



Remedial Investigation Report
City of Durham Parks – Lyon Park, NONCD0000822
1101 Cornell Street & 1200 W. Lakewood Ave.
Durham, Durham County, North Carolina
Task Order RI-10A
S&ME Project No. 23050630

PREPARED FOR:

North Carolina Department of Environmental Quality
Division of Waste Management – Inactive Hazardous Sites Branch
Pre-Regulatory Landfill Unit
1646 Mail Service Center
Raleigh, NC 27699-1646

PREPARED BY:

S&ME, Inc.
3201 Spring Forest Road
Raleigh, NC 27616

April 6, 2026



April 6, 2026

North Carolina Department of Environmental Quality
Division of Waste Management – Special Remediation Branch
Pre-Regulatory Landfill Unit
1646 Mail Service Center
Raleigh, NC 27699-1646

Attention: Mr. Kevin Kelt via email: kevin.kelt@deq.nc.gov
Hydrogeologist

Reference: **Remedial Investigation-Soil Gas, Groundwater & Surface Water/Sediment Report
Lyon Park – 1101 Cornell Street & 1200 W. Lakewood Avenue**
Durham, Durham County, North Carolina
NCDEQ ID No. NONCD0000822
NCDEQ Task Orders 822RI-10A
S&ME Project No. 23050630BJ

Dear Mr. Kelt:

S&ME, Inc. (S&ME) is submitting this report summarizing the results of the Remedial Investigation Waste Delineation activities conducted at the above-referenced site in Durham, North Carolina. S&ME completed this investigation in general conformance with S&ME Proposal No. 23050630BJ, dated September 30, 2025, for Task Order 822RI-10A under the terms of Contract Number N42621-B, dated January 4, 2022, between NCDEQ and S&ME.

Please call us at 919-872-2660 with any questions or comments.

Sincerely,

S&ME, Inc.

Handwritten signature of Jennifer Petzold in black ink.

Jennifer Petzold
Project Manager
Jennifer.Petzold@smeinc.com

Handwritten signature of Gerald Paul in black ink.

Gerald Paul
Senior Project Manager
jpaul@smeinc.com

Senior Reviewed by: Thomas P. Raymond, P.E. - Senior Engineer

Attachment: Remedial Investigation Report



Table of Contents

1.0	Summary of Current Investigation	1
2.0	Landfill Gas Assessment	1
2.1	Soil Gas Probe Field Screening Methods	1
2.2	Landfill Gas Screening Results	2
2.2.1	<i>Volatile Organic Compounds</i>	2
2.2.2	<i>Methane</i>	2
2.2.3	<i>Hydrogen Sulfide</i>	2
2.3	Landfill Gas Sampling	2
2.3.1	<i>Shut-in Testing</i>	2
2.3.2	<i>Helium Leak Testing</i>	2
2.3.3	<i>Purging and Sampling</i>	3
2.4	Landfill Gas Sample Results	3
3.0	Groundwater Assessment	4
3.1	Monitor Well Purging and Sampling	4
3.2	Monitor Well Sample Results	4
4.0	Surface Water and Sediment Sampling	4
4.1.1	<i>Surface Water Sampling Results</i>	5
4.1.2	<i>Sediment Sampling Results</i>	5
5.0	NCDEQ Risk Calculator	5
5.1	Landfill Gas Samples	6
5.2	Surface Water Samples	6
5.3	Sediment Samples	6
6.0	Quality Control	6
6.1	Quality Control Samples	6
7.0	Work Plan Deviation	7
8.0	Sole Use Statement	7
9.0	Certification Acknowledgement	8



Table of Contents

List of Tables

- Table 1 – Landfill Gas Probe & Gas Implant Construction Details
- Table 2 – Landfill Gas Field Screening Results
- Table 3 – Landfill Gas Sample Analytical Results Summary
- Table 4 – Groundwater Monitor Well Construction Details & Groundwater Levels
- Table 5 – Groundwater Field Screening Results
- Table 6 – Groundwater Sample Analytical Results Summary
- Table 7 – Surface Water Sample Analytical Results Summary
- Table 8 – Sediment Sample Analytical Results

List of Figures

- Figure 1 – Site Map
- Figure 2 – Landfill Gas Screening Results
- Figure 3 – Landfill Gas Analytical Results
- Figure 4 – Groundwater Analytical Results Map
- Figure 5 – Groundwater Potentiometric Map
- Figure 6 – Surface Water Analytical Results
- Figure 7 – Sediment Sample Analytical Results Map

Appendices

- Appendix I – Coordinates of Selected Features
- Appendix II – S&ME Field Notes
- Appendix III – Laboratory Analytical Reports and COC
- Appendix IV – NCDEQ Risk Calculator Package



1.0 Summary of Current Investigation

S&ME completed the following Scope of Services listed below for this investigation in general conformance with S&ME Proposal No. 23050630BJ, dated September 30, 2025, for Task Orders 822RI-10A under the terms of Contract Number N42621-B, dated January 4, 2022, between NCDEQ and S&ME.

- Groundwater monitoring well assessment;
- Landfill gas probe assessment;
- Surface water and sediment assessment; and
- Preparation of this report.

S&ME's services were performed in general accordance with the North Carolina Department of Environmental Quality (NCDEQ), Inactive Hazardous Sites Program guidance documents: *Guidelines for Addressing Pre-Regulatory Landfills and Dumps* and S&ME's approved *Standard Operating Procedures and Quality Assurance (SOP/QA) Manual*, previously approved by NCDEQ.

2.0 Landfill Gas Assessment

2.1 Soil Gas Probe Field Screening Methods

The landfill gas probe (LFGP) and landfill gas implant (LFGI) construction details are presented in **Table 1** and the location of the LFGP's are shown in **Figure 1**. The Coordinates of Selected Features are included in **Appendix I**. On December 10, 2025, landfill gas probes and implants that did not have high water levels were screened for landfill gas. **Figure 2** shows the data from the field screening event. Portable meters were used to collect the following parameters at each soil gas probe, soil gas implant, and background screening location:

- Landfill Gas Meter – GEM5000 PLUS for the following:
 - methane: 0-100%, +/- 0.3% to 1.5% accuracy
 - hydrogen sulfide: 0-500 parts per million-volume (ppm-v), with +/- 2.0% accuracy
 - carbon dioxide: 0-100%, +/- 0.5% to 1.5% accuracy
 - oxygen: 0-25%, +/- 1.0% accuracy
 - barometric pressure: +/- 14.7 inches mercury from calibration pressure, +/- 1% inches mercury accuracy
- Photo-Ionization Detector (PID) MiniRAE 3000 for total volatile organic compounds (VOCs): 0-15,000 ppm-v, with +/- 0.1 ppm-v resolution over range of 0 to 999.9 ppm-v and +/- 1 ppm-v resolution over range of 1,000 to 15,000 ppm-v.

Each of the meters listed above has an internal pump, which was used to draw air samples from the gas probe through the portable meters. New Teflon® tubing was connected from the meters to the soil gas probe cap for sampling.



A thermohygrometer was used to measure ambient air for humidity and temperature. The landfill gas screening forms which summarize the results are included with the field documents in **Appendix II**.

2.2 Landfill Gas Screening Results

2.2.1 Volatile Organic Compounds

During the screening event, VOCs were detected at LFGP-10. VOCs were not detected in the remaining LFGP screening locations.

2.2.2 Methane

During the screening event, methane was detected at LFGP-6; the concentration did not exceed the lower explosive limit (LEL) for methane. Methane was not detected in the remaining LFGP screening locations.

2.2.3 Hydrogen Sulfide

During the screening event, hydrogen sulfide was not detected at any of the LFGPs screening locations.

The landfill gas screening results are summarized in **Table 2** and shown on **Figure 2**.

2.3 Landfill Gas Sampling

On December 19, 2025, and December 22, 2025, S&ME personnel used batch-certified sampling canisters to collect samples (including duplicate samples) from ten landfill gas probes and implants for laboratory analysis of VOCs by EPA Method TO-15, Methane by ASTM Method D1946, Hydrogen sulfide by EPA Method ASTM D5504, and Mercury by NIOSH 6009.

2.3.1 Shut-in Testing

Prior to beginning sample collection, S&ME performed a shut-in test and helium leak test in general accordance with the Pre-Regulatory Landfill Guidance document. The shut-in test was performed by attaching the dedicated sampling array (series of dedicated stopcock valves, Teflon® tubing, and silicone tubing) to the soil gas probe on one end and to the regulator installed on a batch certified six-liter SILO canister on the other end. An open end of the sample array (three-way stopcock) was connected to a 100 ml/cc dedicated syringe. The syringe was then used to pull vacuum on the sample train (approximately 10" of Hg – indicated on the regulator vacuum gauge). Once the vacuum was created the three-way stopcock was closed to seal the sample train. After approximately one minute of the vacuum being held on the sample train, the vacuum was released, and the shut-in test was considered successful.

2.3.2 Helium Leak Testing

To perform the helium leak test, the syringe was replaced by additional Teflon® tubing and was connected to the purge port on the leak testing shroud. Next, a section of Teflon® tubing was then attached to the end of the stopcock valve and fitted through a plastic shroud that was placed overtop the soil gas probe sampling array. S&ME then injected helium gas into the plastic shroud until the concentration reached at least 15% helium, as monitored with a helium detector. The gas probe and sampling array were



monitored for leaks by using a calibrated personal pump to purge air from the sampling array into a Tedlar® bag.

The purged air from the sampling array in the Tedlar® bag was then monitored for the presence of helium gas concentration with a helium detector. Per the NCDEQ Vapor Intrusion Guidance Document (March 2018), the helium concentrations detected during the leak test shall not exceed 10% of the helium concentration contained in the shroud. Each of the gas probes or soil gas implants, and sampling arrays had a successful leak test.

2.3.3 *Purging and Sampling*

After successfully passing the leak test, a minimum of three volumes of air were purged from the gas probes and sampling arrays. After purging the sampling array, the ball valve attachment on the T-connector leading to the purge point was closed and the valve on the regulator was opened to allow the collection of the samples into SILO canisters, for VOCs analysis by EPA Method TO-15. Samples were then collected for Mercury analysis by NIOSH 6009 utilizing sorbent tubes and personal pumps. Finally, samples were collected with a pump into Tedlar® bags for Hydrogen Sulfide analysis by ASTM Method D5504. The laboratory reports and chains of custody records are in **Appendix III**.

After collecting the gas samples, the SILO canisters were shipped under standard chain-of-custody protocol to ESML for Mercury analysis by NIOSH Method 6009 and Hydrogen Sulfide by EPA Method ASTM D5504, and to Eurofins Air Toxins for VOCs analysis by ASTM Method TO-15 and Methane analysis by ASTM D1946. The laboratory reports and chain of custody are in **Appendix III**.

2.4 Landfill Gas Sample Results

Due to gas composition and laboratory instrument limitations, the landfill gas samples were diluted by the laboratory. Sample dilutions result in higher laboratory detection limits. Therefore, compounds may be present at concentrations below the elevated detection limit and could be considered unacceptable risk based on the NCDEQ Risk Calculator. For this assessment, only compounds detected above the laboratory detection limits were entered into the NCDEQ Risk Calculator. As a result, additional sampling is necessary to further evaluate potential risk from landfill gas at the site.

The laboratory reported detections of multiple VOCs and other analytes in the landfill gas samples. The NCDEQ Risk Calculator was used to assess the risk of the soil gas to the indoor air pathway. The Residential Receptor Risk was not exceeded at any sample location. Hydrogen Sulfide was not detected at any of the sample locations. Methane was detected at LFGP-4, LFGP-6, LFGP-7 and LFGP-10. Methane detections were below the associated lower explosive limit (LEL). See **Section 5.0** for the Risk Calculator details.

A summary of the laboratory results is included in **Table 3**, and the results of the NCDEQ Risk Calculator Residential and Non-Residential Vapor Intrusion risk levels are shown on **Figure 3**. The field notes are included in **Appendix II**. The laboratory reports and chain of custody forms are included in **Appendix III**.



3.0 Groundwater Assessment

3.1 Monitor Well Purging and Sampling

The monitor well construction details are presented in **Table 4**, and the location of the monitoring wells are shown on **Figure 1**. The Coordinates of Selected Features are included in **Appendix I**.

On December 3 and 4, 2025, the depth to groundwater was measured in each well with an electronic water level meter. A licensed surveyor located and measured horizontal coordinates and vertical elevations for the monitor wells under Task Order 822RI-9A. The approximate depth of groundwater and elevations at each monitor well are displayed on **Table 4** and are represented on **Figure 5**. Groundwater generally flows towards the surface water feature in the center of the site, the surface water feature (stream) flows to the south.

Before sample collection, the monitor wells were purged using a monsoon pump or peristaltic pump, and field parameter data (pH, temperature, conductivity, and turbidity) was recorded (**Table 5**). Groundwater sampling field forms are included with the field documents in **Appendix II**. Once three well volumes were purged, groundwater samples were collected, placed on ice, and sent under the chain-of-custody protocol to Eurofins | Environment Testing America (Eurofins) in Savannah Georgia for analysis. Analysis includes VOCs by EPA Method 8260D, semi-volatile-organic compounds (SVOCs) by EPA Method 8270E, 1,4 Dioxane by EPA Method 8270E SIM, metals by EPA Method 6020B, mercury by EPA Method 7470A, nitrate by EPA Method 353.1/353.2, sulfate by EPA Method SM 4500, and ammonia by EPA Method 350.1.

3.2 Monitor Well Sample Results

The laboratory reported detections of multiple constituents above the NCAC 2L Groundwater Standards in samples collected from multiple monitoring wells. Analytes that were detected at concentrations exceeding the respective NCAC 2L Groundwater Standards are shown on **Figure 4**. See **Table 6** for a summary of the groundwater analytical results.

Manganese and cobalt were detected in groundwater samples from multiple monitor wells at concentrations exceeding the North Carolina 2L Groundwater Standards of 50 and 1 micrograms per liter ($\mu\text{g/L}$), respectively. These concentrations may be attributed to the natural weathering of minerals within the local geology rather than a site-related release. Under 15A NCAC 02L .0202(b)(3), where naturally occurring substances exceed the established standard, the local background concentration is considered the applicable standard.

4.0 Surface Water and Sediment Sampling

On December 10 and 11, 2025, S&ME collected surface water and stream sediment samples for laboratory analysis from nine locations. Surface water sample locations are identified as SW-1 through SW-9 with laboratory data on **Table 7**. Stream sediment sample locations are identified as SED-1 through SED-9 with laboratory data summarized on **Table 8**. Surface water and stream sediment locations SED/SW-1 through SED/SW-9 are shown on **Figure 6** and **Figure 7**, respectively.



Surface water and stream sediment samples were collected, placed in a cooler with ice, and delivered under chain-of-custody protocol to Eurofins. Analysis includes VOCs by EPA Method 8260D, SVOCs by EPA Method 8270E 1-4, dioxane by EPA Method 8270E SIM, metals by EPA Method 6020B, mercury by EPA Method 7471B, nitrate by EPA Method 350.1/350.2, sulfate by EPA Method SM 4500, and ammonia by EPA Method 350.1.

4.1.1 *Surface Water Sampling Results*

Table 7 summarizes the surface water sample analytical results from locations SW-1 through SW-9. Exceedances of the 15A NCAC 02B (2B Standards) surface water quality standards are shown on **Figure 6**. Several other detections were reported, however 2B Standards are not established for those constituents.

The NCDEQ Risk Calculator was used to assess the risk for direct contact of surface water. See **Section 5.0** for the Risk Calculator details. The carcinogenic risk and non-carcinogenic hazard index for surface water were not exceeded at any of the sample locations for the recreator/trespasser receptor.

4.1.2 *Sediment Sampling Results*

Table 8 summarizes sediment analytical results for samples collected from locations SED-1 through SED-9. The laboratory report and chain of custody record are included in **Appendix III**.

The NCDEQ Risk Calculator was used to assess the risk for direct contact of soil. The carcinogenic risk and non-carcinogenic hazard index for each of the sediment sample locations were not exceeded for all receptors. Exceedances of the United States Environmental Protection Agency Regional Soil Screening Levels (USEPA RSLs)) are shown on **Figure 7**.

5.0 NCDEQ Risk Calculator

S&ME used the January 2025 version of NCDEQ's Risk Calculator, downloaded from the NCDEQ website to quantify the risks from different exposure points (landfill gas, groundwater, surface water, and sediment) that contain concentrations of chemicals that potentially cause cancer (carcinogens) and chemicals not known to cause cancer (noncarcinogens). The Risk Calculator was used to show the risks these exposure points pose to park users. Carcinogenic and noncarcinogenic effects are evaluated separately as discussed below.

The risk characterization for carcinogens is expressed in terms of a probability that an individual will develop an excess cancer risk due to exposure to site-related contaminants. The cancer risk is summed across all carcinogenic chemicals and exposure routes (ingestion, dermal, and inhalation) to determine cumulative cancer risks.

The potential for noncancer effects is evaluated by comparing the estimated contaminant exposure to a reference threshold. This threshold represents the exposure below which is unlikely for sensitive populations to experience adverse health effects. The ratio of exposure to toxicity is referred to as a hazard quotient (HQ). The HQs are summed across all noncarcinogenic chemicals and exposure routes to determine cumulative hazard index (HI). For risk assessment purposes, a residential and non-residential/worker exposure scenario was used for landfill gas, groundwater, and sediment samples, and



the recreator/trespasser exposure scenario was used for surface water samples. The Resident Receptor scenario is based upon the assumption that people would live at the park for 350 days per year, 24 hours per day, for 26 years (6 years as a child and 20 years as an adult).

5.1 Landfill Gas Samples

The NCDEQ Risk Calculator was run for each landfill gas sample location. The risk calculator uses analytical results and generates a carcinogenic risk and hazard index value. None of the sample locations exceeded the vapor intrusion soil gas to indoor air risk for the resident or the non-residential worker receptor.

5.2 Surface Water Samples

The NCDEQ Risk Calculator was run for each individual surface water sample location. None of the sample locations exceeded risk for the recreator/trespasser receptor.

5.3 Sediment Samples

The NCDEQ Risk Calculator was run for each individual sediment sample location. None of the sample locations exceeded risk for the direct contact resident, non-residential worker, or recreator/trespasser receptor.

Appendix IV contains the NCDEQ Risk Calculator Inputs and Outputs.

6.0 Quality Control

6.1 Quality Control Samples

Quality control samples were collected and analyzed as follows:

Soil Gas Duplicates

- One soil gas duplicate sample, named 822-LFGP-DUP was collected on December 19, 2025, from LFGP-1. Another soil gas duplicate sample, named 822-LFGP-DUP-2, was collected on December 22, 2025, from LFGP-6. Analytical results of the duplicate samples were within an acceptable relative difference with the record samples.

Groundwater Duplicates

- One groundwater duplicate sample, called 120325-Dup-1, was collected on December 3, 2025, from MW-5. Another duplicate, called 120425-Dup-1, was collected from A-MW-2 on December 4, 2025. Analytical results of the duplicate samples were within an acceptable relative difference with the record samples.

Surface Water/Sediment Duplicates

- A duplicate sample was collected for both surface water and sediment. The duplicates were collected from SW-6/SED-6 on December 11, 2025. Duplicates were collected separately as SW-DUP and SED-DUP, respectively. Analytical results of the duplicate samples were within an acceptable relative difference with the record samples.



Trip Blank

- One trip blank sample of laboratory provided Deionized Water was kept with the laboratory samples throughout the groundwater sampling event and analyzed for VOCs by 8260D. No analytes were reported above the laboratory's minimum detection limit.

7.0 Work Plan Deviation

No work plan deviations were encountered during sampling events.

8.0 Sole Use Statement

This report is solely intended for use by NCDEQ for the services that were performed in accordance with S&ME Proposal No. 23050630BJ, dated September 30, 2025, for Task Order 822RI-10A under the terms of Contract Number N42621-B, dated January 4, 2022, between NCDEQ and S&ME.



9.0 Certification Acknowledgement

"I certify that to the best of my knowledge, after thorough investigation, the information contained in or accompanying this certification is true, accurate, and complete."

Gerald Paul / S&ME, Inc.

Name of Environmental Consultant / Company

Gerald Paul

Signature of Environmental Consultant

April 6, 2026

Date


I, Wilma Craft, a Notary Public of said County and State, do hereby certify that Gerald Paul did personally appear and sign before me this day, produced proper identification in the form of North Carolina Driver's License, was duly sworn or affirmed, and declared that, he or she is the duly authorized environmental consultant referenced above and that, to the best of his or her knowledge and belief, after thorough investigation, the information contained in the above certification is true and accurate, and he or she then signed this Certification in my presence.

WITNESS my hand and official seal this 6th day of April, 2026.

Wilma Craft

Notary Public (signature)

(OFFICIAL SEAL)



My commission expires: March 12, 2028

Figures

Drawing Path: T:\Raleigh-1050\Projects\2023\23050630_NCDEQ LF_City of Durham Parks (PRLF)_Durham NCVENV\GIS\RI-10 Figures\Lyons\RI-10 Lyons.aprx Plotted by:



REFERENCE:

GIS BASE LAYERS WERE OBTAINED FROM NC ONEMAP ORTHOIMAGERY. THIS MAP IS FOR INFORMATIONAL PURPOSES ONLY. ALL FEATURE LOCATIONS DISPLAYED ARE APPROXIMATED. THEY ARE NOT BASED ON CIVIL SURVEY INFORMATION, UNLESS STATED OTHERWISE.

- - - Estimated Waste Boundary
- ▲ Landfill Gas Probes
- Stream
- Site Boundary
- Durham County Parcels



SITE MAP

LYON PARK
 NCDEQ ID NO. NONCD0000822, TASK ORDER 822RI-10A
 1101 CORNELL STREET & 1200 W. LAKEWOOD AVE
 DURHAM, DURHAM COUNTY, NORTH CAROLINA

SCALE:
 1 in = 175 ft
 DATE:
 3/10/2026
 PROJECT NUMBER
 23050630

FIGURE NO.
1

Drawing Path: T:\Raleigh-1050\Projects\23050630_NCDEQ LF_City of Durham Parks (PRLF)_Durham NC\ENV\GIS\RI-10 Figures\Lyons\RI-10_Lyons.aprx Plotted by:



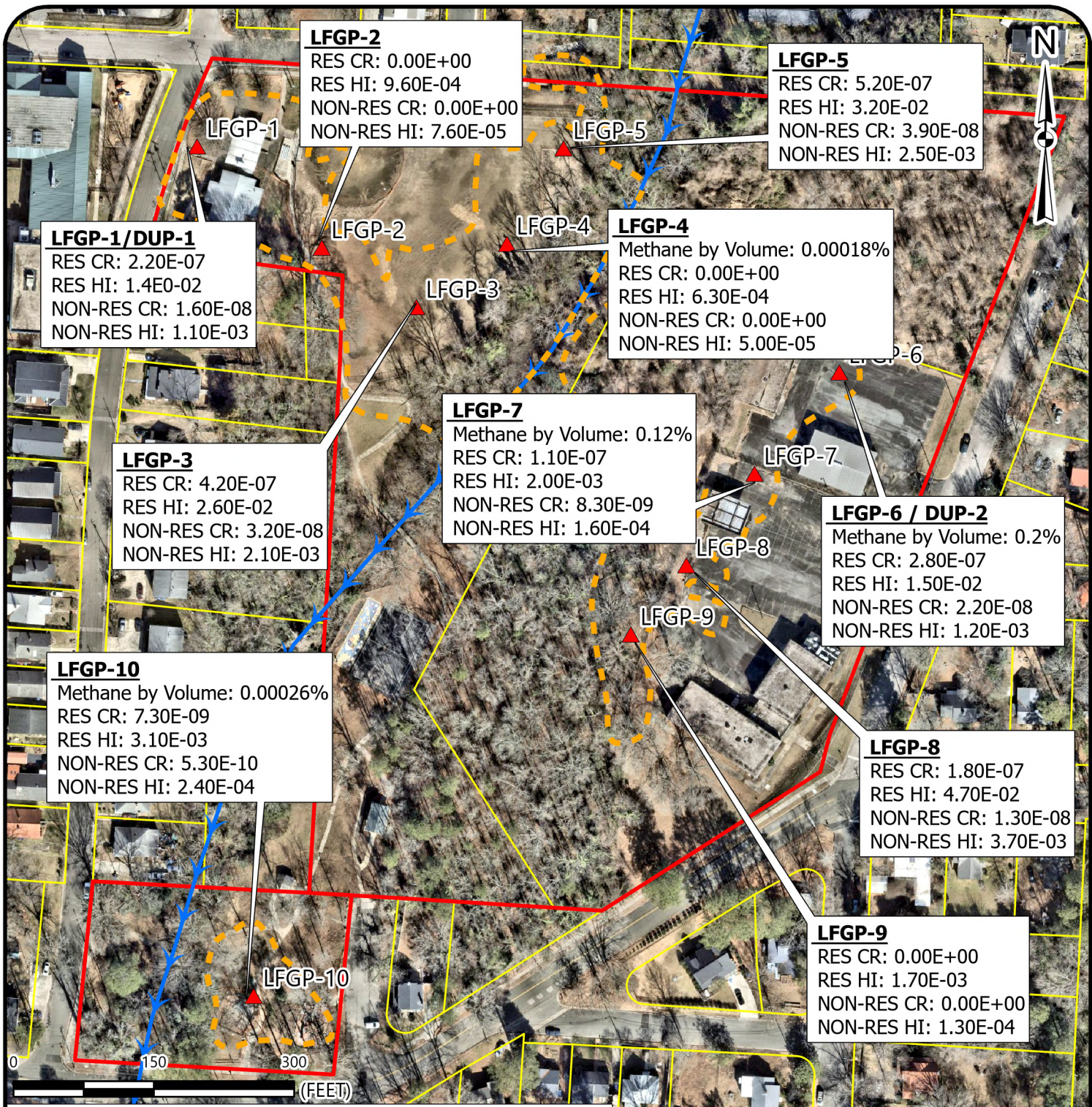
NOTES:
 LANDFILL GAS SCREENING WAS CONDUCTED ON DECEMBER 10, 2025. ONLY SCREENING RESULTS ABOVE THE BACKGROUND LEVELS ARE SHOWN. VOCs MEASURED IN PPM-V. VOC - VOLATILE ORGANIC CARBONS. PPM-V - PARTS PER MILLION BY VOLUME. RESULTS FROM SCREENING EVENT ARE ON TABLE 2.

REFERENCE:
 GIS BASE LAYERS WERE OBTAINED FROM NC ONEMAP ORTHOIMAGERY. THIS MAP IS FOR INFORMATIONAL PURPOSES ONLY. ALL FEATURE LOCATIONS DISPLAYED ARE APPROXIMATED.

- ▲ Landfill Gas Probes
- - - Estimated Waste Boundary
- Stream
- Site Boundary
- Durham County Parcels

	LANDFILL GAS SCREENING RESULTS	SCALE: 1 in = 150 ft	FIGURE NO.
	LYON PARK NCDEQ ID NO. NONCD0000822, TASK ORDER 822RI-10A 1101 CORNELL STREET & 1200 W. LAKEWOOD AVE DURHAM, DURHAM COUNTY, NORTH CAROLINA	DATE: 3/10/2026	2
		PROJECT NUMBER 23050630	

Drawing Path: T:\Raleigh-1050\Projects\23050630_NCDEQ LF_City of Durham Parks (PRLF)_Durham NCVENV\GIS\RI-10 Figures\Lyons\RI-10_Lyons.aprx Plotted by:



LFGP-1/DUP-1
 RES CR: 2.20E-07
 RES HI: 1.4E-02
 NON-RES CR: 1.60E-08
 NON-RES HI: 1.10E-03

LFGP-2
 RES CR: 0.00E+00
 RES HI: 9.60E-04
 NON-RES CR: 0.00E+00
 NON-RES HI: 7.60E-05

LFGP-5
 RES CR: 5.20E-07
 RES HI: 3.20E-02
 NON-RES CR: 3.90E-08
 NON-RES HI: 2.50E-03

LFGP-4
 Methane by Volume: 0.00018%
 RES CR: 0.00E+00
 RES HI: 6.30E-04
 NON-RES CR: 0.00E+00
 NON-RES HI: 5.00E-05

LFGP-3
 RES CR: 4.20E-07
 RES HI: 2.60E-02
 NON-RES CR: 3.20E-08
 NON-RES HI: 2.10E-03

LFGP-7
 Methane by Volume: 0.12%
 RES CR: 1.10E-07
 RES HI: 2.00E-03
 NON-RES CR: 8.30E-09
 NON-RES HI: 1.60E-04

LFGP-6 / DUP-2
 Methane by Volume: 0.2%
 RES CR: 2.80E-07
 RES HI: 1.50E-02
 NON-RES CR: 2.20E-08
 NON-RES HI: 1.20E-03

LFGP-10
 Methane by Volume: 0.00026%
 RES CR: 7.30E-09
 RES HI: 3.10E-03
 NON-RES CR: 5.30E-10
 NON-RES HI: 2.40E-04

LFGP-8
 RES CR: 1.80E-07
 RES HI: 4.70E-02
 NON-RES CR: 1.30E-08
 NON-RES HI: 3.70E-03

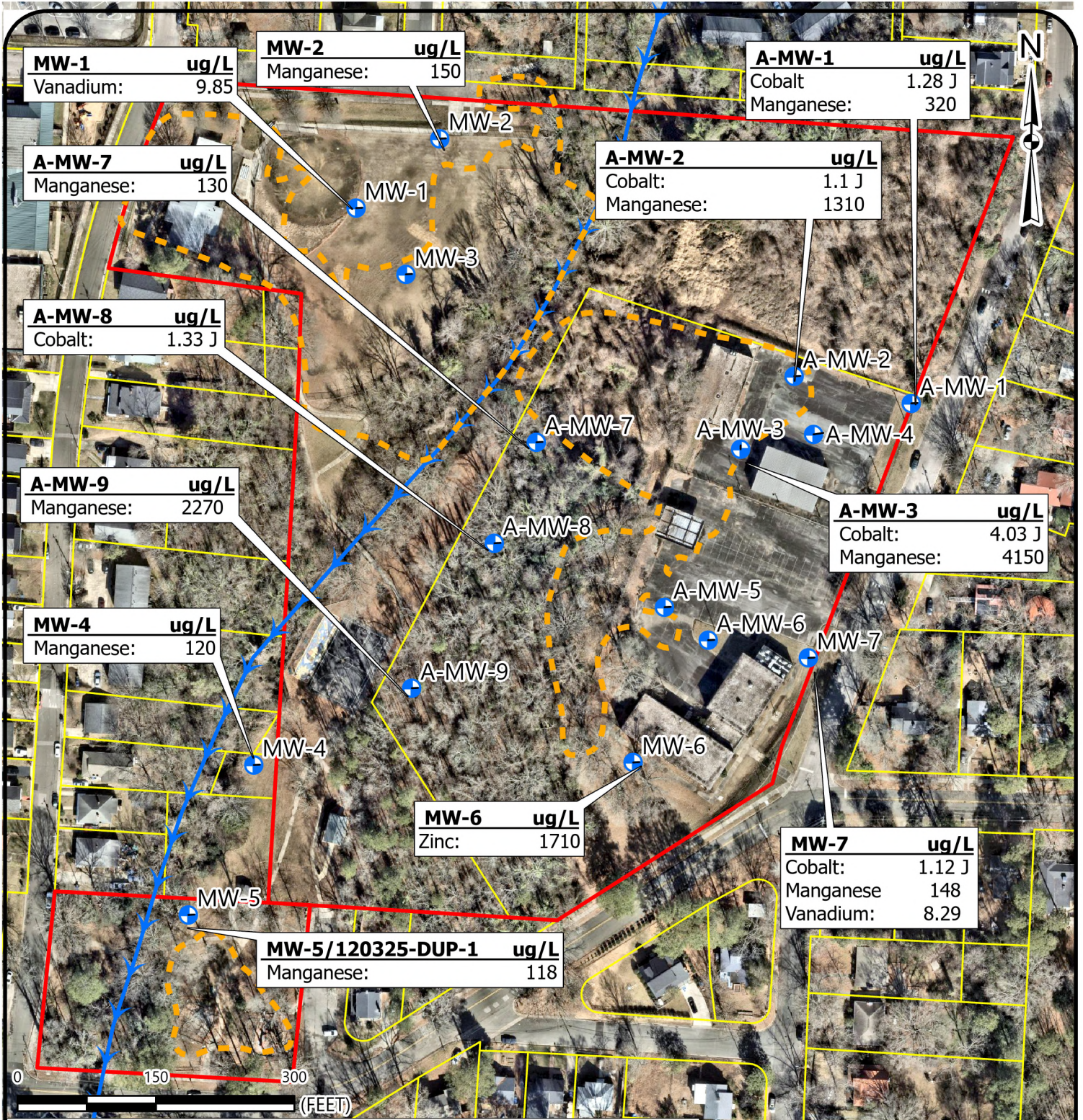
LFGP-9
 RES CR: 0.00E+00
 RES HI: 1.70E-03
 NON-RES CR: 0.00E+00
 NON-RES HI: 1.30E-04

NOTES:
 LANDFILL GAS SAMPLING WAS CONDUCTED ON DECEMBER 19, AND 22, 2025. SAMPLING LOCATIONS THAT EXCEED THE LOWER EXPLOSIVE LIMIT (LEL) FOR METHANE (5%) ARE SHOWN IN RED. RESULTS IN RED EXCEED RISK. DUPLICATE SAMPLES 822-LFGP-DUP COLLECTED AT LFGP-1. DUPLICATE SAMPLE 822-LFGP-DUP-2 COLLECTED AT LFGP-6.
 RES CR: RESIDENTIAL CARCINOGENIC RISK
 RES HI: RESIDENTIAL HAZARD INDEX
 NON-RES CR: NON-RESIDENTIAL CARCINOGENIC RISK
 NON-RES HI: NON-RESIDENTIAL HAZARD INDEX
REFERENCE:
 GIS BASE LAYERS WERE OBTAINED FROM THE LATEST NC ONEMAP ORTHOIMAGERY LAYER. THIS MAP IS FOR INFORMATIONAL PURPOSES ONLY. ALL FEATURE LOCATIONS DISPLAYED ARE APPROXIMATED.

- ▲ Landfill Gas Probes
- - - Estimated Waste Boundary
- Stream
- Site Boundary
- Durham County Parcels

	LANDFILL GAS ANALYTICAL RESULTS	SCALE: 1 in = 150 ft	FIGURE NO.
	LYON PARK NCDEQ ID NO. NONCD0000822, TASK ORDER 822RI-10A 1101 CORNELL STREET & 1200 W. LAKEWOOD AVE DURHAM, DURHAM COUNTY, NORTH CAROLINA	DATE: 3/10/2026	3
		PROJECT NUMBER 23050630	

Drawing Path: T:\Raleigh-1050\Projects\23050630_NCDEQ LF_City of Durham Parks (PRLF)_Durham NCEMV\GIS\RI-10 Figures\Lyons\RI-10 Lyons.aprx Plotted by:



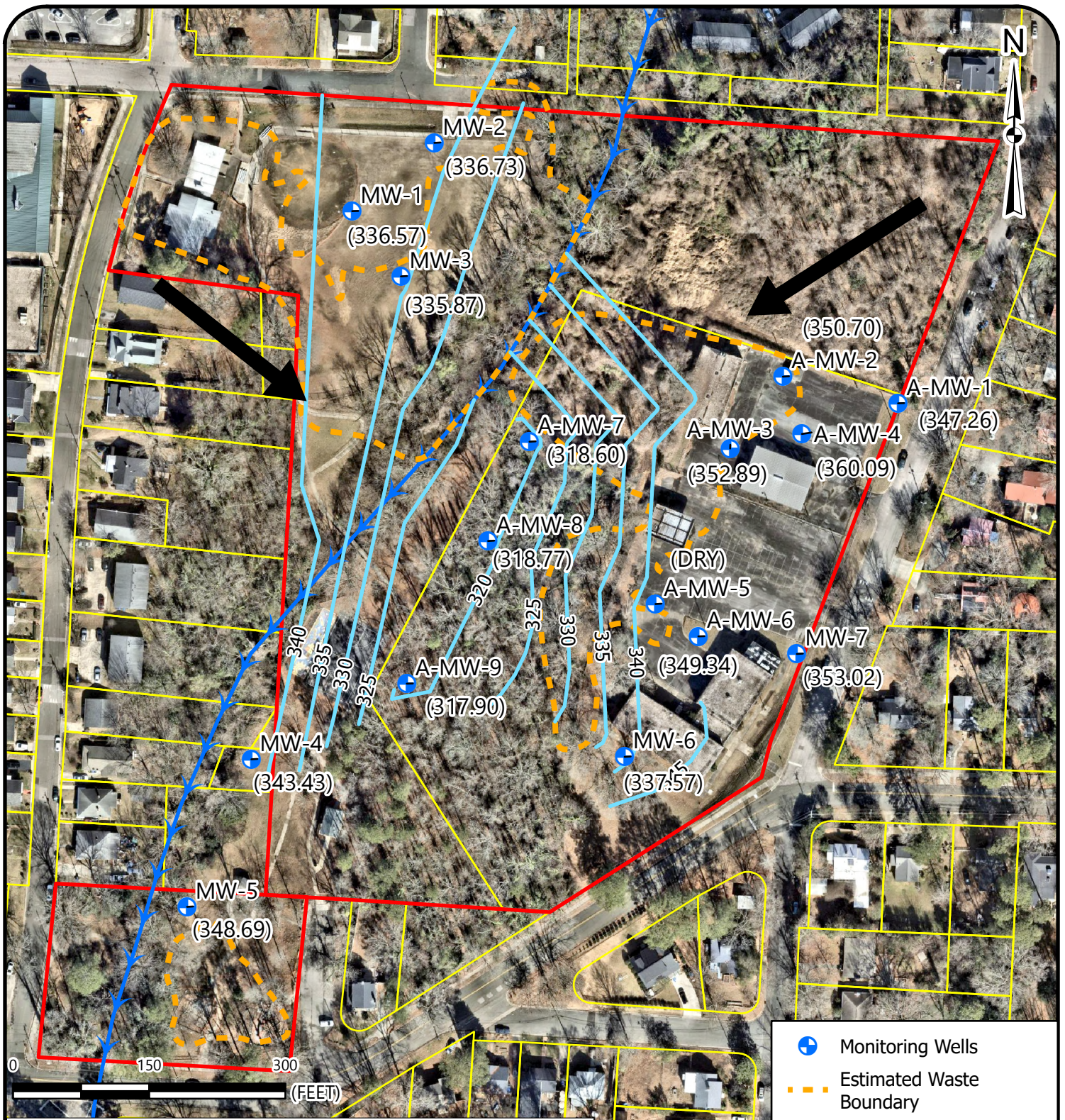
NOTES:
 GROUNDWATER SAMPLING WAS CONDUCTED ON DECEMBER 3-4, 2025. ANALYTES DETECTED AT CONCENTRATIONS EXCEEDING 15A NCAC 2L GROUNDWATER STANDARDS ARE SHOWN IN MICROGRAMS PER LITER (ug/L). DUPLICATE SAMPLES WERE COLLECTED FROM MW-5 AND A-MW-2. THE HIGHER DETECTED CONCENTRATIONS ARE SHOWN.
 J: ESTIMATED VALUE LESS THAN REPORTING LIMIT BUT GREATER THAN METHOD DETECTION LIMIT.

REFERENCE:
 GIS BASE LAYERS WERE OBTAINED FROM THE LATEST NCONEMAP ORTHOIMAGERY LAYER. THIS MAP IS FOR INFORMATIONAL PURPOSES ONLY. ALL FEATURE LOCATIONS DISPLAYED ARE APPROXIMATED. THEY ARE NOT BASED ON CIVIL SURVEY INFORMATION, UNLESS STATED OTHERWISE.

- Monitoring Wells
- Stream
- Estimated Waste Boundary
- Site Boundary
- Durham County Parcels

	GROUNDWATER ANALYTICAL RESULTS	SCALE: 1 in = 150 ft	FIGURE NO.
	LYON PARK NCDEQ ID NO. NONCD0000822, TASK ORDER 822RI-10A 1101 CORNELL STREET & 1200 W. LAKEWOOD AVE DURHAM, DURHAM COUNTY, NORTH CAROLINA	DATE: 3/6/2026	4
		PROJECT NUMBER 23050630	

Drawing Path: T:\Ra\leigh-1050\Projects\2023\23050630_NCDEQ LF_City of Durham Parks (PRLF)_Durham NCVENV\GIS\RI-10 Figures\Lyon\RI-10_Lyon.aprx Plotted by:



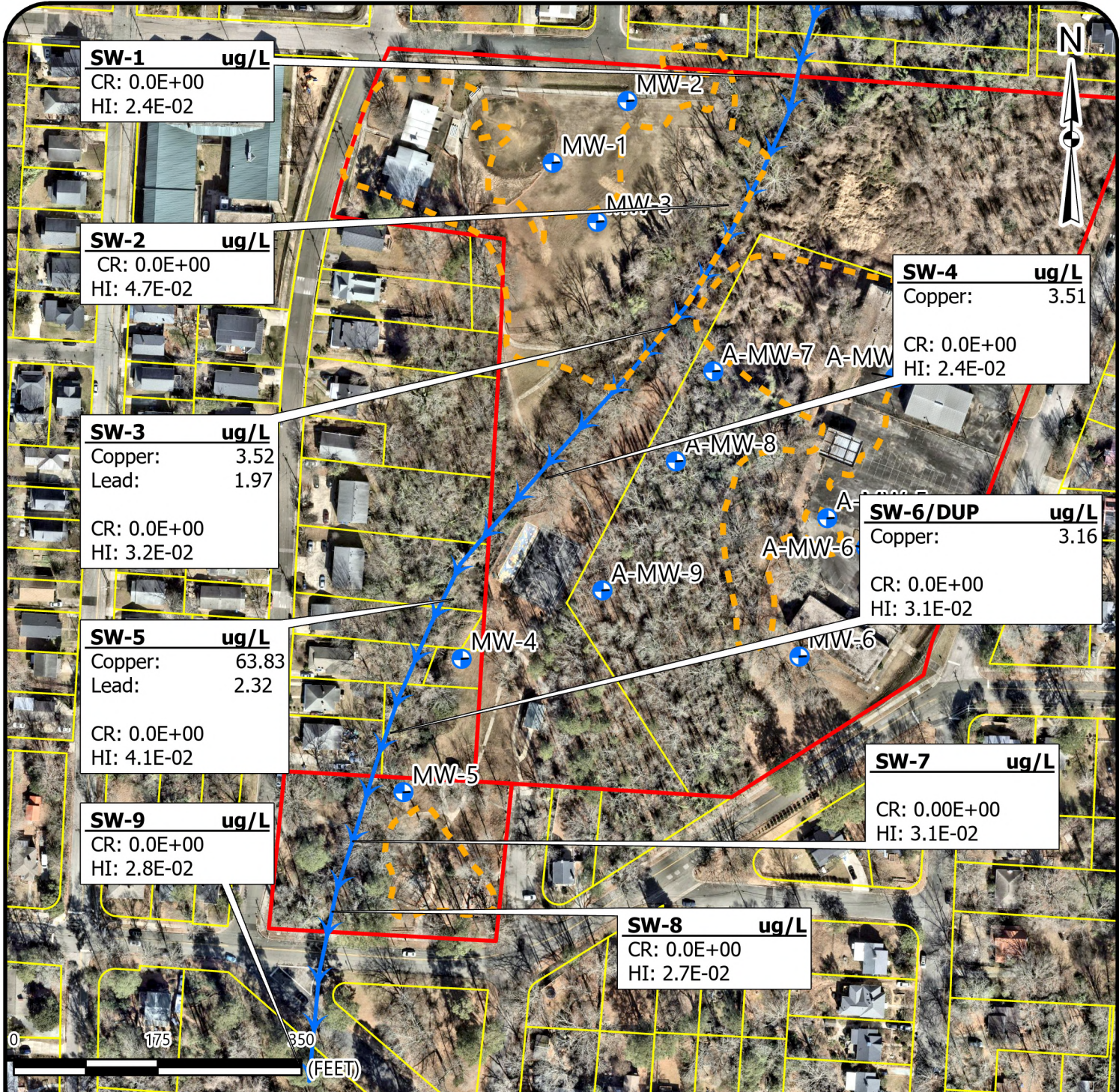
NOTES:
 GROUNDWATER POTENTIOMETRIC MEASUREMENTS WERE TAKEN ON DECEMBER 3 & 4, 2025. ELEVATION IS MEASURED IN FEET ABOVE MEAN SEA LEVEL (FT-AMSL). APPROXIMATE GROUNDWATER FLOW IS DEPICTED WITH THE ARROW. MW-5 WAS DRY.

REFERENCE:
 GIS BASE LAYERS WERE OBTAINED FROM THE LATEST NC ONEMAP ORTHOIMAGERY LAYER. THIS MAP IS FOR INFORMATIONAL PURPOSES ONLY. ALL FEATURE LOCATIONS DISPLAYED ARE APPROXIMATED. THEY ARE NOT BASED ON CIVIL SURVEY INFORMATION, UNLESS STATED OTHERWISE.

- + Monitoring Wells
- - - Estimated Waste Boundary
- Stream
- Site Boundary
- Durham County Parcels
- Potentiometric Contours

	GROUNDWATER POTENTIOMETRIC MAP	SCALE: 1 in = 150 ft	FIGURE NO.
	LYON PARK NCDEQ ID NO. NONCD0000822, TASK ORDER 822RI-10A 1101 CORNELL STREET & 1200 W. LAKEWOOD AVE DURHAM, DURHAM COUNTY, NORTH CAROLINA	DATE: 3/11/2026	5
		PROJECT NUMBER 23050630	

Drawing Path: T:\Raileigh-1050\Projects\23050630_NCDEQ LF_City of Durham Parks (PRLF)_Durham NCEMV\GIS\RI-10 Figures\Lyons\RI-10 Lyons.aprx Plotted by:



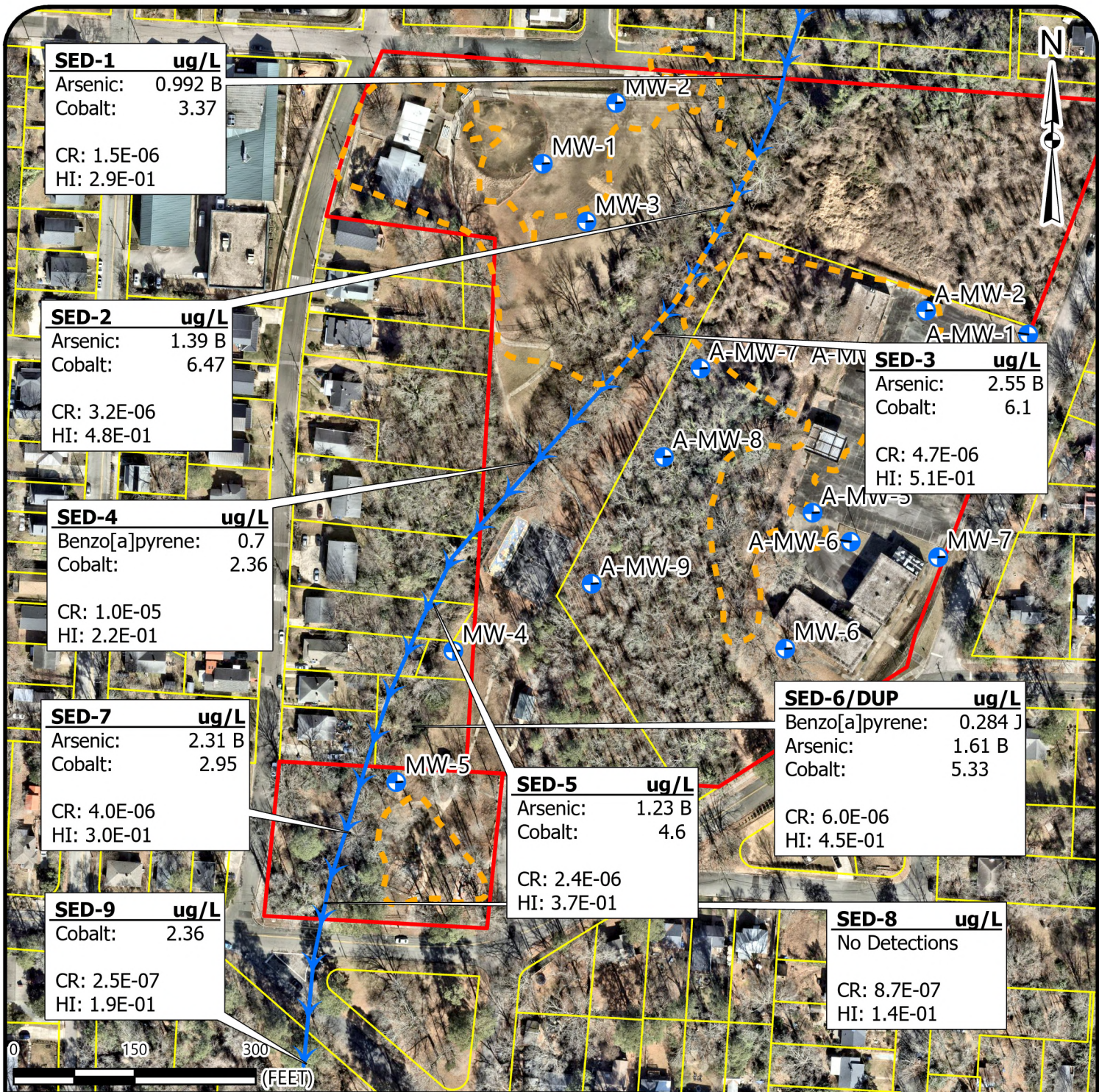
NOTES:
 SURFACE WATER SAMPLING WAS CONDUCTED ON DECEMBER 11, 2025. ANALYTES DETECTED AT CONCENTRATIONS EXCEEDING 15A NCAC 2B SURFACE WATER STANDARDS ARE SHOWN IN MICROGRAMS PER LITER (ug/L). A DUPLICATE SAMPLE WAS TAKEN AT SW-6. THE HIGHER DETECTED CONCENTRATION IS SHOWN. DIRECT CONTACT RISK LEVELS ARE SHOWN FOR THE RECREATOR/TRESPASSER RECEPTOR.
 J: ESTIMATED VALUE LESS THAN REPORTING LIMIT BUT GREATER THAN METHOD DETECTION LIMIT.
 CR: CARCINOGENIC RISK.
 HI: HAZARD INDEX.

REFERENCE:
 GIS BASE LAYERS WERE OBTAINED FROM THE LATEST NC ONEMAP ORTHOIMAGERY LAYER. THIS MAP IS FOR INFORMATIONAL PURPOSES ONLY. ALL FEATURE LOCATIONS DISPLAYED ARE APPROXIMATED. THEY ARE NOT BASED ON CIVIL SURVEY INFORMATION, UNLESS STATED OTHERWISE.

- - - Estimated Waste Boundary
- Stream
- Site Boundary
- Durham County Parcels

	SURFACE WATER ANALYTICAL RESULTS	SCALE: 1 in = 175 ft	FIGURE NO.
	LYON PARK NCDEQ ID NO. NONCD0000822, TASK ORDER 822RI-10A 1101 CORNELL STREET & 1200 W. LAKEWOOD AVE DURHAM, DURHAM COUNTY, NORTH CAROLINA	DATE: 3/6/2026	6
		PROJECT NUMBER 23050630	

Drawing Path: T:\Raleigh-1050\Projects\2023\23050630_NCDEQ LF_City of Durham Parks (PRLF)_Durham NCVENV\GIS\RI-10 Figures\Lyons\RI-10 Lyons.aprx. Plotted by: JenniferPetzold



SED-1 ug/L
 Arsenic: 0.992 B
 Cobalt: 3.37
 CR: 1.5E-06
 HI: 2.9E-01

SED-2 ug/L
 Arsenic: 1.39 B
 Cobalt: 6.47
 CR: 3.2E-06
 HI: 4.8E-01

SED-4 ug/L
 Benzo[a]pyrene: 0.7
 Cobalt: 2.36
 CR: 1.0E-05
 HI: 2.2E-01

SED-7 ug/L
 Arsenic: 2.31 B
 Cobalt: 2.95
 CR: 4.0E-06
 HI: 3.0E-01

SED-9 ug/L
 Cobalt: 2.36
 CR: 2.5E-07
 HI: 1.9E-01

SED-5 ug/L
 Arsenic: 1.23 B
 Cobalt: 4.6
 CR: 2.4E-06
 HI: 3.7E-01

SED-3 ug/L
 Arsenic: 2.55 B
 Cobalt: 6.1
 CR: 4.7E-06
 HI: 5.1E-01

SED-6/DUP ug/L
 Benzo[a]pyrene: 0.284 J
 Arsenic: 1.61 B
 Cobalt: 5.33
 CR: 6.0E-06
 HI: 4.5E-01

SED-8 ug/L
 No Detections
 CR: 8.7E-07
 HI: 1.4E-01

NOTES:
 SEDIMENT SAMPLING WAS CONDUCTED ON MAY 30, 2025. ONLY CONCENTRATIONS THAT EXCEED THE UNITED STATES EPA (USEPA) REGIONAL SCREENING LEVELS (RSLs) FOR SOIL ARE SHOWN. DIRECT CONTACT RISK LEVELS ARE SHOWN FOR THE RESIDENTIAL RECEPTOR. SEDIMENT SAMPLES ARE MEASURED IN MILLIGRAMS PER KILOGRAM (mg/kg)
 J: ESTIMATED VALUE LESS THAN REPORTING LIMIT BUT GREATER THAN METHOD DETECTION LIMIT.
 B: COMPOUND WAS FOUND IN THE BLANK AND SAMPLE.
 CR: CARCINOGENIC RISK
 HI: HAZARD INDEX
REFERENCE:
 GIS BASE LAYERS WERE OBTAINED FROM THE LATEST NCONEMAP ORTHOIMAGERY LAYER. THIS MAP IS FOR INFORMATIONAL PURPOSES ONLY. ALL FEATURE LOCATIONS DISPLAYED ARE APPROXIMATED. THEY ARE NOT BASED ON CIVIL SURVEY INFORMATION, UNLESS STATED OTHERWISE.

- ◆ Surface Water/Sediment Samples
- Stream
- Estimated Waste Boundary
- ▭ Site Boundary
- ▭ Durham County Parcels



SEDIMENT SAMPLE ANALYTICAL RESULTS

LYON PARK
 NCDEQ ID NO. NONCD0000822, TASK ORDER 822RI-8
 1101 CORNELL STREET & 1200 W. LAKEWOOD AVE
 DURHAM, DURHAM COUNTY, NORTH CAROLINA

SCALE:
 1 in = 175 ft
 DATE:
 3/10/2026
 PROJECT NUMBER
 23050630

FIGURE NO.
7

Tables



TABLE 1
Landfill Gas Probe & Gas Implant Construction Details
City of Durham Parks - Lyon Park (NONCD0000822)
1101 Cornell Street & 1200 W. Lakewood Ave, Durham, Durham County, North Carolina
S&ME Project No. 23050630 Task Order RI-10A

ID	Date Installed	Type	Casing Material	Total Depth (ft-bgs)	Casing Interval (ft-bgs)	Screen Interval (ft-bgs)	Grout Interval (ft-bgs)	Bentonite Interval (ft-bgs)	Filter Pack Interval (ft-bgs)
LFGP-1	8/14/25	Flushmount-Gas Probe	1-in Sch 40 PVC	11.0	0.0 - 6.0	6.0 - 11.0	0.0 - 4.0	4.0 - 5.0	5.0 - 11.0
LFGP-2	8/14/25	Flushmount-Gas Probe	1-in Sch 40 PVC	6.0	0.0 - 3.0	3.0 - 6.0	0.0 - 2.0	2.0 - 3.0	3.0 - 6.0
LFGP-3	8/14/25	Flushmount-Gas Probe	1-in Sch 40 PVC	6.0	0.0 - 6.0	3.0 - 6.0	0.0 - 2.0	2.0 - 3.0	3.0 - 6.0
LFGP-4	8/14/25	Flushmount-Gas Probe	1-in Sch 40 PVC	6.0	0.0 - 6.0	3.0 - 6.0	0.0 - 2.0	2.0 - 3.0	3.0 - 6.0
LFGP-5	8/14/25	Flushmount-Gas Probe	1-in Sch 40 PVC	6.0	0.0 - 6.0	3.0 - 6.0	0.0 - 2.0	2.0 - 3.0	3.0 - 6.0
LFGP-6	8/14/25	Flushmount-Gas Probe	1-in Sch 40 PVC	4.0	0.0 - 4.0	3.0 - 4.0	0.0 - 1.0	1.0 - 3.0	3.0 - 4.0
LFGP-7	8/14/25	Flushmount-Gas Probe	1-in Sch 40 PVC	7.0	0.0 - 7.0	4.0 - 7.0	0.0 - 3.0	3.0 - 4.0	4.0 - 7.0
LFGP-8	8/14/25	Flushmount-Gas Probe	1-in Sch 40 PVC	8.0	0.0 - 11.0	6.0 - 11.0	0.0 - 4.0	4.0 - 5.0	5.0 - 8.0
LFGP-9	8/14/25	Flushmount-Gas Probe	1-in Sch 40 PVC	11.0	0.0 - 11.0	6.0 - 11.0	0.0 - 4.0	4.0 - 5.0	5.0 - 11.0
LFGP-10	8/14/25	Flushmount-Gas Implant	1/4" tubing	4.0	0.0 - 3.5	3.0 - 4.0	NA	0.0 - 3.0	3.0 - 4.0

Notes:

LFGP-10 was installed as soil gas implant due to shallow groundwater.

ft-bgs: feet below ground surface.

in: inches

N/A: Not Applicable

The Soil Gas Probe and Implant locations are indicated on **Figure 1**.



TABLE 2
Landfill Gas Field Screening Results
City of Durham Parks - Lyon Park (NONCD0000822)
1101 Cornell Street & 1200 W. Lakewood Ave, Durham, Durham County, North Carolina
S&ME Project No. 23050630 Task Order RI-10A

Field Parameter		Volatile Organic Compounds (ppm-v)	Methane (Volume in Air %)	Methane (% Lower Explosive Limit)	Hydrogen Sulfide (ppm-v)
Sample ID	Screening Date				
LFGP-1	12/10/2025	0.0	0.0	0.0	0.0
LFGP-2	12/10/2025	0.0	0.0	0.0	0.0
LFGP-3	12/10/2025	0.0	0.0	0.0	0.0
LFGP-4	12/10/2025	0.0	0.0	0.0	0.0
LFGP-5	12/10/2025	0.0	0.0	0.0	0.0
LFGP-6	12/10/2025	0.0	0.1	2.0	0.0
LFGP-7	12/10/2025	0.0	0.0	0.0	0.0
LFGP-8	12/10/2025	0.0	0.0	0.0	0.0
LFGP-9	12/10/2025	0.0	0.0	0.0	0.0
LFGP-10	12/10/2025	0.2	0.0	0.0	0.0

Notes:

Percent %: Percent methane in air, Lower Explosive Limit for Methane is 5%.

PPM-V: Parts Per Million by Volume in Air

Bold indicates a concentration greater than background concentrations.

 Highlighted indicates a concentration exceeding the lower explosive limit for methane

>>>: Greater than 100% LEL for Methane.

See **Figure 2** for landfill screening locations



TABLE 3
Landfill Gas Sample Analytical Results Summary
City of Durham Parks - Lyon Park (NONCD0000822)
1101 Cornell Street & 1200 W. Lakewood Ave, Durham, Durham County, North Carolina
S&ME Project No. 23050630 Task Order RI-10A

Analytical Method	Analyte	CAS Number	Sample ID	822-LFGP-1	822-LFGP-2	822-LFGP-3	822-LFGP-4	822-LFGP-5	822-LFGP-6	822-LFGP-7	822-LFGP-8	822-LFGP-9	822-LFGP-10	822-LFGP-DUP	822-LFGP-DUP-2
			Date Collected	12/19/2025	12/19/2025	12/19/2025	12/19/2025	12/19/2025	12/22/2025	12/22/2025	12/22/2025	12/22/2025	12/22/2025	12/19/2025	12/22/2025
Volatile Organic Compounds by Method TO-15 (µg/m ³)	1,4-Dioxane	123-91-1		<1.8	<1.8	<1.8	<1.9	<1.6	<1.8	<1.9	<1.8	<1.9	<1.9	3.3 J	<1.8
	Acetone	67-64-1		<6.1	11 J	10 J	11 J	6.8 J	6.6 J	8.6 J	7.9 J	<6.3	23	100	7.0 J
	Benzene	71-43-2		<0.84	<0.82	<0.84	<0.86	<0.71	3.4	1.3 J	<0.82	<0.86	<0.86	<0.77	3.4
	Chloroform	67-66-3		<1.3	<1.3	1.7 J	<1.3	2.1 J	<1.3	<1.3	<1.3	<1.3	<1.3	<1.2	<1.3
	Cyclohexane	110-82-7		<0.91	<0.89	<0.91	<0.93	<0.77	4.0	2.9	<0.89	<0.93	<0.93	<0.83	3.9
	Dichlorodifluoromethane (Freon 12)	75-71-8		2.0 J	2.1 J	2.0 J	2.2 J	2.4 J	38	<1.4	2.2 J	2.0 J	1.6 J	1.8 J	39
	1,1,2-Trichloro-1,2,2-trifluoroethane (Freon 113)	76-13-1		<2.0	<2.0	<2.0	<2.1	<1.7	<2.0	<2.1	<2.0	23	<2.1	<1.9	<2.0
	Ethanol	64-17-5		<4.9	<4.8	<4.9	<5.0	7.5 J,*	<4.9	<5.1	<4.8	<5.0	5.3 J,*	<4.5	<4.8
	Methylene chloride	75-09-2		<1.8	<1.7	1.9 J	<1.8	<1.5	<1.8	<1.9	<1.7	<1.8	2.0 J	<1.6	1.9 J
	2-Propanol	67-63-0		2.9 J	2.5 J	2.8 J	<2.6	2.9 J	3.0 J	5.4 J	7.1 J	6.6 J	5.5 J	<2.3	<2.5
	2-Butanone (MEK)	78-93-3		<3.1	<3.0	<3.1	<3.1	<2.6	<3.1	<3.2	<3.0	<3.1	<3.1	5.9 J	<3.0
Tetrachloroethylene (PCE)	127-18-4		13	<1.7	<1.8	<1.8	<1.5	<1.8	<1.9	63	<1.8	2.4 J	14	<1.7	
2,2,4-Trimethylpentane	540-84-1		<1.2	<1.2	<1.2	<1.3	<1.0	1.2 J	1.3 J	<1.2	<1.3	<1.3	<1.1	<1.2	
ASTM D5504-12 (ug/m3)	Hydrogen Sulfide	7783-06-4		<13.94	<13.94	<13.94	<13.94	<13.94	<13.94	<13.94	<13.94	<13.94	<13.94	NA	<13.94
NIOSH 6009 (µg/m ³)	Mercury	7439-97-6		<0.67	<0.67	<0.67	<0.67	<0.67	<0.67	NS	<0.67	<0.67	<0.67	<0.67	<0.67
EPA Method 3C (%)	Methane	74-82-8		<0.000051	<0.000050	<0.000051	0.00018	<0.000043	0.20	0.12	<0.000050	<0.000052	0.00026	<0.000047	0.20
NCDEQ Risk Calculator Values	Vapor Intrusion Resident Soil Gas To Indoor Air	Cumulative Carcinogenic Risk		2.20E-07	0.00E+00	4.20E-07	0.00E+00	5.20E-07	2.80E-07	1.10E-07	1.80E-07	0.00E+00	7.30E-09	See LFGP-1 Risk Assessment	See LFGP-6 Risk Assessment
		Non-Carcinogenic Hazard Quotient		1.40E-02	9.60E-04	2.60E-02	6.30E-04	3.20E-02	1.50E-02	2.00E-03	4.70E-02	1.70E-03	3.10E-03		
	Vapor Intrusion Non-Residential Worker Soil Gas to Indoor Air	Cumulative Carcinogenic Risk		1.60E-08	0.00E+00	3.20E-08	0.00E+00	3.90E-08	2.20E-08	8.30E-09	1.30E-08	0.00E+00	5.30E-10		
		Non-Carcinogenic Hazard Quotient		1.10E-03	7.60E-05	2.10E-03	5.00E-05	2.50E-03	1.20E-03	1.60E-04	3.70E-03	1.30E-04	2.40E-04		

Notes:
µg/m³: micrograms per cubic meter.
Concentrations shown in **BOLD** exceed the laboratory detection limits.
Concentrations that were not entered into the NCDEQ Risk Calculator (January 2025 Version).
Exceeds the Lower Explosive Limit (LEL) of methane which is 5% by volume, exceedances of the LEL are highlighted.
Duplicate sample 1, 822-LFGP-DUP was collected at LFGP-1; Duplicate sample 2, 822-LFGP-DUP-2, was collected from LFGP-6
NS: Not sampled - unable to obtain sample
NA: Not applicable - Hydrogen Sulfide sampled on one day, and second duplicate not needed
NCDEQ Risk Calculator Values shown in red exceed risk.
NIOSH 6009 Mercury Samples were collected on December 22, 2025
Hydrogen Sulfide Samples were collected on December 22, 2025; duplicate sample collected at LFGP-6



TABLE 4
Groundwater Monitor Well Construction & Groundwater Level
City of Durham Parks -Lyon Park (NONCD0000822)
1101 Cornell Street & 1200 W. Lakewood Ave, Durham, Durham County, North Carolina
S&ME Project No. 23050630 Task Order RI-10A

ID	Date Installed	Type	Casing Material	Total Depth (ft-bgs)	Casing Interval (ft-bgs)	Screen Interval (ft-bgs)	Grout Interval (ft-bgs)	Bentonite Interval (ft-bgs)	Filter Pack Interval (ft-bgs)	Top of Casing Elevation (ft-amsl)	Date Water Level Measured	Depth to Groundwater (ft-btoc)	Groundwater Elevation (ft-amsl)
MW-1	8/14/25	Flush Mount - Monitoring Well	2-in Sch 40 PVC	31.5	0.0 to 16.5	16.5 to 31.5	0.0 to 12.5	12.5 to 14.5	14.5 to 31.5	347.97	12/3/2025	11.40	336.57
MW-2	8/14/25	Flush Mount - Monitoring Well	2-in Sch 40 PVC	31.5	0.0 to 16.5	16.5 to 31.5	0.0 to 12.5	12.5 to 14.5	14.5 to 31.5	347.52	12/4/2025	10.79	336.73
MW-3	8/14/25	Flush Mount - Monitoring Well	2-in Sch 40 PVC	46.0	0.0 to 31.0	31.0 to 46.0	0.0 to 27.0	27.0 to 29.0	29.0 to 46.0	346.87	12/4/2025	11.00	335.87
MW-4	8/14/25	Flush Mount - Monitoring Well	2-in Sch 40 PVC	25.5	0.0 to 15.5	15.5 to 25.5	0.0 to 11.5	11.5 to 13.5	13.5 to 25.5	347.03	12/3/2025	3.60	343.43
MW-5	8/14/25	Flush Mount - Monitoring Well	2-in Sch 40 PVC	26.0	0.0 to 16.0	16.0 to 26.0	0.0 to 12.0	12.0 to 14.0	14.0 to 26.0	351.89	12/3/2025	3.20	348.69
MW-6	8/14/25	Flush Mount - Monitoring Well	2-in Sch 40 PVC	56.0	0.0 to 36.0	36.0 to 56.0	0.0 to 32.0	32.0 to 34.0	34.0 to 56.0	359.42	12/3/2025	21.85	337.57
MW-7	8/14/25	Flush Mount - Monitoring Well	2-in Sch 40 PVC	26.0	0.0 to 16.0	16.0 to 26.0	0.0 to 12.0	12.0 to 14.0	14.0 to 26.0	369.11	12/3/2025	16.09	353.02
A-MW-1	Unknown	Flush Mount - Monitoring Well	2-in Sch 40 PVC	27.0	Unknown construction features - well previously installed					371.06	12/3/2025	23.80	347.26
A-MW-2	Unknown	Flush Mount - Monitoring Well	2-in Sch 40 PVC	23.0	Unknown construction features - well previously installed					368.80	12/3/2025	18.10	350.70
A-MW-3	Unknown	Flush Mount - Monitoring Well	2-in Sch 40 PVC	27.0	Unknown construction features - well previously installed					369.09	12/3/2025	16.20	352.89
A-MW-4	Unknown	Flush Mount - Monitoring Well	2-in Sch 40 PVC	20.0	Unknown construction features - well previously installed					369.49	12/3/2025	9.40	360.09
A-MW-5	Unknown	Flush Mount - Monitoring Well	2-in Sch 40 PVC	16.0	Unknown construction features - well previously installed					369.11	12/3/2025	Dry	N/A
A-MW-6	Unknown	Flush Mount - Monitoring Well	2-in Sch 40 PVC	29.0	Unknown construction features - well previously installed					370.44	12/3/2025	21.10	349.34
A-MW-7	Unknown	Stick-up - Monitoring Well	2-in Sch 40 PVC	Unknown	Unknown construction features - well previously installed					326.54	12/3/2025	7.94	318.60
A-MW-8	Unknown	Stick-up - Monitoring Well	2-in Sch 40 PVC	24.0	Unknown construction features - well previously installed					327.37	12/3/2025	8.60	318.77
A-MW-9	Unknown	Stick-up - Monitoring Well	2-in Sch 40 PVC	16.0	Unknown construction features - well previously installed					332.97	12/3/2025	15.07	317.90

Notes:
ft-bgs: feet below ground surface.
in: inches
Monitoring Well locations are indicated on **Figure 1**.



TABLE 5
Groundwater Field Screening Parameters
City of Durham Parks - Lyon Park (NONCD0000822)
1101 Cornell Street & 1200 W. Lakewood Ave, Durham, Durham County, North Carolina
S&ME Project No. 23050630 Task Order RI-10A

Sample Location ID	Date	Field Parameter			
		pH	Temperature (°C)	Conductivity (µS/cm)	Turbidity (NTU)
MW-1	12/3/2025	7.40	18.10	830	2.20
MW-2	12/4/2025	6.99	18.80	770	5.09
MW-3	12/4/2025	7.25	16.80	1500	8.60
MW-4	12/3/2025	7.15	15.80	800	10.10
MW-5	12/3/2025	7.55	16.30	550	83.00
MW-6	12/3/2025	7.10	16.30	640	7.30
MW-7	12/3/2025	7.08	18.80	300	204.00
A-MW-1	12/3/2025	6.67	18.50	820	9.60
A-MW-2	12/3/2025	6.65	18.60	1050	0.10
A-MW-3	12/3/2025	6.24	21.10	500	6.79
A-MW-4	12/3/2025	7.65	22.10	280	0.10
A-MW-5	12/3/2025	Dry			
A-MW-6	12/3/2025	7.42	19.10	1050	6.48
A-MW-7	12/3/2025	7.00	15.60	1910	1.06
A-MW-8	12/3/2025	6.84	15.50	1150	8.26
A-MW-9	12/3/2025	6.17	16.00	430	7.82

Notes:

Temperature: degrees Celsius (°C)

Conductivity: microsiemens per centimeter (µS/cm)

Turbidity: Nephelometric Turbidity Units

A-MW-5 was dry at time of sampling.



Table 6
Groundwater Sample Analytical Results Summary
City of Durham Parks - Lyon Park (NONCD0000822)
1308 W. Club Boulevard, Durham, Durham County, North Carolina
S&ME Project No. 23050630 Task Order RI-10A

Analytical Method		Method 8260 - VOCs (µg/L)	Method 8270E - SVOCs (µg/L)	Method 6020B - Metals (µg/L)										Mercury	Method 350.1 (µg/L)	Method 353.2 (µg/L)	Method 9056A (µg/L)
CAS Number		1634-04-4	105-60-2	7440-38-2	7440-39-3	7440-41-7	7440-48-4	7440-50-8	7439-92-1	7439-96-5	7440-02-0	7440-62-2	7440-66-6	7470A	7664-41-7	14797-55-8	14808-79-8
Analyte		Methyl tert-butyl ether	Caprolactam	Arsenic	Barium	Beryllium	Cobalt	Copper	Lead	Manganese	Nickel	Vanadium	Zinc	Mercury	Ammonia Nitrogen	Nitrate as (N)	Sulfate
Sample ID	Date Collected																
A-MW-1	12/3/2025	<0.22	<2.35	<1.32	153	<0.147	1.28 J	0.8 J	<0.864	320	10.4	2.37 J	<8.91	<0.166	<100	60 J	70,400
A-MW-2	12/3/2025	0.316 J	<2.34	4.88 J	442	<0.147	1.1 J	<0.642	<0.864	1310	2.07 J	<1.22	<8.91	<0.166	454	25 J	28,000
A-MW-3	12/3/2025	<0.22	<2.38	2.22 J	81.2	<0.147	4.03 J	2.47	<0.864	4150	1.84 J	2.66 J	<8.91	<0.166	122 J	<10	79,800
A-MW-4	12/3/2025	<0.22	<2.4	2.68 J	36.8	<0.147	<0.411	1.42 J	<0.864	3.58 J	0.695 J	3.43 J	<8.91	<0.166	<100	<10	9,480
A-MW-6	12/3/2025	0.324 J	<2.38	<1.32	242	<0.147	<0.411	0.727 J	<0.864	11.2	16.6	2.03 J	<8.91	<0.166	<100	78 J	32,000
A-MW-7	12/3/2025	<0.22	<2.4	<1.32	27.2	<0.147	0.848 J	0.952 J	<0.864	130	1.07 J	1.3 J	<8.91	<0.166	<100	111	482,000
A-MW-8	12/3/2025	<0.22	<2.37	<1.32	43.6	<0.147	1.33 J	1.58 J	<0.864	32.6	0.872 J	4.4 J	<8.91	0.369	<100	3,820	482,000
A-MW-9	12/3/2025	<0.22	<2.41	<1.32	87.3	<0.147	0.774 J	<0.642	<0.864	2270	3.52 J	<1.22	<8.91	<0.166	<100	<10	59,600
MW-1	12/3/2025	<0.22	7.45 J	<1.32	316	<0.147	<0.411	<0.642	<0.864	21	<0.422	9.85	<8.91	<0.166	118 J	2,950	35,300
MW-2	12/4/2025	<0.22	<2.38	1.49 J	238	<0.147	0.535 J	3.03	<0.864	150	0.792 J	3.36 J	<8.91	<0.166	<100	1,720	29,400
MW-3	12/4/2025	<0.22	<2.38	<1.32	182	<0.147	<0.411	1.13 J	<0.864	20.9	0.605 J	5.16	<8.91	<0.166	<100	4,860	28,900
MW-4	12/3/2025	<0.22	<2.36	<1.32	198	<0.147	<0.411	0.825 J	<0.864	120	1 J	2.22 J	<8.91	<0.166	<100	917	60,600
MW-5	12/3/2025	<0.22	<2.35	<1.32	146	<0.147	0.612 J	1.19 J	<0.864	118	1.49 J	3.42 J	<8.91	<0.166	<100	<10	15,500
MW-6	12/3/2025	<0.22	<2.42	<1.32	168	<0.147	<0.411	1.6 J	<0.864	36.7	1.03 J	2.18 J	1710	<0.166	121 J	106	28500
MW-7	12/3/2025	<0.22	7.16 J	1.57 J	140	0.38 J	1.12 J	6.99	1.29	148	2.07 J	8.29	<8.91	<0.166	<100	1,660	20,600
120325-Dup-1	12/3/2025	0.264 J	<2.38	<1.32	324	<0.147	<0.411	0.668 J	<0.864	20	20.6	1.78 J	<8.91	<0.166	<100	335	57,000
120425-Dup-1	12/4/2025	<0.22	<2.42	1.48 J	189	<0.147	<0.411	2.82	<0.864	66.6	0.686 J	3.52 J	<8.91	<0.166	<100	1,900	30,900
15A NCAC 2L Groundwater Standards & IMACs		20	4,000	10	700	4	1	1,000	15	50	100	7	1,000	1	1,500	10,000	250,000

Notes:
 µg/L: Micrograms per liter.
 Concentrations shown with "<" do not exceed the laboratory method detection limits (MDLs).
 Concentrations shown in **BOLD** exceed the laboratory MDLs.
 All detections that exceed the 15 NCAC 2L Standards are highlighted.
 Compound not in the NCDEQ Risk Calculator, compound was not entered.
 NE: Standard Not Established
 F1: MS and/or MSD recovery exceeds control limits.
 B: Compound was found in the blank and sample.
 J: Estimated value less than the reporting limit but greater than the method detection limit.
 *+: Lab Control Sample or Lab Control Sample Duplicate is outside acceptance limits, high biased.
 Duplicate 1 is identified on the laboratory report and Chain of Custody as 120325-DUP-1, and was collected at MW-5.
 Duplicate-2 is identified on the laboratory report and Chain of Custody as 120425-DUP-1, and was collected at A-MW-2.



Table 7
Surface Water Sample Analytical Results Summary
City of Durham Parks - Lyon Park (NONCD0000822)
1101 Cornell Street & 1200 W. Lakewood Ave, Durham, Durham County, North Carolina
S&ME Project No. 23050630 Task Order RI-10A

Analytical Method		Method 8260D (µg/L)		Method 6020B (µg/L)						Method 350.1 (µg/L)	Method 9056A (µg/L)		NCDEQ Risk Calculator for Direct Contact Recreator/Trespasser Receptor		
CAS Number		67-64-1	108-88-3	7440-39-3	7440-50-8	7439-92-1	7439-96-5	7440-02-0	7440-62-2	7440-66-6	7664-41-7	14797-55-8	14808-79-8	Cumulative Carcinogenic Risk	Non-Carcinogenic Hazard Quotient
Sample ID	Date Collected	Acetone	Toluene	Barium	Copper	Lead	Manganese	Nickel	Vanadium	Zinc	Ammonia as (N)	Nitrate as (N)	Sulfate		
														Analyte	
SW-1	12/11/2025	<4.04	<0.197	59.5	2.18	<0.864	47.8	0.934	1.34 J	<8.91	<18.4	25.3 J	14,200	0.0E+00	2.4E-02
SW-2	12/11/2025	<4.04	<0.197	64	2.56	<0.864	107	0.873 J	1.59 J	<8.91	<18.4	<14.1	23,300 F1 F2	0.0E+00	4.7E-02
SW-3	12/11/2025	<4.04	<0.197	58.6	3.52	1.97	66.4	0.927 J	1.66 J	10.8	<18.4	<14.1	24,400	0.0E+00	3.2E-02
SW-4	12/11/2025	<4.04	0.656 J	56	3.51	<0.864	47.2	1.13 J	1.57 J	<8.91	21.0 J	<14.1	24,200	0.0E+00	2.4E-02
SW-5	12/11/2025	<4.04	<0.197	58.1	3.83	2.32	89.6	1.37 J	1.53	<8.91	<18.4	<14.1	23,700	0.0E+00	4.1E-02
SW-6	12/11/2025	<4.04	<0.197	58.6	3.16	<0.864	74.6	1.18 J	<1.22	<8.91	21.0 J	<14.1	23,500	0.0E+00	3.1E-02
SW-7	12/10/2025	<4.04	<0.197	59.7	2.48	<0.864	74.8	1.10 J	<1.22	<8.91	423	<14.1	20,000	0.0E+00	3.1E-02
SW-8	12/10/2025	<4.04	<0.197	57.9	2.38	<0.864	65.2	1.04 J	<1.22	<8.91	213	<14.1	19,800	0.0E+00	2.7E-02
SW-9	12/10/2025	4.16 J	<0.197	61.9	2.03	<0.864	65.2	1.15 J	<1.22	<8.91	193	<14.1	18,800	0.0E+00	2.8E-02
SW-DUP	12/11/2025	<4.04	<0.197	60.1	2.96	<0.864	72.2	1.17 J	<1.22	<8.91	23.0 J	<14.1	24,300	See SW-6	
15A NCAC 2B Surface Water Standards		NE	11	1,000	2.7	0.45	NE	16	NE	36	NE	10,000	250,000		

Notes:
 µg/L: Micrograms per liter.
 Concentrations shown with "<" do not exceed the laboratory method detection limits (MDLs).
 Concentrations shown in **BOLD** exceed the laboratory MDLs.
 All detections that exceed the 15A NCAC 2B Standards are highlighted.
 Compound not in the NCDEQ Risk Calculator, compound was not entered.
 SW-DUP was taken at SW-6.
 J: Estimated value less than the reporting limit but greater than the method detection limit.
 F1: MS and/or MSD recovery exceeds control limits.
 F2: MS/MSD RPD exceeds control limits.
 H: Sample was prepped or analyzed beyond the specified holding time.
 NE: Standard Not Established
 NCDEQ Risk Calculator Values shown in red exceed risk.



Table 8
Sediment Sample Analytical Results Summary
City of Durham Parks - Lyon Park (NONCD0000822)
1101 Cornell Street & 1200 W. Lakewood Ave, Durham, Durham County, North Carolina
S&ME Project No. 23050630 Task Order RI-10A

Analytical Method		Method 8260 - VOCs (mg/Kg)					Method 8270E - SVOCs (mg/Kg)															Method 6020B - Metals												Method 7471B	Method 9056A		NCDEQ Risk Calculator									
CAS Number		107-06-2	67-64-1	75-15-0	74-88-4	74-83-9	208-96-8	120-12-7	56-55-3	50-32-8	205-99-2	191-24-2	207-08-9	105-60-2	86-74-8	218-01-9	53-70-3	206-44-0	86-73-7	193-39-5	91-20-3	85-01-8	129-00-0	7440-36-0	7440-38-2	7440-39-3	7440-41-7	7440-43-9	7440-47-3	7440-48-4	7440-50-8	7439-92-1	7439-96-5	7440-02-0	7440-22-4	7440-62-2	7440-66-6	7439-97-6	14797-55-8	14806-79-8	Direct Contact Resident		Direct Contact Non-Residential Worker		Direct Contact Recreator/Trespasser	
Sample ID	Date Collected	1,2-Dichloroethane	Acetone	Carbon disulfide	Iodomethane	Methyl bromide (bromomethane)	Acenaphthylene	Anthracene	Benz[a]anthracene	Benzo[a]pyrene	Benzo[b]fluoranthene	Benzo[k]fluoranthene	Benzo[e]pyrene	Carbazole	Chrysene	Dibenz[a,h]anthracene	Fluoranthene	Fluorene	Indeno[1,2,3-cd]pyrene	Naphthalene	Phenanthrene	Pyrene	Antimony	Arsenic	Barium	Beryllium	Cadmium	Chromium, Total	Cobalt	Copper	Lead	Manganese	Nickel	Silver	Vanadium	Zinc	Mercury	Nitrate as (N)	Sulfate	Cumulative Carcinogenic Risk	Non-Carcinogenic Hazard Quotient	Cumulative Carcinogenic Risk	Non-Carcinogenic Hazard Quotient	Cumulative Carcinogenic Risk	Non-Carcinogenic Hazard Quotient	
		SED-1	12/11/2025	0.00452 J	0.11	<0.0027	<0.00202	<0.00208 *	<0.0389	<0.0389	<0.0389	<0.0389	<0.0389	<0.0389	<0.0389	<0.0389	<0.0389	<0.0389	<0.0389	<0.0389	<0.0389	<0.0389	<0.0389	<0.0389	<0.17	0.992 B	22.6	0.117 J	0.0628 J	4.66	3.37	8.28	20.	94.	10.4	0.0106 J	15.9 B	49.7	<0.0181	<0.923	14.3	1.5E-06	2.9E-01	3.3E-07	1.9E-02	6.3E-07
SED-2	12/11/2025	<0.0015	<0.0273	0.00367 J	0.00534 J	0.0042 J *	<0.0352	0.0484 J	0.101 J	0.102 J	0.14 J	0.0707 J	0.0457 J	0.146 J *	0.0397 J	0.101 J	<0.0352	0.242 J	<0.0352	0.0697 J	<0.0352	0.186 J	0.186 J	<0.18	1.39 B	28.6	0.145 J	0.0952 J	19.	6.47	16.	30.	147.	23.8	0.0114 J	16.6 B	65.3	<0.017	<0.906	<12.3	3.2E-06	4.8E-01	5.3E-07	3.3E-02	1.4E-06	2.1E-01
SED-3	12/11/2025	<0.00125	0.066 J	<0.00264	<0.00197	<0.00203 *	<0.0395	<0.0395	0.0784 J	0.0829 J	0.115 J	0.0555 J	<0.0395	0.143 J *	<0.0395	0.0893 J	<0.0395	0.218 J	<0.0395	0.0555 J	<0.0395	0.127 J	0.175 J	<0.196	2.55 B	38.9	0.235 J	0.0908 J	12.7	6.1	18.2	93.4	159.	21.2	0.0191 J	20.4 B	74.3	<0.0167	<0.889	18.5	4.7E-06	5.1E-01	9.0E-07	3.5E-02	2.0E-06	2.2E-01
SED-4	12/11/2025	<0.00241	<0.044	0.00609 J	0.0118 J	0.0194 *	<0.0415	0.312 J	0.894	0.7	0.965	0.429	0.371 J	0.134 J *	0.102 J	0.835	0.107 J	2.62	0.074 J	0.449	<0.0415	1.5	1.87	<0.201	0.601 B	16.5	0.0685 J	0.0224 J	3.46	2.36	7.04	15.	61.7	7.59	0.00965 J	5.96 B	31.6	0.0628 J B	<0.944	13.1	1.0E-05	2.4E-02	7.0E-07	1.8E-02	4.3E-06	9.7E-02
SED-5	12/11/2025	<0.00146	0.0479 J	<0.0031	<0.00231	<0.00238 *	<0.0428	<0.0428	0.058 J	0.055 J	0.0871 J	0.0461 J	<0.0428	<0.0428 *	<0.0428	0.0712 J	<0.0428	0.142 J	<0.0428	<0.0428	<0.0428	0.0743 J	0.133 J	<0.222	1.23 B	31.8	0.0853 J	0.0952 J	7.54	4.6	15.4	34.1	128.	14.2	0.0187 J *	13.4 B	81.1	0.0197 J B	<1.01	<13.7	2.4E-06	3.7E-01	4.4E-07	2.5E-02	1.0E-06	1.6E-01
SED-6	12/11/2025	<0.00156	<0.0286	<0.00331	<0.00247	<0.00255 *	0.0776 J	<0.0406	<0.0406	0.0491 J	0.0668 J	0.0456 J	<0.0406	0.189 J *	<0.0406	0.0453 J	<0.0406	0.118 J	<0.0406	0.165 J	0.0716 J	0.107 J	<0.211	1.05 B	23.2	0.13 J	0.131 J	6.04	2.69	11.5	28.3	79.9	6.56	0.021 J *	9.19 B	57.5	0.0206 J B	<0.967	<13.1	6.0E-06	4.5E-01	7.5E-07	3.1E-02	2.5E-06	1.9E-01	
SED-7	12/10/2025	<0.000797	0.0207 J	<0.00169	<0.00126	<0.0013 *	<0.039	<0.039	0.0544 J	0.0539 J	0.0724 J	0.0594 J	<0.039	<0.039 F1 *	<0.039	0.0579 J	<0.039	0.125 J	<0.039	0.0488 J	<0.039	0.126 J	0.115 J	0.211 J	2.31 B	29.	0.164 J	0.0857 J	8.11	2.95	13.6	34.5	84.5	8.37	0.0169 J	9.07 B	61.5	<0.0171	1.11 J	<11.9	4.0E-06	3.0E-01	8.0E-07	2.0E-02	1.7E-06	1.3E-01
SED-8	12/10/2025	<0.00272	0.0515 J	<0.00576	<0.0043	<0.00444 *	<0.0441	<0.0441	<0.0441	<0.0441	0.0243 J	<0.0441	<0.0441	0.126 J *	<0.0441	<0.0441	<0.0441	<0.0441	<0.0441	<0.0441	<0.0441	<0.0441	<0.195	0.576 B	18.3	0.084 J	0.0247 J	2.42	1.57	4.88	11.9	62.1	4.06	0.0064 J	4.99 B	29.5	<0.0182	1.36 J	13.5	8.7E-07	1.4E-01	1.9E-07	9.5E-03	3.7E-07	6.0E-02	
SED-9	12/10/2025	<0.282	<5.15 F1	<0.596	<0.445	<0.459 F1	<0.0458	<0.0458	<0.0458	<0.0458	0.00897 J	<0.0458	<0.0458	0.157 J *	<0.0458	<0.0458	<0.0458	<0.0458	<0.0458	<0.0458	<0.0458	<0.0458	<0.237	0.166 B	20.1	0.0725 J	0.1 J	6.47	2.36	8.56	17.3	71.3	8.12	0.0124 J	7.88 B	53.3	<0.0191	1.28 J	<13.7	2.5E-07	1.9E-01	5.6E-08	1.3E-02	1.1E-07	8.1E-02	
SED-Dup	12/11/2025	<0.00261	<0.0477	<0.00553	<0.00412	<0.00425 *	<0.0417	<0.0417	0.146 J	0.284 J	0.377 J	0.199 J	0.117 J	0.284 J *	<0.0417	0.174 J	0.0426 J	0.183 J	<0.0417	0.211 J	<0.0417	0.0795 J	0.192 J	0.312 J	1.61 B	25.	0.129 J	0.0769 J	16.	5.33	18.	53.4	106.	15.3	0.0126 J *	22. B	55.5	0.0194 J B	<0.963	16.3	See SED-6 Risk Assessment					
EPA Resident Soil Screening Levels		0.46	7,000	77	NE	NE	NE	1,800	1.1	0.11	1.1	NE	11	3,100	NE	110	0.11	240	240	1.1	2	NE	180	3	0.68	1,500	16	0.71	NE	2	310	200	180	140	39	39	2,300	0.71	13,000	NE						

Notes:
mg/Kg: Milligrams per kilogram
Concentrations shown with "<" do not exceed the laboratory method detection limits (MDLs).
Concentrations shown in **BOLD** exceed the laboratory MDLs.
Detections that exceed the USEPA Regional Screening Levels.
Compound not in the NCDEQ Risk Calculator, compound was not entered.
J: Estimated value less than the reporting limit but greater than the method detection limit.
*: LCS and/or LCSD is outside acceptance limits, low biased.
*: LCS and/or LCSD is outside acceptance limits, high biased.
*: Continuing Calibration Verification (CCV) is outside acceptance limits, high biased.
B: Compound was found in the blank and sample.
NE: Standard Not Established
NCDEQ Risk Calculator Values shown in **red** exceed risk.
SED-DUP was sampled from SED-6

Appendices

Appendix I- Coordinates of Selected Features



APPENDIX I

Coordinates of Selected Features

City of Durham Parks - Lyon Park (NONCD0000822)

1101 Cornell Street & 1200 W. Lakewood Avenue, Durham, Durham County, North Carolina

S&ME Project No. 23050630 Task Order RI-10/10A

Page 1 of 1

Site Feature	Type	Location			
		Latitude	Longitude	Northing	Easting
LFGP-1	Landfill Gas Probe	35.989134	-78.919045	814952.60	2023949.75
LFGP-2	Landfill Gas Probe	35.988836	-78.918594	814844.27	2024083.09
LFGP-3	Landfill Gas Probe	35.988661	-78.918253	814780.73	2024184.13
LFGP-4	Landfill Gas Probe	35.988847	-78.917925	814848.44	2024281.00
LFGP-5	Landfill Gas Probe	35.989127	-78.917721	814950.52	2024341.42
LFGP-6	Landfill Gas Probe	35.988468	-78.916725	814710.94	2024636.21
LFGP-7	Landfill Gas Probe	35.988171	-78.917032	814602.60	2024545.59
LFGP-8	Landfill Gas Probe	35.987902	-78.917278	814504.69	2024472.67
LFGP-9	Landfill Gas Probe	35.987699	-78.917479	814430.73	2024413.29
LFGP-10	Landfill Gas Probe	35.986638	-78.918843	814044.27	2024010.17
MW-1	Monitor Well	35.989006	-78.918318	814906.28	2024164.73
MW-2	Monitor Well	35.989213	-78.918011	814981.52	2024255.41
MW-3	Monitor Well	35.988809	-78.918136	814834.48	2024218.66
MW-4	Monitor Well	35.987348	-78.918695	814302.60	2024053.84
MW-5	Monitor Well	35.986902	-78.918935	814140.15	2023983.03
MW-6	Monitor Well	35.987355	-78.917305	814305.32	2024465.01
MW-7	Monitor Well	35.987666	-78.916663	814418.72	2024654.72
A-MW-1	Monitor Well	35.988423	-78.916286	814694.60	2024766.24
A-MW-2	Monitor Well	35.988504	-78.916714	814724.04	2024639.44
A-MW-3	Monitor Well	35.988287	-78.916911	814644.91	2024581.37
A-MW-4	Monitor Well	35.988331	-78.916643	814661.01	2024660.48
A-MW-5	Monitor Well	35.987817	-78.917190	814473.64	2024499.00
A-MW-6	Monitor Well	35.987719	-78.917030	814437.92	2024546.23
A-MW-7	Monitor Well	35.988308	-78.917658	814652.46	2024360.14
A-MW-8	Monitor Well	35.988008	-78.917812	814542.99	2024314.65
A-MW-9	Monitor Well	35.987576	-78.918116	814385.85	2024225.12
SW-1/SED-1	Surface Water Sediment	35.989313	-78.917346	815018.14	2024452.24
SW-2/SED-2	Surface Water Sediment	35.988867	-78.917544	814855.95	2024393.87
SW-3/SED-3	Surface Water Sediment	35.988441	-78.917781	814700.57	2024323.86
SW-4/SED-4	Surface Water Sediment	35.987985	-78.918350	814534.54	2024155.57
SW-5/SED-5	Surface Water Sediment	35.987520	-78.918714	814365.35	2024047.96
SW-6/SED-6	Surface Water Sediment	35.987100	-78.918892	814212.20	2023995.40
SW-7/SED-7	Surface Water Sediment	35.986751	-78.919216	814084.97	2023899.71
SW-8/SED-8	Surface Water Sediment	35.986510	-78.919263	813997.25	2023885.95
SW-9/SED-9	Surface Water Sediment	35.985975	-78.919338	813802.73	2023863.93

Notes:

Site feature locations are reported in decimal degrees for Latitude/Longitude and in feet in the North Carolina State Plane Coordinate System

Appendix II – S&ME Field Notes

LANDFILL GAS SCREENING FORM



Project Name:	Lyon Park	Location:	Durham, NC	Meter Type/ Meter Name/ Serial No.:			
NCDEQ ID No.:	NONCD0000822	Date:	12/10/2025	Gas Analyzer	GEM 5000	GEM 5000	
S&ME Project No.:	23050630	Weather:	Overcast	PID	Mini Rae 3000	Mini Rae 3000	Pre Calibration Time:
Task Order:		S&ME Personnel:	BG & CF	Thermo Hygrometer	UEI OTH 10	UEI OTH 10	Post Calibration Time:

PRE Equipment Calibration				Calibration Notes	POST Equipment Calibration			
PID (Isobutylene)	0 ppm =		100 ppm =		PID (Isobutylene)	0 ppm =		100 ppm =
Fresh Air	CH ₄ (0%) =		O ₂ (20.9%) =		Fresh Air	CH ₄ (0%) =		O ₂ (20.9%) =
Methane High	CH ₄ (50%) =		CO ₂ (35%) =		Methane High	CH ₄ (50%) =		CO ₂ (35%) =
	O ₂ (0%) =					O ₂ (0%) =		
H ₂ S Mix	CH ₄ (2.5%) =		O ₂ (18%) =		H ₂ S Mix	CH ₄ (2.5%) =		O ₂ (18%) =
	H ₂ S (10 ppm) =		CO (50 ppm) =			H ₂ S (10 ppm) =		CO (50 ppm) =

Screening Data

Sample Location	Time	VOCs		Methane		Carbon Dioxide	Oxygen	Hydrogen Sulfide	Barometric Pressure	Temperature	Humidity
		ppm-v	%	volume in air (%)	% LEL (100% LEL = 5% CH ₄)	%	%	ppm-v	in-Hg	°F	%
LFGP-1	14:55	0.0		0.0		2.5	17.1	0			
LFGP-2	15:05	0.0		0.0		7.0	10.5	0			
LFGP-3	15:10	0.0		0.0		5.7	15.6	0			
LFGP-4	15:15	0.0		0.0		1.6	17.9	0			
LFGP-5	15:20	0.0		0.0		8.5	9.6	0			
LFGP-6	15:30	0.0		0.1		5.0	12.5	0			
LFGP-7	15:25	0.0		0.0		0.1	20.1	0			
LFGP-8	15:35	0.0		0.0		4.0	18.4	0			
LFGP-9	15:40	0.0		0.0		7.2	13.5	0			
LFGP-10	15:50	0.2		0.0		10.1	2.0	0			

Name	Signature	Date	Notes:
(1) _____	_____	_____	_____

SOIL VAPOR FIELD SAMPLING FORM



Project Name:	Lyon Park				
Project Number:	23050630 - 823RI-				
Location:	Durham, NC			Date:	12/19/2025
Weather:	Sunny			Air Temp (°F):	
Helium Detector Serial No.:	Dielectric Helium Detector 42585 (Field Environmental Instruments)			Calibration Date:	

Sample Information					
Sample Type					
Sample ID	822-LFGP-5	822-LFGP-4	LFGP-3	822-LFGP-2	822-LFGP-1
Canister ID	6L1200	6L0361	6L3093	6L0952	6L3012
Regulator ID	23785	23493	23262	24918	24274
Canister Volume (L)	6	6	6	6	6

Leak Test Information					
Purge Method	Personal Pump	Personal Pump	Personal Pump	Personal Pump	Personal Pump
He Concentration in Shroud (%)	16.4	14.4		15	14.2
He Detected in Leak Test (Y or N)	No	No	No	No	No
He Conc. Detected in Leak Test (ppm)	0	0	0	0	0
Percent of He in the Leak Test versus the Shroud	0.000%	0.000%	0.000%	0.000%	0.000%
Leak Test Passed (Yes/No) ¹	Yes	Yes	Yes	Yes	Yes

Purge Information																
Enter Construction Details →	0.17" ID	0.25" ID	Sand Pack	0.17" ID	0.25" ID	Sand Pack	0.17" ID	0.25" ID	Sand Pack	0.17" ID	0.25" ID	Sand Pack	0.17" ID	0.25" ID	Sand Pack	
	Total Tubing (ft)	Total Tubing (in)	Interval (in)	Total Tubing (ft)	Total Tubing (in)	Interval (in)	Total Tubing (ft)	Total Tubing (in)	Interval (in)	Total Tubing (ft)	Total Tubing (in)	Interval (in)	Total Tubing (ft)	Total Tubing (in)	Interval (in)	
Sand Pack Interval Depth (in-bgs)	36	to	72	36	to	72	36	to	72	36	to	72	72	to	132	
Volume (mL)	776			776			776			776			1298			
Purge Flow Rate (mL/min)	200			200			200			200			200			
Purge Interval (3x Vol.) (min)	11.6			11.6			11.6			11.6			19.5			
Actual Purge Time (min)	12.0			12.0			12.0			12.0			20.0			

Sample Collection					
Start Time	12:53	13:33	14:12	13:45	14:31
Initial Vacuum (inHg)	27	30	30	30	30
End Time	13:39	14:36	15:13	14:50	15:33
Final Vacuum (inHg)	2	8	7	7	5
Approximate Total Time (min)	46	63	61	65	62
Sample Analysis	VOCs by TO-15		VOCs by TO-15		VOCs by TO-15

Sampler Information		
Sampled by:	Sampler Signature:	Date:

Notes: 1. Per the NCDEQ DWM VI Guidance dated March 2018, the helium concentration detected during the leak test shall not exceed 10% of the helium concentration in the shroud.

SOIL VAPOR FIELD SAMPLING FORM



Project Name:	Lyon Park				
Project Number:	23050630 - 823RI-				
Location:	Durham, NC			Date:	12/22/2025
Weather:	Sunny			Air Temp (°F):	
Helium Detector Serial No.:	Dielectric Helium Detector 42585 (Field Environmental Instruments)			Calibration Date:	

Sample Information					
Sample Type					
Sample ID	822-LFGP-DUP	822-LFGP-10	822-LFGP-9	822-LFGP-8	822-LFGP-7
Canister ID	6L1494	6L2122	6L2353	6L0264	6L1081
Regulator ID	25240	25209	24052	23222	26249
Canister Volume (L)	6	6	6	6	6

Leak Test Information					
Purge Method	Personal Pump	Personal Pump	Personal Pump	Personal Pump	Personal Pump
He Concentration in Shroud (%)	14.2	15.7	14.7	21.5	15.5
He Detected in Leak Test (Y or N)	No	No	No	No	No
He Conc. Detected in Leak Test (ppm)	0	0	0	0	0
Percent of He in the Leak Test versus the Shroud	0.000%	0.000%	0.000%	0.000%	0.000%
Leak Test Passed (Yes/No) ¹	Yes	Yes	Yes	Yes	Yes

Purge Information																
Enter Construction Details →	0.17" ID	0.25" ID	Sand Pack	0.17" ID	0.25" ID	Sand Pack	0.17" ID	0.25" ID	Sand Pack	0.17" ID	0.25" ID	Sand Pack	0.17" ID	0.25" ID	Sand Pack	
	Total Tubing (ft)	Total Tubing (in)	Interval (in)	Total Tubing (ft)	Total Tubing (in)	Interval (in)	Total Tubing (ft)	Total Tubing (in)	Interval (in)	Total Tubing (ft)	Total Tubing (in)	Interval (in)	Total Tubing (ft)	Total Tubing (in)	Interval (in)	
Sand Pack Interval Depth (in-bgs)	11	0	60	4	0	12	11	0	60	11	0	60	7	0	36	
Volume (mL)	72	to	132	36	to	48	72	to	132	72	to	132	48	to	84	
Purge Flow Rate (mL/min)	1298		268		1298		1298		781							
Purge Interval (3x Vol.) (min)	200		200		200		200		200							
Actual Purge Time (min)	19.5		4.0		19.5		19.5		11.7							
	20.0		5.0		20.0		20.0		12.0							

Sample Collection						
Start Time	14:31	10:30	11:37	11:23	11:08	
Initial Vacuum (inHg)	25	30	30	20	28	
End Time	15:22	11:30	12:39	12:23	12:08	
Final Vacuum (inHg)	4	5	9	6	5	
Approximate Total Time (min)	51	60	62	60	60	
Sample Analysis	VOCs by TO-15		VOCs by TO-15		VOCs by TO-15	

Sampler Information		
Sampled by:	Sampler Signature:	Date:

Notes: 1. Per the NCDEQ DWM VI Guidance dated March 2018, the helium concentration detected during the leak test shall not exceed 10% of the helium concentration in the shroud. LFGP-6 through 10 and DUP-2 sampled on the 22nd. Unable to obtain a mercury sample from LFGP-7.

SOIL VAPOR FIELD SAMPLING FORM



Project Name:	Lyon Park			
Project Number:	23050630 - 823RI-			
Location:	Durham, NC		Date:	12/22/2025
Weather:	Sunny		Air Temp (°F):	
Helium Detector Serial No.:	Dielectric Helium Detector 42585 (Field Environmental Instruments)		Calibration Date:	

Sample Information				
Sample Type				
Sample ID	822-LFGP-6	822-DUP-2		
Canister ID	6L2654	6L0876		
Regulator ID	23428	23140		
Canister Volume (L)	6	6	6	6

Leak Test Information				
Purge Method	Personal Pump	Personal Pump	Personal Pump	Personal Pump
He Concentration in Shroud (%)	14	14		
He Detected in Leak Test (Y or N)	No	No		
He Conc. Detected in Leak Test (ppm)	0	0		
Percent of He in the Leak Test versus the Shroud	0.000%	0.000%		
Leak Test Passed (Yes/No) ¹	Yes	Yes		

Purge Information															
Enter Construction Details →	0.17" ID	0.25" ID	Sand Pack	0.17" ID	0.25" ID	Sand Pack	0.17" ID	0.25" ID	Sand Pack	0.17" ID	0.25" ID	Sand Pack	0.17" ID	0.25" ID	Sand Pack
	Total Tubing (ft)	Total Tubing (in)	Interval (in)	Total Tubing (ft)	Total Tubing (in)	Interval (in)	Total Tubing (ft)	Total Tubing (in)	Interval (in)	Total Tubing (ft)	Total Tubing (in)	Interval (in)	Total Tubing (ft)	Total Tubing (in)	Interval (in)
Sand Pack Interval Depth (in-bgs)	48	0	12	48	0	12		0			0			0	
Volume (mL)	464			464						200			200		
Purge Flow Rate (mL/min)	200			200						200			200		
Purge Interval (3x Vol.) (min)	7.0			7.0			#VALUE!			#VALUE!			#VALUE!		
Actual Purge Time (min)	7.0			7.0											

Sample Collection				
Start Time	10:54	10:54		
Initial Vacuum (inHg)	27	30		
End Time	11:54	11:54		
Final Vacuum (inHg)	7	9		
Approximate Total Time (min)	60	60		
Sample Analysis	VOCs by TO-15	VOCs by TO-15	VOCs by TO-15	VOCs by TO-15

Sampler Information		
Sampled by:	Sampler Signature:	Date:

Notes: 1. Per the NCDEQ DWM VI Guidance dated March 2018, the helium concentration detected during the leak test shall not exceed 10% of the helium concentration in the shroud.
 DUP-2 sampled from LFGP-6

GROUNDWATER SAMPLING FIELD DATA

Location: Lyon Park Purge Date: Wednesday, December 3, 2025
 Project No.: _____ Purge Time: _____
 Source Well: _____ Sample Date: Wednesday, December 3, 2025
 Sample Time: _____
 Locked?: Yes: No: _____ Weather: _____
 Sampled By: _____ Air Temp: _____

Water Level & Well Data

Depth to water from measuring point: _____ feet
 Depth to well bottom from measuring point: _____ feet
 Height of water column: 0.00 feet
 Measuring point: Top of Casing

Well Purging & Sample Collection

Purge Method GeoSub Pump Purge Time Start _____ Stop _____
 Sample Method GeoSub Pump Sample Collection Time Start _____ Stop _____
 Purge Rate _____ ml/min

Volume of water in well
 2" well: height: 0 x .163 = 0 Gallons 0.0 Liters

Volume of water removed _____ gallons _____ liters

Was well purged dry Yes _____ No

Field Analyses

*Stabilization Parameters

Time	Date	Temp (*C)	pH	Conductivity (mS/cm)	*Turbidity (NTU)	DO (mg/L)	DTW	ORP
	12/3/25							
	12/3/25							
	12/3/25							

Temp	pH	Conductivity	*Turbidity	DO
#DIV/0!	#DIV/0!	#DIV/0!	#DIV/0!	#DIV/0!
#DIV/0!	#DIV/0!	#DIV/0!	#DIV/0!	#DIV/0!
#DIV/0!	#DIV/0!	#DIV/0!	#DIV/0!	#DIV/0!
#DIV/0!	#DIV/0!	#DIV/0!	#DIV/0!	#DIV/0!
#DIV/0!	#DIV/0!	#DIV/0!	#DIV/0!	#DIV/0!
#DIV/0!	#DIV/0!	#DIV/0!	#DIV/0!	#DIV/0!
#DIV/0!	#DIV/0!	#DIV/0!	#DIV/0!	#DIV/0!
#DIV/0!	#DIV/0!	#DIV/0!	#DIV/0!	#DIV/0!
#DIV/0!	#DIV/0!	#DIV/0!	#DIV/0!	#DIV/0!
#DIV/0!	#DIV/0!	#DIV/0!	#DIV/0!	#DIV/0!
#DIV/0!	#DIV/0!	#DIV/0!	#DIV/0!	#DIV/0!
#DIV/0!	#DIV/0!	#DIV/0!	#DIV/0!	#DIV/0!
#DIV/0!	#DIV/0!	#DIV/0!	#DIV/0!	#DIV/0!
#DIV/0!	#DIV/0!	#DIV/0!	#DIV/0!	#DIV/0!
#DIV/0!	#DIV/0!	#DIV/0!	#DIV/0!	#DIV/0!
#DIV/0!	#DIV/0!	#DIV/0!	#DIV/0!	#DIV/0!
#DIV/0!	#DIV/0!	#DIV/0!	#DIV/0!	#DIV/0!
#DIV/0!	#DIV/0!	#DIV/0!	#DIV/0!	#DIV/0!
#DIV/0!	#DIV/0!	#DIV/0!	#DIV/0!	#DIV/0!
#DIV/0!	#DIV/0!	#DIV/0!	#DIV/0!	#DIV/0!

Final Readings _____

 * C units mS/cm NTU

Analytical Data

Method	Container Type and No.	Preservation

Comments _____

Sampler Signatures (1) _____
 (2) _____

GROUNDWATER SAMPLING FIELD DATA

Location: Lyon Park Purge Date: Wednesday, December 3, 2025
 Project No.: _____ Purge Time: _____
 Source Well: A-MW-1 Sample Date: Wednesday, December 3, 2025
 Sample Time: 1125
 Locked?: Yes: No: _____ Weather: _____
 Sampled By: _____ Air Temp: _____

Water Level & Well Data

Depth to water from measuring point: 23.80 feet
 Depth to well bottom from measuring point: _____ feet
 Height of water column: -23.80 feet
 Measuring point: Top of Casing

Well Purging & Sample Collection

Purge Method GeoSub Pump Purge Time Start _____ Stop _____
 Sample Method GeoSub Pump Sample Collection Time Start _____ Stop _____
 Purge Rate _____ ml/min

Volume of water in well
 2" well: height: -23.8 x .163 = -3.8794 Gallons -14.7 Liters

Volume of water removed _____ gallons _____ liters

Was well purged dry Yes _____ No

Field Analyses

*Stabilization Parameters

Time	Date	Temp (°C)	pH	Conductivity (mS/cm)	*Turbidity (NTU)	DO (mg/L)	DTW	ORP
1055	12/3/25	17.60	6.76	0.79	102.00			
1100	12/3/25	18.20	6.65	0.82	10.00			
1105	12/3/25	18.40	6.64	0.83	22.00			
1110	12/3/25	18.30	6.65	0.84	14.64			
1115	12/3/25	18.40	6.72	0.83	10.30			
1120	12/3/25	18.50	6.67	0.82	9.60			

Temp	pH	Conductivity	*Turbidity	DO
1.1%	0.2%	1.2%	120.0%	#DIV/0!
0.5%	0.2%	1.2%	33.5%	#DIV/0!
0.5%	1.1%	1.2%	29.6%	#DIV/0!
0.5%	0.7%	1.2%	6.8%	#DIV/0!
100.0%	100.0%	100.0%	100.0%	#DIV/0!
#DIV/0!	#DIV/0!	#DIV/0!	#DIV/0!	#DIV/0!
#DIV/0!	#DIV/0!	#DIV/0!	#DIV/0!	#DIV/0!
#DIV/0!	#DIV/0!	#DIV/0!	#DIV/0!	#DIV/0!
#DIV/0!	#DIV/0!	#DIV/0!	#DIV/0!	#DIV/0!

Final Readings _____

 _____ °C units mS/cm NTU

Analytical Data

Method	Container Type and No.	Preservation

Comments _____

Sampler Signatures (1) _____
 (2) _____

GROUNDWATER SAMPLING FIELD DATA

Location: Lyon Park Purge Date: Wednesday, December 3, 2025
 Project No.: _____ Purge Time: _____
 Source Well: A-MW-2 Sample Date: Wednesday, December 3, 2025
 Sample Time: 1210
 Locked?: Yes: No: _____ Weather: _____
 Sampled By: _____ Air Temp: _____

Water Level & Well Data

Depth to water from measuring point: 18.10 feet
 Depth to well bottom from measuring point: _____ feet
 Height of water column: -18.10 feet
 Measuring point: Top of Casing

Well Purging & Sample Collection

Purge Method GeoSub Pump Purge Time Start _____ Stop _____
 Sample Method GeoSub Pump Sample Collection Time Start _____ Stop _____
 Purge Rate _____ ml/min

Volume of water in well 2" well:
 height: -18.1 x .163 = -2.9503 Gallons -11.2 Liters

Volume of water removed _____ gallons _____ liters

Was well purged dry Yes _____ No

Field Analyses

*Stabilization Parameters

Time	Date	Temp (°C)	pH	Conductivity (mS/cm)	*Turbidity (NTU)	DO (mg/L)	DTW	ORP
1155	12/3/25	18.30	6.77	1.03	0.00			
1200	12/3/25	18.50	6.62	1.04	0.24			
1205	12/3/25	18.60	6.65	1.05	0.10			

Temp	pH	Conductivity	*Turbidity	DO
0.5%	0.5%	1.0%	58.3%	#DIV/0!
100.0%	100.0%	100.0%	100.0%	#DIV/0!
#DIV/0!	#DIV/0!	#DIV/0!	#DIV/0!	#DIV/0!
#DIV/0!	#DIV/0!	#DIV/0!	#DIV/0!	#DIV/0!
#DIV/0!	#DIV/0!	#DIV/0!	#DIV/0!	#DIV/0!
#DIV/0!	#DIV/0!	#DIV/0!	#DIV/0!	#DIV/0!
#DIV/0!	#DIV/0!	#DIV/0!	#DIV/0!	#DIV/0!
#DIV/0!	#DIV/0!	#DIV/0!	#DIV/0!	#DIV/0!
#DIV/0!	#DIV/0!	#DIV/0!	#DIV/0!	#DIV/0!
#DIV/0!	#DIV/0!	#DIV/0!	#DIV/0!	#DIV/0!

Final Readings _____
 _____ °C units mS/cm NTU

Analytical Data

Method	Container Type and No.	Preservation

Comments _____

Sampler Signatures (1) _____
 (2) _____

GROUNDWATER SAMPLING FIELD DATA

Location: Lyon Park Purge Date: Wednesday, December 3, 2025
 Project No.: _____ Purge Time: _____
 Source Well: A-MW-3 Sample Date: Wednesday, December 3, 2025
 Sample Time: 925
 Locked?: Yes: No: _____ Weather: _____
 Sampled By: _____ Air Temp: _____

Water Level & Well Data

Depth to water from measuring point: 16.20 feet
 Depth to well bottom from measuring point: _____ feet
 Height of water column: -16.20 feet
 Measuring point: Top of Casing

Well Purging & Sample Collection

Purge Method GeoSub Pump Purge Time Start _____ Stop _____
 Sample Method GeoSub Pump Sample Collection Time Start _____ Stop _____
 Purge Rate _____ ml/min

Volume of water in well 2" well:
 height: -16.2 x .163 = -2.6406 Gallons -10.0 Liters

Volume of water removed _____ gallons _____ liters

Was well purged dry Yes _____ No

Field Analyses

*Stabilization Parameters

Time	Date	Temp (°C)	pH	Conductivity (mS/cm)	*Turbidity (NTU)	DO (mg/L)	DTW	ORP
905	12/3/25	20.40	6.35	0.45	130.00			
910	12/3/25	20.80	6.32	0.45	102.00			
915	12/3/25	20.90	6.24	0.46	25.24			
920	12/3/25	21.10	6.24	0.5	6.79			

Temp	pH	Conductivity	*Turbidity	DO
0.5%	1.3%	2.2%	75.3%	#DIV/0!
1.0%	0.0%	2.2%	73.1%	#DIV/0!
100.0%	100.0%	100.0%	100.0%	#DIV/0!
#DIV/0!	#DIV/0!	#DIV/0!	#DIV/0!	#DIV/0!
#DIV/0!	#DIV/0!	#DIV/0!	#DIV/0!	#DIV/0!
#DIV/0!	#DIV/0!	#DIV/0!	#DIV/0!	#DIV/0!
#DIV/0!	#DIV/0!	#DIV/0!	#DIV/0!	#DIV/0!
#DIV/0!	#DIV/0!	#DIV/0!	#DIV/0!	#DIV/0!
#DIV/0!	#DIV/0!	#DIV/0!	#DIV/0!	#DIV/0!

Final Readings _____ °C units mS/cm NTU

Analytical Data

Method	Container Type and No.	Preservation

Comments _____

Sampler Signatures (1) _____
 (2) _____

GROUNDWATER SAMPLING FIELD DATA

Location: Lyon Park Purge Date: Wednesday, December 3, 2025
 Project No.: _____ Purge Time: _____
 Source Well: A-MW-4 Sample Date: Wednesday, December 3, 2025
 Sample Time: 1010
 Locked?: Yes: No: _____ Weather: _____
 Sampled By: _____ Air Temp: _____

Water Level & Well Data

Depth to water from measuring point: 9.40 feet
 Depth to well bottom from measuring point: _____ feet
 Height of water column: -9.40 feet
 Measuring point: Top of Casing

Well Purging & Sample Collection

Purge Method GeoSub Pump Purge Time Start _____ Stop _____
 Sample Method GeoSub Pump Sample Collection Time Start _____ Stop _____
 Purge Rate _____ ml/min

Volume of water in well
 2" well: height: -9.4 x .163 = -1.5322 Gallons -5.8 Liters

Volume of water removed _____ gallons _____ liters

Was well purged dry Yes _____ No

Field Analyses

*Stabilization Parameters

Time	Date	Temp (°C)	pH	Conductivity (mS/cm)	*Turbidity (NTU)	DO (mg/L)	DTW	ORP
955	12/3/25	20.80	7.63	0.28	3.44			
1000	12/3/25	21.60	7.66	0.28	0.80			
1005	12/3/25	22.10	7.65	0.28	0.10			

Temp	pH	Conductivity	*Turbidity	DO
2.3%	0.1%	0.0%	87.5%	#DIV/0!
100.0%	100.0%	100.0%	100.0%	#DIV/0!
#DIV/0!	#DIV/0!	#DIV/0!	#DIV/0!	#DIV/0!
#DIV/0!	#DIV/0!	#DIV/0!	#DIV/0!	#DIV/0!
#DIV/0!	#DIV/0!	#DIV/0!	#DIV/0!	#DIV/0!
#DIV/0!	#DIV/0!	#DIV/0!	#DIV/0!	#DIV/0!
#DIV/0!	#DIV/0!	#DIV/0!	#DIV/0!	#DIV/0!
#DIV/0!	#DIV/0!	#DIV/0!	#DIV/0!	#DIV/0!
#DIV/0!	#DIV/0!	#DIV/0!	#DIV/0!	#DIV/0!
#DIV/0!	#DIV/0!	#DIV/0!	#DIV/0!	#DIV/0!

Final Readings _____
 _____ °C units mS/cm NTU

Analytical Data

Method	Container Type and No.	Preservation

Comments _____

Sampler Signatures (1) _____
 (2) _____

GROUNDWATER SAMPLING FIELD DATA

Location: Lyon Park Purge Date: Wednesday, December 3, 2025
 Project No.: _____ Purge Time: _____
 Source Well: A-MW-5 Sample Date: Wednesday, December 3, 2025
 Sample Time: _____
 Locked?: Yes: No: _____ Weather: _____
 Sampled By: _____ Air Temp: _____

Water Level & Well Data

Depth to water from measuring point: DRY feet
 Depth to well bottom from measuring point: _____ feet
 Height of water column: #VALUE! feet
 Measuring point: Top of Casing

Well Purging & Sample Collection

Purge Method GeoSub Pump Purge Time Start _____ Stop _____
 Sample Method GeoSub Pump Sample Collection Time Start _____ Stop _____
 Purge Rate _____ ml/min

Volume of water in well 2" well: height: #VALUE! x .163 = #VALUE! Gallons #VALUE! Liters

Volume of water removed _____ gallons _____ liters **x**

Was well purged dry Yes _____ No **x**

Field Analyses

*Stabilization Parameters

Time	Date	Temp (°C)	pH	Conductivity (mS/cm)	*Turbidity (NTU)	DO (mg/L)	DTW	ORP

Temp	pH	Conductivity	*Turbidity	DO
#DIV/0!	#DIV/0!	#DIV/0!	#DIV/0!	#DIV/0!
#DIV/0!	#DIV/0!	#DIV/0!	#DIV/0!	#DIV/0!
#DIV/0!	#DIV/0!	#DIV/0!	#DIV/0!	#DIV/0!
#DIV/0!	#DIV/0!	#DIV/0!	#DIV/0!	#DIV/0!
#DIV/0!	#DIV/0!	#DIV/0!	#DIV/0!	#DIV/0!
#DIV/0!	#DIV/0!	#DIV/0!	#DIV/0!	#DIV/0!
#DIV/0!	#DIV/0!	#DIV/0!	#DIV/0!	#DIV/0!
#DIV/0!	#DIV/0!	#DIV/0!	#DIV/0!	#DIV/0!
#DIV/0!	#DIV/0!	#DIV/0!	#DIV/0!	#DIV/0!
#DIV/0!	#DIV/0!	#DIV/0!	#DIV/0!	#DIV/0!
#DIV/0!	#DIV/0!	#DIV/0!	#DIV/0!	#DIV/0!
#DIV/0!	#DIV/0!	#DIV/0!	#DIV/0!	#DIV/0!
#DIV/0!	#DIV/0!	#DIV/0!	#DIV/0!	#DIV/0!
#DIV/0!	#DIV/0!	#DIV/0!	#DIV/0!	#DIV/0!
#DIV/0!	#DIV/0!	#DIV/0!	#DIV/0!	#DIV/0!
#DIV/0!	#DIV/0!	#DIV/0!	#DIV/0!	#DIV/0!
#DIV/0!	#DIV/0!	#DIV/0!	#DIV/0!	#DIV/0!

Final Readings _____
 _____ °C units mS/cm NTU

Analytical Data

Method	Container Type and No.	Preservation

Comments Well was dry. Could not sample.

Sampler Signatures (1) _____
 (2) _____

GROUNDWATER SAMPLING FIELD DATA

Location: Lyon Park Purge Date: Wednesday, December 3, 2025
 Project No.: _____ Purge Time: _____
 Source Well: A-MW-6 Sample Date: Wednesday, December 3, 2025
 Sample Time: 945
 Locked?: Yes: No: _____ Weather: _____
 Sampled By: _____ Air Temp: _____

Water Level & Well Data

Depth to water from measuring point: 21.10 feet
 Depth to well bottom from measuring point: _____ feet
 Height of water column: -21.10 feet
 Measuring point: Top of Casing

Well Purging & Sample Collection

Purge Method GeoSub Pump Purge Time Start _____ Stop _____
 Sample Method GeoSub Pump Sample Collection Time Start _____ Stop _____
 Purge Rate _____ ml/min

Volume of water in well 2" well:
 height: -21.1 x .163 = -3.4393 Gallons -13.0 Liters

Volume of water removed _____ gallons _____ liters

Was well purged dry Yes _____ No

Field Analyses

*Stabilization Parameters

Time	Date	Temp (°C)	pH	Conductivity (mS/cm)	*Turbidity (NTU)	DO (mg/L)	DTW	ORP
0925	12/3/25	17.60	7.70	1.05	48.10			
0930	12/3/25	19.30	7.45	0.86	29.50			
0935	12/3/25	19.20	7.42	0.80	14.30			
0940	12/3/25	19.10	7.42	0.80	6.48			

Temp	pH	Conductivity	*Turbidity	DO
0.5%	0.4%	7.0%	51.5%	#DIV/0!
0.5%	0.0%	0.0%	54.7%	#DIV/0!
100.0%	100.0%	100.0%	100.0%	#DIV/0!
#DIV/0!	#DIV/0!	#DIV/0!	#DIV/0!	#DIV/0!
#DIV/0!	#DIV/0!	#DIV/0!	#DIV/0!	#DIV/0!
#DIV/0!	#DIV/0!	#DIV/0!	#DIV/0!	#DIV/0!
#DIV/0!	#DIV/0!	#DIV/0!	#DIV/0!	#DIV/0!
#DIV/0!	#DIV/0!	#DIV/0!	#DIV/0!	#DIV/0!
#DIV/0!	#DIV/0!	#DIV/0!	#DIV/0!	#DIV/0!

Final Readings _____
 _____ °C units mS/cm NTU

Analytical Data

Method	Container Type and No.	Preservation

Comments Sample 120325-DUP-1 collected from this well.

Sampler Signatures (1) _____
 (2) _____

GROUNDWATER SAMPLING FIELD DATA

Location: Lyon Park
 Project No.: _____
 Source Well: A-MW-7
 Locked?: Yes: No: _____
 Sampled By: _____

Purge Date: Wednesday, December 3, 2025
 Purge Time: _____
 Sample Date: Wednesday, December 3, 2025
 Sample Time: 1535
 Weather: _____
 Air Temp: _____

Water Level & Well Data

Depth to water from measuring point: 7.94 feet
 Depth to well bottom from measuring point: _____ feet
 Height of water column: -7.94 feet
 Measuring point: Top of Casing

Well Purging & Sample Collection

Purge Method GeoSub Pump
 Sample Method GeoSub Pump
 Purge Rate _____ ml/min

Purge Time
 Start _____ Stop _____

Sample Collection Time
 Start _____ Stop _____

Volume of water in well
 2" well:
 height: -7.94 x .163 = -1.29422 Gallons -4.9 Liters

Volume of water removed _____ gallons _____ liters

Was well purged dry Yes _____ No

Field Analyses

*Stabilization Parameters

Time	Date	Temp (°C)	pH	Conductivity (mS/cm)	*Turbidity (NTU)	DO (mg/L)	DTW	ORP
1520	12/3/25	15.50	6.92	2.03	1.75			
1525	12/3/25	15.80	6.98	2.00	1.52			
1530	12/3/25	15.60	7.00	1.91	1.06			

Temp	pH	Conductivity	*Turbidity	DO
1.3%	0.3%	4.5%	30.3%	#DIV/0!
100.0%	100.0%	100.0%	100.0%	#DIV/0!
#DIV/0!	#DIV/0!	#DIV/0!	#DIV/0!	#DIV/0!
#DIV/0!	#DIV/0!	#DIV/0!	#DIV/0!	#DIV/0!
#DIV/0!	#DIV/0!	#DIV/0!	#DIV/0!	#DIV/0!
#DIV/0!	#DIV/0!	#DIV/0!	#DIV/0!	#DIV/0!
#DIV/0!	#DIV/0!	#DIV/0!	#DIV/0!	#DIV/0!
#DIV/0!	#DIV/0!	#DIV/0!	#DIV/0!	#DIV/0!
#DIV/0!	#DIV/0!	#DIV/0!	#DIV/0!	#DIV/0!
#DIV/0!	#DIV/0!	#DIV/0!	#DIV/0!	#DIV/0!

Final Readings _____
 _____ °C units mS/cm NTU

Analytical Data

Method	Container Type and No.	Preservation

Comments _____

Sampler Signatures (1) _____
 (2) _____

GROUNDWATER SAMPLING FIELD DATA

Location: Lyon Park Purge Date: Wednesday, December 3, 2025
 Project No.: _____ Purge Time: _____
 Source Well: 8.6 Sample Date: Wednesday, December 3, 2025
 Sample Time: 1455
 Locked?: Yes: No: _____ Weather: _____
 Sampled By: _____ Air Temp: _____

Water Level & Well Data

Depth to water from measuring point: 8.60 feet
 Depth to well bottom from measuring point: _____ feet
 Height of water column: -8.60 feet
 Measuring point: Top of Casing

Well Purging & Sample Collection

Purge Method GeoSub Pump Purge Time Start _____ Stop _____
 Sample Method GeoSub Pump Sample Collection Time Start _____ Stop _____
 Purge Rate _____ ml/min

Volume of water in well
 2" well: height: -8.6 x .163 = -1.4018 Gallons -5.3 Liters

Volume of water removed _____ gallons _____ liters

Was well purged dry Yes _____ No

Field Analyses

*Stabilization Parameters

Time	Date	Temp (°C)	pH	Conductivity (mS/cm)	*Turbidity (NTU)	DO (mg/L)	DTW	ORP
1430	12/3/25	15.30	6.88	1.14	28.73			
1435	12/3/25	15.70	6.81	1.14	23.69			
1440	12/3/25	15.40	6.77	1.13	18.92			
1445	12/3/25	15.40	6.86	1.14	12.28			
1450	12/3/25	15.50	6.84	1.15	8.26			

Temp	pH	Conductivity	*Turbidity	DO
1.9%	0.6%	0.9%	20.1%	#DIV/0!
0.0%	1.3%	0.9%	35.1%	#DIV/0!
0.6%	0.3%	0.9%	32.7%	#DIV/0!
100.0%	100.0%	100.0%	100.0%	#DIV/0!
#DIV/0!	#DIV/0!	#DIV/0!	#DIV/0!	#DIV/0!
#DIV/0!	#DIV/0!	#DIV/0!	#DIV/0!	#DIV/0!
#DIV/0!	#DIV/0!	#DIV/0!	#DIV/0!	#DIV/0!
#DIV/0!	#DIV/0!	#DIV/0!	#DIV/0!	#DIV/0!
#DIV/0!	#DIV/0!	#DIV/0!	#DIV/0!	#DIV/0!

Final Readings _____

 _____ °C units mS/cm NTU

Analytical Data

Method	Container Type and No.	Preservation

Comments _____

Sampler Signatures (1) _____
 (2) _____

GROUNDWATER SAMPLING FIELD DATA

Location: Lyon Park Purge Date: Wednesday, December 3, 2025
 Project No.: _____ Purge Time: _____
 Source Well: A-MW-9 Sample Date: Wednesday, December 3, 2025
 Sample Time: 1430
 Locked?: Yes: No: _____ Weather: _____
 Sampled By: _____ Air Temp: _____

Water Level & Well Data

Depth to water from measuring point: 15.07 feet
 Depth to well bottom from measuring point: _____ feet
 Height of water column: -15.07 feet
 Measuring point: Top of Casing

Well Purging & Sample Collection

Purge Method GeoSub Pump Purge Time Start _____ Stop _____
 Sample Method GeoSub Pump Sample Collection Time Start _____ Stop _____
 Purge Rate _____ ml/min

Volume of water in well 2" well: height: -15.07 x .163 = -2.45641 Gallons -9.3 Liters

Volume of water removed _____ gallons _____ liters

Was well purged dry Yes _____ No

Field Analyses

*Stabilization Parameters

Time	Date	Temp (°C)	pH	Conductivity (mS/cm)	*Turbidity (NTU)	DO (mg/L)	DTW	ORP
1410	12/3/25	15.80	6.43	0.45	33.00			
1415	12/3/25	15.80	6.42	0.43	20.00			
1420	12/3/25	16.00	6.17	0.43	7.82			

Temp	pH	Conductivity	*Turbidity	DO
1.3%	3.9%	0.0%	60.9%	#DIV/0!
100.0%	100.0%	100.0%	100.0%	#DIV/0!
#DIV/0!	#DIV/0!	#DIV/0!	#DIV/0!	#DIV/0!
#DIV/0!	#DIV/0!	#DIV/0!	#DIV/0!	#DIV/0!
#DIV/0!	#DIV/0!	#DIV/0!	#DIV/0!	#DIV/0!
#DIV/0!	#DIV/0!	#DIV/0!	#DIV/0!	#DIV/0!
#DIV/0!	#DIV/0!	#DIV/0!	#DIV/0!	#DIV/0!
#DIV/0!	#DIV/0!	#DIV/0!	#DIV/0!	#DIV/0!
#DIV/0!	#DIV/0!	#DIV/0!	#DIV/0!	#DIV/0!

Final Readings _____ °C units mS/cm NTU

Analytical Data

Method	Container Type and No.	Preservation

Comments _____

Sampler Signatures (1) _____
 (2) _____

GROUNDWATER SAMPLING FIELD DATA

Location: Lyon Park Purge Date: Wednesday, December 3, 2025
 Project No.: _____ Purge Time: _____
 Source Well: MW-1 Sample Date: Wednesday, December 3, 2025
 Sample Time: 1555
 Locked?: Yes: No: _____ Weather: _____
 Sampled By: _____ Air Temp: _____

Water Level & Well Data

Depth to water from measuring point: 11.40 feet
 Depth to well bottom from measuring point: _____ feet
 Height of water column: -11.40 feet
 Measuring point: Top of Casing

Well Purging & Sample Collection

Purge Method GeoSub Pump Purge Time Start _____ Stop _____
 Sample Method GeoSub Pump Sample Collection Time Start _____ Stop _____
 Purge Rate _____ ml/min

Volume of water in well 2" well:
 height: -11.4 x .163 = -1.8582 Gallons -7.0 Liters

Volume of water removed _____ gallons _____ liters

Was well purged dry Yes _____ No

Field Analyses

*Stabilization Parameters

Time	Date	Temp (°C)	pH	Conductivity (mS/cm)	*Turbidity (NTU)	DO (mg/L)	DTW	ORP
1540	12/3/25	17.60	7.39	0.83	3.21			
1545	12/3/25	18.10	7.35	0.83	0.10			
1550	12/3/25	18.10	7.40	0.83	2.20			

Temp	pH	Conductivity	*Turbidity	DO
0.0%	0.7%	0.0%	2100.0%	#DIV/0!
100.0%	100.0%	100.0%	100.0%	#DIV/0!
#DIV/0!	#DIV/0!	#DIV/0!	#DIV/0!	#DIV/0!
#DIV/0!	#DIV/0!	#DIV/0!	#DIV/0!	#DIV/0!
#DIV/0!	#DIV/0!	#DIV/0!	#DIV/0!	#DIV/0!
#DIV/0!	#DIV/0!	#DIV/0!	#DIV/0!	#DIV/0!
#DIV/0!	#DIV/0!	#DIV/0!	#DIV/0!	#DIV/0!
#DIV/0!	#DIV/0!	#DIV/0!	#DIV/0!	#DIV/0!
#DIV/0!	#DIV/0!	#DIV/0!	#DIV/0!	#DIV/0!

Final Readings _____

 _____ °C units mS/cm NTU

Analytical Data

Method	Container Type and No.	Preservation

Comments _____

Sampler Signatures (1) _____
 (2) _____

GROUNDWATER SAMPLING FIELD DATA

Location: Lyon Park Purge Date: Thursday, December 4, 2025
 Project No.: _____ Purge Time: _____
 Source Well: MW-2 Sample Date: Thursday, December 4, 2025
 Sample Time: 915
 Locked?: Yes: No: _____ Weather: _____
 Sampled By: _____ Air Temp: _____

Water Level & Well Data

Depth to water from measuring point: 10.79 feet
 Depth to well bottom from measuring point: _____ feet
 Height of water column: -10.79 feet
 Measuring point: Top of Casing

Well Purging & Sample Collection

Purge Method GeoSub Pump Purge Time Start _____ Stop _____
 Sample Method GeoSub Pump Sample Collection Time Start _____ Stop _____
 Purge Rate _____ ml/min

Volume of water in well 2" well:
 height: -10.79 x .163 = -1.75877 Gallons -6.7 Liters

Volume of water removed _____ gallons _____ liters

Was well purged dry Yes _____ No

Field Analyses

*Stabilization Parameters

Time	Date	Temp (°C)	pH	Conductivity (mS/cm)	*Turbidity (NTU)	DO (mg/L)	DTW	ORP
0900	12/4/25	17.20	7.68	0.71	4.02			
0905	12/4/25	18.40	7.21	0.72	4.61			
0910	12/4/25	18.80	6.99	0.77	5.09			

Temp	pH	Conductivity	*Turbidity	DO
2.2%	3.1%	6.9%	10.4%	#DIV/0!
100.0%	100.0%	100.0%	100.0%	#DIV/0!
#DIV/0!	#DIV/0!	#DIV/0!	#DIV/0!	#DIV/0!
#DIV/0!	#DIV/0!	#DIV/0!	#DIV/0!	#DIV/0!
#DIV/0!	#DIV/0!	#DIV/0!	#DIV/0!	#DIV/0!
#DIV/0!	#DIV/0!	#DIV/0!	#DIV/0!	#DIV/0!
#DIV/0!	#DIV/0!	#DIV/0!	#DIV/0!	#DIV/0!
#DIV/0!	#DIV/0!	#DIV/0!	#DIV/0!	#DIV/0!
#DIV/0!	#DIV/0!	#DIV/0!	#DIV/0!	#DIV/0!
#DIV/0!	#DIV/0!	#DIV/0!	#DIV/0!	#DIV/0!

Final Readings _____
 _____ °C units mS/cm NTU

Analytical Data

Method	Container Type and No.	Preservation

Comments Sample 120425-DUP-1 collected from this well.

Sampler Signatures (1) _____
 (2) _____

GROUNDWATER SAMPLING FIELD DATA

Location: Lyon Park Purge Date: Thursday, December 4, 2025
 Project No.: _____ Purge Time: _____
 Source Well: MW-3 Sample Date: Thursday, December 4, 2025
 Sample Time: 905
 Locked?: Yes: No: _____ Weather: _____
 Sampled By: _____ Air Temp: _____

Water Level & Well Data

Depth to water from measuring point: 11.00 feet
 Depth to well bottom from measuring point: _____ feet
 Height of water column: -11.00 feet
 Measuring point: Top of Casing

Well Purging & Sample Collection

Purge Method GeoSub Pump Purge Time Start _____ Stop _____
 Sample Method GeoSub Pump Sample Collection Time Start _____ Stop _____
 Purge Rate _____ ml/min

Volume of water in well 2" well:
 height: -11 x .163 = -1.793 Gallons -6.8 Liters

Volume of water removed _____ gallons _____ liters

Was well purged dry Yes _____ No

Field Analyses

*Stabilization Parameters

Time	Date	Temp (°C)	pH	Conductivity (mS/cm)	*Turbidity (NTU)	DO (mg/L)	DTW	ORP
0850	12/4/25	16.80	7.20	2.10	0.16			
0855	12/4/25	16.90	7.25	2.40	8.06			
0900	12/4/25	16.80	7.25	1.50	8.60			

Temp	pH	Conductivity	*Turbidity	DO
0.6%	0.0%	37.5%	6.7%	#DIV/0!
100.0%	100.0%	100.0%	100.0%	#DIV/0!
#DIV/0!	#DIV/0!	#DIV/0!	#DIV/0!	#DIV/0!
#DIV/0!	#DIV/0!	#DIV/0!	#DIV/0!	#DIV/0!
#DIV/0!	#DIV/0!	#DIV/0!	#DIV/0!	#DIV/0!
#DIV/0!	#DIV/0!	#DIV/0!	#DIV/0!	#DIV/0!
#DIV/0!	#DIV/0!	#DIV/0!	#DIV/0!	#DIV/0!
#DIV/0!	#DIV/0!	#DIV/0!	#DIV/0!	#DIV/0!
#DIV/0!	#DIV/0!	#DIV/0!	#DIV/0!	#DIV/0!

Final Readings _____
 _____ °C units mS/cm NTU

Analytical Data

Method	Container Type and No.	Preservation

Comments _____

Sampler Signatures (1) _____
 (2) _____

GROUNDWATER SAMPLING FIELD DATA

Location: Lyon Park Purge Date: Wednesday, December 3, 2025
 Project No.: _____ Purge Time: _____
 Source Well: MW-4 Sample Date: Wednesday, December 3, 2025
 Sample Time: 1340
 Locked?: Yes: No: _____ Weather: _____
 Sampled By: _____ Air Temp: _____

Water Level & Well Data

Depth to water from measuring point: 3.60 feet
 Depth to well bottom from measuring point: _____ feet
 Height of water column: -3.60 feet
 Measuring point: Top of Casing

Well Purging & Sample Collection

Purge Method GeoSub Pump Purge Time Start _____ Stop _____
 Sample Method GeoSub Pump Sample Collection Time Start _____ Stop _____
 Purge Rate _____ ml/min

Volume of water in well 2" well:
 height: -3.6 x .163 = -0.5868 Gallons -2.2 Liters

Volume of water removed _____ gallons _____ liters

Was well purged dry Yes _____ No

Field Analyses

*Stabilization Parameters

Time	Date	Temp (°C)	pH	Conductivity (mS/cm)	*Turbidity (NTU)	DO (mg/L)	DTW	ORP
1320	12/3/25	15.40	7.05	0.84	63.20			
1325	12/3/25	15.90	7.04	0.84	34.00			
1330	12/3/25	15.80	7.11	0.84	13.10			
1335	12/3/25	15.80	7.15	0.8	10.10			

Temp	pH	Conductivity	*Turbidity	DO
0.6%	1.0%	0.0%	61.5%	#DIV/0!
0.0%	0.5%	0.0%	22.9%	#DIV/0!
100.0%	100.0%	100.0%	100.0%	#DIV/0!
#DIV/0!	#DIV/0!	#DIV/0!	#DIV/0!	#DIV/0!
#DIV/0!	#DIV/0!	#DIV/0!	#DIV/0!	#DIV/0!
#DIV/0!	#DIV/0!	#DIV/0!	#DIV/0!	#DIV/0!
#DIV/0!	#DIV/0!	#DIV/0!	#DIV/0!	#DIV/0!
#DIV/0!	#DIV/0!	#DIV/0!	#DIV/0!	#DIV/0!
#DIV/0!	#DIV/0!	#DIV/0!	#DIV/0!	#DIV/0!
#DIV/0!	#DIV/0!	#DIV/0!	#DIV/0!	#DIV/0!

Final Readings _____

 _____ °C units mS/cm NTU

Analytical Data

Method	Container Type and No.	Preservation

Comments _____

Sampler Signatures (1) _____
 (2) _____

GROUNDWATER SAMPLING FIELD DATA

Location: Lyon Park Purge Date: Wednesday, December 3, 2025
 Project No.: _____ Purge Time: _____
 Source Well: MW-5 Sample Date: Wednesday, December 3, 2025
 Sample Time: 1355
 Locked?: Yes: No: _____ Weather: _____
 Sampled By: _____ Air Temp: _____

Water Level & Well Data

Depth to water from measuring point: 3.20 feet
 Depth to well bottom from measuring point: _____ feet
 Height of water column: -3.20 feet
 Measuring point: Top of Casing

Well Purging & Sample Collection

Purge Method GeoSub Pump Purge Time Start _____ Stop _____
 Sample Method GeoSub Pump Sample Collection Time Start _____ Stop _____
 Purge Rate _____ ml/min

Volume of water in well 2" well:
 height: -3.2 x .163 = -0.5216 Gallons -2.0 Liters

Volume of water removed _____ gallons _____ liters

Was well purged dry Yes _____ No

Field Analyses

*Stabilization Parameters

Time	Date	Temp (°C)	pH	Conductivity (mS/cm)	*Turbidity (NTU)	DO (mg/L)	DTW	ORP
1315	12/3/25	15.70	7.92	0.55	1.31			
1320	12/3/25	15.80	7.69	0.55	1.37			
1325	12/3/25	16.00	7.56	0.55	14.23			
1330	12/3/25	16.30	7.58	0.55	23.10			
1335	12/3/25	16.00	7.54	0.55	29.60			
1340	12/3/25	16.00	7.58	0.55	39.60			
1345	12/3/25	16.20	7.57	0.55	46.30			
1350	12/3/25	16.30	7.55	0.55	83.00			

Temp	pH	Conductivity	*Turbidity	DO
1.3%	1.7%	0.0%	938.7%	#DIV/0!
1.9%	0.3%	0.0%	62.3%	#DIV/0!
1.8%	0.5%	0.0%	28.1%	#DIV/0!
0.0%	0.5%	0.0%	33.8%	#DIV/0!
1.3%	0.1%	0.0%	16.9%	#DIV/0!
0.6%	0.3%	0.0%	79.3%	#DIV/0!
100.0%	100.0%	100.0%	100.0%	#DIV/0!
#DIV/0!	#DIV/0!	#DIV/0!	#DIV/0!	#DIV/0!
#DIV/0!	#DIV/0!	#DIV/0!	#DIV/0!	#DIV/0!

Final Readings _____
 _____ °C units mS/cm NTU

Analytical Data

Method	Container Type and No.	Preservation

Comments _____

Sampler Signatures (1) _____
 (2) _____

GROUNDWATER SAMPLING FIELD DATA

Location: Lyon Park Purge Date: Wednesday, December 3, 2025
 Project No.: _____ Purge Time: _____
 Source Well: MW-6 Sample Date: Wednesday, December 3, 2025
 Sample Time: 1115
 Locked?: Yes: No: _____ Weather: _____
 Sampled By: _____ Air Temp: _____

Water Level & Well Data

Depth to water from measuring point: 21.85 feet
 Depth to well bottom from measuring point: _____ feet
 Height of water column: -21.85 feet
 Measuring point: Top of Casing

Well Purging & Sample Collection

Purge Method GeoSub Pump Purge Time Start _____ Stop _____
 Sample Method GeoSub Pump Sample Collection Time Start _____ Stop _____
 Purge Rate _____ ml/min

Volume of water in well 2" well:
 height: -21.85 x .163 = -3.56155 Gallons -13.5 Liters

Volume of water removed _____ gallons _____ liters

Was well purged dry Yes _____ No

Field Analyses

*Stabilization Parameters

Time	Date	Temp (°C)	pH	Conductivity (mS/cm)	*Turbidity (NTU)	DO (mg/L)	DTW	ORP
1100	12/3/25	15.50	7.19	0.61	6.48			
1105	12/3/25	16.20	7.08	0.62	12.10			
1110	12/3/25	16.30	7.10	0.64	7.30			

Temp	pH	Conductivity	*Turbidity	DO
0.6%	0.3%	3.2%	39.7%	#DIV/0!
100.0%	100.0%	100.0%	100.0%	#DIV/0!
#DIV/0!	#DIV/0!	#DIV/0!	#DIV/0!	#DIV/0!
#DIV/0!	#DIV/0!	#DIV/0!	#DIV/0!	#DIV/0!
#DIV/0!	#DIV/0!	#DIV/0!	#DIV/0!	#DIV/0!
#DIV/0!	#DIV/0!	#DIV/0!	#DIV/0!	#DIV/0!
#DIV/0!	#DIV/0!	#DIV/0!	#DIV/0!	#DIV/0!
#DIV/0!	#DIV/0!	#DIV/0!	#DIV/0!	#DIV/0!
#DIV/0!	#DIV/0!	#DIV/0!	#DIV/0!	#DIV/0!

Final Readings _____
 _____ °C units mS/cm NTU

Analytical Data

Method	Container Type and No.	Preservation

Comments _____

Sampler Signatures (1) _____
 (2) _____

GROUNDWATER SAMPLING FIELD DATA

Location: Lyon Park Purge Date: Wednesday, December 3, 2025
 Project No.: _____ Purge Time: _____
 Source Well: MW-7 Sample Date: Wednesday, December 3, 2025
 Sample Time: 1240
 Locked?: Yes: No: _____ Weather: _____
 Sampled By: _____ Air Temp: _____

Water Level & Well Data

Depth to water from measuring point: 16.09 feet
 Depth to well bottom from measuring point: _____ feet
 Height of water column: -16.09 feet
 Measuring point: Top of Casing

Well Purging & Sample Collection

Purge Method GeoSub Pump Purge Time Start _____ Stop _____
 Sample Method GeoSub Pump Sample Collection Time Start _____ Stop _____
 Purge Rate _____ ml/min

Volume of water in well 2" well:
 height: -16.09 x .163 = -2.62267 Gallons -9.9 Liters

Volume of water removed _____ gallons _____ liters

Was well purged dry Yes _____ No

Field Analyses

*Stabilization Parameters

Time	Date	Temp (°C)	pH	Conductivity (mS/cm)	*Turbidity (NTU)	DO (mg/L)	DTW	ORP
1220	12/3/25	19.2	7.26	0.33	208.00			
1225	12/3/25	19.00	7.11	0.33	202.00			
1230	12/3/25	18.70	7.06	0.33	210.00			
1235	12/3/25	18.80	7.08	0.3	204.00			

Temp	pH	Conductivity	*Turbidity	DO
1.6%	0.7%	0.0%	4.0%	#DIV/0!
0.5%	0.3%	0.0%	2.9%	#DIV/0!
100.0%	100.0%	100.0%	100.0%	#DIV/0!
#DIV/0!	#DIV/0!	#DIV/0!	#DIV/0!	#DIV/0!
#DIV/0!	#DIV/0!	#DIV/0!	#DIV/0!	#DIV/0!
#DIV/0!	#DIV/0!	#DIV/0!	#DIV/0!	#DIV/0!
#DIV/0!	#DIV/0!	#DIV/0!	#DIV/0!	#DIV/0!
#DIV/0!	#DIV/0!	#DIV/0!	#DIV/0!	#DIV/0!
#DIV/0!	#DIV/0!	#DIV/0!	#DIV/0!	#DIV/0!

Final Readings _____
 _____ °C units mS/cm NTU

Analytical Data

Method	Container Type and No.	Preservation

Comments _____

Sampler Signatures (1) _____
 (2) _____



Environmental Field Report	
Date: 12/10/25	Project Number: 23050630
Project Name: Durham Parks	Weather/Temperature: Clear / 40s
Project Location: Lyon Park	
Notes By: <input checked="" type="checkbox"/>	Present at the Site: Chase Porter (S&ME) Melissa Alvord
<input type="checkbox"/>	

Equipment Used
PPE
Turbidity meter
Stick meter
Dipper poles
Fieldmaps App

1410 - Arrived on site. Scouted the park area.

1415 - Calibrate stick meter and turbidity meter.

1420 - ~~1425~~ Collect surface water and sediment samples at designated sample locations. See the table below for sampling times, data, and information. In the event of a deviation from the designated sample location, I log a GPS point in Fieldmaps.

12/10/25

Sample Time	Sediment ID	Surface Water ID	pH	SPC (mS/cm)	Temperature (C)	Turbidity (NTU)	Relative Flow
1445	SED-9	SW-9	8.00	0.38	7.2	3.45	Low
1515	SED-8	SW-8	7.98	0.38	7.1	5.66	Low
1545	SED-7	SW-7	7.95	0.39	7.4	5.16	Low
0910	SED-6	SW-6	8.05	0.38	4.4	5.45	Low
0940	SED-5	SW-5	8.04	0.38	4.4	4.08	Low
1005	SED-4	SW-4	8.20	0.35	4.8	3.38	Low
1030	SED-3	SW-3	8.03	0.38	5.4	3.22	Low
1055	SED-2	SW-2	8.10	0.36	4.8	4.46	Low
1125	SED-1	SW-1	7.92	0.36	6.7	4.85	Low

Done change
12/11/25
DUP

1145 - Off site, headed to lab. *ct.*

Hours	Mileage	Signature of S&ME Personnel
2 day 5 pm / A.A.	6	<i>Chase Porter</i>

**Appendix III – Laboratory Reports
and Chain of Custody Records**

 **ANALYTICAL REPORT****PREPARED FOR**

Attn: Jerry Paul
S&ME Inc
3201 Spring Forest Road
Raleigh, North Carolina 27616

Generated 1/24/2026 2:44:23 PM

JOB DESCRIPTION

Durham Parks
65000581

JOB NUMBER

650-3362-1

Job Notes

The test results in this report relate only to the samples as received by the laboratory and will meet all requirements of the methodology, with any exceptions noted. This report shall not be reproduced except in full, without the express written approval of the laboratory. All questions should be directed to the Eurofins Northern California Project Manager.

Authorization



Generated
1/24/2026 2:44:23 PM

Authorized for release by
Kate Kaneko, Account Executive
Kate.kaneko@et.eurofinsus.com
(916)496-4178



Table of Contents

Cover Page	1
Table of Contents	3
Definitions/Glossary	4
Case Narrative	5
Detection Summary	6
Client Sample Results	8
Surrogate Summary	28
QC Sample Results	29
QC Association Summary	35
Lab Chronicle	36
Certification Summary	38
Method Summary	39
Sample Summary	40
Chain of Custody	41
Receipt Checklists	42

Definitions/Glossary

Client: S&ME Inc
Project/Site: Durham Parks

Job ID: 650-3362-1
SDG: 65000581

Qualifiers

Air - GC/MS VOA

Qualifier	Qualifier Description
*-	LCS and/or LCSD is outside acceptance limits, low biased.
J	Result is less than the RL but greater than or equal to the MDL and the concentration is an approximate value.

Glossary

Abbreviation	These commonly used abbreviations may or may not be present in this report.
☼	Listed under the "D" column to designate that the result is reported on a dry weight basis
%R	Percent Recovery
CFL	Contains Free Liquid
CFU	Colony Forming Unit
CNF	Contains No Free Liquid
DER	Duplicate Error Ratio (normalized absolute difference)
Dil Fac	Dilution Factor
DL	Detection Limit (DoD/DOE)
DL, RA, RE, IN	Indicates a Dilution, Re-analysis, Re-extraction, or additional Initial metals/anion analysis of the sample
DLC	Decision Level Concentration (Radiochemistry)
EDL	Estimated Detection Limit (Dioxin)
LOD	Limit of Detection (DoD/DOE)
LOQ	Limit of Quantitation (DoD/DOE)
MCL	EPA recommended "Maximum Contaminant Level"
MDA	Minimum Detectable Activity (Radiochemistry)
MDC	Minimum Detectable Concentration (Radiochemistry)
MDL	Method Detection Limit
ML	Minimum Level (Dioxin)
MPN	Most Probable Number
MQL	Method Quantitation Limit
NC	Not Calculated
ND	Not Detected at the reporting limit (or MDL or EDL if shown)
NEG	Negative / Absent
POS	Positive / Present
PQL	Practical Quantitation Limit
PRES	Presumptive
QC	Quality Control
RER	Relative Error Ratio (Radiochemistry)
RL	Reporting Limit or Requested Limit (Radiochemistry)
RPD	Relative Percent Difference, a measure of the relative difference between two points
TEF	Toxicity Equivalent Factor (Dioxin)
TEQ	Toxicity Equivalent Quotient (Dioxin)
TNTC	Too Numerous To Count

Case Narrative

Client: S&ME Inc
Project: Durham Parks

Job ID: 650-3362-1

Job ID: 650-3362-1

Eurofins Environment Testing Northern

Job Narrative 650-3362-1

The analytical test results presented in this report meet all requirements of the associated regulatory program listed on the Accreditation/Certification Summary Page, unless otherwise noted. Data qualifiers and/or narrative comments are included to explain any exceptions, if applicable. Regulated compliance samples (e.g. SDWA, NPDES) must comply with associated agency requirements/permits.

- Matrix-specific batch QC (e.g., MS, MSD, SD) may not be reported when insufficient sample volume is available or when site-specific QC samples are not submitted. In such cases, a Laboratory Control Sample Duplicate (LCSD) may be analyzed to provide precision data for the batch.
- For samples analyzed using surrogate and/or isotope dilution analytes, any recoveries falling outside of established acceptance criteria are re-prepared and/or re-analyzed to confirm results, unless the deviation is due to sample dilution or otherwise explained in the case narrative.

Receipt

The samples were received on 1/2/2026 9:29 AM. Unless otherwise noted below, the samples arrived in good condition, and, where required, properly preserved and on ice.

Receipt Exceptions

The Chain of Custody (COC) was not relinquished properly. A year and time were not provided by the field sampler.

The Chain of Custody (COC) information for samples did not match the information on the canisters with regard to canister barcode. The samples labeled 24274, 24918, 23262, 23493, 23785, 23428, 26249, 23222, 24052, 25240, 23140 and 25209 on the COC are labeled as 6L3012, 6L0952, 6L3093, 6L0361, 6L1200, 6L2654, 6L1081, 6L0264, 6L2353, 6L1494, 6L0876 and 6L2122 on the canisters. Unless otherwise notified, Eurofins Air Toxics will proceed with the analysis using the information on the canisters to process and report the samples.

Air - GC/MS VOA

Method TO-15: All Quality Control Limit exceedances and affected sample results are noted by flags. Each flag is defined in the Definitions/Glossary section of this report.

No additional analytical or quality issues were noted, other than those described above or in the Definitions/ Glossary page.

Air - GC VOA

No additional analytical or quality issues were noted, other than those described above or in the Definitions/ Glossary page.

Detection Summary

Client: S&ME Inc
Project/Site: Durham Parks

Job ID: 650-3362-1
SDG: 65000581

Client Sample ID: 822-LFGP-1

Lab Sample ID: 650-3362-1

Analyte	Result	Qualifier	RL	MDL	Unit	Dil Fac	D	Method	Prep Type
2-Propanol	2.9	J	7.6	2.6	ug/m3	1.55		TO-15	Total/NA
Freon 12	2.0	J	3.8	1.3	ug/m3	1.55		TO-15	Total/NA
Tetrachloroethene	13		5.3	1.8	ug/m3	1.55		TO-15	Total/NA

Client Sample ID: 822-LFGP-2

Lab Sample ID: 650-3362-2

Analyte	Result	Qualifier	RL	MDL	Unit	Dil Fac	D	Method	Prep Type
2-Propanol	2.5	J	7.5	2.5	ug/m3	1.516		TO-15	Total/NA
Acetone	11	J	18	6.0	ug/m3	1.516		TO-15	Total/NA
Freon 12	2.1	J	3.7	1.3	ug/m3	1.516		TO-15	Total/NA

Client Sample ID: 822-LFGP-3

Lab Sample ID: 650-3362-3

Analyte	Result	Qualifier	RL	MDL	Unit	Dil Fac	D	Method	Prep Type
2-Propanol	2.8	J	7.6	2.6	ug/m3	1.55		TO-15	Total/NA
Acetone	10	J	18	6.1	ug/m3	1.55		TO-15	Total/NA
Chloroform	1.7	J	3.8	1.3	ug/m3	1.55		TO-15	Total/NA
Freon 12	2.0	J	3.8	1.3	ug/m3	1.55		TO-15	Total/NA
Methylene Chloride	1.9	J	5.4	1.8	ug/m3	1.55		TO-15	Total/NA

Client Sample ID: 822-LFGP-4

Lab Sample ID: 650-3362-4

Analyte	Result	Qualifier	RL	MDL	Unit	Dil Fac	D	Method	Prep Type
Acetone	11	J	19	6.3	ug/m3	1.587		TO-15	Total/NA
Freon 12	2.2	J	3.9	1.3	ug/m3	1.587		TO-15	Total/NA
Methane	0.00018		0.00016	0.000052	% v/v	1.587		D1946	Total/NA

Client Sample ID: 822-LFGP-5

Lab Sample ID: 650-3362-5

Analyte	Result	Qualifier	RL	MDL	Unit	Dil Fac	D	Method	Prep Type
2-Propanol	2.9	J	6.4	2.2	ug/m3	1.311		TO-15	Total/NA
Acetone	6.8	J	16	5.2	ug/m3	1.311		TO-15	Total/NA
Chloroform	2.1	J	3.2	1.1	ug/m3	1.311		TO-15	Total/NA
Ethanol	7.5	J*-	12	4.1	ug/m3	1.311		TO-15	Total/NA
Freon 12	2.4	J	3.2	1.1	ug/m3	1.311		TO-15	Total/NA

Client Sample ID: 822-LFGP-6

Lab Sample ID: 650-3362-6

Analyte	Result	Qualifier	RL	MDL	Unit	Dil Fac	D	Method	Prep Type
2,2,4-Trimethylpentane	1.2	J	3.6	1.2	ug/m3	1.55		TO-15	Total/NA
2-Propanol	3.0	J	7.6	2.6	ug/m3	1.55		TO-15	Total/NA
Acetone	6.6	J	18	6.1	ug/m3	1.55		TO-15	Total/NA
Benzene	3.4		2.5	0.84	ug/m3	1.55		TO-15	Total/NA
Cyclohexane	4.0		2.7	0.91	ug/m3	1.55		TO-15	Total/NA
Freon 12	38		3.8	1.3	ug/m3	1.55		TO-15	Total/NA
Methane	0.20		0.00016	0.000051	% v/v	1.55		D1946	Total/NA

Client Sample ID: 822-LFGP-7

Lab Sample ID: 650-3362-7

Analyte	Result	Qualifier	RL	MDL	Unit	Dil Fac	D	Method	Prep Type
2,2,4-Trimethylpentane	1.3	J	3.8	1.3	ug/m3	1.625		TO-15	Total/NA
2-Propanol	5.4	J	8.0	2.7	ug/m3	1.625		TO-15	Total/NA
Acetone	8.6	J	19	6.4	ug/m3	1.625		TO-15	Total/NA
Benzene	1.3	J	2.6	0.88	ug/m3	1.625		TO-15	Total/NA

This Detection Summary does not include radiochemical test results.

Euofins Environment Testing Northern California, Air Toxics

Detection Summary

Client: S&ME Inc
Project/Site: Durham Parks

Job ID: 650-3362-1
SDG: 65000581

Client Sample ID: 822-LFGP-7 (Continued)

Lab Sample ID: 650-3362-7

Analyte	Result	Qualifier	RL	MDL	Unit	Dil Fac	D	Method	Prep Type
Cyclohexane	2.9		2.8	0.95	ug/m3	1.625		TO-15	Total/NA
Methane	0.12		0.00016	0.000054	% v/v	1.625		D1946	Total/NA

Client Sample ID: 822-LFGP-8

Lab Sample ID: 650-3362-8

Analyte	Result	Qualifier	RL	MDL	Unit	Dil Fac	D	Method	Prep Type
2-Propanol	7.1	J	7.5	2.5	ug/m3	1.516		TO-15	Total/NA
Acetone	7.9	J	18	6.0	ug/m3	1.516		TO-15	Total/NA
Freon 12	2.2	J	3.7	1.3	ug/m3	1.516		TO-15	Total/NA
Tetrachloroethene	63		5.1	1.7	ug/m3	1.516		TO-15	Total/NA

Client Sample ID: 822-LFGP-9

Lab Sample ID: 650-3362-9

Analyte	Result	Qualifier	RL	MDL	Unit	Dil Fac	D	Method	Prep Type
2-Propanol	6.6	J	7.8	2.6	ug/m3	1.587		TO-15	Total/NA
Freon 113	23		6.1	2.1	ug/m3	1.587		TO-15	Total/NA
Freon 12	2.0	J	3.9	1.3	ug/m3	1.587		TO-15	Total/NA

Client Sample ID: 822-LFGP-DUP

Lab Sample ID: 650-3362-10

Analyte	Result	Qualifier	RL	MDL	Unit	Dil Fac	D	Method	Prep Type
1,4-Dioxane	3.3	J	5.1	1.7	ug/m3	1.421		TO-15	Total/NA
2-Butanone (MEK)	5.9	J	8.4	2.8	ug/m3	1.421		TO-15	Total/NA
Acetone	100		17	5.6	ug/m3	1.421		TO-15	Total/NA
Freon 12	1.8	J	3.5	1.2	ug/m3	1.421		TO-15	Total/NA
Tetrachloroethene	14		4.8	1.6	ug/m3	1.421		TO-15	Total/NA

Client Sample ID: 822-LFGP-DUP-2

Lab Sample ID: 650-3362-11

Analyte	Result	Qualifier	RL	MDL	Unit	Dil Fac	D	Method	Prep Type
Acetone	7.0	J	18	6.0	ug/m3	1.516		TO-15	Total/NA
Benzene	3.4		2.4	0.82	ug/m3	1.516		TO-15	Total/NA
Cyclohexane	3.9		2.6	0.89	ug/m3	1.516		TO-15	Total/NA
Freon 12	39		3.7	1.3	ug/m3	1.516		TO-15	Total/NA
Methylene Chloride	1.9	J	5.3	1.7	ug/m3	1.516		TO-15	Total/NA
Methane	0.20		0.00015	0.000050	% v/v	1.516		D1946	Total/NA

Client Sample ID: 822-LFGP-10

Lab Sample ID: 650-3362-12

Analyte	Result	Qualifier	RL	MDL	Unit	Dil Fac	D	Method	Prep Type
2-Propanol	5.5	J	7.8	2.6	ug/m3	1.587		TO-15	Total/NA
Acetone	23		19	6.3	ug/m3	1.587		TO-15	Total/NA
Ethanol	5.3	J *-	15	5.0	ug/m3	1.587		TO-15	Total/NA
Freon 12	1.6	J	3.9	1.3	ug/m3	1.587		TO-15	Total/NA
Methylene Chloride	2.0	J	5.5	1.8	ug/m3	1.587		TO-15	Total/NA
Tetrachloroethene	2.4	J	5.4	1.8	ug/m3	1.587		TO-15	Total/NA
Methane	0.00026		0.00016	0.000052	% v/v	1.587		D1946	Total/NA

This Detection Summary does not include radiochemical test results.

Eurofins Environment Testing Northern California, Air Toxics

Client Sample Results

Client: S&ME Inc
Project/Site: Durham Parks

Job ID: 650-3362-1
SDG: 65000581

Client Sample ID: 822-LFGP-1

Lab Sample ID: 650-3362-1

Date Collected: 12/19/25 15:33

Matrix: Air

Date Received: 01/02/26 09:29

Sample Container: Summa Canister 6L

Method: EPA TO-15 - Volatile Organic Compounds in Air (GC/MS)

Analyte	Result	Qualifier	RL	MDL	Unit	D	Prepared	Analyzed	Dil Fac
1,1,1-Trichloroethane	ND		4.2	1.4	ug/m3			01/16/26 16:54	1.55
1,1,2,2-Tetrachloroethane	ND		5.3	1.8	ug/m3			01/16/26 16:54	1.55
1,1,2-Trichloroethane	ND		4.2	1.4	ug/m3			01/16/26 16:54	1.55
1,1-Dichloroethane	ND		3.1	1.1	ug/m3			01/16/26 16:54	1.55
1,1-Dichloroethene	ND		3.1	1.0	ug/m3			01/16/26 16:54	1.55
1,2,4-Trichlorobenzene	ND		23	7.7	ug/m3			01/16/26 16:54	1.55
1,2,4-Trimethylbenzene	ND		3.8	1.3	ug/m3			01/16/26 16:54	1.55
1,2-Dibromoethane (EDB)	ND		6.0	2.0	ug/m3			01/16/26 16:54	1.55
1,2-Dichlorobenzene	ND		4.7	1.6	ug/m3			01/16/26 16:54	1.55
1,2-Dichloroethane	ND		3.1	1.1	ug/m3			01/16/26 16:54	1.55
1,2-Dichloropropane	ND		3.6	1.2	ug/m3			01/16/26 16:54	1.55
1,3,5-Trimethylbenzene	ND		3.8	1.3	ug/m3			01/16/26 16:54	1.55
1,3-Butadiene	ND		1.7	0.58	ug/m3			01/16/26 16:54	1.55
1,3-Dichlorobenzene	ND		4.7	1.6	ug/m3			01/16/26 16:54	1.55
1,4-Dichlorobenzene	ND		4.7	1.6	ug/m3			01/16/26 16:54	1.55
1,4-Dioxane	ND		5.6	1.8	ug/m3			01/16/26 16:54	1.55
2,2,4-Trimethylpentane	ND		3.6	1.2	ug/m3			01/16/26 16:54	1.55
2-Butanone (MEK)	ND		9.1	3.1	ug/m3			01/16/26 16:54	1.55
2-Hexanone	ND		13	4.3	ug/m3			01/16/26 16:54	1.55
2-Propanol	2.9	J	7.6	2.6	ug/m3			01/16/26 16:54	1.55
3-Chloropropene	ND		2.4	0.82	ug/m3			01/16/26 16:54	1.55
4-Ethyltoluene	ND		3.8	1.3	ug/m3			01/16/26 16:54	1.55
4-Methyl-2-pentanone (MIBK)	ND		3.2	1.1	ug/m3			01/16/26 16:54	1.55
Acetone	ND		18	6.1	ug/m3			01/16/26 16:54	1.55
alpha-Chlorotoluene	ND		4.0	1.4	ug/m3			01/16/26 16:54	1.55
Benzene	ND		2.5	0.84	ug/m3			01/16/26 16:54	1.55
Bromodichloromethane	ND		5.2	1.8	ug/m3			01/16/26 16:54	1.55
Bromoform	ND		8.0	2.7	ug/m3			01/16/26 16:54	1.55
Bromomethane	ND		6.0	2.0	ug/m3			01/16/26 16:54	1.55
Carbon disulfide	ND		9.7	3.2	ug/m3			01/16/26 16:54	1.55
Carbon tetrachloride	ND		4.9	1.7	ug/m3			01/16/26 16:54	1.55
Chlorobenzene	ND		3.6	1.2	ug/m3			01/16/26 16:54	1.55
Chloroethane	ND		8.2	2.7	ug/m3			01/16/26 16:54	1.55
Chloroform	ND		3.8	1.3	ug/m3			01/16/26 16:54	1.55
Chloromethane	ND		16	5.3	ug/m3			01/16/26 16:54	1.55
cis-1,2-Dichloroethene	ND		3.1	1.0	ug/m3			01/16/26 16:54	1.55
cis-1,3-Dichloropropene	ND		3.5	1.2	ug/m3			01/16/26 16:54	1.55
Cumene	ND		3.8	1.3	ug/m3			01/16/26 16:54	1.55
Cyclohexane	ND		2.7	0.91	ug/m3			01/16/26 16:54	1.55
Dibromochloromethane	ND		6.6	2.2	ug/m3			01/16/26 16:54	1.55
Ethanol	ND	*	15	4.9	ug/m3			01/16/26 16:54	1.55
Ethylbenzene	ND		3.4	1.1	ug/m3			01/16/26 16:54	1.55
Freon 11	ND		4.4	1.5	ug/m3			01/16/26 16:54	1.55
Freon 113	ND		5.9	2.0	ug/m3			01/16/26 16:54	1.55
Freon 12	2.0	J	3.8	1.3	ug/m3			01/16/26 16:54	1.55
Freon-114	ND		5.4	1.8	ug/m3			01/16/26 16:54	1.55
Heptane	ND		3.2	1.1	ug/m3			01/16/26 16:54	1.55
Hexachlorobutadiene	ND		33	11	ug/m3			01/16/26 16:54	1.55

Client Sample Results

Client: S&ME Inc
Project/Site: Durham Parks

Job ID: 650-3362-1
SDG: 65000581

Client Sample ID: 822-LFGP-1

Lab Sample ID: 650-3362-1

Date Collected: 12/19/25 15:33

Matrix: Air

Date Received: 01/02/26 09:29

Sample Container: Summa Canister 6L

Method: EPA TO-15 - Volatile Organic Compounds in Air (GC/MS) (Continued)

Analyte	Result	Qualifier	RL	MDL	Unit	D	Prepared	Analyzed	Dil Fac
Hexane	ND		2.7	0.93	ug/m3			01/16/26 16:54	1.55
m,p-Xylenes	ND		6.7	2.2	ug/m3			01/16/26 16:54	1.55
Methyl tert-butyl ether	ND		11	3.7	ug/m3			01/16/26 16:54	1.55
Methylene Chloride	ND		5.4	1.8	ug/m3			01/16/26 16:54	1.55
Naphthalene	ND		8.1	1.4	ug/m3			01/16/26 16:54	1.55
o-Xylene	ND		3.4	1.1	ug/m3			01/16/26 16:54	1.55
Propylbenzene	ND		3.8	1.3	ug/m3			01/16/26 16:54	1.55
Styrene	ND		3.3	1.1	ug/m3			01/16/26 16:54	1.55
Tetrachloroethene	13		5.3	1.8	ug/m3			01/16/26 16:54	1.55
Tetrahydrofuran	ND	*	2.3	0.78	ug/m3			01/16/26 16:54	1.55
Toluene	ND		5.8	1.9	ug/m3			01/16/26 16:54	1.55
trans-1,2-Dichloroethene	ND		3.1	1.0	ug/m3			01/16/26 16:54	1.55
trans-1,3-Dichloropropene	ND		3.5	1.2	ug/m3			01/16/26 16:54	1.55
Trichloroethene	ND		4.2	1.4	ug/m3			01/16/26 16:54	1.55
Vinyl chloride	ND		2.0	0.67	ug/m3			01/16/26 16:54	1.55
Surrogate	%Recovery	Qualifier	Limits				Prepared	Analyzed	Dil Fac
1,2-Dichloroethane-d4 (Surr)	91		70 - 130					01/16/26 16:54	1.55
4-Bromofluorobenzene (Surr)	107		70 - 130					01/16/26 16:54	1.55
Toluene-d8 (Surr)	98		70 - 130					01/16/26 16:54	1.55

Method: ASTM D1946 - Fixed Gases and Light Hydrocarbons in Air by GC/FID/TC/D

Analyte	Result	Qualifier	RL	MDL	Unit	D	Prepared	Analyzed	Dil Fac
Methane	ND		0.00016	0.000051	% v/v			01/16/26 13:46	1.55

Client Sample ID: 822-LFGP-2

Lab Sample ID: 650-3362-2

Date Collected: 12/19/25 14:50

Matrix: Air

Date Received: 01/02/26 09:29

Sample Container: Summa Canister 6L

Method: EPA TO-15 - Volatile Organic Compounds in Air (GC/MS)

Analyte	Result	Qualifier	RL	MDL	Unit	D	Prepared	Analyzed	Dil Fac
1,1,1-Trichloroethane	ND		4.1	1.4	ug/m3			01/16/26 17:23	1.516
1,1,2,2-Tetrachloroethane	ND		5.2	1.8	ug/m3			01/16/26 17:23	1.516
1,1,2-Trichloroethane	ND		4.1	1.4	ug/m3			01/16/26 17:23	1.516
1,1-Dichloroethane	ND		3.1	1.0	ug/m3			01/16/26 17:23	1.516
1,1-Dichloroethene	ND		3.0	1.0	ug/m3			01/16/26 17:23	1.516
1,2,4-Trichlorobenzene	ND		23	7.5	ug/m3			01/16/26 17:23	1.516
1,2,4-Trimethylbenzene	ND		3.7	1.3	ug/m3			01/16/26 17:23	1.516
1,2-Dibromoethane (EDB)	ND		5.8	2.0	ug/m3			01/16/26 17:23	1.516
1,2-Dichlorobenzene	ND		4.6	1.5	ug/m3			01/16/26 17:23	1.516
1,2-Dichloroethane	ND		3.1	1.0	ug/m3			01/16/26 17:23	1.516
1,2-Dichloropropane	ND		3.5	1.2	ug/m3			01/16/26 17:23	1.516
1,3,5-Trimethylbenzene	ND		3.7	1.3	ug/m3			01/16/26 17:23	1.516
1,3-Butadiene	ND		1.7	0.57	ug/m3			01/16/26 17:23	1.516
1,3-Dichlorobenzene	ND		4.6	1.5	ug/m3			01/16/26 17:23	1.516
1,4-Dichlorobenzene	ND		4.6	1.5	ug/m3			01/16/26 17:23	1.516
1,4-Dioxane	ND		5.5	1.8	ug/m3			01/16/26 17:23	1.516
2,2,4-Trimethylpentane	ND		3.5	1.2	ug/m3			01/16/26 17:23	1.516

Client Sample Results

Client: S&ME Inc
Project/Site: Durham Parks

Job ID: 650-3362-1
SDG: 65000581

Client Sample ID: 822-LFGP-2

Lab Sample ID: 650-3362-2

Date Collected: 12/19/25 14:50

Matrix: Air

Date Received: 01/02/26 09:29

Sample Container: Summa Canister 6L

Method: EPA TO-15 - Volatile Organic Compounds in Air (GC/MS) (Continued)

Analyte	Result	Qualifier	RL	MDL	Unit	D	Prepared	Analyzed	Dil Fac
2-Butanone (MEK)	ND		8.9	3.0	ug/m3			01/16/26 17:23	1.516
2-Hexanone	ND		12	4.2	ug/m3			01/16/26 17:23	1.516
2-Propanol	2.5	J	7.5	2.5	ug/m3			01/16/26 17:23	1.516
3-Chloropropene	ND		2.4	0.81	ug/m3			01/16/26 17:23	1.516
4-Ethyltoluene	ND		3.7	1.3	ug/m3			01/16/26 17:23	1.516
4-Methyl-2-pentanone (MIBK)	ND		3.1	1.1	ug/m3			01/16/26 17:23	1.516
Acetone	11	J	18	6.0	ug/m3			01/16/26 17:23	1.516
alpha-Chlorotoluene	ND		3.9	1.3	ug/m3			01/16/26 17:23	1.516
Benzene	ND		2.4	0.82	ug/m3			01/16/26 17:23	1.516
Bromodichloromethane	ND		5.1	1.7	ug/m3			01/16/26 17:23	1.516
Bromoform	ND		7.8	2.7	ug/m3			01/16/26 17:23	1.516
Bromomethane	ND		5.9	1.9	ug/m3			01/16/26 17:23	1.516
Carbon disulfide	ND		9.4	3.2	ug/m3			01/16/26 17:23	1.516
Carbon tetrachloride	ND		4.8	1.6	ug/m3			01/16/26 17:23	1.516
Chlorobenzene	ND		3.5	1.2	ug/m3			01/16/26 17:23	1.516
Chloroethane	ND		8.0	2.7	ug/m3			01/16/26 17:23	1.516
Chloroform	ND		3.7	1.3	ug/m3			01/16/26 17:23	1.516
Chloromethane	ND		16	5.2	ug/m3			01/16/26 17:23	1.516
cis-1,2-Dichloroethene	ND		3.0	1.0	ug/m3			01/16/26 17:23	1.516
cis-1,3-Dichloropropene	ND		3.4	1.2	ug/m3			01/16/26 17:23	1.516
Cumene	ND		3.7	1.3	ug/m3			01/16/26 17:23	1.516
Cyclohexane	ND		2.6	0.89	ug/m3			01/16/26 17:23	1.516
Dibromochloromethane	ND		6.5	2.2	ug/m3			01/16/26 17:23	1.516
Ethanol	ND	*	14	4.8	ug/m3			01/16/26 17:23	1.516
Ethylbenzene	ND		3.3	1.1	ug/m3			01/16/26 17:23	1.516
Freon 11	ND		4.3	1.4	ug/m3			01/16/26 17:23	1.516
Freon 113	ND		5.8	2.0	ug/m3			01/16/26 17:23	1.516
Freon 12	2.1	J	3.7	1.3	ug/m3			01/16/26 17:23	1.516
Freon-114	ND		5.3	1.8	ug/m3			01/16/26 17:23	1.516
Heptane	ND		3.1	1.1	ug/m3			01/16/26 17:23	1.516
Hexachlorobutadiene	ND		32	11	ug/m3			01/16/26 17:23	1.516
Hexane	ND		2.7	0.91	ug/m3			01/16/26 17:23	1.516
m,p-Xylenes	ND		6.6	2.2	ug/m3			01/16/26 17:23	1.516
Methyl tert-butyl ether	ND		11	3.7	ug/m3			01/16/26 17:23	1.516
Methylene Chloride	ND		5.3	1.7	ug/m3			01/16/26 17:23	1.516
Naphthalene	ND		7.9	1.4	ug/m3			01/16/26 17:23	1.516
o-Xylene	ND		3.3	1.1	ug/m3			01/16/26 17:23	1.516
Propylbenzene	ND		3.7	1.3	ug/m3			01/16/26 17:23	1.516
Styrene	ND		3.2	1.1	ug/m3			01/16/26 17:23	1.516
Tetrachloroethene	ND		5.1	1.7	ug/m3			01/16/26 17:23	1.516
Tetrahydrofuran	ND	*	2.2	0.76	ug/m3			01/16/26 17:23	1.516
Toluene	ND		5.7	1.9	ug/m3			01/16/26 17:23	1.516
trans-1,2-Dichloroethene	ND		3.0	1.0	ug/m3			01/16/26 17:23	1.516
trans-1,3-Dichloropropene	ND		3.4	1.2	ug/m3			01/16/26 17:23	1.516
Trichloroethene	ND		4.1	1.4	ug/m3			01/16/26 17:23	1.516
Vinyl chloride	ND		1.9	0.66	ug/m3			01/16/26 17:23	1.516

Surrogate	%Recovery	Qualifier	Limits	Prepared	Analyzed	Dil Fac
1,2-Dichloroethane-d4 (Surr)	90		70 - 130		01/16/26 17:23	1.516

Eurofins Environment Testing Northern California, Air Toxics

Client Sample Results

Client: S&ME Inc
Project/Site: Durham Parks

Job ID: 650-3362-1
SDG: 65000581

Client Sample ID: 822-LFGP-2

Lab Sample ID: 650-3362-2

Date Collected: 12/19/25 14:50

Matrix: Air

Date Received: 01/02/26 09:29

Sample Container: Summa Canister 6L

Method: EPA TO-15 - Volatile Organic Compounds in Air (GC/MS) (Continued)

Surrogate	%Recovery	Qualifier	Limits	Prepared	Analyzed	Dil Fac
4-Bromofluorobenzene (Surr)	106		70 - 130		01/16/26 17:23	1.516
Toluene-d8 (Surr)	97		70 - 130		01/16/26 17:23	1.516

Method: ASTM D1946 - Fixed Gases and Light Hydrocarbons in Air by GC/FID/TCD

Analyte	Result	Qualifier	RL	MDL	Unit	D	Prepared	Analyzed	Dil Fac
Methane	ND		0.00015	0.000050	% v/v			01/16/26 14:12	1.516

Client Sample ID: 822-LFGP-3

Lab Sample ID: 650-3362-3

Date Collected: 12/19/25 15:13

Matrix: Air

Date Received: 01/02/26 09:29

Sample Container: Summa Canister 6L

Method: EPA TO-15 - Volatile Organic Compounds in Air (GC/MS)

Analyte	Result	Qualifier	RL	MDL	Unit	D	Prepared	Analyzed	Dil Fac
1,1,1-Trichloroethane	ND		4.2	1.4	ug/m3			01/16/26 17:51	1.55
1,1,2,2-Tetrachloroethane	ND		5.3	1.8	ug/m3			01/16/26 17:51	1.55
1,1,2-Trichloroethane	ND		4.2	1.4	ug/m3			01/16/26 17:51	1.55
1,1-Dichloroethane	ND		3.1	1.1	ug/m3			01/16/26 17:51	1.55
1,1-Dichloroethene	ND		3.1	1.0	ug/m3			01/16/26 17:51	1.55
1,2,4-Trichlorobenzene	ND		23	7.7	ug/m3			01/16/26 17:51	1.55
1,2,4-Trimethylbenzene	ND		3.8	1.3	ug/m3			01/16/26 17:51	1.55
1,2-Dibromoethane (EDB)	ND		6.0	2.0	ug/m3			01/16/26 17:51	1.55
1,2-Dichlorobenzene	ND		4.7	1.6	ug/m3			01/16/26 17:51	1.55
1,2-Dichloroethane	ND		3.1	1.1	ug/m3			01/16/26 17:51	1.55
1,2-Dichloropropane	ND		3.6	1.2	ug/m3			01/16/26 17:51	1.55
1,3,5-Trimethylbenzene	ND		3.8	1.3	ug/m3			01/16/26 17:51	1.55
1,3-Butadiene	ND		1.7	0.58	ug/m3			01/16/26 17:51	1.55
1,3-Dichlorobenzene	ND		4.7	1.6	ug/m3			01/16/26 17:51	1.55
1,4-Dichlorobenzene	ND		4.7	1.6	ug/m3			01/16/26 17:51	1.55
1,4-Dioxane	ND		5.6	1.8	ug/m3			01/16/26 17:51	1.55
2,2,4-Trimethylpentane	ND		3.6	1.2	ug/m3			01/16/26 17:51	1.55
2-Butanone (MEK)	ND		9.1	3.1	ug/m3			01/16/26 17:51	1.55
2-Hexanone	ND		13	4.3	ug/m3			01/16/26 17:51	1.55
2-Propanol	2.8	J	7.6	2.6	ug/m3			01/16/26 17:51	1.55
3-Chloropropene	ND		2.4	0.82	ug/m3			01/16/26 17:51	1.55
4-Ethyltoluene	ND		3.8	1.3	ug/m3			01/16/26 17:51	1.55
4-Methyl-2-pentanone (MIBK)	ND		3.2	1.1	ug/m3			01/16/26 17:51	1.55
Acetone	10	J	18	6.1	ug/m3			01/16/26 17:51	1.55
alpha-Chlorotoluene	ND		4.0	1.4	ug/m3			01/16/26 17:51	1.55
Benzene	ND		2.5	0.84	ug/m3			01/16/26 17:51	1.55
Bromodichloromethane	ND		5.2	1.8	ug/m3			01/16/26 17:51	1.55
Bromoform	ND		8.0	2.7	ug/m3			01/16/26 17:51	1.55
Bromomethane	ND		6.0	2.0	ug/m3			01/16/26 17:51	1.55
Carbon disulfide	ND		9.7	3.2	ug/m3			01/16/26 17:51	1.55
Carbon tetrachloride	ND		4.9	1.7	ug/m3			01/16/26 17:51	1.55
Chlorobenzene	ND		3.6	1.2	ug/m3			01/16/26 17:51	1.55
Chloroethane	ND		8.2	2.7	ug/m3			01/16/26 17:51	1.55
Chloroform	1.7	J	3.8	1.3	ug/m3			01/16/26 17:51	1.55
Chloromethane	ND		16	5.3	ug/m3			01/16/26 17:51	1.55

Eurofins Environment Testing Northern California, Air Toxics

Client Sample Results

Client: S&ME Inc
Project/Site: Durham Parks

Job ID: 650-3362-1
SDG: 65000581

Client Sample ID: 822-LFGP-3

Lab Sample ID: 650-3362-3

Date Collected: 12/19/25 15:13

Matrix: Air

Date Received: 01/02/26 09:29

Sample Container: Summa Canister 6L

Method: EPA TO-15 - Volatile Organic Compounds in Air (GC/MS) (Continued)

Analyte	Result	Qualifier	RL	MDL	Unit	D	Prepared	Analyzed	Dil Fac
cis-1,2-Dichloroethene	ND		3.1	1.0	ug/m3			01/16/26 17:51	1.55
cis-1,3-Dichloropropene	ND		3.5	1.2	ug/m3			01/16/26 17:51	1.55
Cumene	ND		3.8	1.3	ug/m3			01/16/26 17:51	1.55
Cyclohexane	ND		2.7	0.91	ug/m3			01/16/26 17:51	1.55
Dibromochloromethane	ND		6.6	2.2	ug/m3			01/16/26 17:51	1.55
Ethanol	ND	*	15	4.9	ug/m3			01/16/26 17:51	1.55
Ethylbenzene	ND		3.4	1.1	ug/m3			01/16/26 17:51	1.55
Freon 11	ND		4.4	1.5	ug/m3			01/16/26 17:51	1.55
Freon 113	ND		5.9	2.0	ug/m3			01/16/26 17:51	1.55
Freon 12	2.0	J	3.8	1.3	ug/m3			01/16/26 17:51	1.55
Freon-114	ND		5.4	1.8	ug/m3			01/16/26 17:51	1.55
Heptane	ND		3.2	1.1	ug/m3			01/16/26 17:51	1.55
Hexachlorobutadiene	ND		33	11	ug/m3			01/16/26 17:51	1.55
Hexane	ND		2.7	0.93	ug/m3			01/16/26 17:51	1.55
m,p-Xylenes	ND		6.7	2.2	ug/m3			01/16/26 17:51	1.55
Methyl tert-butyl ether	ND		11	3.7	ug/m3			01/16/26 17:51	1.55
Methylene Chloride	1.9	J	5.4	1.8	ug/m3			01/16/26 17:51	1.55
Naphthalene	ND		8.1	1.4	ug/m3			01/16/26 17:51	1.55
o-Xylene	ND		3.4	1.1	ug/m3			01/16/26 17:51	1.55
Propylbenzene	ND		3.8	1.3	ug/m3			01/16/26 17:51	1.55
Styrene	ND		3.3	1.1	ug/m3			01/16/26 17:51	1.55
Tetrachloroethene	ND		5.3	1.8	ug/m3			01/16/26 17:51	1.55
Tetrahydrofuran	ND	*	2.3	0.78	ug/m3			01/16/26 17:51	1.55
Toluene	ND		5.8	1.9	ug/m3			01/16/26 17:51	1.55
trans-1,2-Dichloroethene	ND		3.1	1.0	ug/m3			01/16/26 17:51	1.55
trans-1,3-Dichloropropene	ND		3.5	1.2	ug/m3			01/16/26 17:51	1.55
Trichloroethene	ND		4.2	1.4	ug/m3			01/16/26 17:51	1.55
Vinyl chloride	ND		2.0	0.67	ug/m3			01/16/26 17:51	1.55
Surrogate	%Recovery	Qualifier	Limits				Prepared	Analyzed	Dil Fac
1,2-Dichloroethane-d4 (Surr)	91		70 - 130					01/16/26 17:51	1.55
4-Bromofluorobenzene (Surr)	108		70 - 130					01/16/26 17:51	1.55
Toluene-d8 (Surr)	97		70 - 130					01/16/26 17:51	1.55

Method: ASTM D1946 - Fixed Gases and Light Hydrocarbons in Air by GC/FID/TCID

Analyte	Result	Qualifier	RL	MDL	Unit	D	Prepared	Analyzed	Dil Fac
Methane	ND		0.00016	0.000051	% v/v			01/16/26 14:36	1.55

Client Sample ID: 822-LFGP-4

Lab Sample ID: 650-3362-4

Date Collected: 12/19/25 14:36

Matrix: Air

Date Received: 01/02/26 09:29

Sample Container: Summa Canister 6L

Method: EPA TO-15 - Volatile Organic Compounds in Air (GC/MS)

Analyte	Result	Qualifier	RL	MDL	Unit	D	Prepared	Analyzed	Dil Fac
1,1,1-Trichloroethane	ND		4.3	1.5	ug/m3			01/16/26 18:20	1.587
1,1,2,2-Tetrachloroethane	ND		5.4	1.9	ug/m3			01/16/26 18:20	1.587
1,1,2-Trichloroethane	ND		4.3	1.5	ug/m3			01/16/26 18:20	1.587
1,1-Dichloroethane	ND		3.2	1.1	ug/m3			01/16/26 18:20	1.587

Client Sample Results

Client: S&ME Inc
Project/Site: Durham Parks

Job ID: 650-3362-1
SDG: 65000581

Client Sample ID: 822-LFGP-4

Lab Sample ID: 650-3362-4

Date Collected: 12/19/25 14:36

Matrix: Air

Date Received: 01/02/26 09:29

Sample Container: Summa Canister 6L

Method: EPA TO-15 - Volatile Organic Compounds in Air (GC/MS) (Continued)

Analyte	Result	Qualifier	RL	MDL	Unit	D	Prepared	Analyzed	Dil Fac
1,1-Dichloroethene	ND		3.1	1.1	ug/m3			01/16/26 18:20	1.587
1,2,4-Trichlorobenzene	ND		24	7.9	ug/m3			01/16/26 18:20	1.587
1,2,4-Trimethylbenzene	ND		3.9	1.3	ug/m3			01/16/26 18:20	1.587
1,2-Dibromoethane (EDB)	ND		6.1	2.1	ug/m3			01/16/26 18:20	1.587
1,2-Dichlorobenzene	ND		4.8	1.6	ug/m3			01/16/26 18:20	1.587
1,2-Dichloroethane	ND		3.2	1.1	ug/m3			01/16/26 18:20	1.587
1,2-Dichloropropane	ND		3.7	1.2	ug/m3			01/16/26 18:20	1.587
1,3,5-Trimethylbenzene	ND		3.9	1.3	ug/m3			01/16/26 18:20	1.587
1,3-Butadiene	ND		1.8	0.60	ug/m3			01/16/26 18:20	1.587
1,3-Dichlorobenzene	ND		4.8	1.6	ug/m3			01/16/26 18:20	1.587
1,4-Dichlorobenzene	ND		4.8	1.6	ug/m3			01/16/26 18:20	1.587
1,4-Dioxane	ND		5.7	1.9	ug/m3			01/16/26 18:20	1.587
2,2,4-Trimethylpentane	ND		3.7	1.3	ug/m3			01/16/26 18:20	1.587
2-Butanone (MEK)	ND		9.4	3.1	ug/m3			01/16/26 18:20	1.587
2-Hexanone	ND		13	4.4	ug/m3			01/16/26 18:20	1.587
2-Propanol	ND		7.8	2.6	ug/m3			01/16/26 18:20	1.587
3-Chloropropene	ND		2.5	0.84	ug/m3			01/16/26 18:20	1.587
4-Ethyltoluene	ND		3.9	1.3	ug/m3			01/16/26 18:20	1.587
4-Methyl-2-pentanone (MIBK)	ND		3.3	1.1	ug/m3			01/16/26 18:20	1.587
Acetone	11	J	19	6.3	ug/m3			01/16/26 18:20	1.587
alpha-Chlorotoluene	ND		4.1	1.4	ug/m3			01/16/26 18:20	1.587
Benzene	ND		2.5	0.86	ug/m3			01/16/26 18:20	1.587
Bromodichloromethane	ND		5.3	1.8	ug/m3			01/16/26 18:20	1.587
Bromoform	ND		8.2	2.8	ug/m3			01/16/26 18:20	1.587
Bromomethane	ND		6.2	2.0	ug/m3			01/16/26 18:20	1.587
Carbon disulfide	ND		9.9	3.3	ug/m3			01/16/26 18:20	1.587
Carbon tetrachloride	ND		5.0	1.7	ug/m3			01/16/26 18:20	1.587
Chlorobenzene	ND		3.7	1.2	ug/m3			01/16/26 18:20	1.587
Chloroethane	ND		8.4	2.8	ug/m3			01/16/26 18:20	1.587
Chloroform	ND		3.9	1.3	ug/m3			01/16/26 18:20	1.587
Chloromethane	ND		16	5.5	ug/m3			01/16/26 18:20	1.587
cis-1,2-Dichloroethene	ND		3.1	1.1	ug/m3			01/16/26 18:20	1.587
cis-1,3-Dichloropropene	ND		3.6	1.2	ug/m3			01/16/26 18:20	1.587
Cumene	ND		3.9	1.3	ug/m3			01/16/26 18:20	1.587
Cyclohexane	ND		2.7	0.93	ug/m3			01/16/26 18:20	1.587
Dibromochloromethane	ND		6.8	2.3	ug/m3			01/16/26 18:20	1.587
Ethanol	ND	*-	15	5.0	ug/m3			01/16/26 18:20	1.587
Ethylbenzene	ND		3.4	1.2	ug/m3			01/16/26 18:20	1.587
Freon 11	ND		4.5	1.5	ug/m3			01/16/26 18:20	1.587
Freon 113	ND		6.1	2.1	ug/m3			01/16/26 18:20	1.587
Freon 12	2.2	J	3.9	1.3	ug/m3			01/16/26 18:20	1.587
Freon-114	ND		5.5	1.9	ug/m3			01/16/26 18:20	1.587
Heptane	ND		3.3	1.1	ug/m3			01/16/26 18:20	1.587
Hexachlorobutadiene	ND		34	11	ug/m3			01/16/26 18:20	1.587
Hexane	ND		2.8	0.95	ug/m3			01/16/26 18:20	1.587
m,p-Xylenes	ND		6.9	2.3	ug/m3			01/16/26 18:20	1.587
Methyl tert-butyl ether	ND		11	3.8	ug/m3			01/16/26 18:20	1.587
Methylene Chloride	ND		5.5	1.8	ug/m3			01/16/26 18:20	1.587

Client Sample Results

Client: S&ME Inc
Project/Site: Durham Parks

Job ID: 650-3362-1
SDG: 65000581

Client Sample ID: 822-LFGP-4

Lab Sample ID: 650-3362-4

Date Collected: 12/19/25 14:36

Matrix: Air

Date Received: 01/02/26 09:29

Sample Container: Summa Canister 6L

Method: EPA TO-15 - Volatile Organic Compounds in Air (GC/MS) (Continued)

Analyte	Result	Qualifier	RL	MDL	Unit	D	Prepared	Analyzed	Dil Fac
Naphthalene	ND		8.3	1.4	ug/m3			01/16/26 18:20	1.587
o-Xylene	ND		3.4	1.2	ug/m3			01/16/26 18:20	1.587
Propylbenzene	ND		3.9	1.3	ug/m3			01/16/26 18:20	1.587
Styrene	ND		3.4	1.1	ug/m3			01/16/26 18:20	1.587
Tetrachloroethene	ND		5.4	1.8	ug/m3			01/16/26 18:20	1.587
Tetrahydrofuran	ND	*	2.3	0.80	ug/m3			01/16/26 18:20	1.587
Toluene	ND		6.0	2.0	ug/m3			01/16/26 18:20	1.587
trans-1,2-Dichloroethene	ND		3.1	1.1	ug/m3			01/16/26 18:20	1.587
trans-1,3-Dichloropropene	ND		3.6	1.2	ug/m3			01/16/26 18:20	1.587
Trichloroethene	ND		4.3	1.4	ug/m3			01/16/26 18:20	1.587
Vinyl chloride	ND		2.0	0.69	ug/m3			01/16/26 18:20	1.587
Surrogate	%Recovery	Qualifier	Limits				Prepared	Analyzed	Dil Fac
1,2-Dichloroethane-d4 (Surr)	85		70 - 130					01/16/26 18:20	1.587
4-Bromofluorobenzene (Surr)	105		70 - 130					01/16/26 18:20	1.587
Toluene-d8 (Surr)	99		70 - 130					01/16/26 18:20	1.587

Method: ASTM D1946 - Fixed Gases and Light Hydrocarbons in Air by GC/FID/TCID

Analyte	Result	Qualifier	RL	MDL	Unit	D	Prepared	Analyzed	Dil Fac
Methane	0.00018		0.00016	0.000052	% v/v			01/16/26 15:02	1.587

Client Sample ID: 822-LFGP-5

Lab Sample ID: 650-3362-5

Date Collected: 12/19/25 13:39

Matrix: Air

Date Received: 01/02/26 09:29

Sample Container: Summa Canister 6L

Method: EPA TO-15 - Volatile Organic Compounds in Air (GC/MS)

Analyte	Result	Qualifier	RL	MDL	Unit	D	Prepared	Analyzed	Dil Fac
1,1,1-Trichloroethane	ND		3.6	1.2	ug/m3			01/16/26 19:10	1.311
1,1,1,2-Tetrachloroethane	ND		4.5	1.5	ug/m3			01/16/26 19:10	1.311
1,1,2-Trichloroethane	ND		3.6	1.2	ug/m3			01/16/26 19:10	1.311
1,1-Dichloroethane	ND		2.7	0.90	ug/m3			01/16/26 19:10	1.311
1,1-Dichloroethene	ND		2.6	0.88	ug/m3			01/16/26 19:10	1.311
1,2,4-Trichlorobenzene	ND		19	6.5	ug/m3			01/16/26 19:10	1.311
1,2,4-Trimethylbenzene	ND		3.2	1.1	ug/m3			01/16/26 19:10	1.311
1,2-Dibromoethane (EDB)	ND		5.0	1.7	ug/m3			01/16/26 19:10	1.311
1,2-Dichlorobenzene	ND		3.9	1.3	ug/m3			01/16/26 19:10	1.311
1,2-Dichloroethane	ND		2.7	0.90	ug/m3			01/16/26 19:10	1.311
1,2-Dichloropropane	ND		3.0	1.0	ug/m3			01/16/26 19:10	1.311
1,3,5-Trimethylbenzene	ND		3.2	1.1	ug/m3			01/16/26 19:10	1.311
1,3-Butadiene	ND		1.5	0.49	ug/m3			01/16/26 19:10	1.311
1,3-Dichlorobenzene	ND		3.9	1.3	ug/m3			01/16/26 19:10	1.311
1,4-Dichlorobenzene	ND		3.9	1.3	ug/m3			01/16/26 19:10	1.311
1,4-Dioxane	ND		4.7	1.6	ug/m3			01/16/26 19:10	1.311
2,2,4-Trimethylpentane	ND		3.1	1.0	ug/m3			01/16/26 19:10	1.311
2-Butanone (MEK)	ND		7.7	2.6	ug/m3			01/16/26 19:10	1.311
2-Hexanone	ND		11	3.6	ug/m3			01/16/26 19:10	1.311
2-Propanol	2.9	J	6.4	2.2	ug/m3			01/16/26 19:10	1.311
3-Chloropropene	ND		2.1	0.70	ug/m3			01/16/26 19:10	1.311

Client Sample Results

Client: S&ME Inc
Project/Site: Durham Parks

Job ID: 650-3362-1
SDG: 65000581

Client Sample ID: 822-LFGP-5

Lab Sample ID: 650-3362-5

Date Collected: 12/19/25 13:39

Matrix: Air

Date Received: 01/02/26 09:29

Sample Container: Summa Canister 6L

Method: EPA TO-15 - Volatile Organic Compounds in Air (GC/MS) (Continued)

Analyte	Result	Qualifier	RL	MDL	Unit	D	Prepared	Analyzed	Dil Fac
4-Ethyltoluene	ND		3.2	1.1	ug/m3			01/16/26 19:10	1.311
4-Methyl-2-pentanone (MIBK)	ND		2.7	0.91	ug/m3			01/16/26 19:10	1.311
Acetone	6.8	J	16	5.2	ug/m3			01/16/26 19:10	1.311
alpha-Chlorotoluene	ND		3.4	1.2	ug/m3			01/16/26 19:10	1.311
Benzene	ND		2.1	0.71	ug/m3			01/16/26 19:10	1.311
Bromodichloromethane	ND		4.4	1.5	ug/m3			01/16/26 19:10	1.311
Bromoform	ND		6.8	2.3	ug/m3			01/16/26 19:10	1.311
Bromomethane	ND		5.1	1.7	ug/m3			01/16/26 19:10	1.311
Carbon disulfide	ND		8.2	2.7	ug/m3			01/16/26 19:10	1.311
Carbon tetrachloride	ND		4.1	1.4	ug/m3			01/16/26 19:10	1.311
Chlorobenzene	ND		3.0	1.0	ug/m3			01/16/26 19:10	1.311
Chloroethane	ND		6.9	2.3	ug/m3			01/16/26 19:10	1.311
Chloroform	2.1	J	3.2	1.1	ug/m3			01/16/26 19:10	1.311
Chloromethane	ND		14	4.5	ug/m3			01/16/26 19:10	1.311
cis-1,2-Dichloroethene	ND		2.6	0.88	ug/m3			01/16/26 19:10	1.311
cis-1,3-Dichloropropene	ND		3.0	1.0	ug/m3			01/16/26 19:10	1.311
Cumene	ND		3.2	1.1	ug/m3			01/16/26 19:10	1.311
Cyclohexane	ND		2.3	0.77	ug/m3			01/16/26 19:10	1.311
Dibromochloromethane	ND		5.6	1.9	ug/m3			01/16/26 19:10	1.311
Ethanol	7.5	J *-	12	4.1	ug/m3			01/16/26 19:10	1.311
Ethylbenzene	ND		2.8	0.97	ug/m3			01/16/26 19:10	1.311
Freon 11	ND		3.7	1.3	ug/m3			01/16/26 19:10	1.311
Freon 113	ND		5.0	1.7	ug/m3			01/16/26 19:10	1.311
Freon 12	2.4	J	3.2	1.1	ug/m3			01/16/26 19:10	1.311
Freon-114	ND		4.6	1.6	ug/m3			01/16/26 19:10	1.311
Heptane	ND		2.7	0.91	ug/m3			01/16/26 19:10	1.311
Hexachlorobutadiene	ND		28	9.4	ug/m3			01/16/26 19:10	1.311
Hexane	ND		2.3	0.79	ug/m3			01/16/26 19:10	1.311
m,p-Xylenes	ND		5.7	1.9	ug/m3			01/16/26 19:10	1.311
Methyl tert-butyl ether	ND		9.5	3.2	ug/m3			01/16/26 19:10	1.311
Methylene Chloride	ND		4.6	1.5	ug/m3			01/16/26 19:10	1.311
Naphthalene	ND		6.9	1.2	ug/m3			01/16/26 19:10	1.311
o-Xylene	ND		2.8	0.97	ug/m3			01/16/26 19:10	1.311
Propylbenzene	ND		3.2	1.1	ug/m3			01/16/26 19:10	1.311
Styrene	ND		2.8	0.95	ug/m3			01/16/26 19:10	1.311
Tetrachloroethene	ND		4.4	1.5	ug/m3			01/16/26 19:10	1.311
Tetrahydrofuran	ND	*-	1.9	0.66	ug/m3			01/16/26 19:10	1.311
Toluene	ND		4.9	1.6	ug/m3			01/16/26 19:10	1.311
trans-1,2-Dichloroethene	ND		2.6	0.88	ug/m3			01/16/26 19:10	1.311
trans-1,3-Dichloropropene	ND		3.0	1.0	ug/m3			01/16/26 19:10	1.311
Trichloroethene	ND		3.5	1.2	ug/m3			01/16/26 19:10	1.311
Vinyl chloride	ND		1.7	0.57	ug/m3			01/16/26 19:10	1.311
Surrogate	%Recovery	Qualifier	Limits				Prepared	Analyzed	Dil Fac
1,2-Dichloroethane-d4 (Surr)	91		70 - 130					01/16/26 19:10	1.311
4-Bromofluorobenzene (Surr)	104		70 - 130					01/16/26 19:10	1.311
Toluene-d8 (Surr)	98		70 - 130					01/16/26 19:10	1.311

Client Sample Results

Client: S&ME Inc
Project/Site: Durham Parks

Job ID: 650-3362-1
SDG: 65000581

Client Sample ID: 822-LFGP-5

Lab Sample ID: 650-3362-5

Date Collected: 12/19/25 13:39

Matrix: Air

Date Received: 01/02/26 09:29

Sample Container: Summa Canister 6L

Method: ASTM D1946 - Fixed Gases and Light Hydrocarbons in Air by GC/FID/TCD

Analyte	Result	Qualifier	RL	MDL	Unit	D	Prepared	Analyzed	Dil Fac
Methane	ND		0.00013	0.000043	% v/v			01/16/26 15:26	1.311

Client Sample ID: 822-LFGP-6

Lab Sample ID: 650-3362-6

Date Collected: 12/22/25 11:54

Matrix: Air

Date Received: 01/02/26 09:29

Sample Container: Summa Canister 6L

Method: EPA TO-15 - Volatile Organic Compounds in Air (GC/MS)

Analyte	Result	Qualifier	RL	MDL	Unit	D	Prepared	Analyzed	Dil Fac
1,1,1-Trichloroethane	ND		4.2	1.4	ug/m3			01/16/26 19:38	1.55
1,1,2,2-Tetrachloroethane	ND		5.3	1.8	ug/m3			01/16/26 19:38	1.55
1,1,2-Trichloroethane	ND		4.2	1.4	ug/m3			01/16/26 19:38	1.55
1,1-Dichloroethane	ND		3.1	1.1	ug/m3			01/16/26 19:38	1.55
1,1-Dichloroethene	ND		3.1	1.0	ug/m3			01/16/26 19:38	1.55
1,2,4-Trichlorobenzene	ND		23	7.7	ug/m3			01/16/26 19:38	1.55
1,2,4-Trimethylbenzene	ND		3.8	1.3	ug/m3			01/16/26 19:38	1.55
1,2-Dibromoethane (EDB)	ND		6.0	2.0	ug/m3			01/16/26 19:38	1.55
1,2-Dichlorobenzene	ND		4.7	1.6	ug/m3			01/16/26 19:38	1.55
1,2-Dichloroethane	ND		3.1	1.1	ug/m3			01/16/26 19:38	1.55
1,2-Dichloropropane	ND		3.6	1.2	ug/m3			01/16/26 19:38	1.55
1,3,5-Trimethylbenzene	ND		3.8	1.3	ug/m3			01/16/26 19:38	1.55
1,3-Butadiene	ND		1.7	0.58	ug/m3			01/16/26 19:38	1.55
1,3-Dichlorobenzene	ND		4.7	1.6	ug/m3			01/16/26 19:38	1.55
1,4-Dichlorobenzene	ND		4.7	1.6	ug/m3			01/16/26 19:38	1.55
1,4-Dioxane	ND		5.6	1.8	ug/m3			01/16/26 19:38	1.55
2,2,4-Trimethylpentane	1.2	J	3.6	1.2	ug/m3			01/16/26 19:38	1.55
2-Butanone (MEK)	ND		9.1	3.1	ug/m3			01/16/26 19:38	1.55
2-Hexanone	ND		13	4.3	ug/m3			01/16/26 19:38	1.55
2-Propanol	3.0	J	7.6	2.6	ug/m3			01/16/26 19:38	1.55
3-Chloropropene	ND		2.4	0.82	ug/m3			01/16/26 19:38	1.55
4-Ethyltoluene	ND		3.8	1.3	ug/m3			01/16/26 19:38	1.55
4-Methyl-2-pentanone (MIBK)	ND		3.2	1.1	ug/m3			01/16/26 19:38	1.55
Acetone	6.6	J	18	6.1	ug/m3			01/16/26 19:38	1.55
alpha-Chlorotoluene	ND		4.0	1.4	ug/m3			01/16/26 19:38	1.55
Benzene	3.4		2.5	0.84	ug/m3			01/16/26 19:38	1.55
Bromodichloromethane	ND		5.2	1.8	ug/m3			01/16/26 19:38	1.55
Bromoform	ND		8.0	2.7	ug/m3			01/16/26 19:38	1.55
Bromomethane	ND		6.0	2.0	ug/m3			01/16/26 19:38	1.55
Carbon disulfide	ND		9.7	3.2	ug/m3			01/16/26 19:38	1.55
Carbon tetrachloride	ND		4.9	1.7	ug/m3			01/16/26 19:38	1.55
Chlorobenzene	ND		3.6	1.2	ug/m3			01/16/26 19:38	1.55
Chloroethane	ND		8.2	2.7	ug/m3			01/16/26 19:38	1.55
Chloroform	ND		3.8	1.3	ug/m3			01/16/26 19:38	1.55
Chloromethane	ND		16	5.3	ug/m3			01/16/26 19:38	1.55
cis-1,2-Dichloroethene	ND		3.1	1.0	ug/m3			01/16/26 19:38	1.55
cis-1,3-Dichloropropene	ND		3.5	1.2	ug/m3			01/16/26 19:38	1.55
Cumene	ND		3.8	1.3	ug/m3			01/16/26 19:38	1.55
Cyclohexane	4.0		2.7	0.91	ug/m3			01/16/26 19:38	1.55
Dibromochloromethane	ND		6.6	2.2	ug/m3			01/16/26 19:38	1.55

Eurofins Environment Testing Northern California, Air Toxics

Client Sample Results

Client: S&ME Inc
Project/Site: Durham Parks

Job ID: 650-3362-1
SDG: 65000581

Client Sample ID: 822-LFGP-6

Lab Sample ID: 650-3362-6

Date Collected: 12/22/25 11:54

Matrix: Air

Date Received: 01/02/26 09:29

Sample Container: Summa Canister 6L

Method: EPA TO-15 - Volatile Organic Compounds in Air (GC/MS) (Continued)

Analyte	Result	Qualifier	RL	MDL	Unit	D	Prepared	Analyzed	Dil Fac
Ethanol	ND	*-	15	4.9	ug/m3			01/16/26 19:38	1.55
Ethylbenzene	ND		3.4	1.1	ug/m3			01/16/26 19:38	1.55
Freon 11	ND		4.4	1.5	ug/m3			01/16/26 19:38	1.55
Freon 113	ND		5.9	2.0	ug/m3			01/16/26 19:38	1.55
Freon 12	38		3.8	1.3	ug/m3			01/16/26 19:38	1.55
Freon-114	ND		5.4	1.8	ug/m3			01/16/26 19:38	1.55
Heptane	ND		3.2	1.1	ug/m3			01/16/26 19:38	1.55
Hexachlorobutadiene	ND		33	11	ug/m3			01/16/26 19:38	1.55
Hexane	ND		2.7	0.93	ug/m3			01/16/26 19:38	1.55
m,p-Xylenes	ND		6.7	2.2	ug/m3			01/16/26 19:38	1.55
Methyl tert-butyl ether	ND		11	3.7	ug/m3			01/16/26 19:38	1.55
Methylene Chloride	ND		5.4	1.8	ug/m3			01/16/26 19:38	1.55
Naphthalene	ND		8.1	1.4	ug/m3			01/16/26 19:38	1.55
o-Xylene	ND		3.4	1.1	ug/m3			01/16/26 19:38	1.55
Propylbenzene	ND		3.8	1.3	ug/m3			01/16/26 19:38	1.55
Styrene	ND		3.3	1.1	ug/m3			01/16/26 19:38	1.55
Tetrachloroethene	ND		5.3	1.8	ug/m3			01/16/26 19:38	1.55
Tetrahydrofuran	ND	*-	2.3	0.78	ug/m3			01/16/26 19:38	1.55
Toluene	ND		5.8	1.9	ug/m3			01/16/26 19:38	1.55
trans-1,2-Dichloroethene	ND		3.1	1.0	ug/m3			01/16/26 19:38	1.55
trans-1,3-Dichloropropene	ND		3.5	1.2	ug/m3			01/16/26 19:38	1.55
Trichloroethene	ND		4.2	1.4	ug/m3			01/16/26 19:38	1.55
Vinyl chloride	ND		2.0	0.67	ug/m3			01/16/26 19:38	1.55

Surrogate	%Recovery	Qualifier	Limits	Prepared	Analyzed	Dil Fac
1,2-Dichloroethane-d4 (Surr)	92		70 - 130		01/16/26 19:38	1.55
4-Bromofluorobenzene (Surr)	106		70 - 130		01/16/26 19:38	1.55
Toluene-d8 (Surr)	99		70 - 130		01/16/26 19:38	1.55

Method: ASTM D1946 - Fixed Gases and Light Hydrocarbons in Air by GC/FID/TCID

Analyte	Result	Qualifier	RL	MDL	Unit	D	Prepared	Analyzed	Dil Fac
Methane	0.20		0.00016	0.000051	% v/v			01/16/26 15:50	1.55

Client Sample ID: 822-LFGP-7

Lab Sample ID: 650-3362-7

Date Collected: 12/22/25 12:08

Matrix: Air

Date Received: 01/02/26 09:29

Sample Container: Summa Canister 6L

Method: EPA TO-15 - Volatile Organic Compounds in Air (GC/MS)

Analyte	Result	Qualifier	RL	MDL	Unit	D	Prepared	Analyzed	Dil Fac
1,1,1-Trichloroethane	ND		4.4	1.5	ug/m3			01/16/26 20:06	1.625
1,1,2,2-Tetrachloroethane	ND		5.6	1.9	ug/m3			01/16/26 20:06	1.625
1,1,2-Trichloroethane	ND		4.4	1.5	ug/m3			01/16/26 20:06	1.625
1,1-Dichloroethane	ND		3.3	1.1	ug/m3			01/16/26 20:06	1.625
1,1-Dichloroethene	ND		3.2	1.1	ug/m3			01/16/26 20:06	1.625
1,2,4-Trichlorobenzene	ND		24	8.1	ug/m3			01/16/26 20:06	1.625
1,2,4-Trimethylbenzene	ND		4.0	1.4	ug/m3			01/16/26 20:06	1.625
1,2-Dibromoethane (EDB)	ND		6.2	2.1	ug/m3			01/16/26 20:06	1.625
1,2-Dichlorobenzene	ND		4.9	1.7	ug/m3			01/16/26 20:06	1.625

Client Sample Results

Client: S&ME Inc
Project/Site: Durham Parks

Job ID: 650-3362-1
SDG: 65000581

Client Sample ID: 822-LFGP-7

Lab Sample ID: 650-3362-7

Date Collected: 12/22/25 12:08

Matrix: Air

Date Received: 01/02/26 09:29

Sample Container: Summa Canister 6L

Method: EPA TO-15 - Volatile Organic Compounds in Air (GC/MS) (Continued)

Analyte	Result	Qualifier	RL	MDL	Unit	D	Prepared	Analyzed	Dil Fac
1,2-Dichloroethane	ND		3.3	1.1	ug/m3			01/16/26 20:06	1.625
1,2-Dichloropropane	ND		3.8	1.3	ug/m3			01/16/26 20:06	1.625
1,3,5-Trimethylbenzene	ND		4.0	1.4	ug/m3			01/16/26 20:06	1.625
1,3-Butadiene	ND		1.8	0.61	ug/m3			01/16/26 20:06	1.625
1,3-Dichlorobenzene	ND		4.9	1.7	ug/m3			01/16/26 20:06	1.625
1,4-Dichlorobenzene	ND		4.9	1.7	ug/m3			01/16/26 20:06	1.625
1,4-Dioxane	ND		5.9	1.9	ug/m3			01/16/26 20:06	1.625
2,2,4-Trimethylpentane	1.3	J	3.8	1.3	ug/m3			01/16/26 20:06	1.625
2-Butanone (MEK)	ND		9.6	3.2	ug/m3			01/16/26 20:06	1.625
2-Hexanone	ND		13	4.5	ug/m3			01/16/26 20:06	1.625
2-Propanol	5.4	J	8.0	2.7	ug/m3			01/16/26 20:06	1.625
3-Chloropropene	ND		2.5	0.86	ug/m3			01/16/26 20:06	1.625
4-Ethyltoluene	ND		4.0	1.4	ug/m3			01/16/26 20:06	1.625
4-Methyl-2-pentanone (MIBK)	ND		3.3	1.1	ug/m3			01/16/26 20:06	1.625
Acetone	8.6	J	19	6.4	ug/m3			01/16/26 20:06	1.625
alpha-Chlorotoluene	ND		4.2	1.4	ug/m3			01/16/26 20:06	1.625
Benzene	1.3	J	2.6	0.88	ug/m3			01/16/26 20:06	1.625
Bromodichloromethane	ND		5.4	1.9	ug/m3			01/16/26 20:06	1.625
Bromoform	ND		8.4	2.9	ug/m3			01/16/26 20:06	1.625
Bromomethane	ND		6.3	2.1	ug/m3			01/16/26 20:06	1.625
Carbon disulfide	ND		10	3.4	ug/m3			01/16/26 20:06	1.625
Carbon tetrachloride	ND		5.1	1.7	ug/m3			01/16/26 20:06	1.625
Chlorobenzene	ND		3.7	1.3	ug/m3			01/16/26 20:06	1.625
Chloroethane	ND		8.6	2.9	ug/m3			01/16/26 20:06	1.625
Chloroform	ND		4.0	1.3	ug/m3			01/16/26 20:06	1.625
Chloromethane	ND		17	5.6	ug/m3			01/16/26 20:06	1.625
cis-1,2-Dichloroethene	ND		3.2	1.1	ug/m3			01/16/26 20:06	1.625
cis-1,3-Dichloropropene	ND		3.7	1.3	ug/m3			01/16/26 20:06	1.625
Cumene	ND		4.0	1.4	ug/m3			01/16/26 20:06	1.625
Cyclohexane	2.9		2.8	0.95	ug/m3			01/16/26 20:06	1.625
Dibromochloromethane	ND		6.9	2.4	ug/m3			01/16/26 20:06	1.625
Ethanol	ND	*	15	5.1	ug/m3			01/16/26 20:06	1.625
Ethylbenzene	ND		3.5	1.2	ug/m3			01/16/26 20:06	1.625
Freon 11	ND		4.6	1.6	ug/m3			01/16/26 20:06	1.625
Freon 113	ND		6.2	2.1	ug/m3			01/16/26 20:06	1.625
Freon 12	ND		4.0	1.4	ug/m3			01/16/26 20:06	1.625
Freon-114	ND		5.7	1.9	ug/m3			01/16/26 20:06	1.625
Heptane	ND		3.3	1.1	ug/m3			01/16/26 20:06	1.625
Hexachlorobutadiene	ND		35	12	ug/m3			01/16/26 20:06	1.625
Hexane	ND		2.9	0.97	ug/m3			01/16/26 20:06	1.625
m,p-Xylenes	ND		7.1	2.3	ug/m3			01/16/26 20:06	1.625
Methyl tert-butyl ether	ND		12	3.9	ug/m3			01/16/26 20:06	1.625
Methylene Chloride	ND		5.6	1.9	ug/m3			01/16/26 20:06	1.625
Naphthalene	ND		8.5	1.4	ug/m3			01/16/26 20:06	1.625
o-Xylene	ND		3.5	1.2	ug/m3			01/16/26 20:06	1.625
Propylbenzene	ND		4.0	1.4	ug/m3			01/16/26 20:06	1.625
Styrene	ND		3.5	1.2	ug/m3			01/16/26 20:06	1.625
Tetrachloroethene	ND		5.5	1.9	ug/m3			01/16/26 20:06	1.625

Client Sample Results

Client: S&ME Inc
Project/Site: Durham Parks

Job ID: 650-3362-1
SDG: 65000581

Client Sample ID: 822-LFGP-7

Lab Sample ID: 650-3362-7

Date Collected: 12/22/25 12:08

Matrix: Air

Date Received: 01/02/26 09:29

Sample Container: Summa Canister 6L

Method: EPA TO-15 - Volatile Organic Compounds in Air (GC/MS) (Continued)

Analyte	Result	Qualifier	RL	MDL	Unit	D	Prepared	Analyzed	Dil Fac
Tetrahydrofuran	ND	*-	2.4	0.81	ug/m3			01/16/26 20:06	1.625
Toluene	ND		6.1	2.0	ug/m3			01/16/26 20:06	1.625
trans-1,2-Dichloroethene	ND		3.2	1.1	ug/m3			01/16/26 20:06	1.625
trans-1,3-Dichloropropene	ND		3.7	1.3	ug/m3			01/16/26 20:06	1.625
Trichloroethene	ND		4.4	1.5	ug/m3			01/16/26 20:06	1.625
Vinyl chloride	ND		2.1	0.71	ug/m3			01/16/26 20:06	1.625

Surrogate	%Recovery	Qualifier	Limits	Prepared	Analyzed	Dil Fac
1,2-Dichloroethane-d4 (Surr)	91		70 - 130		01/16/26 20:06	1.625
4-Bromofluorobenzene (Surr)	106		70 - 130		01/16/26 20:06	1.625
Toluene-d8 (Surr)	98		70 - 130		01/16/26 20:06	1.625

Method: ASTM D1946 - Fixed Gases and Light Hydrocarbons in Air by GC/FID/TCD

Analyte	Result	Qualifier	RL	MDL	Unit	D	Prepared	Analyzed	Dil Fac
Methane	0.12		0.00016	0.000054	% v/v			01/16/26 16:14	1.625

Client Sample ID: 822-LFGP-8

Lab Sample ID: 650-3362-8

Date Collected: 12/22/25 12:23

Matrix: Air

Date Received: 01/02/26 09:29

Sample Container: Summa Canister 6L

Method: EPA TO-15 - Volatile Organic Compounds in Air (GC/MS)

Analyte	Result	Qualifier	RL	MDL	Unit	D	Prepared	Analyzed	Dil Fac
1,1,1-Trichloroethane	ND		4.1	1.4	ug/m3			01/16/26 20:35	1.516
1,1,2,2-Tetrachloroethane	ND		5.2	1.8	ug/m3			01/16/26 20:35	1.516
1,1,2-Trichloroethane	ND		4.1	1.4	ug/m3			01/16/26 20:35	1.516
1,1-Dichloroethane	ND		3.1	1.0	ug/m3			01/16/26 20:35	1.516
1,1-Dichloroethene	ND		3.0	1.0	ug/m3			01/16/26 20:35	1.516
1,2,4-Trichlorobenzene	ND		23	7.5	ug/m3			01/16/26 20:35	1.516
1,2,4-Trimethylbenzene	ND		3.7	1.3	ug/m3			01/16/26 20:35	1.516
1,2-Dibromoethane (EDB)	ND		5.8	2.0	ug/m3			01/16/26 20:35	1.516
1,2-Dichlorobenzene	ND		4.6	1.5	ug/m3			01/16/26 20:35	1.516
1,2-Dichloroethane	ND		3.1	1.0	ug/m3			01/16/26 20:35	1.516
1,2-Dichloropropane	ND		3.5	1.2	ug/m3			01/16/26 20:35	1.516
1,3,5-Trimethylbenzene	ND		3.7	1.3	ug/m3			01/16/26 20:35	1.516
1,3-Butadiene	ND		1.7	0.57	ug/m3			01/16/26 20:35	1.516
1,3-Dichlorobenzene	ND		4.6	1.5	ug/m3			01/16/26 20:35	1.516
1,4-Dichlorobenzene	ND		4.6	1.5	ug/m3			01/16/26 20:35	1.516
1,4-Dioxane	ND		5.5	1.8	ug/m3			01/16/26 20:35	1.516
2,2,4-Trimethylpentane	ND		3.5	1.2	ug/m3			01/16/26 20:35	1.516
2-Butanone (MEK)	ND		8.9	3.0	ug/m3			01/16/26 20:35	1.516
2-Hexanone	ND		12	4.2	ug/m3			01/16/26 20:35	1.516
2-Propanol	7.1	J	7.5	2.5	ug/m3			01/16/26 20:35	1.516
3-Chloropropene	ND		2.4	0.81	ug/m3			01/16/26 20:35	1.516
4-Ethyltoluene	ND		3.7	1.3	ug/m3			01/16/26 20:35	1.516
4-Methyl-2-pentanone (MIBK)	ND		3.1	1.1	ug/m3			01/16/26 20:35	1.516
Acetone	7.9	J	18	6.0	ug/m3			01/16/26 20:35	1.516
alpha-Chlorotoluene	ND		3.9	1.3	ug/m3			01/16/26 20:35	1.516
Benzene	ND		2.4	0.82	ug/m3			01/16/26 20:35	1.516

Client Sample Results

Client: S&ME Inc
Project/Site: Durham Parks

Job ID: 650-3362-1
SDG: 65000581

Client Sample ID: 822-LFGP-8

Lab Sample ID: 650-3362-8

Date Collected: 12/22/25 12:23

Matrix: Air

Date Received: 01/02/26 09:29

Sample Container: Summa Canister 6L

Method: EPA TO-15 - Volatile Organic Compounds in Air (GC/MS) (Continued)

Analyte	Result	Qualifier	RL	MDL	Unit	D	Prepared	Analyzed	Dil Fac
Bromodichloromethane	ND		5.1	1.7	ug/m3			01/16/26 20:35	1.516
Bromoform	ND		7.8	2.7	ug/m3			01/16/26 20:35	1.516
Bromomethane	ND		5.9	1.9	ug/m3			01/16/26 20:35	1.516
Carbon disulfide	ND		9.4	3.2	ug/m3			01/16/26 20:35	1.516
Carbon tetrachloride	ND		4.8	1.6	ug/m3			01/16/26 20:35	1.516
Chlorobenzene	ND		3.5	1.2	ug/m3			01/16/26 20:35	1.516
Chloroethane	ND		8.0	2.7	ug/m3			01/16/26 20:35	1.516
Chloroform	ND		3.7	1.3	ug/m3			01/16/26 20:35	1.516
Chloromethane	ND		16	5.2	ug/m3			01/16/26 20:35	1.516
cis-1,2-Dichloroethene	ND		3.0	1.0	ug/m3			01/16/26 20:35	1.516
cis-1,3-Dichloropropene	ND		3.4	1.2	ug/m3			01/16/26 20:35	1.516
Cumene	ND		3.7	1.3	ug/m3			01/16/26 20:35	1.516
Cyclohexane	ND		2.6	0.89	ug/m3			01/16/26 20:35	1.516
Dibromochloromethane	ND		6.5	2.2	ug/m3			01/16/26 20:35	1.516
Ethanol	ND	*	14	4.8	ug/m3			01/16/26 20:35	1.516
Ethylbenzene	ND		3.3	1.1	ug/m3			01/16/26 20:35	1.516
Freon 11	ND		4.3	1.4	ug/m3			01/16/26 20:35	1.516
Freon 113	ND		5.8	2.0	ug/m3			01/16/26 20:35	1.516
Freon 12	2.2	J	3.7	1.3	ug/m3			01/16/26 20:35	1.516
Freon-114	ND		5.3	1.8	ug/m3			01/16/26 20:35	1.516
Heptane	ND		3.1	1.1	ug/m3			01/16/26 20:35	1.516
Hexachlorobutadiene	ND		32	11	ug/m3			01/16/26 20:35	1.516
Hexane	ND		2.7	0.91	ug/m3			01/16/26 20:35	1.516
m,p-Xylenes	ND		6.6	2.2	ug/m3			01/16/26 20:35	1.516
Methyl tert-butyl ether	ND		11	3.7	ug/m3			01/16/26 20:35	1.516
Methylene Chloride	ND		5.3	1.7	ug/m3			01/16/26 20:35	1.516
Naphthalene	ND		7.9	1.4	ug/m3			01/16/26 20:35	1.516
o-Xylene	ND		3.3	1.1	ug/m3			01/16/26 20:35	1.516
Propylbenzene	ND		3.7	1.3	ug/m3			01/16/26 20:35	1.516
Styrene	ND		3.2	1.1	ug/m3			01/16/26 20:35	1.516
Tetrachloroethene	63		5.1	1.7	ug/m3			01/16/26 20:35	1.516
Tetrahydrofuran	ND	*	2.2	0.76	ug/m3			01/16/26 20:35	1.516
Toluene	ND		5.7	1.9	ug/m3			01/16/26 20:35	1.516
trans-1,2-Dichloroethene	ND		3.0	1.0	ug/m3			01/16/26 20:35	1.516
trans-1,3-Dichloropropene	ND		3.4	1.2	ug/m3			01/16/26 20:35	1.516
Trichloroethene	ND		4.1	1.4	ug/m3			01/16/26 20:35	1.516
Vinyl chloride	ND		1.9	0.66	ug/m3			01/16/26 20:35	1.516

Surrogate	%Recovery	Qualifier	Limits	Prepared	Analyzed	Dil Fac
1,2-Dichloroethane-d4 (Surr)	89		70 - 130		01/16/26 20:35	1.516
4-Bromofluorobenzene (Surr)	105		70 - 130		01/16/26 20:35	1.516
Toluene-d8 (Surr)	98		70 - 130		01/16/26 20:35	1.516

Method: ASTM D1946 - Fixed Gases and Light Hydrocarbons in Air by GC/FID/TCD

Analyte	Result	Qualifier	RL	MDL	Unit	D	Prepared	Analyzed	Dil Fac
Methane	ND		0.00015	0.000050	% v/v			01/16/26 16:37	1.516

Client Sample Results

Client: S&ME Inc
Project/Site: Durham Parks

Job ID: 650-3362-1
SDG: 65000581

Client Sample ID: 822-LFGP-9

Lab Sample ID: 650-3362-9

Date Collected: 12/22/25 12:39

Matrix: Air

Date Received: 01/02/26 09:29

Sample Container: Summa Canister 6L

Method: EPA TO-15 - Volatile Organic Compounds in Air (GC/MS)

Analyte	Result	Qualifier	RL	MDL	Unit	D	Prepared	Analyzed	Dil Fac
1,1,1-Trichloroethane	ND		4.3	1.5	ug/m3			01/16/26 21:04	1.587
1,1,2,2-Tetrachloroethane	ND		5.4	1.9	ug/m3			01/16/26 21:04	1.587
1,1,2-Trichloroethane	ND		4.3	1.5	ug/m3			01/16/26 21:04	1.587
1,1-Dichloroethane	ND		3.2	1.1	ug/m3			01/16/26 21:04	1.587
1,1-Dichloroethene	ND		3.1	1.1	ug/m3			01/16/26 21:04	1.587
1,2,4-Trichlorobenzene	ND		24	7.9	ug/m3			01/16/26 21:04	1.587
1,2,4-Trimethylbenzene	ND		3.9	1.3	ug/m3			01/16/26 21:04	1.587
1,2-Dibromoethane (EDB)	ND		6.1	2.1	ug/m3			01/16/26 21:04	1.587
1,2-Dichlorobenzene	ND		4.8	1.6	ug/m3			01/16/26 21:04	1.587
1,2-Dichloroethane	ND		3.2	1.1	ug/m3			01/16/26 21:04	1.587
1,2-Dichloropropane	ND		3.7	1.2	ug/m3			01/16/26 21:04	1.587
1,3,5-Trimethylbenzene	ND		3.9	1.3	ug/m3			01/16/26 21:04	1.587
1,3-Butadiene	ND		1.8	0.60	ug/m3			01/16/26 21:04	1.587
1,3-Dichlorobenzene	ND		4.8	1.6	ug/m3			01/16/26 21:04	1.587
1,4-Dichlorobenzene	ND		4.8	1.6	ug/m3			01/16/26 21:04	1.587
1,4-Dioxane	ND		5.7	1.9	ug/m3			01/16/26 21:04	1.587
2,2,4-Trimethylpentane	ND		3.7	1.3	ug/m3			01/16/26 21:04	1.587
2-Butanone (MEK)	ND		9.4	3.1	ug/m3			01/16/26 21:04	1.587
2-Hexanone	ND		13	4.4	ug/m3			01/16/26 21:04	1.587
2-Propanol	6.6	J	7.8	2.6	ug/m3			01/16/26 21:04	1.587
3-Chloropropene	ND		2.5	0.84	ug/m3			01/16/26 21:04	1.587
4-Ethyltoluene	ND		3.9	1.3	ug/m3			01/16/26 21:04	1.587
4-Methyl-2-pentanone (MIBK)	ND		3.3	1.1	ug/m3			01/16/26 21:04	1.587
Acetone	ND		19	6.3	ug/m3			01/16/26 21:04	1.587
alpha-Chlorotoluene	ND		4.1	1.4	ug/m3			01/16/26 21:04	1.587
Benzene	ND		2.5	0.86	ug/m3			01/16/26 21:04	1.587
Bromodichloromethane	ND		5.3	1.8	ug/m3			01/16/26 21:04	1.587
Bromoform	ND		8.2	2.8	ug/m3			01/16/26 21:04	1.587
Bromomethane	ND		6.2	2.0	ug/m3			01/16/26 21:04	1.587
Carbon disulfide	ND		9.9	3.3	ug/m3			01/16/26 21:04	1.587
Carbon tetrachloride	ND		5.0	1.7	ug/m3			01/16/26 21:04	1.587
Chlorobenzene	ND		3.7	1.2	ug/m3			01/16/26 21:04	1.587
Chloroethane	ND		8.4	2.8	ug/m3			01/16/26 21:04	1.587
Chloroform	ND		3.9	1.3	ug/m3			01/16/26 21:04	1.587
Chloromethane	ND		16	5.5	ug/m3			01/16/26 21:04	1.587
cis-1,2-Dichloroethene	ND		3.1	1.1	ug/m3			01/16/26 21:04	1.587
cis-1,3-Dichloropropene	ND		3.6	1.2	ug/m3			01/16/26 21:04	1.587
Cumene	ND		3.9	1.3	ug/m3			01/16/26 21:04	1.587
Cyclohexane	ND		2.7	0.93	ug/m3			01/16/26 21:04	1.587
Dibromochloromethane	ND		6.8	2.3	ug/m3			01/16/26 21:04	1.587
Ethanol	ND	*	15	5.0	ug/m3			01/16/26 21:04	1.587
Ethylbenzene	ND		3.4	1.2	ug/m3			01/16/26 21:04	1.587
Freon 11	ND		4.5	1.5	ug/m3			01/16/26 21:04	1.587
Freon 113	23		6.1	2.1	ug/m3			01/16/26 21:04	1.587
Freon 12	2.0	J	3.9	1.3	ug/m3			01/16/26 21:04	1.587
Freon-114	ND		5.5	1.9	ug/m3			01/16/26 21:04	1.587
Heptane	ND		3.3	1.1	ug/m3			01/16/26 21:04	1.587
Hexachlorobutadiene	ND		34	11	ug/m3			01/16/26 21:04	1.587

Client Sample Results

Client: S&ME Inc
Project/Site: Durham Parks

Job ID: 650-3362-1
SDG: 65000581

Client Sample ID: 822-LFGP-9

Lab Sample ID: 650-3362-9

Date Collected: 12/22/25 12:39

Matrix: Air

Date Received: 01/02/26 09:29

Sample Container: Summa Canister 6L

Method: EPA TO-15 - Volatile Organic Compounds in Air (GC/MS) (Continued)

Analyte	Result	Qualifier	RL	MDL	Unit	D	Prepared	Analyzed	Dil Fac
Hexane	ND		2.8	0.95	ug/m3			01/16/26 21:04	1.587
m,p-Xylenes	ND		6.9	2.3	ug/m3			01/16/26 21:04	1.587
Methyl tert-butyl ether	ND		11	3.8	ug/m3			01/16/26 21:04	1.587
Methylene Chloride	ND		5.5	1.8	ug/m3			01/16/26 21:04	1.587
Naphthalene	ND		8.3	1.4	ug/m3			01/16/26 21:04	1.587
o-Xylene	ND		3.4	1.2	ug/m3			01/16/26 21:04	1.587
Propylbenzene	ND		3.9	1.3	ug/m3			01/16/26 21:04	1.587
Styrene	ND		3.4	1.1	ug/m3			01/16/26 21:04	1.587
Tetrachloroethene	ND		5.4	1.8	ug/m3			01/16/26 21:04	1.587
Tetrahydrofuran	ND	*	2.3	0.80	ug/m3			01/16/26 21:04	1.587
Toluene	ND		6.0	2.0	ug/m3			01/16/26 21:04	1.587
trans-1,2-Dichloroethene	ND		3.1	1.1	ug/m3			01/16/26 21:04	1.587
trans-1,3-Dichloropropene	ND		3.6	1.2	ug/m3			01/16/26 21:04	1.587
Trichloroethene	ND		4.3	1.4	ug/m3			01/16/26 21:04	1.587
Vinyl chloride	ND		2.0	0.69	ug/m3			01/16/26 21:04	1.587
Surrogate	%Recovery	Qualifier	Limits				Prepared	Analyzed	Dil Fac
1,2-Dichloroethane-d4 (Surr)	90		70 - 130					01/16/26 21:04	1.587
4-Bromofluorobenzene (Surr)	105		70 - 130					01/16/26 21:04	1.587
Toluene-d8 (Surr)	98		70 - 130					01/16/26 21:04	1.587

Method: ASTM D1946 - Fixed Gases and Light Hydrocarbons in Air by GC/FID/TC/D

Analyte	Result	Qualifier	RL	MDL	Unit	D	Prepared	Analyzed	Dil Fac
Methane	ND		0.00016	0.000052	% v/v			01/16/26 17:01	1.587

Client Sample ID: 822-LFGP-DUP

Lab Sample ID: 650-3362-10

Date Collected: 12/19/25 15:22

Matrix: Air

Date Received: 01/02/26 09:29

Sample Container: Summa Canister 6L

Method: EPA TO-15 - Volatile Organic Compounds in Air (GC/MS)

Analyte	Result	Qualifier	RL	MDL	Unit	D	Prepared	Analyzed	Dil Fac
1,1,1-Trichloroethane	ND		3.9	1.3	ug/m3			01/16/26 21:32	1.421
1,1,2,2-Tetrachloroethane	ND		4.9	1.7	ug/m3			01/16/26 21:32	1.421
1,1,2-Trichloroethane	ND		3.9	1.3	ug/m3			01/16/26 21:32	1.421
1,1-Dichloroethane	ND		2.9	0.98	ug/m3			01/16/26 21:32	1.421
1,1-Dichloroethene	ND		2.8	0.96	ug/m3			01/16/26 21:32	1.421
1,2,4-Trichlorobenzene	ND		21	7.1	ug/m3			01/16/26 21:32	1.421
1,2,4-Trimethylbenzene	ND		3.5	1.2	ug/m3			01/16/26 21:32	1.421
1,2-Dibromoethane (EDB)	ND		5.5	1.9	ug/m3			01/16/26 21:32	1.421
1,2-Dichlorobenzene	ND		4.3	1.5	ug/m3			01/16/26 21:32	1.421
1,2-Dichloroethane	ND		2.9	0.98	ug/m3			01/16/26 21:32	1.421
1,2-Dichloropropane	ND		3.3	1.1	ug/m3			01/16/26 21:32	1.421
1,3,5-Trimethylbenzene	ND		3.5	1.2	ug/m3			01/16/26 21:32	1.421
1,3-Butadiene	ND		1.6	0.53	ug/m3			01/16/26 21:32	1.421
1,3-Dichlorobenzene	ND		4.3	1.5	ug/m3			01/16/26 21:32	1.421
1,4-Dichlorobenzene	ND		4.3	1.5	ug/m3			01/16/26 21:32	1.421
1,4-Dioxane	3.3	J	5.1	1.7	ug/m3			01/16/26 21:32	1.421
2,2,4-Trimethylpentane	ND		3.3	1.1	ug/m3			01/16/26 21:32	1.421

Client Sample Results

Client: S&ME Inc
Project/Site: Durham Parks

Job ID: 650-3362-1
SDG: 65000581

Client Sample ID: 822-LFGP-DUP

Lab Sample ID: 650-3362-10

Date Collected: 12/19/25 15:22

Matrix: Air

Date Received: 01/02/26 09:29

Sample Container: Summa Canister 6L

Method: EPA TO-15 - Volatile Organic Compounds in Air (GC/MS) (Continued)

Analyte	Result	Qualifier	RL	MDL	Unit	D	Prepared	Analyzed	Dil Fac
2-Butanone (MEK)	5.9	J	8.4	2.8	ug/m3			01/16/26 21:32	1.421
2-Hexanone	ND		12	3.9	ug/m3			01/16/26 21:32	1.421
2-Propanol	ND		7.0	2.3	ug/m3			01/16/26 21:32	1.421
3-Chloropropene	ND		2.2	0.76	ug/m3			01/16/26 21:32	1.421
4-Ethyltoluene	ND		3.5	1.2	ug/m3			01/16/26 21:32	1.421
4-Methyl-2-pentanone (MIBK)	ND		2.9	0.99	ug/m3			01/16/26 21:32	1.421
Acetone	100		17	5.6	ug/m3			01/16/26 21:32	1.421
alpha-Chlorotoluene	ND		3.7	1.3	ug/m3			01/16/26 21:32	1.421
Benzene	ND		2.3	0.77	ug/m3			01/16/26 21:32	1.421
Bromodichloromethane	ND		4.8	1.6	ug/m3			01/16/26 21:32	1.421
Bromoform	ND		7.3	2.5	ug/m3			01/16/26 21:32	1.421
Bromomethane	ND		5.5	1.8	ug/m3			01/16/26 21:32	1.421
Carbon disulfide	ND		8.9	3.0	ug/m3			01/16/26 21:32	1.421
Carbon tetrachloride	ND		4.5	1.5	ug/m3			01/16/26 21:32	1.421
Chlorobenzene	ND		3.3	1.1	ug/m3			01/16/26 21:32	1.421
Chloroethane	ND		7.5	2.5	ug/m3			01/16/26 21:32	1.421
Chloroform	ND		3.5	1.2	ug/m3			01/16/26 21:32	1.421
Chloromethane	ND		15	4.9	ug/m3			01/16/26 21:32	1.421
cis-1,2-Dichloroethene	ND		2.8	0.96	ug/m3			01/16/26 21:32	1.421
cis-1,3-Dichloropropene	ND		3.2	1.1	ug/m3			01/16/26 21:32	1.421
Cumene	ND		3.5	1.2	ug/m3			01/16/26 21:32	1.421
Cyclohexane	ND		2.4	0.83	ug/m3			01/16/26 21:32	1.421
Dibromochloromethane	ND		6.1	2.1	ug/m3			01/16/26 21:32	1.421
Ethanol	ND	*	13	4.5	ug/m3			01/16/26 21:32	1.421
Ethylbenzene	ND		3.1	1.0	ug/m3			01/16/26 21:32	1.421
Freon 11	ND		4.0	1.4	ug/m3			01/16/26 21:32	1.421
Freon 113	ND		5.4	1.9	ug/m3			01/16/26 21:32	1.421
Freon 12	1.8	J	3.5	1.2	ug/m3			01/16/26 21:32	1.421
Freon-114	ND		5.0	1.7	ug/m3			01/16/26 21:32	1.421
Heptane	ND		2.9	0.99	ug/m3			01/16/26 21:32	1.421
Hexachlorobutadiene	ND		30	10	ug/m3			01/16/26 21:32	1.421
Hexane	ND		2.5	0.85	ug/m3			01/16/26 21:32	1.421
m,p-Xylenes	ND		6.2	2.0	ug/m3			01/16/26 21:32	1.421
Methyl tert-butyl ether	ND		10	3.4	ug/m3			01/16/26 21:32	1.421
Methylene Chloride	ND		4.9	1.6	ug/m3			01/16/26 21:32	1.421
Naphthalene	ND		7.4	1.3	ug/m3			01/16/26 21:32	1.421
o-Xylene	ND		3.1	1.0	ug/m3			01/16/26 21:32	1.421
Propylbenzene	ND		3.5	1.2	ug/m3			01/16/26 21:32	1.421
Styrene	ND		3.0	1.0	ug/m3			01/16/26 21:32	1.421
Tetrachloroethene	14		4.8	1.6	ug/m3			01/16/26 21:32	1.421
Tetrahydrofuran	ND	*	2.1	0.71	ug/m3			01/16/26 21:32	1.421
Toluene	ND		5.4	1.8	ug/m3			01/16/26 21:32	1.421
trans-1,2-Dichloroethene	ND		2.8	0.96	ug/m3			01/16/26 21:32	1.421
trans-1,3-Dichloropropene	ND		3.2	1.1	ug/m3			01/16/26 21:32	1.421
Trichloroethene	ND		3.8	1.3	ug/m3			01/16/26 21:32	1.421
Vinyl chloride	ND		1.8	0.62	ug/m3			01/16/26 21:32	1.421
Surrogate	%Recovery	Qualifier	Limits				Prepared	Analyzed	Dil Fac
1,2-Dichloroethane-d4 (Surr)	88		70 - 130					01/16/26 21:32	1.421

Client Sample Results

Client: S&ME Inc
Project/Site: Durham Parks

Job ID: 650-3362-1
SDG: 65000581

Client Sample ID: 822-LFGP-DUP

Lab Sample ID: 650-3362-10

Date Collected: 12/19/25 15:22

Matrix: Air

Date Received: 01/02/26 09:29

Sample Container: Summa Canister 6L

Method: EPA TO-15 - Volatile Organic Compounds in Air (GC/MS) (Continued)

Surrogate	%Recovery	Qualifier	Limits	Prepared	Analyzed	Dil Fac
4-Bromofluorobenzene (Surr)	106		70 - 130		01/16/26 21:32	1.421
Toluene-d8 (Surr)	99		70 - 130		01/16/26 21:32	1.421

Method: ASTM D1946 - Fixed Gases and Light Hydrocarbons in Air by GC/FID/TCD

Analyte	Result	Qualifier	RL	MDL	Unit	D	Prepared	Analyzed	Dil Fac
Methane	ND		0.00014	0.000047	% v/v			01/16/26 17:24	1.421

Client Sample ID: 822-LFGP-DUP-2

Lab Sample ID: 650-3362-11

Date Collected: 12/22/25 11:54

Matrix: Air

Date Received: 01/02/26 09:29

Sample Container: Summa Canister 6L

Method: EPA TO-15 - Volatile Organic Compounds in Air (GC/MS)

Analyte	Result	Qualifier	RL	MDL	Unit	D	Prepared	Analyzed	Dil Fac
1,1,1-Trichloroethane	ND		4.1	1.4	ug/m3			01/16/26 22:01	1.516
1,1,2,2-Tetrachloroethane	ND		5.2	1.8	ug/m3			01/16/26 22:01	1.516
1,1,2-Trichloroethane	ND		4.1	1.4	ug/m3			01/16/26 22:01	1.516
1,1-Dichloroethane	ND		3.1	1.0	ug/m3			01/16/26 22:01	1.516
1,1-Dichloroethene	ND		3.0	1.0	ug/m3			01/16/26 22:01	1.516
1,2,4-Trichlorobenzene	ND		23	7.5	ug/m3			01/16/26 22:01	1.516
1,2,4-Trimethylbenzene	ND		3.7	1.3	ug/m3			01/16/26 22:01	1.516
1,2-Dibromoethane (EDB)	ND		5.8	2.0	ug/m3			01/16/26 22:01	1.516
1,2-Dichlorobenzene	ND		4.6	1.5	ug/m3			01/16/26 22:01	1.516
1,2-Dichloroethane	ND		3.1	1.0	ug/m3			01/16/26 22:01	1.516
1,2-Dichloropropane	ND		3.5	1.2	ug/m3			01/16/26 22:01	1.516
1,3,5-Trimethylbenzene	ND		3.7	1.3	ug/m3			01/16/26 22:01	1.516
1,3-Butadiene	ND		1.7	0.57	ug/m3			01/16/26 22:01	1.516
1,3-Dichlorobenzene	ND		4.6	1.5	ug/m3			01/16/26 22:01	1.516
1,4-Dichlorobenzene	ND		4.6	1.5	ug/m3			01/16/26 22:01	1.516
1,4-Dioxane	ND		5.5	1.8	ug/m3			01/16/26 22:01	1.516
2,2,4-Trimethylpentane	ND		3.5	1.2	ug/m3			01/16/26 22:01	1.516
2-Butanone (MEK)	ND		8.9	3.0	ug/m3			01/16/26 22:01	1.516
2-Hexanone	ND		12	4.2	ug/m3			01/16/26 22:01	1.516
2-Propanol	ND		7.5	2.5	ug/m3			01/16/26 22:01	1.516
3-Chloropropene	ND		2.4	0.81	ug/m3			01/16/26 22:01	1.516
4-Ethyltoluene	ND		3.7	1.3	ug/m3			01/16/26 22:01	1.516
4-Methyl-2-pentanone (MIBK)	ND		3.1	1.1	ug/m3			01/16/26 22:01	1.516
Acetone	7.0	J	18	6.0	ug/m3			01/16/26 22:01	1.516
alpha-Chlorotoluene	ND		3.9	1.3	ug/m3			01/16/26 22:01	1.516
Benzene	3.4		2.4	0.82	ug/m3			01/16/26 22:01	1.516
Bromodichloromethane	ND		5.1	1.7	ug/m3			01/16/26 22:01	1.516
Bromoform	ND		7.8	2.7	ug/m3			01/16/26 22:01	1.516
Bromomethane	ND		5.9	1.9	ug/m3			01/16/26 22:01	1.516
Carbon disulfide	ND		9.4	3.2	ug/m3			01/16/26 22:01	1.516
Carbon tetrachloride	ND		4.8	1.6	ug/m3			01/16/26 22:01	1.516
Chlorobenzene	ND		3.5	1.2	ug/m3			01/16/26 22:01	1.516
Chloroethane	ND		8.0	2.7	ug/m3			01/16/26 22:01	1.516
Chloroform	ND		3.7	1.3	ug/m3			01/16/26 22:01	1.516
Chloromethane	ND		16	5.2	ug/m3			01/16/26 22:01	1.516

Client Sample Results

Client: S&ME Inc
Project/Site: Durham Parks

Job ID: 650-3362-1
SDG: 65000581

Client Sample ID: 822-LFGP-DUP-2

Lab Sample ID: 650-3362-11

Date Collected: 12/22/25 11:54

Matrix: Air

Date Received: 01/02/26 09:29

Sample Container: Summa Canister 6L

Method: EPA TO-15 - Volatile Organic Compounds in Air (GC/MS) (Continued)

Analyte	Result	Qualifier	RL	MDL	Unit	D	Prepared	Analyzed	Dil Fac
cis-1,2-Dichloroethene	ND		3.0	1.0	ug/m3			01/16/26 22:01	1.516
cis-1,3-Dichloropropene	ND		3.4	1.2	ug/m3			01/16/26 22:01	1.516
Cumene	ND		3.7	1.3	ug/m3			01/16/26 22:01	1.516
Cyclohexane	3.9		2.6	0.89	ug/m3			01/16/26 22:01	1.516
Dibromochloromethane	ND		6.5	2.2	ug/m3			01/16/26 22:01	1.516
Ethanol	ND	*-	14	4.8	ug/m3			01/16/26 22:01	1.516
Ethylbenzene	ND		3.3	1.1	ug/m3			01/16/26 22:01	1.516
Freon 11	ND		4.3	1.4	ug/m3			01/16/26 22:01	1.516
Freon 113	ND		5.8	2.0	ug/m3			01/16/26 22:01	1.516
Freon 12	39		3.7	1.3	ug/m3			01/16/26 22:01	1.516
Freon-114	ND		5.3	1.8	ug/m3			01/16/26 22:01	1.516
Heptane	ND		3.1	1.1	ug/m3			01/16/26 22:01	1.516
Hexachlorobutadiene	ND		32	11	ug/m3			01/16/26 22:01	1.516
Hexane	ND		2.7	0.91	ug/m3			01/16/26 22:01	1.516
m,p-Xylenes	ND		6.6	2.2	ug/m3			01/16/26 22:01	1.516
Methyl tert-butyl ether	ND		11	3.7	ug/m3			01/16/26 22:01	1.516
Methylene Chloride	1.9	J	5.3	1.7	ug/m3			01/16/26 22:01	1.516
Naphthalene	ND		7.9	1.4	ug/m3			01/16/26 22:01	1.516
o-Xylene	ND		3.3	1.1	ug/m3			01/16/26 22:01	1.516
Propylbenzene	ND		3.7	1.3	ug/m3			01/16/26 22:01	1.516
Styrene	ND		3.2	1.1	ug/m3			01/16/26 22:01	1.516
Tetrachloroethene	ND		5.1	1.7	ug/m3			01/16/26 22:01	1.516
Tetrahydrofuran	ND	*-	2.2	0.76	ug/m3			01/16/26 22:01	1.516
Toluene	ND		5.7	1.9	ug/m3			01/16/26 22:01	1.516
trans-1,2-Dichloroethene	ND		3.0	1.0	ug/m3			01/16/26 22:01	1.516
trans-1,3-Dichloropropene	ND		3.4	1.2	ug/m3			01/16/26 22:01	1.516
Trichloroethene	ND		4.1	1.4	ug/m3			01/16/26 22:01	1.516
Vinyl chloride	ND		1.9	0.66	ug/m3			01/16/26 22:01	1.516

Surrogate	%Recovery	Qualifier	Limits	Prepared	Analyzed	Dil Fac
1,2-Dichloroethane-d4 (Surr)	92		70 - 130		01/16/26 22:01	1.516
4-Bromofluorobenzene (Surr)	106		70 - 130		01/16/26 22:01	1.516
Toluene-d8 (Surr)	99		70 - 130		01/16/26 22:01	1.516

Method: ASTM D1946 - Fixed Gases and Light Hydrocarbons in Air by GC/FID/TCID

Analyte	Result	Qualifier	RL	MDL	Unit	D	Prepared	Analyzed	Dil Fac
Methane	0.20		0.00015	0.000050	% v/v			01/19/26 18:53	1.516

Client Sample ID: 822-LFGP-10

Lab Sample ID: 650-3362-12

Date Collected: 12/22/25 11:30

Matrix: Air

Date Received: 01/02/26 09:29

Sample Container: Summa Canister 6L

Method: EPA TO-15 - Volatile Organic Compounds in Air (GC/MS)

Analyte	Result	Qualifier	RL	MDL	Unit	D	Prepared	Analyzed	Dil Fac
1,1,1-Trichloroethane	ND		4.3	1.5	ug/m3			01/16/26 22:29	1.587
1,1,2,2-Tetrachloroethane	ND		5.4	1.9	ug/m3			01/16/26 22:29	1.587
1,1,2-Trichloroethane	ND		4.3	1.5	ug/m3			01/16/26 22:29	1.587
1,1-Dichloroethane	ND		3.2	1.1	ug/m3			01/16/26 22:29	1.587

Client Sample Results

Client: S&ME Inc
Project/Site: Durham Parks

Job ID: 650-3362-1
SDG: 65000581

Client Sample ID: 822-LFGP-10

Lab Sample ID: 650-3362-12

Date Collected: 12/22/25 11:30

Matrix: Air

Date Received: 01/02/26 09:29

Sample Container: Summa Canister 6L

Method: EPA TO-15 - Volatile Organic Compounds in Air (GC/MS) (Continued)

Analyte	Result	Qualifier	RL	MDL	Unit	D	Prepared	Analyzed	Dil Fac
1,1-Dichloroethene	ND		3.1	1.1	ug/m3			01/16/26 22:29	1.587
1,2,4-Trichlorobenzene	ND		24	7.9	ug/m3			01/16/26 22:29	1.587
1,2,4-Trimethylbenzene	ND		3.9	1.3	ug/m3			01/16/26 22:29	1.587
1,2-Dibromoethane (EDB)	ND		6.1	2.1	ug/m3			01/16/26 22:29	1.587
1,2-Dichlorobenzene	ND		4.8	1.6	ug/m3			01/16/26 22:29	1.587
1,2-Dichloroethane	ND		3.2	1.1	ug/m3			01/16/26 22:29	1.587
1,2-Dichloropropane	ND		3.7	1.2	ug/m3			01/16/26 22:29	1.587
1,3,5-Trimethylbenzene	ND		3.9	1.3	ug/m3			01/16/26 22:29	1.587
1,3-Butadiene	ND		1.8	0.60	ug/m3			01/16/26 22:29	1.587
1,3-Dichlorobenzene	ND		4.8	1.6	ug/m3			01/16/26 22:29	1.587
1,4-Dichlorobenzene	ND		4.8	1.6	ug/m3			01/16/26 22:29	1.587
1,4-Dioxane	ND		5.7	1.9	ug/m3			01/16/26 22:29	1.587
2,2,4-Trimethylpentane	ND		3.7	1.3	ug/m3			01/16/26 22:29	1.587
2-Butanone (MEK)	ND		9.4	3.1	ug/m3			01/16/26 22:29	1.587
2-Hexanone	ND		13	4.4	ug/m3			01/16/26 22:29	1.587
2-Propanol	5.5	J	7.8	2.6	ug/m3			01/16/26 22:29	1.587
3-Chloropropene	ND		2.5	0.84	ug/m3			01/16/26 22:29	1.587
4-Ethyltoluene	ND		3.9	1.3	ug/m3			01/16/26 22:29	1.587
4-Methyl-2-pentanone (MIBK)	ND		3.3	1.1	ug/m3			01/16/26 22:29	1.587
Acetone	23		19	6.3	ug/m3			01/16/26 22:29	1.587
alpha-Chlorotoluene	ND		4.1	1.4	ug/m3			01/16/26 22:29	1.587
Benzene	ND		2.5	0.86	ug/m3			01/16/26 22:29	1.587
Bromodichloromethane	ND		5.3	1.8	ug/m3			01/16/26 22:29	1.587
Bromoform	ND		8.2	2.8	ug/m3			01/16/26 22:29	1.587
Bromomethane	ND		6.2	2.0	ug/m3			01/16/26 22:29	1.587
Carbon disulfide	ND		9.9	3.3	ug/m3			01/16/26 22:29	1.587
Carbon tetrachloride	ND		5.0	1.7	ug/m3			01/16/26 22:29	1.587
Chlorobenzene	ND		3.7	1.2	ug/m3			01/16/26 22:29	1.587
Chloroethane	ND		8.4	2.8	ug/m3			01/16/26 22:29	1.587
Chloroform	ND		3.9	1.3	ug/m3			01/16/26 22:29	1.587
Chloromethane	ND		16	5.5	ug/m3			01/16/26 22:29	1.587
cis-1,2-Dichloroethene	ND		3.1	1.1	ug/m3			01/16/26 22:29	1.587
cis-1,3-Dichloropropene	ND		3.6	1.2	ug/m3			01/16/26 22:29	1.587
Cumene	ND		3.9	1.3	ug/m3			01/16/26 22:29	1.587
Cyclohexane	ND		2.7	0.93	ug/m3			01/16/26 22:29	1.587
Dibromochloromethane	ND		6.8	2.3	ug/m3			01/16/26 22:29	1.587
Ethanol	5.3	J *-	15	5.0	ug/m3			01/16/26 22:29	1.587
Ethylbenzene	ND		3.4	1.2	ug/m3			01/16/26 22:29	1.587
Freon 11	ND		4.5	1.5	ug/m3			01/16/26 22:29	1.587
Freon 113	ND		6.1	2.1	ug/m3			01/16/26 22:29	1.587
Freon 12	1.6	J	3.9	1.3	ug/m3			01/16/26 22:29	1.587
Freon-114	ND		5.5	1.9	ug/m3			01/16/26 22:29	1.587
Heptane	ND		3.3	1.1	ug/m3			01/16/26 22:29	1.587
Hexachlorobutadiene	ND		34	11	ug/m3			01/16/26 22:29	1.587
Hexane	ND		2.8	0.95	ug/m3			01/16/26 22:29	1.587
m,p-Xylenes	ND		6.9	2.3	ug/m3			01/16/26 22:29	1.587
Methyl tert-butyl ether	ND		11	3.8	ug/m3			01/16/26 22:29	1.587
Methylene Chloride	2.0	J	5.5	1.8	ug/m3			01/16/26 22:29	1.587

Client Sample Results

Client: S&ME Inc
Project/Site: Durham Parks

Job ID: 650-3362-1
SDG: 65000581

Client Sample ID: 822-LFGP-10

Lab Sample ID: 650-3362-12

Date Collected: 12/22/25 11:30

Matrix: Air

Date Received: 01/02/26 09:29

Sample Container: Summa Canister 6L

Method: EPA TO-15 - Volatile Organic Compounds in Air (GC/MS) (Continued)

Analyte	Result	Qualifier	RL	MDL	Unit	D	Prepared	Analyzed	Dil Fac
Naphthalene	ND		8.3	1.4	ug/m3			01/16/26 22:29	1.587
o-Xylene	ND		3.4	1.2	ug/m3			01/16/26 22:29	1.587
Propylbenzene	ND		3.9	1.3	ug/m3			01/16/26 22:29	1.587
Styrene	ND		3.4	1.1	ug/m3			01/16/26 22:29	1.587
Tetrachloroethene	2.4	J	5.4	1.8	ug/m3			01/16/26 22:29	1.587
Tetrahydrofuran	ND	*-	2.3	0.80	ug/m3			01/16/26 22:29	1.587
Toluene	ND		6.0	2.0	ug/m3			01/16/26 22:29	1.587
trans-1,2-Dichloroethene	ND		3.1	1.1	ug/m3			01/16/26 22:29	1.587
trans-1,3-Dichloropropene	ND		3.6	1.2	ug/m3			01/16/26 22:29	1.587
Trichloroethene	ND		4.3	1.4	ug/m3			01/16/26 22:29	1.587
Vinyl chloride	ND		2.0	0.69	ug/m3			01/16/26 22:29	1.587
Surrogate	%Recovery	Qualifier	Limits				Prepared	Analyzed	Dil Fac
1,2-Dichloroethane-d4 (Surr)	88		70 - 130					01/16/26 22:29	1.587
4-Bromofluorobenzene (Surr)	106		70 - 130					01/16/26 22:29	1.587
Toluene-d8 (Surr)	98		70 - 130					01/16/26 22:29	1.587

Method: ASTM D1946 - Fixed Gases and Light Hydrocarbons in Air by GC/FID/TCD

Analyte	Result	Qualifier	RL	MDL	Unit	D	Prepared	Analyzed	Dil Fac
Methane	0.00026		0.00016	0.000052	% v/v			01/19/26 19:18	1.587

Surrogate Summary

Client: S&ME Inc
Project/Site: Durham Parks

Job ID: 650-3362-1
SDG: 65000581

Method: TO-15 - Volatile Organic Compounds in Air (GC/MS)

Matrix: Air

Prep Type: Total/NA

Percent Surrogate Recovery (Acceptance Limits)

Lab Sample ID	Client Sample ID	Percent Surrogate Recovery (Acceptance Limits)		
		DCA (70-130)	BFB (70-130)	TOL (70-130)
650-3362-1	822-LFGP-1	91	107	98
650-3362-2	822-LFGP-2	90	106	97
650-3362-3	822-LFGP-3	91	108	97
650-3362-4	822-LFGP-4	85	105	99
650-3362-5	822-LFGP-5	91	104	98
650-3362-6	822-LFGP-6	92	106	99
650-3362-7	822-LFGP-7	91	106	98
650-3362-8	822-LFGP-8	89	105	98
650-3362-9	822-LFGP-9	90	105	98
650-3362-10	822-LFGP-DUP	88	106	99
650-3362-11	822-LFGP-DUP-2	92	106	99
650-3362-12	822-LFGP-10	88	106	98
LCS 650-8116/5	Lab Control Sample	88	108	99
LCSD 650-8116/7	Lab Control Sample Dup	89	107	98
MB 650-8116/8	Method Blank	84	106	98

Surrogate Legend

DCA = 1,2-Dichloroethane-d4 (Surr)

BFB = 4-Bromofluorobenzene (Surr)

TOL = Toluene-d8 (Surr)

QC Sample Results

Client: S&ME Inc
Project/Site: Durham Parks

Job ID: 650-3362-1
SDG: 65000581

Method: TO-15 - Volatile Organic Compounds in Air (GC/MS)

Lab Sample ID: MB 650-8116/8
Matrix: Air
Analysis Batch: 8116

Client Sample ID: Method Blank
Prep Type: Total/NA

Analyte	MB	MB	RL	MDL	Unit	D	Prepared	Analyzed	Dil Fac
	Result	Qualifier							
1,1,1-Trichloroethane	ND		2.7	0.93	ug/m3			01/16/26 14:55	1
1,1,2,2-Tetrachloroethane	ND		3.4	1.2	ug/m3			01/16/26 14:55	1
1,1,2-Trichloroethane	ND		2.7	0.93	ug/m3			01/16/26 14:55	1
1,1-Dichloroethane	ND		2.0	0.69	ug/m3			01/16/26 14:55	1
1,1-Dichloroethene	ND		2.0	0.67	ug/m3			01/16/26 14:55	1
1,2,4-Trichlorobenzene	ND		15	5.0	ug/m3			01/16/26 14:55	1
1,2,4-Trimethylbenzene	ND		2.5	0.84	ug/m3			01/16/26 14:55	1
1,2-Dibromoethane (EDB)	ND		3.8	1.3	ug/m3			01/16/26 14:55	1
1,2-Dichlorobenzene	ND		3.0	1.0	ug/m3			01/16/26 14:55	1
1,2-Dichloroethane	ND		2.0	0.69	ug/m3			01/16/26 14:55	1
1,2-Dichloropropane	ND		2.3	0.79	ug/m3			01/16/26 14:55	1
1,3,5-Trimethylbenzene	ND		2.5	0.84	ug/m3			01/16/26 14:55	1
1,3-Butadiene	ND		1.1	0.38	ug/m3			01/16/26 14:55	1
1,3-Dichlorobenzene	ND		3.0	1.0	ug/m3			01/16/26 14:55	1
1,4-Dichlorobenzene	ND		3.0	1.0	ug/m3			01/16/26 14:55	1
1,4-Dioxane	ND		3.6	1.2	ug/m3			01/16/26 14:55	1
2,2,4-Trimethylpentane	ND		2.3	0.79	ug/m3			01/16/26 14:55	1
2-Butanone (MEK)	ND		5.9	2.0	ug/m3			01/16/26 14:55	1
2-Hexanone	ND		8.2	2.7	ug/m3			01/16/26 14:55	1
2-Propanol	ND		4.9	1.6	ug/m3			01/16/26 14:55	1
3-Chloropropene	ND		1.6	0.53	ug/m3			01/16/26 14:55	1
4-Ethyltoluene	ND		2.5	0.84	ug/m3			01/16/26 14:55	1
4-Methyl-2-pentanone (MIBK)	ND		2.0	0.70	ug/m3			01/16/26 14:55	1
Acetone	ND		12	4.0	ug/m3			01/16/26 14:55	1
alpha-Chlorotoluene	ND		2.6	0.88	ug/m3			01/16/26 14:55	1
Benzene	ND		1.6	0.54	ug/m3			01/16/26 14:55	1
Bromodichloromethane	ND		3.4	1.1	ug/m3			01/16/26 14:55	1
Bromoform	ND		5.2	1.8	ug/m3			01/16/26 14:55	1
Bromomethane	ND		3.9	1.3	ug/m3			01/16/26 14:55	1
Carbon disulfide	ND		6.2	2.1	ug/m3			01/16/26 14:55	1
Carbon tetrachloride	ND		3.1	1.1	ug/m3			01/16/26 14:55	1
Chlorobenzene	ND		2.3	0.78	ug/m3			01/16/26 14:55	1
Chloroethane	ND		5.3	1.8	ug/m3			01/16/26 14:55	1
Chloroform	ND		2.4	0.83	ug/m3			01/16/26 14:55	1
Chloromethane	ND		10	3.4	ug/m3			01/16/26 14:55	1
cis-1,2-Dichloroethene	ND		2.0	0.67	ug/m3			01/16/26 14:55	1
cis-1,3-Dichloropropene	ND		2.3	0.77	ug/m3			01/16/26 14:55	1
Cumene	ND		2.5	0.84	ug/m3			01/16/26 14:55	1
Cyclohexane	ND		1.7	0.59	ug/m3			01/16/26 14:55	1
Dibromochloromethane	ND		4.3	1.4	ug/m3			01/16/26 14:55	1
Ethanol	ND		9.4	3.1	ug/m3			01/16/26 14:55	1
Ethylbenzene	ND		2.2	0.74	ug/m3			01/16/26 14:55	1
Freon 11	ND		2.8	0.96	ug/m3			01/16/26 14:55	1
Freon 113	ND		3.8	1.3	ug/m3			01/16/26 14:55	1
Freon 12	ND		2.5	0.84	ug/m3			01/16/26 14:55	1
Freon-114	ND		3.5	1.2	ug/m3			01/16/26 14:55	1
Heptane	ND		2.0	0.70	ug/m3			01/16/26 14:55	1
Hexachlorobutadiene	ND		21	7.1	ug/m3			01/16/26 14:55	1

QC Sample Results

Client: S&ME Inc
Project/Site: Durham Parks

Job ID: 650-3362-1
SDG: 65000581

Method: TO-15 - Volatile Organic Compounds in Air (GC/MS) (Continued)

Lab Sample ID: MB 650-8116/8
Matrix: Air
Analysis Batch: 8116

Client Sample ID: Method Blank
Prep Type: Total/NA

Analyte	MB Result	MB Qualifier	RL	MDL	Unit	D	Prepared	Analyzed	Dil Fac
Hexane	ND		1.8	0.60	ug/m3			01/16/26 14:55	1
m,p-Xylenes	ND		4.3	1.4	ug/m3			01/16/26 14:55	1
Methyl tert-butyl ether	ND		7.2	2.4	ug/m3			01/16/26 14:55	1
Methylene Chloride	ND		3.5	1.1	ug/m3			01/16/26 14:55	1
Naphthalene	ND		5.2	0.89	ug/m3			01/16/26 14:55	1
o-Xylene	ND		2.2	0.74	ug/m3			01/16/26 14:55	1
Propylbenzene	ND		2.5	0.84	ug/m3			01/16/26 14:55	1
Styrene	ND		2.1	0.72	ug/m3			01/16/26 14:55	1
Tetrachloroethene	ND		3.4	1.2	ug/m3			01/16/26 14:55	1
Tetrahydrofuran	ND		1.5	0.50	ug/m3			01/16/26 14:55	1
Toluene	ND		3.8	1.2	ug/m3			01/16/26 14:55	1
trans-1,2-Dichloroethene	ND		2.0	0.67	ug/m3			01/16/26 14:55	1
trans-1,3-Dichloropropene	ND		2.3	0.77	ug/m3			01/16/26 14:55	1
Trichloroethene	ND		2.7	0.91	ug/m3			01/16/26 14:55	1
Vinyl chloride	ND		1.3	0.43	ug/m3			01/16/26 14:55	1

Surrogate	MB %Recovery	MB Qualifier	Limits	Prepared	Analyzed	Dil Fac
1,2-Dichloroethane-d4 (Surr)	84		70 - 130		01/16/26 14:55	1
4-Bromofluorobenzene (Surr)	106		70 - 130		01/16/26 14:55	1
Toluene-d8 (Surr)	98		70 - 130		01/16/26 14:55	1

Lab Sample ID: LCS 650-8116/5
Matrix: Air
Analysis Batch: 8116

Client Sample ID: Lab Control Sample
Prep Type: Total/NA

Analyte	Spike Added	LCS Result	LCS Qualifier	Unit	D	%Rec	%Rec Limits
1,1,1-Trichloroethane	109	106		ug/m3		97	70 - 130
1,1,1,2-Tetrachloroethane	137	137		ug/m3		100	70 - 130
1,1,1,2-Trichloroethane	109	112		ug/m3		103	70 - 130
1,1-Dichloroethane	80.7	72.4		ug/m3		90	70 - 130
1,1-Dichloroethene	79.1	75.2		ug/m3		95	70 - 130
1,2,4-Trichlorobenzene	166	161		ug/m3		97	70 - 130
1,2,4-Trimethylbenzene	98.1	102		ug/m3		104	70 - 130
1,2-Dibromoethane (EDB)	153	162		ug/m3		106	70 - 130
1,2-Dichlorobenzene	120	132		ug/m3		110	70 - 130
1,2-Dichloroethane	80.7	69.0		ug/m3		85	70 - 130
1,2-Dichloropropane	92.2	74.9		ug/m3		81	70 - 130
1,3,5-Trimethylbenzene	98.1	102		ug/m3		105	70 - 130
1,3-Butadiene	44.1	43.9		ug/m3		99	70 - 130
1,3-Dichlorobenzene	120	129		ug/m3		108	70 - 130
1,4-Dichlorobenzene	120	129		ug/m3		108	70 - 130
1,4-Dioxane	71.9	66.4		ug/m3		92	70 - 130
2,2,4-Trimethylpentane	93.2	73.2		ug/m3		79	70 - 130
2-Butanone (MEK)	58.8	46.0		ug/m3		78	70 - 130
2-Hexanone	81.8	62.8		ug/m3		77	70 - 130
2-Propanol	49.0	41.3		ug/m3		84	70 - 130
3-Chloropropene	62.4	54.6		ug/m3		87	70 - 130
4-Ethyltoluene	98.1	107		ug/m3		109	70 - 130

QC Sample Results

Client: S&ME Inc
Project/Site: Durham Parks

Job ID: 650-3362-1
SDG: 65000581

Method: TO-15 - Volatile Organic Compounds in Air (GC/MS) (Continued)

Lab Sample ID: LCS 650-8116/5
Matrix: Air
Analysis Batch: 8116

Client Sample ID: Lab Control Sample
Prep Type: Total/NA

Analyte	Spike Added	LCS Result	LCS Qualifier	Unit	D	%Rec	%Rec Limits
4-Methyl-2-pentanone (MIBK)	81.7	64.6		ug/m3		79	70 - 130
Acetone	47.4	37.1		ug/m3		78	70 - 130
alpha-Chlorotoluene	103	108		ug/m3		105	70 - 130
Benzene	63.7	54.9		ug/m3		86	70 - 130
Bromodichloromethane	134	135		ug/m3		101	70 - 130
Bromoform	206	234		ug/m3		114	70 - 130
Bromomethane	77.5	78.2		ug/m3		101	70 - 130
Carbon disulfide	62.1	51.9		ug/m3		84	70 - 130
Carbon tetrachloride	125	127		ug/m3		101	70 - 130
Chlorobenzene	91.8	83.6		ug/m3		91	70 - 130
Chloroethane	52.6	48.7		ug/m3		92	70 - 130
Chloroform	97.4	82.7		ug/m3		85	70 - 130
Chloromethane	41.2	42.3		ug/m3		103	70 - 130
cis-1,2-Dichloroethene	79.1	72.0		ug/m3		91	70 - 130
cis-1,3-Dichloropropene	90.5	87.7		ug/m3		97	70 - 130
Cumene	98.1	88.2		ug/m3		90	70 - 130
Cyclohexane	68.7	56.6		ug/m3		82	70 - 130
Dibromochloromethane	170	189		ug/m3		111	70 - 130
Ethanol	44.4	31.6		ug/m3		71	70 - 130
Ethylbenzene	86.6	76.0		ug/m3		88	70 - 130
Freon 11	112	116		ug/m3		104	70 - 130
Freon 113	153	162		ug/m3		106	70 - 130
Freon 12	98.7	99.1		ug/m3		100	70 - 130
Freon-114	139	149		ug/m3		107	70 - 130
Heptane	81.8	68.5		ug/m3		84	70 - 130
Hexachlorobutadiene	236	226		ug/m3		96	70 - 130
Hexane	70.3	52.5		ug/m3		75	70 - 130
m,p-Xylenes	86.6	76.8		ug/m3		89	70 - 130
Methyl tert-butyl ether	71.9	55.4		ug/m3		77	70 - 130
Methylene Chloride	69.3	50.2		ug/m3		72	70 - 130
Naphthalene	10.5	10.8		ug/m3		104	60 - 140
o-Xylene	86.6	77.0		ug/m3		89	70 - 130
Propylbenzene	98.1	105		ug/m3		107	70 - 130
Styrene	85.0	86.3		ug/m3		102	70 - 130
Tetrachloroethene	135	130		ug/m3		96	70 - 130
Tetrahydrofuran	58.8	40.1	*	ug/m3		68	70 - 130
Toluene	75.2	66.6		ug/m3		89	70 - 130
trans-1,2-Dichloroethene	79.1	69.9		ug/m3		88	70 - 130
trans-1,3-Dichloropropene	90.5	88.5		ug/m3		98	70 - 130
Trichloroethene	107	99.1		ug/m3		92	70 - 130
Vinyl chloride	51.0	57.2		ug/m3		112	70 - 130

Surrogate	LCS %Recovery	LCS Qualifier	Limits
1,2-Dichloroethane-d4 (Surr)	88		70 - 130
4-Bromofluorobenzene (Surr)	108		70 - 130
Toluene-d8 (Surr)	99		70 - 130

QC Sample Results

Client: S&ME Inc
Project/Site: Durham Parks

Job ID: 650-3362-1
SDG: 65000581

Method: TO-15 - Volatile Organic Compounds in Air (GC/MS) (Continued)

Lab Sample ID: LCSD 650-8116/7
Matrix: Air
Analysis Batch: 8116

Client Sample ID: Lab Control Sample Dup
Prep Type: Total/NA

Analyte	Spike Added	LCSD Result	LCSD Qualifier	Unit	D	%Rec	%Rec Limits	RPD	RPD Limit
1,1,1-Trichloroethane	109	103		ug/m3		94	70 - 130	3	25
1,1,2,2-Tetrachloroethane	137	135		ug/m3		99	70 - 130	2	25
1,1,2-Trichloroethane	109	112		ug/m3		103	70 - 130	1	25
1,1-Dichloroethane	80.7	69.6		ug/m3		86	70 - 130	4	25
1,1-Dichloroethene	79.1	72.9		ug/m3		92	70 - 130	3	25
1,2,4-Trichlorobenzene	166	164		ug/m3		99	70 - 130	2	25
1,2,4-Trimethylbenzene	98.1	102		ug/m3		104	70 - 130	1	25
1,2-Dibromoethane (EDB)	153	160		ug/m3		104	70 - 130	2	25
1,2-Dichlorobenzene	120	131		ug/m3		109	70 - 130	1	25
1,2-Dichloroethane	80.7	68.3		ug/m3		85	70 - 130	1	25
1,2-Dichloropropane	92.2	74.6		ug/m3		81	70 - 130	0	25
1,3,5-Trimethylbenzene	98.1	100		ug/m3		102	70 - 130	2	25
1,3-Butadiene	44.1	43.6		ug/m3		99	70 - 130	1	25
1,3-Dichlorobenzene	120	127		ug/m3		105	70 - 130	2	25
1,4-Dichlorobenzene	120	126		ug/m3		105	70 - 130	3	25
1,4-Dioxane	71.9	60.7		ug/m3		84	70 - 130	9	25
2,2,4-Trimethylpentane	93.2	69.9		ug/m3		75	70 - 130	5	25
2-Butanone (MEK)	58.8	44.5		ug/m3		76	70 - 130	3	25
2-Hexanone	81.8	62.3		ug/m3		76	70 - 130	1	25
2-Propanol	49.0	37.2		ug/m3		76	70 - 130	10	25
3-Chloropropene	62.4	53.6		ug/m3		86	70 - 130	2	25
4-Ethyltoluene	98.1	102		ug/m3		104	70 - 130	4	25
4-Methyl-2-pentanone (MIBK)	81.7	65.8		ug/m3		80	70 - 130	2	25
Acetone	47.4	35.1		ug/m3		74	70 - 130	5	25
alpha-Chlorotoluene	103	107		ug/m3		104	70 - 130	1	25
Benzene	63.7	53.9		ug/m3		84	70 - 130	2	25
Bromodichloromethane	134	133		ug/m3		100	70 - 130	1	25
Bromoform	206	235		ug/m3		114	70 - 130	0	25
Bromomethane	77.5	75.7		ug/m3		98	70 - 130	3	25
Carbon disulfide	62.1	50.6		ug/m3		81	70 - 130	3	25
Carbon tetrachloride	125	126		ug/m3		100	70 - 130	1	25
Chlorobenzene	91.8	81.4		ug/m3		89	70 - 130	3	25
Chloroethane	52.6	47.7		ug/m3		91	70 - 130	2	25
Chloroform	97.4	80.7		ug/m3		83	70 - 130	3	25
Chloromethane	41.2	39.3		ug/m3		95	70 - 130	7	25
cis-1,2-Dichloroethene	79.1	71.6		ug/m3		91	70 - 130	1	25
cis-1,3-Dichloropropene	90.5	87.0		ug/m3		96	70 - 130	1	25
Cumene	98.1	87.5		ug/m3		89	70 - 130	1	25
Cyclohexane	68.7	56.8		ug/m3		83	70 - 130	0	25
Dibromochloromethane	170	186		ug/m3		110	70 - 130	2	25
Ethanol	44.4	28.0	*	ug/m3		63	70 - 130	12	25
Ethylbenzene	86.6	76.4		ug/m3		88	70 - 130	1	25
Freon 11	112	113		ug/m3		101	70 - 130	3	25
Freon 113	153	156		ug/m3		102	70 - 130	4	25
Freon 12	98.7	96.4		ug/m3		98	70 - 130	3	25
Freon-114	139	146		ug/m3		105	70 - 130	2	25
Heptane	81.8	69.4		ug/m3		85	70 - 130	1	25
Hexachlorobutadiene	236	232		ug/m3		98	70 - 130	2	25

QC Sample Results

Client: S&ME Inc
Project/Site: Durham Parks

Job ID: 650-3362-1
SDG: 65000581

Method: TO-15 - Volatile Organic Compounds in Air (GC/MS) (Continued)

Lab Sample ID: LCSD 650-8116/7
Matrix: Air
Analysis Batch: 8116

Client Sample ID: Lab Control Sample Dup
Prep Type: Total/NA

Analyte	Spike Added	LCSD Result	LCSD Qualifier	Unit	D	%Rec	%Rec Limits	RPD	RPD Limit
Hexane	70.3	50.9		ug/m3		72	70 - 130	3	25
m,p-Xylenes	86.6	75.3		ug/m3		87	70 - 130	2	25
Methyl tert-butyl ether	71.9	54.1		ug/m3		75	70 - 130	3	25
Methylene Chloride	69.3	49.7		ug/m3		72	70 - 130	1	25
Naphthalene	10.5	11.0		ug/m3		106	60 - 140	2	25
o-Xylene	86.6	76.4		ug/m3		88	70 - 130	1	25
Propylbenzene	98.1	105		ug/m3		107	70 - 130	1	25
Styrene	85.0	86.4		ug/m3		102	70 - 130	0	25
Tetrachloroethene	135	127		ug/m3		94	70 - 130	3	25
Tetrahydrofuran	58.8	38.1	*-	ug/m3		65	70 - 130	5	25
Toluene	75.2	66.5		ug/m3		88	70 - 130	0	25
trans-1,2-Dichloroethene	79.1	68.6		ug/m3		87	70 - 130	2	25
trans-1,3-Dichloropropene	90.5	87.0		ug/m3		96	70 - 130	2	25
Trichloroethene	107	101		ug/m3		94	70 - 130	2	25
Vinyl chloride	51.0	55.5		ug/m3		109	70 - 130	3	25

Surrogate	LCSD		Limits
	%Recovery	Qualifier	
1,2-Dichloroethane-d4 (Surr)	89		70 - 130
4-Bromofluorobenzene (Surr)	107		70 - 130
Toluene-d8 (Surr)	98		70 - 130

Method: D1946 - Fixed Gases and Light Hydrocarbons in Air by GC/FID/TCD

Lab Sample ID: MB 650-8064/3
Matrix: Air
Analysis Batch: 8064

Client Sample ID: Method Blank
Prep Type: Total/NA

Analyte	MB Result	MB Qualifier	RL	MDL	Unit	D	Prepared	Analyzed	Dil Fac
Methane	ND		0.00010	0.000033	% v/v			01/16/26 08:35	1

Lab Sample ID: LCS 650-8064/2
Matrix: Air
Analysis Batch: 8064

Client Sample ID: Lab Control Sample
Prep Type: Total/NA

Analyte	Spike Added	LCS Result	LCS Qualifier	Unit	D	%Rec	%Rec Limits
Methane	9.82	9.81		% v/v		100	85 - 115

Lab Sample ID: LCSD 650-8064/24
Matrix: Air
Analysis Batch: 8064

Client Sample ID: Lab Control Sample Dup
Prep Type: Total/NA

Analyte	Spike Added	LCSD Result	LCSD Qualifier	Unit	D	%Rec	%Rec Limits	RPD	RPD Limit
Methane	9.82	9.67		% v/v		98	85 - 115	1	25

QC Sample Results

Client: S&ME Inc
Project/Site: Durham Parks

Job ID: 650-3362-1
SDG: 65000581

Method: D1946 - Fixed Gases and Light Hydrocarbons in Air by GC/FID/TCD (Continued)

Lab Sample ID: MB 650-8291/5
Matrix: Air
Analysis Batch: 8291

Client Sample ID: Method Blank
Prep Type: Total/NA

Analyte	MB Result	MB Qualifier	RL	MDL	Unit	D	Prepared	Analyzed	Dil Fac
Methane	ND		0.00010	0.000033	% v/v			01/19/26 15:57	1

Lab Sample ID: LCS 650-8291/2
Matrix: Air
Analysis Batch: 8291

Client Sample ID: Lab Control Sample
Prep Type: Total/NA

Analyte	Spike Added	LCS Result	LCS Qualifier	Unit	D	%Rec	%Rec Limits
Methane	9.82	9.58		% v/v		98	85 - 115

Lab Sample ID: LCSD 650-8291/3
Matrix: Air
Analysis Batch: 8291

Client Sample ID: Lab Control Sample Dup
Prep Type: Total/NA

Analyte	Spike Added	LCSD Result	LCSD Qualifier	Unit	D	%Rec	%Rec Limits	RPD	RPD Limit
Methane	9.82	9.70		% v/v		99	85 - 115	1	25

QC Association Summary

Client: S&ME Inc
Project/Site: Durham Parks

Job ID: 650-3362-1
SDG: 65000581

Air - GC/MS VOA

Analysis Batch: 8116

Lab Sample ID	Client Sample ID	Prep Type	Matrix	Method	Prep Batch
650-3362-1	822-LFGP-1	Total/NA	Air	TO-15	
650-3362-2	822-LFGP-2	Total/NA	Air	TO-15	
650-3362-3	822-LFGP-3	Total/NA	Air	TO-15	
650-3362-4	822-LFGP-4	Total/NA	Air	TO-15	
650-3362-5	822-LFGP-5	Total/NA	Air	TO-15	
650-3362-6	822-LFGP-6	Total/NA	Air	TO-15	
650-3362-7	822-LFGP-7	Total/NA	Air	TO-15	
650-3362-8	822-LFGP-8	Total/NA	Air	TO-15	
650-3362-9	822-LFGP-9	Total/NA	Air	TO-15	
650-3362-10	822-LFGP-DUP	Total/NA	Air	TO-15	
650-3362-11	822-LFGP-DUP-2	Total/NA	Air	TO-15	
650-3362-12	822-LFGP-10	Total/NA	Air	TO-15	
MB 650-8116/8	Method Blank	Total/NA	Air	TO-15	
LCS 650-8116/5	Lab Control Sample	Total/NA	Air	TO-15	
LCSD 650-8116/7	Lab Control Sample Dup	Total/NA	Air	TO-15	

Air - GC VOA

Analysis Batch: 8064

Lab Sample ID	Client Sample ID	Prep Type	Matrix	Method	Prep Batch
650-3362-1	822-LFGP-1	Total/NA	Air	D1946	
650-3362-2	822-LFGP-2	Total/NA	Air	D1946	
650-3362-3	822-LFGP-3	Total/NA	Air	D1946	
650-3362-4	822-LFGP-4	Total/NA	Air	D1946	
650-3362-5	822-LFGP-5	Total/NA	Air	D1946	
650-3362-6	822-LFGP-6	Total/NA	Air	D1946	
650-3362-7	822-LFGP-7	Total/NA	Air	D1946	
650-3362-8	822-LFGP-8	Total/NA	Air	D1946	
650-3362-9	822-LFGP-9	Total/NA	Air	D1946	
650-3362-10	822-LFGP-DUP	Total/NA	Air	D1946	
MB 650-8064/3	Method Blank	Total/NA	Air	D1946	
LCS 650-8064/2	Lab Control Sample	Total/NA	Air	D1946	
LCSD 650-8064/24	Lab Control Sample Dup	Total/NA	Air	D1946	

Analysis Batch: 8291

Lab Sample ID	Client Sample ID	Prep Type	Matrix	Method	Prep Batch
650-3362-11	822-LFGP-DUP-2	Total/NA	Air	D1946	
650-3362-12	822-LFGP-10	Total/NA	Air	D1946	
MB 650-8291/5	Method Blank	Total/NA	Air	D1946	
LCS 650-8291/2	Lab Control Sample	Total/NA	Air	D1946	
LCSD 650-8291/3	Lab Control Sample Dup	Total/NA	Air	D1946	

Lab Chronicle

Client: S&ME Inc
Project/Site: Durham Parks

Job ID: 650-3362-1
SDG: 65000581

Client Sample ID: 822-LFGP-1

Lab Sample ID: 650-3362-1

Date Collected: 12/19/25 15:33

Matrix: Air

Date Received: 01/02/26 09:29

Prep Type	Batch Type	Batch Method	Run	Dilution Factor	Batch Number	Analyst	Lab	Prepared or Analyzed
Total/NA	Analysis	TO-15		1.55	8116	MS	Air Toxics	01/16/26 16:54
Total/NA	Analysis	D1946		1.55	8064	EM	Air Toxics	01/16/26 13:46

Client Sample ID: 822-LFGP-2

Lab Sample ID: 650-3362-2

Date Collected: 12/19/25 14:50

Matrix: Air

Date Received: 01/02/26 09:29

Prep Type	Batch Type	Batch Method	Run	Dilution Factor	Batch Number	Analyst	Lab	Prepared or Analyzed
Total/NA	Analysis	TO-15		1.516	8116	MS	Air Toxics	01/16/26 17:23
Total/NA	Analysis	D1946		1.516	8064	EM	Air Toxics	01/16/26 14:12

Client Sample ID: 822-LFGP-3

Lab Sample ID: 650-3362-3

Date Collected: 12/19/25 15:13

Matrix: Air

Date Received: 01/02/26 09:29

Prep Type	Batch Type	Batch Method	Run	Dilution Factor	Batch Number	Analyst	Lab	Prepared or Analyzed
Total/NA	Analysis	TO-15		1.55	8116	MS	Air Toxics	01/16/26 17:51
Total/NA	Analysis	D1946		1.55	8064	EM	Air Toxics	01/16/26 14:36

Client Sample ID: 822-LFGP-4

Lab Sample ID: 650-3362-4

Date Collected: 12/19/25 14:36

Matrix: Air

Date Received: 01/02/26 09:29

Prep Type	Batch Type	Batch Method	Run	Dilution Factor	Batch Number	Analyst	Lab	Prepared or Analyzed
Total/NA	Analysis	TO-15		1.587	8116	MS	Air Toxics	01/16/26 18:20
Total/NA	Analysis	D1946		1.587	8064	EM	Air Toxics	01/16/26 15:02

Client Sample ID: 822-LFGP-5

Lab Sample ID: 650-3362-5

Date Collected: 12/19/25 13:39

Matrix: Air

Date Received: 01/02/26 09:29

Prep Type	Batch Type	Batch Method	Run	Dilution Factor	Batch Number	Analyst	Lab	Prepared or Analyzed
Total/NA	Analysis	TO-15		1.311	8116	MS	Air Toxics	01/16/26 19:10
Total/NA	Analysis	D1946		1.311	8064	EM	Air Toxics	01/16/26 15:26

Client Sample ID: 822-LFGP-6

Lab Sample ID: 650-3362-6

Date Collected: 12/22/25 11:54

Matrix: Air

Date Received: 01/02/26 09:29

Prep Type	Batch Type	Batch Method	Run	Dilution Factor	Batch Number	Analyst	Lab	Prepared or Analyzed
Total/NA	Analysis	TO-15		1.55	8116	MS	Air Toxics	01/16/26 19:38
Total/NA	Analysis	D1946		1.55	8064	EM	Air Toxics	01/16/26 15:50

Lab Chronicle

Client: S&ME Inc
Project/Site: Durham Parks

Job ID: 650-3362-1
SDG: 65000581

Client Sample ID: 822-LFGP-7

Lab Sample ID: 650-3362-7

Date Collected: 12/22/25 12:08

Matrix: Air

Date Received: 01/02/26 09:29

Prep Type	Batch Type	Batch Method	Run	Dilution Factor	Batch Number	Analyst	Lab	Prepared or Analyzed
Total/NA	Analysis	TO-15		1.625	8116	MS	Air Toxics	01/16/26 20:06
Total/NA	Analysis	D1946		1.625	8064	EM	Air Toxics	01/16/26 16:14

Client Sample ID: 822-LFGP-8

Lab Sample ID: 650-3362-8

Date Collected: 12/22/25 12:23

Matrix: Air

Date Received: 01/02/26 09:29

Prep Type	Batch Type	Batch Method	Run	Dilution Factor	Batch Number	Analyst	Lab	Prepared or Analyzed
Total/NA	Analysis	TO-15		1.516	8116	MS	Air Toxics	01/16/26 20:35
Total/NA	Analysis	D1946		1.516	8064	EM	Air Toxics	01/16/26 16:37

Client Sample ID: 822-LFGP-9

Lab Sample ID: 650-3362-9

Date Collected: 12/22/25 12:39

Matrix: Air

Date Received: 01/02/26 09:29

Prep Type	Batch Type	Batch Method	Run	Dilution Factor	Batch Number	Analyst	Lab	Prepared or Analyzed
Total/NA	Analysis	TO-15		1.587	8116	MS	Air Toxics	01/16/26 21:04
Total/NA	Analysis	D1946		1.587	8064	EM	Air Toxics	01/16/26 17:01

Client Sample ID: 822-LFGP-DUP

Lab Sample ID: 650-3362-10

Date Collected: 12/19/25 15:22

Matrix: Air

Date Received: 01/02/26 09:29

Prep Type	Batch Type	Batch Method	Run	Dilution Factor	Batch Number	Analyst	Lab	Prepared or Analyzed
Total/NA	Analysis	TO-15		1.421	8116	MS	Air Toxics	01/16/26 21:32
Total/NA	Analysis	D1946		1.421	8064	EM	Air Toxics	01/16/26 17:24

Client Sample ID: 822-LFGP-DUP-2

Lab Sample ID: 650-3362-11

Date Collected: 12/22/25 11:54

Matrix: Air

Date Received: 01/02/26 09:29

Prep Type	Batch Type	Batch Method	Run	Dilution Factor	Batch Number	Analyst	Lab	Prepared or Analyzed
Total/NA	Analysis	TO-15		1.516	8116	MS	Air Toxics	01/16/26 22:01
Total/NA	Analysis	D1946		1.516	8291	EM	Air Toxics	01/19/26 18:53

Client Sample ID: 822-LFGP-10

Lab Sample ID: 650-3362-12

Date Collected: 12/22/25 11:30

Matrix: Air

Date Received: 01/02/26 09:29

Prep Type	Batch Type	Batch Method	Run	Dilution Factor	Batch Number	Analyst	Lab	Prepared or Analyzed
Total/NA	Analysis	TO-15		1.587	8116	MS	Air Toxics	01/16/26 22:29
Total/NA	Analysis	D1946		1.587	8291	EM	Air Toxics	01/19/26 19:18

Laboratory References:

Air Toxics = Eurofins Environment Testing Northern California, Air Toxics, 180 BLUE RAVINE ROAD, SUITE B, FOLSOM, CA 95630, TEL (916)985-1000

Eurofins Environment Testing Northern California, Air Toxics

Accreditation/Certification Summary

Client: S&ME Inc
Project/Site: Durham Parks

Job ID: 650-3362-1
SDG: 65000581

Laboratory: Eurofins Environment Testing Northern California, Air Toxics

The accreditations/certifications listed below are applicable to this report.

Authority	Program	Identification Number	Expiration Date
Oregon	NELAP	CA300005	10-17-26

- 1
- 2
- 3
- 4
- 5
- 6
- 7
- 8
- 9
- 10
- 11
- 12
- 13
- 14
- 15

Method Summary

Client: S&ME Inc
Project/Site: Durham Parks

Job ID: 650-3362-1
SDG: 65000581

Method	Method Description	Protocol	Laboratory
TO-15	Volatile Organic Compounds in Air (GC/MS)	EPA	Air Toxics
D1946	Fixed Gases and Light Hydrocarbons in Air by GC/FID/TCD	ASTM	Air Toxics

Protocol References:

ASTM = ASTM International

EPA = US Environmental Protection Agency

Laboratory References:

Air Toxics = Eurofins Environment Testing Northern California, Air Toxics, 180 BLUE RAVINE ROAD, SUITE B, Folsom, CA 95630, TEL (916)985-1000



Sample Summary

Client: S&ME Inc
Project/Site: Durham Parks

Job ID: 650-3362-1
SDG: 65000581

Lab Sample ID	Client Sample ID	Matrix	Collected	Received	Asset ID
650-3362-1	822-LFGP-1	Air	12/19/25 15:33	01/02/26 09:29	Air Canister (6-Liter) #6L3012
650-3362-2	822-LFGP-2	Air	12/19/25 14:50	01/02/26 09:29	Air Canister (6-Liter) #6L0952
650-3362-3	822-LFGP-3	Air	12/19/25 15:13	01/02/26 09:29	Air Canister (6-Liter) #6L3093
650-3362-4	822-LFGP-4	Air	12/19/25 14:36	01/02/26 09:29	Air Canister (6-Liter) #6L0361
650-3362-5	822-LFGP-5	Air	12/19/25 13:39	01/02/26 09:29	Air Canister (6-Liter) #6L1200
650-3362-6	822-LFGP-6	Air	12/22/25 11:54	01/02/26 09:29	Air Canister (6-Liter) #6L2654
650-3362-7	822-LFGP-7	Air	12/22/25 12:08	01/02/26 09:29	Air Canister (6-Liter) #6L1081
650-3362-8	822-LFGP-8	Air	12/22/25 12:23	01/02/26 09:29	Air Canister (6-Liter) #6L0264
650-3362-9	822-LFGP-9	Air	12/22/25 12:39	01/02/26 09:29	Air Canister (6-Liter) #6L2353
650-3362-10	822-LFGP-DUP	Air	12/19/25 15:22	01/02/26 09:29	Air Canister (6-Liter) #6L1494
650-3362-11	822-LFGP-DUP-2	Air	12/22/25 11:54	01/02/26 09:29	Air Canister (6-Liter) #6L0876
650-3362-12	822-LFGP-10	Air	12/22/25 11:30	01/02/26 09:29	Air Canister (6-Liter) #6L2122



Eurofins Air Toxics

180 BLUE RAVINE ROAD, SUITE B
Folsom, CA 95630
Phone: 916-985-1000 Fax: 916-985-1020



650-3362 COC

Canister Samples Chain of Custody Record



Environment Testing

Client Contact Information				Client Project Manager: Whittaker, Brian				Samples Collected By: <i>Madison Gibson</i>				COC No: 650-2093-437.1650-2093-4					
Company Name: S&M Inc				Phone: 916-605-3355								Page 4 of 4					
Address: 3201 Spring Forest Road				Email: Brian.Whittaker@et.eurofinsus.com				State of origin: <i>NC</i>									
City/State/Zip: Raleigh NC, 27616																	
Phone: 919-872-2660				Site Contact: Jerry Paul													
Project Number: 65000581				Tel/Fax: 916-985-1000/				Samples received after 3.00PM									
Project Name: Durham Parks				Analysis Turnaround Time				PST are considered to be received on the following workday									
Site/Location: <i>Lyon Park</i>				Standard (Specific): <i>Standard</i>													
P O #: Purchase Order not required				Rush (Specify):													
Lab ID	Sample Identification	Sample Start		Sample Finish		Canister Vacuum in Field, 'Hg (Start)	Canister Vacuum in Field, 'Hg (Stop)	Flow Controller ID	Canister ID	D1946 - (MOD) CH4 only	TO15 STD - (MOD) TO-15 + Naph	Sample Type	IA=Indoor Air, AA=Ambient Air	SS=Sub-Slab, Soil Vapor Extraction (SVE)	Other (Please specify)	For Lab Use Only:	
		Sample Date(s)	Time Start (24hr)	Sample Date(s)	Time Finish (24hr)											Walk-in Client:	Lab Sampling:
01A	822-LF6P-1	12/19/25	1431	12/19/25	1533	30	5	6L3012	24274	X	X						
02A	822-LF6P-2		1345		1450	30	7	6L0952	24918	X	X						
03A	822-LF6P-3		1412		1513	30	7	6L3093	23262	X	X						
04A	822-LF6P-4		1333		1436	30	8	6L0361	23493	X	X						
05A	822-LF6P-5		1253		1339	27	2	6L1200	23785	X	X						
06A	822-LF6P-6	12/22/25	1054	12/22/25	1154	27	7	6L2654	23428	X	X						
07A	822-LF6P-7		1108		1208	28	5	6L1081	26249	X	X						
08A	822-LF6P-8		1123		1223	20	6	6L0264	23222	X	X						
09A	822-LF6P-9		1137		1239	30	9	6L2353	24052	X	X						
10A	822-LF6P-DUP	12/19/25	1431	12/19/25	1522	25	4	6L1494	25240	X	X						
11A	822-DUP-2	12/22/25	1054	12/22/25	1154	30	9	6L0876	23140	X	X						
12A	822-LF6P-10	12/22/25	1030	12/22/25	1130	30	5	6L2122	25209	X	X						
Special Instructions/QC Requirements & Comments:																	
Samples Shipped by: <i>Eder</i>				Date / Time:				Samples Received by:									
Samples Relinquished by: <i>Bj...</i>				Date / Time: 12/31				Received by: <i>J L...</i>				0929					
Relinquished by:				Date / Time:				Received by:									
Lab Use Only:		Shipper Name: <i>Feed...</i>		Custody Seals Intact? <input checked="" type="radio"/> Yes <input type="radio"/> No <input type="radio"/> None		Condition:											

Login Sample Receipt Checklist

Client: S&ME Inc

Job Number: 650-3362-1

SDG Number: 65000581

Login Number: 3362

List Source: Eurofins Environment Testing Northern California, Air Toxics

List Number: 1

Creator: Norton, Leon

Question	Answer	Comment
COC is present.	True	
COC is filled out in Ink or pre-printed and legible	True	
COC is filled out with all the pertinent information	True	
Canisters are not damaged.	True	
Canister valves are closed.	True	
Client requests on COC have been followed.	True	
"Sticky Notes" from the project were read and followed.	N/A	
All necessary tags have been attached to samples (DO NOT CLEAN, etc.)	N/A	
Project "other charges" added as needed.	True	
All NCM items have been narrated.	True	
The COC paperwork has been scanned and properly attached to Job.	True	
Sample Confirmation sent after Login review completed.		
Verify Sample ID's against Chain of custody.	True	
Verify Sample labels against Canister asset ID.	True	
Email sent for Expiring samples.	N/A	
Notified Lab of quick TAT samples.	N/A	



EMSL Analytical, Inc.

200 Route 130, Cinnaminson, NJ, 08077
Telephone: 856-858-4800 Fax:cs@emsl.com
EMSL-CIN-01

EMSL Order ID: 012546114
LIMS Reference ID: AD46114
EMSL Customer ID: SMEI60

Attention: Gerald Paul
S&ME, Inc. [SMEI60]
3201 Spring Forest Road
Raleigh, NC 27616
(919) 872-2660
jpaul@smeinc.com

Project Name: Durham Parks 23050630, Lyon Park
Project ID: _Master Project-SMEI60
Customer PO:
Sales Rep: Jason McDonald
Received: 12/23/2025 10:30
Reported: 01/07/2026 08:42

Analytical Results

Analyte	Result	Q	DF	RL	Units	Prepared Date/Time	Analyzed Date/Time	Analyst Initials	Prep /Analytical Method
---------	--------	---	----	----	-------	--------------------	--------------------	------------------	-------------------------

Sample: 822-LFGP-1 Lims Reference ID: AD46114-01 Matrix: Air Sampled: 12/22/25 15:50:00

Air Toxics

Hydrogen Sulfide	ND		1	10	ppbv	12/23/25 14:27	12/23/25 14:27	TP	ASTM D5504
------------------	----	--	---	----	------	----------------	----------------	----	------------

Sample: 822-LFGP-2 Lims Reference ID: AD46114-02 Matrix: Air Sampled: 12/22/25 14:00:00

Air Toxics

Hydrogen Sulfide	ND		1	10	ppbv	12/23/25 14:40	12/23/25 14:40	TP	ASTM D5504
------------------	----	--	---	----	------	----------------	----------------	----	------------

Sample: 822-LFGP-3 Lims Reference ID: AD46114-03 Matrix: Air Sampled: 12/22/25 15:30:00

Air Toxics

Hydrogen Sulfide	ND		1	10	ppbv	12/23/25 14:54	12/23/25 14:54	TP	ASTM D5504
------------------	----	--	---	----	------	----------------	----------------	----	------------

Sample: 822-LFGP-4 Lims Reference ID: AD46114-04 Matrix: Air Sampled: 12/22/25 15:20:00

Air Toxics

Hydrogen Sulfide	ND		1	10	ppbv	12/23/25 15:08	12/23/25 15:08	TP	ASTM D5504
------------------	----	--	---	----	------	----------------	----------------	----	------------

Sample: 822-LFGP-5 Lims Reference ID: AD46114-05 Matrix: Air Sampled: 12/22/25 15:10:00

Air Toxics

Hydrogen Sulfide	ND		1	10	ppbv	12/23/25 15:21	12/23/25 15:21	TP	ASTM D5504
------------------	----	--	---	----	------	----------------	----------------	----	------------

Sample: 822-LFGP-6 Lims Reference ID: AD46114-06 Matrix: Air Sampled: 12/22/25 14:00:00

Air Toxics

Hydrogen Sulfide	ND		1	10	ppbv	12/23/25 15:34	12/23/25 15:34	TP	ASTM D5504
------------------	----	--	---	----	------	----------------	----------------	----	------------

Sample: 822-LFGP-7 Lims Reference ID: AD46114-07 Matrix: Air Sampled: 12/22/25 14:30:00

Air Toxics

Hydrogen Sulfide	ND		1	10	ppbv	12/23/25 15:48	12/23/25 15:48	TP	ASTM D5504
------------------	----	--	---	----	------	----------------	----------------	----	------------

Sample: 822-LFGP-8 Lims Reference ID: AD46114-08 Matrix: Air Sampled: 12/22/25 14:40:00

Air Toxics

Hydrogen Sulfide	ND		1	10	ppbv	12/23/25 16:01	12/23/25 16:01	TP	ASTM D5504
------------------	----	--	---	----	------	----------------	----------------	----	------------

Sample: 822-LFGP-9 Lims Reference ID: AD46114-09 Matrix: Air Sampled: 12/22/25 14:45:00

Air Toxics



EMSL Analytical, Inc.

200 Route 130, Cinnaminson, NJ, 08077
Telephone: 856-858-4800 Fax:cs@emsl.com
EMSL-CIN-01

EMSL Order ID: 012546114
LIMS Reference ID: AD46114
EMSL Customer ID: SMEI60

Attention: Gerald Paul
S&ME, Inc. [SMEI60]
3201 Spring Forest Road
Raleigh, NC 27616
(919) 872-2660
jpaul@smeinc.com

Project Name: Durham Parks 23050630, Lyon Park
Project ID: _Master Project-SMEI60
Customer PO:
Sales Rep: Jason McDonald
Received: 12/23/2025 10:30
Reported: 01/07/2026 08:42

Analytical Results
(Continued)

Analyte	Result	Q	DF	RL	Units	Prepared Date/Time	Analyzed Date/Time	Analyst Initials	Prep /Analytical Method
Sample: 822-LFGP-9 (Continued)									
Lims Reference ID: AD46114-09 Matrix: Air						Sampled: 12/22/25 14:45:00			
Air Toxics (Continued)									
Hydrogen Sulfide	ND		1	10	ppbv	12/23/25 16:14	12/23/25 16:14	TP	ASTM D5504
Sample: 822-LFGP-10									
Lims Reference ID: AD46114-10 Matrix: Air						Sampled: 12/22/25 15:00:00			
Air Toxics									
Hydrogen Sulfide	ND		1	10	ppbv	12/23/25 16:27	12/23/25 16:27	TP	ASTM D5504
Sample: 822-DUP-2									
Lims Reference ID: AD46114-11 Matrix: Air						Sampled: 12/22/25 14:00:00			
Air Toxics									
Hydrogen Sulfide	ND		1	10	ppbv	12/23/25 16:40	12/23/25 16:40	TP	ASTM D5504



EMSL Analytical, Inc.

200 Route 130, Cinnaminson, NJ, 08077
Telephone: 856-858-4800 Fax:cs@emsl.com
EMSL-CIN-01

EMSL Order ID: 012546114
LIMS Reference ID: AD46114
EMSL Customer ID: SMEI60

Attention: Gerald Paul
S&ME, Inc. [SMEI60]
3201 Spring Forest Road
Raleigh, NC 27616
(919) 872-2660
jpaul@smeinc.com

Project Name: Durham Parks 23050630, Lyon Park

Project ID: _Master Project-SMEI60
Customer PO:
Sales Rep: Jason McDonald
Received: 12/23/2025 10:30
Reported: 01/07/2026 08:42

Notes and Definitions

Item	Definition
(Dig)	For metals analysis, sample was digested.
[2C]	Reported from the second channel in dual column analysis.
DA	Direct Analysis
DF	Dilution Factor
MDL	Method Detection Limit.
ND	Analyte was NOT DETECTED at or above the detection limit.
NR	Spike/Surrogate showed no recovery.
Q	Qualifier
RCS	Respirable Crystalline Silica
RL	Reporting Limit
Wet	Sample is not dry weight corrected.

Measurement of uncertainty and any applicable definitions of method modifications are available upon request. Per EPA NLLAP policy, sample results are not blank corrected.

Owen McKenna Laboratory Manager or other approved signatory

EMSL maintains liability limited to cost of analysis. Interpretation and use of test results are the responsibility of the client. This report relates only to the samples reported above, and may not be reproduced, except in full, without written approval by EMSL. EMSL bears no responsibility for sample collection activities or analytical method limitations. The report reflects the samples as received. Results are generated from the field sampling data (sampling volumes and areas, locations, etc.) provided by the client on the Chain of Custody. Samples are within quality control criteria and met method specifications unless otherwise noted.



EMSL ANALYTICAL, INC.

Environmental Chemistry - Sampling Event Chain of Custody

AB 46114

EMSL Order Number / Lab Use Only

EMSL Analytical, Inc.
200 Rt. 130 N
Cinnaminson, NJ 08077

PHONE: (800) 220-3675
EMAIL: EnvChemistry2@EMSL.com

RECEIVED
PWS/

Customer Information

Customer ID: _____

Company Name: StME

Contact Name: Gerald Paul

Street Address: 3201 Spring Forest Rd

City, State, Zip: Raleigh NC 27614 Country: US

Phone: 919-801-5359 / 919-872-2660

Email(s) for Report: paul@stmeinc.com / paulsonallen@stmeinc.com

Billing Information

Billing ID: _____

Company Name: _____

Billing Contact: _____

Street Address: _____

City, State, Zip: _____

Phone: _____

Email(s) for Invoice: _____

State of Connecticut (CT) must select project location: NC

Purchase Order: _____

State Reporting Required? Yes No

Project Name/No: Durham Parks 23050630 Lyn Park

EMSL LIMS Project ID: _____

Samples for Compliance? Yes No If Yes, for NPDES? Yes No

Samples Collected by (Check One): EMSL CLIENT

Sampled By Name: Brandon Governo Samples Received Chilled? Yes No

Turn-Around-Time (TAT) Standard Turn-Around-Time: 2 Weeks

Sampled By Signature: [Signature]

US State where samples collected: NC

PWS ID: _____

State of Connecticut (CT) must select project location: _____

Sample(s) Temperature Upon Receipt (LAB ONLY) Yes No

Sampler ID#: _____ (if applicable)

No. Samples in Shipment: _____

The following TAT's are subject to Lab approval. Call lab to confirm TAT before submitting.

Client Sample ID	Comp	Grab	Date / Time Collected	Matrix DW=Drinking Water WW=Wastewater S=Soil A=Air SL=Sludge O=Other	Preservative 1-HCl 2-HNO3 3-H2SO4 4-ICE 5-Other Describe below in Special Instructions	List Test(s) Needed: In test below, then record # of bottles for each test in box				Field pH	Field pH Test Time	Field Temp. Deg. C	Field Temp. Test Time	Comments
						Test 1:	Test 2:	Test 3:	Test 4:					
822-LF6P-1	<input type="checkbox"/>	<input checked="" type="checkbox"/>	12/22/25	A		<input checked="" type="checkbox"/>								
822-LF6P-2	<input type="checkbox"/>	<input checked="" type="checkbox"/>	1400	A		<input checked="" type="checkbox"/>								
822-LF6P-3	<input type="checkbox"/>	<input checked="" type="checkbox"/>	1530	A		<input checked="" type="checkbox"/>								
822-LF6P-4	<input type="checkbox"/>	<input checked="" type="checkbox"/>	1520	A		<input checked="" type="checkbox"/>								

Reporting requirements: Results Only Results and QC

Method of Shipment: Fed Ex

Reduced Deliverables Hazresults EDD Excel Other

Received on Ice?

Relinquished by: Brandon Governo Date/Time: 11/22/25

Relinquished by: [Signature] Date/Time: 11/22/25

Received by: Daniel Shep Date/Time: 11/23/25

Received by: [Signature] Date/Time: 11/23/25



EMSL ANALYTICAL, INC.

Environmental Chemistry - Sampling Event

Chain of Custody

EMSL Order Number / Lab Use Only

AD46114

EMSL Analytical, Inc.
200 Rt. 130 N
Cinnaminson, NJ 08077

PHONE: (800) 220-3675
EMAIL: EnvChemistry2@EMSL.com

Additional Pages of the Chain of Custody are only necessary if needed for additional sample information
Special Instructions and/or Regulatory Requirements (Sample Specifications, Processing Methods, Limits of Detection, etc.)

Client Sample ID	Comp	Grab	Date / Time Collected	Matrix DW=Drinking Water WW=Wastewater S=Soil A=Air SL=Sludge O=Other	Preservative 1=HCL 2=HNO3 3=H2SO4 4=ICE 5=Other Describe below in Special Instructions	List Test(s) Needed:				Field pH	Field pH Test Time	Field Temp. Deg. C	Field Temp. Test Time	Comments	
						Test 1:	Test 2:	Test 3:	Test 4:						
822-LF6P-5	<input type="checkbox"/>	<input checked="" type="checkbox"/>	12/22/25 1510	A		X								Low level H2S	
822-LF6P-6	<input type="checkbox"/>	<input checked="" type="checkbox"/>	1400	A		X									
822-LF6P-7	<input type="checkbox"/>	<input checked="" type="checkbox"/>	1430	A		X									
822-LF6P-8	<input type="checkbox"/>	<input checked="" type="checkbox"/>	1440	A		X									
822-LF6P-9	<input type="checkbox"/>	<input checked="" type="checkbox"/>	1445	A		X									
822-LF6P-10	<input type="checkbox"/>	<input checked="" type="checkbox"/>	1500	A		X									
822-DUP-2	<input type="checkbox"/>	<input checked="" type="checkbox"/>	1400	A		X									
Method of Shipment: FedEx						Sample Condition Upon Receipt:						Received on last? <input type="checkbox"/>			
Relinquished by:						Date/Time: 12/22/25 1730						Received by:			
Relinquished by:						Date/Time:						Received by:			

Controlled Document - COC-80 Chemistry Sampling Event R4 07/15/2025

AGREE TO ELECTRONIC SIGNATURE (By checking, I consent to signing this Chain of Custody document by electronic signature.)

EMSL Analytical, Inc.'s Laboratory Terms and Conditions are incorporated into this Chain of Custody by reference in their entirety. Submission of samples to EMSL Analytical, Inc. constitutes acceptance and acknowledgment of all terms and conditions by Customer.



EMSL Analytical, Inc.

200 Route 130, Cinnaminson, NJ, 08077
Telephone: 856-858-4800 Fax:cs@emsl.com
EMSL-CIN-01

EMSL Order ID: 012605114
LIMS Reference ID: AE05114
EMSL Customer ID: SMEI60

Attention: Gerald Paul
S&ME, Inc. [SMEI60]
3201 Spring Forest Road
Raleigh, NC 27616
(919) 872-2660
jpaul@smeinc.com

Project Name: City of Durham Parks - 23050630 All Parks
Project ID: _Master Project-SMEI60
Customer PO:
Sales Rep: Jason McDonald
Received: 01/05/2026 11:20
Reported: 01/19/2026 16:32

Analytical Results

Analyte	Result	Q	DF	RL	Units	Prepared Date/Time	Analyzed Date/Time	Analyst Initials	Prep /Analytical Method
Sample: 822-LFGP-1/Lyon Park Lims Reference ID: AE05114-01 Matrix: Tubes Sampled: 12/19/25 13:06:00									
Metals									
Mercury	ND		1	0.67	µg/m³	01/07/26 13:59	01/07/26 15:56	PMx	NIOSH 6009
Sample: 822-LFGP-2/Lyon Park Lims Reference ID: AE05114-02 Matrix: Tubes Sampled: 12/19/25 11:45:00									
Metals									
Mercury	ND		1	0.67	µg/m³	01/07/26 13:59	01/07/26 15:59	PMx	NIOSH 6009
Sample: 822-LFGP-3/Lyon Park Lims Reference ID: AE05114-03 Matrix: Tubes Sampled: 12/19/25 13:03:00									
Metals									
Mercury	ND		1	0.67	µg/m³	01/07/26 13:59	01/07/26 16:01	PMx	NIOSH 6009
Sample: 822-LFGP-4/Lyon Park Lims Reference ID: AE05114-04 Matrix: Tubes Sampled: 12/19/25 11:40:00									
Metals									
Mercury	ND		1	0.67	µg/m³	01/07/26 13:59	01/07/26 16:04	PMx	NIOSH 6009
Sample: 822-LFGP-5/Lyon Park Lims Reference ID: AE05114-05 Matrix: Tubes Sampled: 12/19/25 11:38:00									
Metals									
Mercury	ND		1	0.67	µg/m³	01/07/26 13:59	01/07/26 16:06	PMx	NIOSH 6009
Sample: 822-LFGP-6/Lyon Park Lims Reference ID: AE05114-06 Matrix: Tubes Sampled: 12/22/25 11:55:00									
Metals									
Mercury	ND		1	0.67	µg/m³	01/07/26 13:59	01/07/26 16:09	PMx	NIOSH 6009
Sample: 822-LFGP-8/Lyon Park Lims Reference ID: AE05114-08 Matrix: Tubes Sampled: 12/22/25 12:26:00									
Metals									
Mercury	ND		1	0.67	µg/m³	01/07/26 13:59	01/07/26 16:19	PMx	NIOSH 6009
Sample: 822-LFGP-9/Lyon Park Lims Reference ID: AE05114-09 Matrix: Tubes Sampled: 12/22/25 12:40:00									
Metals									
Mercury	ND		1	0.67	µg/m³	01/07/26 13:59	01/07/26 16:22	PMx	NIOSH 6009
Sample: 822-LFGP-10/Lyon Park Lims Reference ID: AE05114-10 Matrix: Tubes Sampled: 12/22/25 11:30:00									
Metals									



EMSL Analytical, Inc.

200 Route 130, Cinnaminson, NJ, 08077
Telephone: 856-858-4800 Fax:cs@emsl.com
EMSL-CIN-01

EMSL Order ID: 012605114

LIMS Reference ID: AE05114

EMSL Customer ID: SMEI60

Attention: Gerald Paul
S&ME, Inc. [SMEI60]
3201 Spring Forest Road
Raleigh, NC 27616
(919) 872-2660
jpaul@smeinc.com

Project Name: City of Durham Parks - 23050630 All Parks

Project ID: _Master Project-SMEI60

Customer PO:

Sales Rep: Jason McDonald

Received: 01/05/2026 11:20

Reported: 01/19/2026 16:32

Analytical Results
(Continued)

Analyte	Result	Q	DF	RL	Units	Prepared Date/Time	Analyzed Date/Time	Analyst Initials	Prep /Analytical Method
---------	--------	---	----	----	-------	--------------------	--------------------	------------------	-------------------------

Sample: 822-LFGP-10/Lyon Park (Continued) Lims Reference ID: AE05114-10 Matrix: Tubes Sampled: 12/22/25 11:30:00

Metals (Continued)

Mercury	ND		1	0.67	µg/m³	01/07/26 13:59	01/07/26 16:24	PMx	NIOSH 6009
---------	----	--	---	------	-------	----------------	----------------	-----	------------

Sample: 822-DUP/Lyon Park Lims Reference ID: AE05114-11 Matrix: Tubes Sampled: 12/19/25 13:06:00

Metals

Mercury	ND		1	0.67	µg/m³	01/07/26 13:59	01/07/26 16:27	PMx	NIOSH 6009
---------	----	--	---	------	-------	----------------	----------------	-----	------------

Sample: 822-DUP-2/Lyon Park Lims Reference ID: AE05114-12 Matrix: Tubes Sampled: 12/22/25 11:55:00

Metals

Mercury	ND		1	0.67	µg/m³	01/07/26 13:59	01/07/26 16:29	PMx	NIOSH 6009
---------	----	--	---	------	-------	----------------	----------------	-----	------------

Sample: 824-LFGP-3/Walltown Park Lims Reference ID: AE05114-13 Matrix: Tubes Sampled: 12/18/25 11:12:00

Metals

Mercury	ND		1	0.67	µg/m³	01/07/26 13:59	01/07/26 16:32	PMx	NIOSH 6009
---------	----	--	---	------	-------	----------------	----------------	-----	------------

Sample: 824-LFGP-Dup/Walltown Park Lims Reference ID: AE05114-14 Matrix: Tubes Sampled: 12/18/25 11:12:00

Metals

Mercury	ND		1	0.67	µg/m³	01/07/26 13:59	01/07/26 16:34	PMx	NIOSH 6009
---------	----	--	---	------	-------	----------------	----------------	-----	------------

Sample: 824-LFGP-2/Walltown Park Lims Reference ID: AE05114-15 Matrix: Tubes Sampled: 12/18/25 11:15:00

Metals

Mercury	ND		1	0.67	µg/m³	01/07/26 13:59	01/07/26 16:37	PMx	NIOSH 6009
---------	----	--	---	------	-------	----------------	----------------	-----	------------

Sample: 824-LFGP-8/Walltown Park Lims Reference ID: AE05114-16 Matrix: Tubes Sampled: 12/18/25 11:30:00

Metals

Mercury	ND		1	0.67	µg/m³	01/07/26 13:59	01/07/26 16:39	PMx	NIOSH 6009
---------	----	--	---	------	-------	----------------	----------------	-----	------------

Sample: 824-LFGP-5 Lims Reference ID: AE05114-17 Matrix: Tubes Sampled: 12/18/25 12:05:00

Metals

Mercury	ND		1	0.67	µg/m³	01/07/26 13:59	01/07/26 16:42	PMx	NIOSH 6009
---------	----	--	---	------	-------	----------------	----------------	-----	------------

Sample: 824-LFGP-9/Walltown Park Lims Reference ID: AE05114-18 Matrix: Tubes Sampled: 12/18/25 12:31:00

Metals



EMSL Analytical, Inc.

200 Route 130, Cinnaminson, NJ, 08077
Telephone: 856-858-4800 Fax:cs@emsl.com
EMSL-CIN-01

EMSL Order ID: 012605114
LIMS Reference ID: AE05114
EMSL Customer ID: SMEI60

Attention: Gerald Paul
S&ME, Inc. [SMEI60]
3201 Spring Forest Road
Raleigh, NC 27616
(919) 872-2660
jpaul@smeinc.com

Project Name: City of Durham Parks - 23050630 All Parks
Project ID: _Master Project-SMEI60
Customer PO:
Sales Rep: Jason McDonald
Received: 01/05/2026 11:20
Reported: 01/19/2026 16:32

Analytical Results
(Continued)

Analyte	Result	Q	DF	RL	Units	Prepared Date/Time	Analyzed Date/Time	Analyst Initials	Prep /Analytical Method
---------	--------	---	----	----	-------	--------------------	--------------------	------------------	-------------------------

Sample: 824-LFGP-9/Walltown Park (Continued) Lims Reference ID: AE05114-18 Matrix: Tubes Sampled: 12/18/25 12:31:00

Metals (Continued)

Mercury ND 1 0.67 µg/m³ 01/07/26 13:59 01/07/26 16:53 PMx NIOSH 6009

Sample: 824-LFGP-1/Walltown Park Lims Reference ID: AE05114-19 Matrix: Tubes Sampled: 12/18/25 13:10:00

Metals

Mercury ND 1 0.67 µg/m³ 01/07/26 13:59 01/07/26 16:55 PMx NIOSH 6009

Sample: 824-LFGP-4/Walltown Park Lims Reference ID: AE05114-20 Matrix: Tubes Sampled: 12/18/25 13:30:00

Metals

Mercury ND 1 0.67 µg/m³ 01/08/26 12:04 01/08/26 15:04 PMx NIOSH 6009

Sample: 824-LFGP-7/Walltown Park Lims Reference ID: AE05114-21 Matrix: Tubes Sampled: 12/18/25 13:48:00

Metals

Mercury ND 1 0.67 µg/m³ 01/08/26 12:04 01/08/26 15:07 PMx NIOSH 6009

Sample: 824-LFGP-6/Walltown Park Lims Reference ID: AE05114-22 Matrix: Tubes Sampled: 12/18/25 13:50:00

Metals

Mercury ND 1 0.67 µg/m³ 01/08/26 12:04 01/08/26 15:09 PMx NIOSH 6009

Sample: 825-LFGP-5/Northgate Park Lims Reference ID: AE05114-23 Matrix: Tubes Sampled: 12/19/25 09:50:00

Metals

Mercury ND 1 0.67 µg/m³ 01/08/26 12:04 01/08/26 15:12 PMx NIOSH 6009

Sample: 825-LFGP-Dup/Northgate Park Lims Reference ID: AE05114-24 Matrix: Tubes Sampled: 12/19/25 09:50:00

Metals

Mercury ND 1 0.67 µg/m³ 01/08/26 12:04 01/08/26 15:14 PMx NIOSH 6009

Sample: 825-LFGP-2/Northgate Park Lims Reference ID: AE05114-25 Matrix: Tubes Sampled: 12/19/25 10:47:00

Metals

Mercury ND 1 0.67 µg/m³ 01/08/26 12:04 01/08/26 15:17 PMx NIOSH 6009

Sample: 825-LFGP-4/Northgate Park Lims Reference ID: AE05114-26 Matrix: Tubes Sampled: 12/19/25 10:08:00

Metals



EMSL Analytical, Inc.

200 Route 130, Cinnaminson, NJ, 08077
Telephone: 856-858-4800 Fax:cs@emsl.com
EMSL-CIN-01

EMSL Order ID: 012605114

LIMS Reference ID: AE05114

EMSL Customer ID: SMEI60

Attention: Gerald Paul
S&ME, Inc. [SMEI60]
3201 Spring Forest Road
Raleigh, NC 27616
(919) 872-2660
jpaul@smeinc.com

Project Name: City of Durham Parks - 23050630 All Parks

Project ID: _Master Project-SMEI60

Customer PO:

Sales Rep: Jason McDonald

Received: 01/05/2026 11:20

Reported: 01/19/2026 16:32

Analytical Results
(Continued)

Analyte	Result	Q	DF	RL	Units	Prepared Date/Time	Analyzed Date/Time	Analyst Initials	Prep /Analytical Method
---------	--------	---	----	----	-------	--------------------	--------------------	------------------	-------------------------

Sample: 825-LFGP-4/Northgate Park (Continued) Lims Reference ID: AE05114-26 Matrix: Tubes Sampled: 12/19/25 10:08:00

Metals (Continued)

Mercury ND 1 0.67 µg/m³ 01/08/26 12:04 01/08/26 15:28 PMx NIOSH 6009

Sample: 825-LFGP-3/Northgate Park Lims Reference ID: AE05114-27 Matrix: Tubes Sampled: 12/19/25 09:57:00

Metals

Mercury ND 1 0.67 µg/m³ 01/08/26 12:04 01/08/26 15:30 PMx NIOSH 6009

Sample: 825-LFGP-1/Northgate Park Lims Reference ID: AE05114-28 Matrix: Tubes Sampled: 12/19/25 11:57:00

Metals

Mercury ND 1 0.67 µg/m³ 01/08/26 12:04 01/08/26 15:33 PMx NIOSH 6009

Sample: 821-LFGP-2/E. Durham Park Lims Reference ID: AE05114-29 Matrix: Tubes Sampled: 12/30/25 11:32:00

Metals

Mercury ND 1 0.67 µg/m³ 01/08/26 12:04 01/08/26 15:35 PMx NIOSH 6009

Sample: 821-LFGP-5/E. Durham Park Lims Reference ID: AE05114-30 Matrix: Tubes Sampled: 12/30/25 11:34:00

Metals

Mercury ND 1 0.67 µg/m³ 01/08/26 12:04 01/08/26 15:38 PMx NIOSH 6009

Sample: 821-LFGP-Dup/E. Durham Park Lims Reference ID: AE05114-31 Matrix: Tubes Sampled: 12/30/25 11:34:00

Metals

Mercury ND 1 0.67 µg/m³ 01/08/26 12:04 01/08/26 15:40 PMx NIOSH 6009

Sample: 821-LFGP-6/E. Durham Park Lims Reference ID: AE05114-32 Matrix: Tubes Sampled: 12/30/25 11:36:00

Metals

Mercury ND 1 0.67 µg/m³ 01/08/26 12:04 01/08/26 15:43 PMx NIOSH 6009

Sample: 821-LFGP-7/E. Durham Park Lims Reference ID: AE05114-33 Matrix: Tubes Sampled: 12/30/25 11:37:00

Metals

Mercury ND 1 0.67 µg/m³ 01/08/26 12:04 01/08/26 15:45 PMx NIOSH 6009

Sample: 821-LFGP-3/E. Durham Park Lims Reference ID: AE05114-34 Matrix: Tubes Sampled: 12/30/25 12:35:00

Metals



EMSL Analytical, Inc.

200 Route 130, Cinnaminson, NJ, 08077
Telephone: 856-858-4800 Fax:cs@emsl.com
EMSL-CIN-01

EMSL Order ID: 012605114

LIMS Reference ID: AE05114

EMSL Customer ID: SMEI60

Attention: Gerald Paul
S&ME, Inc. [SMEI60]
3201 Spring Forest Road
Raleigh, NC 27616
(919) 872-2660
jpaul@smeinc.com

Project Name: City of Durham Parks - 23050630 All Parks

Project ID: _Master Project-SMEI60

Customer PO:

Sales Rep: Jason McDonald

Received: 01/05/2026 11:20

Reported: 01/19/2026 16:32

Analytical Results
(Continued)

Analyte	Result	Q	DF	RL	Units	Prepared Date/Time	Analyzed Date/Time	Analyst Initials	Prep /Analytical Method
---------	--------	---	----	----	-------	--------------------	--------------------	------------------	-------------------------

Sample: 821-LFGP-3/E. Durham Park (Continued) Lims Reference ID: AE05114-34 Matrix: Tubes Sampled: 12/30/25 12:35:00

Metals (Continued)

Mercury ND 1 0.67 µg/m³ 01/08/26 12:04 01/08/26 15:48 PMx NIOSH 6009

Sample: 821-LFGP-8/E. Durham Park Lims Reference ID: AE05114-35 Matrix: Tubes Sampled: 12/30/25 12:43:00

Metals

Mercury ND 1 0.67 µg/m³ 01/08/26 12:04 01/08/26 15:50 PMx NIOSH 6009

Sample: 821-LFGP-4/E. Durham Park Lims Reference ID: AE05114-36 Matrix: Tubes Sampled: 12/30/25 12:48:00

Metals

Mercury ND 1 0.67 µg/m³ 01/08/26 12:04 01/08/26 16:01 PMx NIOSH 6009

Sample: 821-LFGP-9/E. Durham Park Lims Reference ID: AE05114-37 Matrix: Tubes Sampled: 12/30/25 12:49:00

Metals

Mercury ND 1 0.67 µg/m³ 01/08/26 12:04 01/08/26 16:04 PMx NIOSH 6009

Sample: 821-LFGP-1/East End Park Lims Reference ID: AE05114-38 Matrix: Tubes Sampled: 12/30/25 13:40:00

Metals

Mercury ND 1 0.67 µg/m³ 01/09/26 10:33 01/09/26 14:04 PMx NIOSH 6009

Sample: 823-LFGP-2/East End Park Lims Reference ID: AE05114-39 Matrix: Tubes Sampled: 12/29/25 12:05:00

Metals

Mercury ND 1 0.67 µg/m³ 01/09/26 10:33 01/09/26 14:07 PMx NIOSH 6009

Sample: 823-LFGP-3/East End Park Lims Reference ID: AE05114-40 Matrix: Tubes Sampled: 12/29/25 12:14:00

Metals

Mercury ND 1 0.67 µg/m³ 01/09/26 10:33 01/09/26 14:09 PMx NIOSH 6009

Sample: 823-LFGP-1/East End Park Lims Reference ID: AE05114-41 Matrix: Tubes Sampled: 12/29/25 12:28:00

Metals

Mercury ND 1 0.67 µg/m³ 01/09/26 10:33 01/09/26 14:12 PMx NIOSH 6009

Sample: 823-LFGP-6/East End Park Lims Reference ID: AE05114-42 Matrix: Tubes Sampled: 12/29/25 14:20:00

Metals



EMSL Analytical, Inc.

200 Route 130, Cinnaminson, NJ, 08077
Telephone: 856-858-4800 Fax:cs@emsl.com
EMSL-CIN-01

EMSL Order ID: 012605114

LIMS Reference ID: AE05114

EMSL Customer ID: SMEI60

Attention: Gerald Paul
S&ME, Inc. [SMEI60]
3201 Spring Forest Road
Raleigh, NC 27616
(919) 872-2660
jpaul@smeinc.com

Project Name: City of Durham Parks - 23050630 All Parks

Project ID: _Master Project-SMEI60

Customer PO:

Sales Rep: Jason McDonald

Received: 01/05/2026 11:20

Reported: 01/19/2026 16:32

**Analytical Results
(Continued)**

Analyte	Result	Q	DF	RL	Units	Prepared Date/Time	Analyzed Date/Time	Analyst Initials	Prep /Analytical Method
---------	--------	---	----	----	-------	--------------------	--------------------	------------------	-------------------------

Sample: 823-LFGP-6/East End Park (Continued) Lims Reference ID: AE05114-42 Matrix: Tubes Sampled: 12/29/25 14:20:00

Metals (Continued)

Mercury ND 1 0.67 µg/m³ 01/09/26 10:33 01/09/26 14:14 PMx NIOSH 6009

Sample: 823-LFGP-7/East End Park Lims Reference ID: AE05114-43 Matrix: Tubes Sampled: 12/29/25 14:25:00

Metals

Mercury ND 1 0.67 µg/m³ 01/09/26 10:33 01/09/26 14:17 PMx NIOSH 6009

Sample: 823-LFGP-5/East End Park Lims Reference ID: AE05114-44 Matrix: Tubes Sampled: 12/29/25 14:30:00

Metals

Mercury ND 1 0.67 µg/m³ 01/09/26 10:33 01/09/26 14:27 PMx NIOSH 6009

Sample: 823-LFGP-4/East End Park Lims Reference ID: AE05114-45 Matrix: Tubes Sampled: 12/29/25 11:40:00

Metals

Mercury ND 1 0.67 µg/m³ 01/09/26 10:33 01/09/26 14:30 PMx NIOSH 6009

Sample: 823-LFGP-8/East End Park Lims Reference ID: AE05114-46 Matrix: Tubes Sampled: 12/29/25 15:34:00

Metals

Mercury ND 1 0.67 µg/m³ 01/09/26 10:33 01/09/26 14:33 PMx NIOSH 6009

Sample: 823-LFGP-9/East End Park Lims Reference ID: AE05114-47 Matrix: Tubes Sampled: 12/29/25 15:33:00

Metals

Mercury ND 1 0.67 µg/m³ 01/09/26 10:33 01/09/26 14:35 PMx NIOSH 6009

Sample: 823-LFGP-10/East End Park Lims Reference ID: AE05114-48 Matrix: Tubes Sampled: 12/29/25 12:05:00

Metals

Mercury ND 1 0.67 µg/m³ 01/09/26 10:33 01/09/26 14:38 PMx NIOSH 6009

Sample: 823-LFGP-DUP-1/East End Park Lims Reference ID: AE05114-49 Matrix: Tubes Sampled: 12/29/25 12:05:00

Metals

Mercury ND 1 0.67 µg/m³ 01/09/26 10:33 01/09/26 14:40 PMx NIOSH 6009



EMSL Analytical, Inc.

200 Route 130, Cinnaminson, NJ, 08077
Telephone: 856-858-4800 Fax:cs@emsl.com
EMSL-CIN-01

EMSL Order ID: 012605114

LIMS Reference ID: AE05114

EMSL Customer ID: SMEI60

Attention: Gerald Paul
S&ME, Inc. [SMEI60]
3201 Spring Forest Road
Raleigh, NC 27616
(919) 872-2660
jpaul@smeinc.com

Project Name: City of Durham Parks - 23050630 All Parks

Project ID: _Master Project-SMEI60

Customer PO:

Sales Rep: Jason McDonald

Received: 01/05/2026 11:20

Reported: 01/19/2026 16:32

Certified Analyses included in this Report

Analyte	Certifications
<i>NIOSH 6009 in Tubes</i>	
Mercury	A2LA,AIHA LAP

List of Certifications

Code	Description	Number	Expires
PADEP	Pennsylvania Department of Environmental Protection	2845.25	11/30/2025
NYSDOH	New York State Department of Health ELAP	10872	04/01/2026
NJDEP	New Jersey Department of Environmental Protection	03036	06/30/2026
MADEP	Massachusetts Department of Environmental Protection	M-NJ337	06/30/2026
CTDPH	Connecticut Department of Public Health	PH-0270	06/30/2026
California ELAP	California Water Boards	1877	06/30/2026
AIHA LAP	American Industrial Hygiene Association (AIHA LAP, LLC)	100194	04/01/2027
A2LA	A2LA Environmental Certificate	2845.01	07/31/2026
21-A2LA	A2LA Food Chem/Mat Sci	2845.15	07/31/2026

Please see the specific Field of Testing (FOT) on www.emsl.com <<http://www.emsl.com>> for a complete listing of parameters for which EMSL is certified.



EMSL Analytical, Inc.

200 Route 130, Cinnaminson, NJ, 08077
Telephone: 856-858-4800 Fax:cs@emsl.com
EMSL-CIN-01

EMSL Order ID: 012605114

LIMS Reference ID: AE05114

EMSL Customer ID: SMEI60

Attention: Gerald Paul
S&ME, Inc. [SMEI60]
3201 Spring Forest Road
Raleigh, NC 27616
(919) 872-2660
jpaul@smeinc.com

Project Name: City of Durham Parks - 23050630 All Parks

Project ID: _Master Project-SMEI60

Customer PO:

Sales Rep: Jason McDonald

Received: 01/05/2026 11:20

Reported: 01/19/2026 16:32

Notes and Definitions

Item	Definition
(Dig)	For metals analysis, sample was digested.
[2C]	Reported from the second channel in dual column analysis.
DA	Direct Analysis
DF	Dilution Factor
MDL	Method Detection Limit.
ND	Analyte was NOT DETECTED at or above the detection limit.
NR	Spike/Surrogate showed no recovery.
Q	Qualifier
RCS	Respirable Crystalline Silica
RL	Reporting Limit
Wet	Sample is not dry weight corrected.

Measurement of uncertainty and any applicable definitions of method modifications are available upon request. Per EPA NLLAP policy, sample results are not blank corrected.

Owen McKenna Laboratory Manager or other approved signatory

EMSL maintains liability limited to cost of analysis. Interpretation and use of test results are the responsibility of the client. This report relates only to the samples reported above, and may not be reproduced, except in full, without written approval by EMSL. EMSL bears no responsibility for sample collection activities or analytical method limitations. The report reflects the samples as received. Results are generated from the field sampling data (sampling volumes and areas, locations, etc.) provided by the client on the Chain of Custody. Samples are within quality control criteria and met method specifications unless otherwise noted.



EMSL ANALYTICAL, INC.
TESTING LABS • PRODUCTS • TRAINING

Industrial Hygiene - Chain of Custody

EMSL Order Number / Lab Use Only

AE05114

EMSL Analytical, Inc.
200 Route 130 North
Cinnaminson, NJ 08077

PHONE: (800) 220-3675
EMAIL: c@emsl.com

If Bill-To is the same as Report-To leave this section blank. Third-party billing requires written authorization.

Customer Information		Billing Information	
Customer ID:		Billing ID:	same as customer info
Company Name:	S&ME	Company Name:	
Contact Name:	Gerald Paul	Billing Contact:	
Street Address:	3201 Spring Forest Rd	Street Address:	
City, State, Zip:	Raleigh, NC 27616	City, State, Zip:	
Country:	US	Country:	
Phone:	919-801-5359 / 919-872-2660	Phone:	
Email(s) for Report:	jpaul@smeinc.com / hester@smeinc.com	Email(s) for Invoice:	

Project Name/No: City of Durham Parks - 23050630 ~~Lyon Park~~ * All Parks *

EMSL LIMS Project ID: (if applicable, EMSL will provide)

Media Type: Air

Media Manufacturer/Part Number:

US State where samples collected: NC

State of Connecticut (CT) must select project location:
 Commercial (Taxable) Residential (Non-Taxable)

Media Lot Number:

Sampled By Name: Brandon Governor

Sampled By Signature: *[Signature]*

No. Samples in Shipment:

Turnaround Time (TAT) Options - Please check:
 (If no selection made, Standard 2 Week (EOD) TAT will apply)

2 Week 1 Week 4 Day 3 Day 2 Day 1 Day Other (Call Lab)

Client Sample ID	Location/Description	Analyte/Method	Media	Flow (lpm)	Sample Time		Volume/Area	Sample Type	Sample Date	Comments
					On	Off				
822-LF6P-1	Lyon Park	NIOSH 6009 - mercury	Sorbent Tube	0.25	1306	1406		<input type="checkbox"/> Area <input type="checkbox"/> Personal	12-19-25	
822-LF6P-2					1145	1245		<input type="checkbox"/> Area <input type="checkbox"/> Personal	12-19-25	
822-LF6P-3					1363	1403		<input type="checkbox"/> Area <input type="checkbox"/> Personal	12-19-25	
822-LF6P-4					1140	1240		<input type="checkbox"/> Area <input type="checkbox"/> Personal	12-19-25	
822-LF6P-5					1138	1238		<input type="checkbox"/> Area <input type="checkbox"/> Personal	12-19-25	
822-LF6P-6					1155	1255		<input type="checkbox"/> Area <input type="checkbox"/> Personal	12-22-25	
822-LF6P-7 B6								<input type="checkbox"/> Area <input type="checkbox"/> Personal	12-22-25	Did not collect sample
822-LF6P-8					1226	1326		<input type="checkbox"/> Area <input type="checkbox"/> Personal	12-22-25	

Special Instructions and/or Regulatory Requirements (Sample Specifications, Processing Methods, Limits of Detection, etc.)

NIOSH 6009 mercury - sorbent tube sampling

Method of Shipment: <i>Fedex</i>	Sample Condition Upon Receipt: 20.5°C
Relinquished by: <i>[Signature]</i>	Received by: <i>[Signature]</i>
Date/Time: 12/31 1335	Date/Time: 1/5/26 @ 1120
Relinquished by:	Received by:
Date/Time:	Date/Time:

Controlled Document - COC-21 Industrial Hygiene R4 05/12/2021

AGREE TO ELECTRONIC SIGNATURE (By checking, I consent to signing this Chain of Custody document by electronic signature.)

EMSL Analytical, Inc.'s Laboratory Terms and Conditions are incorporated into this Chain of Custody by reference in their entirety. Submission of samples to EMSL Analytical, Inc. constitutes acceptance and acknowledgment of all terms and conditions by Customer.



EMSL ANALYTICAL, INC.
TESTING LABS • PRODUCTS • TRAINING

Industrial Hygiene - Chain of Custody

EMSL Order Number / Lab Use Only

AEOS114

EMSL Analytical, Inc.
200 Route 130 North
Cinnaminson, NJ 08077


PHONE: (800) 220-3675
EMAIL: c@emsl.com

Special Instructions and/or Regulatory Requirements (Sample Specifications, Processing Methods, Limits of Detection, etc.)

Client Sample ID	Location/Description	Analyte/Method	Media	Flow (lpm)	Sample Time		Volume/Area	Sample Type	Sample Date	Comments
					On	Off				
822-LF6P-9	Lyon Park	NIOSH 6009 - mercury	Sorbent Tube	0.25	1240	1340		<input type="checkbox"/> Area <input type="checkbox"/> Personal	12-22-25	
822-LF6P-10					1130	1230		<input type="checkbox"/> Area <input type="checkbox"/> Personal	12-22-25	
822-LF6P-DUP 822-DUP					1306	1406		<input type="checkbox"/> Area <input type="checkbox"/> Personal	12-19-25	
822-DUP-2					1155	1255		<input type="checkbox"/> Area <input type="checkbox"/> Personal	12-22-25	
824-LF6P-3	Walldown Park				1112	1212		<input type="checkbox"/> Area <input type="checkbox"/> Personal	12-18-25	
824-LF6P-DUP					1112	1212		<input type="checkbox"/> Area <input type="checkbox"/> Personal		
824-LF6P-2					1115	1215		<input type="checkbox"/> Area <input type="checkbox"/> Personal		
824-LF6P-5					1130	1230		<input type="checkbox"/> Area <input type="checkbox"/> Personal		
824-LF6P-8					1205	1305		<input type="checkbox"/> Area <input type="checkbox"/> Personal		
824-LF6P-9					1231	1331		<input type="checkbox"/> Area <input type="checkbox"/> Personal		
824-LF6P-1					1310	1410		<input type="checkbox"/> Area <input type="checkbox"/> Personal		
824-LF6P-4					1330	1430		<input type="checkbox"/> Area <input type="checkbox"/> Personal		
824-LF6P-7					1348	1448		<input type="checkbox"/> Area <input type="checkbox"/> Personal		
824-LF6P-6		1350	1450		<input type="checkbox"/> Area <input type="checkbox"/> Personal					
825-LF6P-5	Northgate Park	0950	1050		<input type="checkbox"/> Area <input type="checkbox"/> Personal	12-19-25				
825-LF6P-DUP		0950	1050		<input type="checkbox"/> Area <input type="checkbox"/> Personal	12-19-25				

Method of Shipment: FedEx

Sample Condition Upon Receipt:

Relinquished by: _____ Date/Time: _____ Received by:  Date/Time: 1/5/26 1120

Relinquished by: _____ Date/Time: _____ Received by: _____ Date/Time: _____

Controlled Document - COC-21 Industrial Hygiene R4 05/12/2021

AGREE TO ELECTRONIC SIGNATURE (By checking, I consent to signing this Chain of Custody document by electronic signature.)

EMSL Analytical, Inc.'s Laboratory Terms and Conditions are incorporated into this Chain of Custody by reference in their entirety. Submission of samples to EMSL Analytical, Inc. constitutes acceptance and acknowledgment of all terms and conditions by Customer.



EMSL ANALYTICAL, INC.
TESTING LABS • PRODUCTS • TRAINING

Industrial Hygiene - Chain of Custody

EMSL Order Number / Lab Use Only

AEOS114

EMSL Analytical, Inc.
200 Route 130 North
Cinnaminson, NJ 08077

PHONE: (800) 220-3675
EMAIL: c@emsl.com

Special Instructions and/or Regulatory Requirements (Sample Specifications, Processing Methods, Limits of Detection, etc.)

Client Sample ID	Location/Description	Analyte/Method	Media	Flow (lpm)	Sample Time		Volume/Area	Sample Type	Sample Date	Comments
					On	Off				
825-LFGP-2	Northgate Cont'd	NIOSH 6009 Mercury	Sorbx-t tube	0.25	1647	1147		<input type="checkbox"/> Area <input type="checkbox"/> Personal	12-19-25	
825-LFGP-4					1608	1108		<input type="checkbox"/> Area <input type="checkbox"/> Personal		
825-LFGP-3					0957	1057		<input type="checkbox"/> Area <input type="checkbox"/> Personal		
825-LFGP-1					1157	1257		<input type="checkbox"/> Area <input type="checkbox"/> Personal		
821-LFGP-2	E. Durham Park				1132	1232		<input type="checkbox"/> Area <input type="checkbox"/> Personal	12-30-25	
821-LFGP-5					1134	1234		<input type="checkbox"/> Area <input type="checkbox"/> Personal		
821-LFGP-DUP					1134	1234		<input type="checkbox"/> Area <input type="checkbox"/> Personal		
821-LFGP-6					1136	1236		<input type="checkbox"/> Area <input type="checkbox"/> Personal		
821-LFGP-7					1137	1237		<input type="checkbox"/> Area <input type="checkbox"/> Personal		
821-LFGP-3					1235	1335		<input type="checkbox"/> Area <input type="checkbox"/> Personal		
821-LFGP-8					1243	1343		<input type="checkbox"/> Area <input type="checkbox"/> Personal		
821-LFGP-4					1248	1348		<input type="checkbox"/> Area <input type="checkbox"/> Personal		
821-LFGP-9					1249	1349		<input type="checkbox"/> Area <input type="checkbox"/> Personal		
821-LFGP-1					1346	1446		<input type="checkbox"/> Area <input type="checkbox"/> Personal		
823-LFGP-2	East End Park				1305	1305		<input type="checkbox"/> Area <input type="checkbox"/> Personal	12-29-25	
823-LFGP-3					1214	1314		<input type="checkbox"/> Area <input type="checkbox"/> Personal		

Method of Shipment: Fedex

Relinquished by: _____ Date/Time: _____

Relinquished by: _____ Date/Time: _____

Sample Condition Upon Receipt: _____

Received by: (Signature) Date/Time: 1/5/20 11:20

Received by: _____ Date/Time: _____

Controlled Document - COC-21 Industrial Hygiene R4 05/12/2021

AGREE TO ELECTRONIC SIGNATURE (By checking, I consent to signing this Chain of Custody document by electronic signature.)

EMSL Analytical, Inc.'s Laboratory Terms and Conditions are incorporated into this Chain of Custody by reference in their entirety. Submission of samples to EMSL Analytical, Inc. constitutes acceptance and acknowledgment of all terms and conditions by Customer.



EMSL ANALYTICAL, INC.
TESTING LABS • PRODUCTS • TRAINING

Industrial Hygiene - Chain of Custody

EMSL Order Number / Lab Use Only

AEOS114

EMSL Analytical, Inc.
200 Route 130 North
Cinnaminson, NJ 08077

PHONE: (800) 220-3675
EMAIL: c@emsl.com

Special Instructions and/or Regulatory Requirements (Sample Specifications, Processing Methods, Limits of Detection, etc.)

Client Sample ID	Location/Description	Analyte/Method	Media	Flow (lpm)	Sample Time		Volume/Area	Sample Type	Sample Date	Comments
					On	Off				
823-LFGP-1	East End Park Cont'd	Nash 6009	subst tube	0.25	1228	1328		<input type="checkbox"/> Area <input type="checkbox"/> Personal	12-29-25	
823-LFGP-6	↓	↓	↓	↓	1420	1520		<input type="checkbox"/> Area <input type="checkbox"/> Personal	↓	
823-LFGP-7					1425	1525		<input type="checkbox"/> Area <input type="checkbox"/> Personal		
823-LFGP-5					1430	1530		<input type="checkbox"/> Area <input type="checkbox"/> Personal		
823-LFGP-4					1140	1240		<input type="checkbox"/> Area <input type="checkbox"/> Personal		
823-LFGP-8					1534	1634		<input type="checkbox"/> Area <input type="checkbox"/> Personal		
823-LFGP-9					1533	1633		<input type="checkbox"/> Area <input type="checkbox"/> Personal		
823-LFGP-10					1535	1635		<input type="checkbox"/> Area <input type="checkbox"/> Personal		
823-LFGP-DUP-1					1205	1305		<input type="checkbox"/> Area <input type="checkbox"/> Personal		
								<input type="checkbox"/> Area <input type="checkbox"/> Personal		
								<input type="checkbox"/> Area <input type="checkbox"/> Personal		

Method of Shipment: Fedex Sample Condition Upon Receipt:

Relinquished by: _____ Date/Time: _____ Received by: [Signature] Date/Time: 1/5/22 1120

Relinquished by: _____ Date/Time: _____ Received by: _____ Date/Time: _____

Controlled Document - COC-21 Industrial Hygiene R4 05/12/2021

AGREE TO ELECTRONIC SIGNATURE (By checking, I consent to signing this Chain of Custody document by electronic signature.)

EMSL Analytical, Inc.'s Laboratory Terms and Conditions are incorporated into this Chain of Custody by reference in their entirety. Submission of samples to EMSL Analytical, Inc. constitutes acceptance and acknowledgment of all terms and conditions by Customer.



EMSL ANALYTICAL, INC.
TESTING LABS • PRODUCTS • TRAINING

Industrial Hygiene - Chain of Custody

EMSL Order Number / Lab Use Only

AE05114

EMSL Analytical, Inc.
200 Route 130 North
Cinnaminson, NJ 08077

PHONE: (800) 220-3675
EMAIL: c@emsl.com

If Bill-To is the same as Report-To leave this section blank. Third-party billing requires written authorization.

Customer Information	Customer ID:		Billing Information	Billing ID:	same as customer info	
	Company Name:	S&ME		Company Name:		
	Contact Name:	Gerald Paul		Billing Contact:		
	Street Address:	3201 Spring Forest Rd		Street Address:		
	City, State, Zip:	Raleigh, NC 27616		Country:	US	
Phone:	919-801-5359 / 919-872-2660		Phone:			
Email(s) for Report:	jpaul@smeinc.com / hester@smeinc.com		Email(s) for Invoice:			

Project Name/No: **City of Durham Parks - 23050630** *Lyon Park * All Parks ** Purchase Order: _____

EMSL LIMS Project ID: _____ (If applicable, EMSL will provide)

US State where samples collected: **NC** State of Connecticut (CT) must select project location:
 Commercial (Taxable) Residential (Non-Taxable)

Media Type: **Air** Media Manufacturer/Part Number: _____ Media Lot Number: _____

Sampled By Name: *Brandon Goveas* Sampled By Signature: *[Signature]* No. Samples in Shipment: _____

Turnaround Time (TAT) Options - Please check:
 (If no selection made, Standard 2 Week (EOD) TAT will apply) 2 Week 1 Week 4 Day 3 Day 2 Day 1 Day Other (Call Lab)

Client Sample ID	Location/Description	Analyte/Method	Media	Flow (lpm)	Sample Time		Volume/Area	Sample Type	Sample Date	Comments			
					On	Off							
822-LF6P-1	Lyon Park	NIOSH 6009 - mercury	Sorbent Tube	0.25	1306	1406		<input type="checkbox"/> Area <input type="checkbox"/> Personal	12-19-25				
822-LF6P-2	↓	↓	↓	↓	1145	1245		<input type="checkbox"/> Area <input type="checkbox"/> Personal	12-19-25				
822-LF6P-3					1303	1403		<input type="checkbox"/> Area <input type="checkbox"/> Personal	12-19-25				
822-LF6P-4					1140	1240		<input type="checkbox"/> Area <input type="checkbox"/> Personal	12-19-25				
822-LF6P-5					1138	1238		<input type="checkbox"/> Area <input type="checkbox"/> Personal	12-19-25				
822-LF6P-6					1155	1255		<input type="checkbox"/> Area <input type="checkbox"/> Personal	12-22-25				
822-LF6P-7 36											<input type="checkbox"/> Area <input type="checkbox"/> Personal	12-22-25	Did not collect sample
822-LF6P-8					1226	1326		<input type="checkbox"/> Area <input type="checkbox"/> Personal	12-22-25				

Special Instructions and/or Regulatory Requirements (Sample Specifications, Processing Methods, Limits of Detection, etc.)
NIOSH 6009 mercury - sorbent tube sampling

Method of Shipment: *Fedex* Sample Condition Upon Receipt: *20.5°C*

Relinquished by: *[Signature]* Date/Time: *12/31 1335* Received by: *[Signature]* Date/Time: *1/5/26 @ 1120*

Relinquished by: _____ Date/Time: _____ Received by: _____ Date/Time: _____

Controlled Document - COC-21 Industrial Hygiene R4 05/12/2021

AGREE TO ELECTRONIC SIGNATURE (By checking, I consent to signing this Chain of Custody document by electronic signature.)

EMSL Analytical, Inc.'s Laboratory Terms and Conditions are incorporated into this Chain of Custody by reference in their entirety. Submission of samples to EMSL Analytical, Inc. constitutes acceptance and acknowledgment of all terms and conditions by Customer.



EMSL ANALYTICAL, INC.
TESTING LABS • PRODUCTS • TRAINING

Industrial Hygiene - Chain of Custody

EMSL Order Number / Lab Use Only

AEOS114

EMSL Analytical, Inc.
200 Route 130 North
Cinnaminson, NJ 08077

PHONE: (800) 220-3675
EMAIL: c@emsl.com

Special Instructions and/or Regulatory Requirements (Sample Specifications, Processing Methods, Limits of Detection, etc.)

Client Sample ID	Location/Description	Analyte/Method	Media	Flow (lpm)	Sample Time		Volume/Area	Sample Type	Sample Date	Comments
					On	Off				
822-LFLP-9	Lyon Park	NIOSH 6009 - mercury	Sorbent Tube	0.25	1240	1340		<input type="checkbox"/> Area <input type="checkbox"/> Personal	12-22-25	
822-LFLP-10					1130	1230		<input type="checkbox"/> Area <input type="checkbox"/> Personal	12-22-25	
822-LFLP-DUP	822-DUP				1306	1406		<input type="checkbox"/> Area <input type="checkbox"/> Personal	12-19-25	
822-DUP-2					1155	1255		<input type="checkbox"/> Area <input type="checkbox"/> Personal	12-22-25	
824-LFGP-3	Walton Park				1112	1212		<input type="checkbox"/> Area <input type="checkbox"/> Personal	12-18-25	
824-LFGP-DUP		1112	1212		<input type="checkbox"/> Area <input type="checkbox"/> Personal					
824-LFGP-2		1215	1215		<input type="checkbox"/> Area <input type="checkbox"/> Personal					
824-LFGP-5		1130	1230		<input type="checkbox"/> Area <input type="checkbox"/> Personal					
824-LFGP-8		1205	1305		<input type="checkbox"/> Area <input type="checkbox"/> Personal					
824-LFGP-9		1231	1331		<input type="checkbox"/> Area <input type="checkbox"/> Personal					
824-LFGP-1		1310	1410		<input type="checkbox"/> Area <input type="checkbox"/> Personal					
824-LFGP-4		1330	1430		<input type="checkbox"/> Area <input type="checkbox"/> Personal					
824-LFGP-7		1348	1448		<input type="checkbox"/> Area <input type="checkbox"/> Personal					
824-LFGP-6		1350	1450		<input type="checkbox"/> Area <input type="checkbox"/> Personal					
825-LFGP-5	Northgate Park	0950	1050		<input type="checkbox"/> Area <input type="checkbox"/> Personal		12-19-25			
825-LFGP-DUP		0950	1050		<input type="checkbox"/> Area <input type="checkbox"/> Personal		12-19-25			

Method of Shipment: Fedex

Sample Condition Upon Receipt:

Relinquished by: _____ Date/Time: _____ Received by: [Signature] Date/Time: 1/5/26 1120

Relinquished by: _____ Date/Time: _____ Received by: _____ Date/Time: _____

Controlled Document - COC-21 Industrial Hygiene R4 05/12/2021

AGREE TO ELECTRONIC SIGNATURE (By checking, I consent to signing this Chain of Custody document by electronic signature.)

EMSL Analytical, Inc.'s Laboratory Terms and Conditions are incorporated into this Chain of Custody by reference in their entirety. Submission of samples to EMSL Analytical, Inc. constitutes acceptance and acknowledgment of all terms and conditions by Customer.



Industrial Hygiene - Chain of Custody

EMSL ANALYTICAL, INC.
TESTING LABS • PRODUCTS • TRAINING

EMSL Order Number / Lab Use Only

AEOS114

EMSL Analytical, Inc.
200 Route 130 North
Cinnaminson, NJ 08077

PHONE: (800) 220-3675
EMAIL: c@emsl.com

Special Instructions and/or Regulatory Requirements (Sample Specifications, Processing Methods, Limits of Detection, etc.)

Client Sample ID	Location/Description	Analyte/Method	Media	Flow (lpm)	Sample Time		Volume/Area	Sample Type	Sample Date	Comments
					On	Off				
825-LFGP-2	Northgate Cont'd	NIOSH 6009 Mercury	Sorbent tube	0-25	1047	1147		<input type="checkbox"/> Area <input type="checkbox"/> Personal	12-19-25	
825-LFGP-4	↓				1008	1108		<input type="checkbox"/> Area <input type="checkbox"/> Personal		
825-LFGP-3					0957	1057		<input type="checkbox"/> Area <input type="checkbox"/> Personal		
825-LFGP-1					1157	1257		<input type="checkbox"/> Area <input type="checkbox"/> Personal		
821-LFGP-2					E. Durham Parks	1132	1232		<input type="checkbox"/> Area <input type="checkbox"/> Personal	12-30-25
821-LFGP-5	↓				1134	1234		<input type="checkbox"/> Area <input type="checkbox"/> Personal		
821-LFGP-DUP					1134	1234		<input type="checkbox"/> Area <input type="checkbox"/> Personal		
821-LFGP-6					1136	1236		<input type="checkbox"/> Area <input type="checkbox"/> Personal		
821-LFGP-7					1137	1237		<input type="checkbox"/> Area <input type="checkbox"/> Personal		
821-LFGP-3					1235	1335		<input type="checkbox"/> Area <input type="checkbox"/> Personal		
821-LFGP-8					1243	1343		<input type="checkbox"/> Area <input type="checkbox"/> Personal		
821-LFGP-4					1248	1348		<input type="checkbox"/> Area <input type="checkbox"/> Personal		
821-LFGP-9					1249	1349		<input type="checkbox"/> Area <input type="checkbox"/> Personal		
821-LFGP-1					1346	1446		<input type="checkbox"/> Area <input type="checkbox"/> Personal		
823-LFGP-2					East End Parks	1305	1305		<input type="checkbox"/> Area <input type="checkbox"/> Personal	12-29-25
823-LFGP-3	/	1214	1314		<input type="checkbox"/> Area <input type="checkbox"/> Personal	/				

Method of Shipment: Fedex

Relinquished by: _____ Date/Time: _____

Relinquished by: _____ Date/Time: _____

Sample Condition Upon Receipt: _____

Received by: (Signature) Date/Time: 1/5/26 11:20

Received by: _____ Date/Time: _____

Controlled Document - COC-21 Industrial Hygiene R4 05/12/2021

EMSL Analytical, Inc.'s Laboratory Terms and Conditions are incorporated into this Chain of Custody by reference in their entirety. Submission of samples to EMSL Analytical, Inc. constitutes acceptance and acknowledgment of all terms and conditions by Customer.



Industrial Hygiene - Chain of Custody

EMSL Order Number / Lab Use Only

EMSL ANALYTICAL, INC.
TESTING LABS • PRODUCTS • TRAINING

AEOS114

EMSL Analytical, Inc.
200 Route 130 North
Cinnaminson, NJ 08077

PHONE: (800) 220-3675
EMAIL: c@emsl.com

Special Instructions and/or Regulatory Requirements (Sample Specifications, Processing Methods, Limits of Detection, etc.)

Client Sample ID	Location/Description	Analyte/Method	Media	Flow (lpm)	Sample Time		Volume/Area	Sample Type	Sample Date	Comments		
					On	Off						
823-LFGP -1	East End Park Cont'd	NASTH 6009	serbent tube	0.25	1228	1328		<input type="checkbox"/> Area <input type="checkbox"/> Personal	12-29-25			
823-LFGP -6	↓	↓	↓	↓	1420	1520		<input type="checkbox"/> Area <input type="checkbox"/> Personal	↓			
823-LFGP -7					1425	1525		<input type="checkbox"/> Area <input type="checkbox"/> Personal				
823-LFGP -5					1430	1530		<input type="checkbox"/> Area <input type="checkbox"/> Personal				
823-LFGP -4					1140	1240		<input type="checkbox"/> Area <input type="checkbox"/> Personal				
823-LFGP -8					1534	1634		<input type="checkbox"/> Area <input type="checkbox"/> Personal				
823-LFGP -9					1533	1633		<input type="checkbox"/> Area <input type="checkbox"/> Personal				
823-LFGP -10					1535	1635		<input type="checkbox"/> Area <input type="checkbox"/> Personal				
823-LFGP -DUP-1					1205	1305		<input type="checkbox"/> Area <input type="checkbox"/> Personal				
											<input type="checkbox"/> Area <input type="checkbox"/> Personal	
											<input type="checkbox"/> Area <input type="checkbox"/> Personal	
						<input type="checkbox"/> Area <input type="checkbox"/> Personal						
						<input type="checkbox"/> Area <input type="checkbox"/> Personal						
						<input type="checkbox"/> Area <input type="checkbox"/> Personal						
						<input type="checkbox"/> Area <input type="checkbox"/> Personal						
						<input type="checkbox"/> Area <input type="checkbox"/> Personal						

Method of Shipment: *Fedex*

Relinquished by: _____ Date/Time: _____

Relinquished by: _____ Date/Time: _____

Sample Condition Upon Receipt: _____

Received by: *[Signature]* Date/Time: *1/5/22 1120*

Received by: _____ Date/Time: _____

Controlled Document - COC-21 Industrial Hygiene R4 05/12/2021

AGREE TO ELECTRONIC SIGNATURE (By checking, I consent to signing this Chain of Custody document by electronic signature.)

EMSL Analytical, Inc.'s Laboratory Terms and Conditions are incorporated into this Chain of Custody by reference in their entirety. Submission of samples to EMSL Analytical, Inc. constitutes acceptance and acknowledgment of all terms and conditions by Customer.

- 1
- 2
- 3
- 4
- 5
- 6
- 7
- 8
- 9
- 10
- 11
- 12
- 13
- 14
- 15
- 16

ANALYTICAL REPORT

PREPARED FOR

Attn: Jerry Paul
S&ME Inc
3201 Spring Forest Road
Raleigh, North Carolina 27616
Generated 12/15/2025 3:46:29 PM

JOB DESCRIPTION

Lyon Park

JOB NUMBER

752-39890-1

Eurofins Raleigh

Job Notes

This report may not be reproduced except in full, and with written approval from the laboratory. The results relate only to the samples tested. For questions please contact the Project Manager at the e-mail address or telephone number listed on this page.

The test results in this report relate only to the samples as received by the laboratory and will meet all requirements of the methodology, with any exceptions noted. This report shall not be reproduced except in full, without the express written approval of the laboratory. All questions should be directed to the Eurofins Environment Testing Southeast, LLC Project Manager.

Authorization



Generated
12/15/2025 3:46:29 PM

Authorized for release by
Chad Bechtold, Project Manager
Chad.Bechtold@et.eurofinsus.com
(813)690-3563



Table of Contents

Cover Page	1
Table of Contents	3
Definitions/Glossary	4
Case Narrative	5
Detection Summary	6
Client Sample Results	11
Surrogate Summary	69
Isotope Dilution Summary	71
QC Sample Results	72
QC Association Summary	91
Lab Chronicle	97
Certification Summary	104
Method Summary	105
Sample Summary	106
Chain of Custody	107
Receipt Checklists	114

Definitions/Glossary

Client: S&ME Inc
Project/Site: Lyon Park

Job ID: 752-39890-1

Qualifiers

GC/MS VOA

Qualifier	Qualifier Description
F1	MS and/or MSD recovery exceeds control limits.
J	Result is less than the RL but greater than or equal to the MDL and the concentration is an approximate value.

GC/MS Semi VOA

Qualifier	Qualifier Description
J	Result is less than the RL but greater than or equal to the MDL and the concentration is an approximate value.

Metals

Qualifier	Qualifier Description
4	MS, MSD: The analyte present in the original sample is greater than 4 times the matrix spike concentration; therefore, control limits are not applicable.
J	Result is less than the RL but greater than or equal to the MDL and the concentration is an approximate value.

General Chemistry

Qualifier	Qualifier Description
4	MS, MSD: The analyte present in the original sample is greater than 4 times the matrix spike concentration; therefore, control limits are not applicable.
F1	MS and/or MSD recovery exceeds control limits.
J	Result is less than the RL but greater than or equal to the MDL and the concentration is an approximate value.

Glossary

Abbreviation	These commonly used abbreviations may or may not be present in this report.
☼	Listed under the "D" column to designate that the result is reported on a dry weight basis
%R	Percent Recovery
CFL	Contains Free Liquid
CFU	Colony Forming Unit
CNF	Contains No Free Liquid
DER	Duplicate Error Ratio (normalized absolute difference)
Dil Fac	Dilution Factor
DL	Detection Limit (DoD/DOE)
DL, RA, RE, IN	Indicates a Dilution, Re-analysis, Re-extraction, or additional Initial metals/anion analysis of the sample
DLC	Decision Level Concentration (Radiochemistry)
EDL	Estimated Detection Limit (Dioxin)
LOD	Limit of Detection (DoD/DOE)
LOQ	Limit of Quantitation (DoD/DOE)
MCL	EPA recommended "Maximum Contaminant Level"
MDA	Minimum Detectable Activity (Radiochemistry)
MDC	Minimum Detectable Concentration (Radiochemistry)
MDL	Method Detection Limit
ML	Minimum Level (Dioxin)
MPN	Most Probable Number
MQL	Method Quantitation Limit
NC	Not Calculated
ND	Not Detected at the reporting limit (or MDL or EDL if shown)
NEG	Negative / Absent
POS	Positive / Present
PQL	Practical Quantitation Limit
PRES	Presumptive
QC	Quality Control
RER	Relative Error Ratio (Radiochemistry)
RL	Reporting Limit or Requested Limit (Radiochemistry)
RPD	Relative Percent Difference, a measure of the relative difference between two points
TEF	Toxicity Equivalent Factor (Dioxin)
TEQ	Toxicity Equivalent Quotient (Dioxin)
TNTC	Too Numerous To Count

Case Narrative

Client: S&ME Inc
Project: Lyon Park

Job ID: 752-39890-1

Job ID: 752-39890-1

Eurofins Raleigh

Job Narrative 752-39890-1

The analytical test results presented in this report meet all requirements of the associated regulatory program listed on the Accreditation/Certification Summary Page, unless otherwise noted. Data qualifiers and/or narrative comments are included to explain any exceptions, if applicable. Regulated compliance samples (e.g. SDWA, NPDES) must comply with associated agency requirements/permits.

- Matrix-specific batch QC (e.g., MS, MSD, SD) may not be reported when insufficient sample volume is available or when site-specific QC samples are not submitted. In such cases, a Laboratory Control Sample Duplicate (LCSD) may be analyzed to provide precision data for the batch.
- For samples analyzed using surrogate and/or isotope dilution analytes, any recoveries falling outside of established acceptance criteria are re-prepared and/or re-analyzed to confirm results, unless the deviation is due to sample dilution or otherwise explained in the case narrative.

Receipt

The samples were received on 12/4/2025 8:00 AM. Unless otherwise noted below, the samples arrived in good condition, and, where required, properly preserved and on ice. The temperatures of the 3 coolers at receipt time were 1.1°C, 1.5°C and 1.8°C.

GC/MS VOA

No additional analytical or quality issues were noted, other than those described above or in the Definitions/ Glossary page.

GC/MS Semi VOA

No additional analytical or quality issues were noted, other than those described above or in the Definitions/ Glossary page.

Metals

No additional analytical or quality issues were noted, other than those described above or in the Definitions/ Glossary page.

General Chemistry

Method SM4500_SO4_E: The following samples were diluted to bring the concentration of Sulfate within the calibration range: A-MW-1 (752-39890-1), A-MW-3 (752-39890-3), A-MW-7 (752-39890-6), A-MW-8 (752-39890-7), A-MW-9 (752-39890-8), MW-4 (752-39890-10) and 120325-Dup-1 (752-39890-14). Elevated reporting limits (RLs) are provided.

No additional analytical or quality issues were noted, other than those described above or in the Definitions/ Glossary page.

Eurofins Raleigh

Detection Summary

Client: S&ME Inc
Project/Site: Lyon Park

Job ID: 752-39890-1

Client Sample ID: A-MW-1

Lab Sample ID: 752-39890-1

Analyte	Result	Qualifier	RL	MDL	Unit	Dil Fac	D	Method	Prep Type
Barium	153		10.0	0.410	ug/L	1		6020B	Total Recoverable
Cobalt	1.28	J	5.00	0.411	ug/L	1		6020B	Total Recoverable
Copper	0.800	J	2.00	0.642	ug/L	1		6020B	Total Recoverable
Manganese	320		5.00	1.29	ug/L	1		6020B	Total Recoverable
Nickel	10.4		5.00	0.422	ug/L	1		6020B	Total Recoverable
Vanadium	2.37	J	5.00	1.22	ug/L	1		6020B	Total Recoverable
Nitrate Nitrite as N	0.0600	J	0.100	0.0100	mg/L	1		353.2-1993 R2.0	Total/NA
Nitrate as N	0.0600	J	0.100	0.0100	mg/L	1		Nitrate by calc	Total/NA
Sulfate	70.4		10.0	2.80	mg/L	2		SM 4500 SO4 E	Total/NA

Client Sample ID: A-MW-2

Lab Sample ID: 752-39890-2

Analyte	Result	Qualifier	RL	MDL	Unit	Dil Fac	D	Method	Prep Type
Methyl tert-butyl ether	0.316	J	1.00	0.220	ug/L	1		8260D	Total/NA
Arsenic	4.88	J	5.00	1.32	ug/L	1		6020B	Total Recoverable
Barium	442		10.0	0.410	ug/L	1		6020B	Total Recoverable
Cobalt	1.10	J	5.00	0.411	ug/L	1		6020B	Total Recoverable
Manganese	1310		5.00	1.29	ug/L	1		6020B	Total Recoverable
Nickel	2.07	J	5.00	0.422	ug/L	1		6020B	Total Recoverable
Ammonia	0.454		0.250	0.100	mg/L	1		350.1-1993 R2.0	Total/NA
Nitrate Nitrite as N	0.0250	J	0.100	0.0100	mg/L	1		353.2-1993 R2.0	Total/NA
Nitrate as N	0.0250	J	0.100	0.0100	mg/L	1		Nitrate by calc	Total/NA
Sulfate	28.0		5.00	1.40	mg/L	1		SM 4500 SO4 E	Total/NA

Client Sample ID: A-MW-3

Lab Sample ID: 752-39890-3

Analyte	Result	Qualifier	RL	MDL	Unit	Dil Fac	D	Method	Prep Type
Arsenic	2.22	J	5.00	1.32	ug/L	1		6020B	Total Recoverable
Barium	81.2		10.0	0.410	ug/L	1		6020B	Total Recoverable
Cobalt	4.03	J	5.00	0.411	ug/L	1		6020B	Total Recoverable
Copper	2.47		2.00	0.642	ug/L	1		6020B	Total Recoverable
Manganese	4150		5.00	1.29	ug/L	1		6020B	Total Recoverable
Nickel	1.84	J	5.00	0.422	ug/L	1		6020B	Total Recoverable
Vanadium	2.66	J	5.00	1.22	ug/L	1		6020B	Total Recoverable
Ammonia	0.122	J	0.250	0.100	mg/L	1		350.1-1993 R2.0	Total/NA
Sulfate	79.8		25.0	7.00	mg/L	5		SM 4500 SO4 E	Total/NA

This Detection Summary does not include radiochemical test results.

Eurofins Raleigh

Detection Summary

Client: S&ME Inc
Project/Site: Lyon Park

Job ID: 752-39890-1

Client Sample ID: A-MW-4

Lab Sample ID: 752-39890-4

Analyte	Result	Qualifier	RL	MDL	Unit	Dil Fac	D	Method	Prep Type
Arsenic	2.68	J	5.00	1.32	ug/L	1		6020B	Total Recoverable
Barium	36.8		10.0	0.410	ug/L	1		6020B	Total Recoverable
Copper	1.42	J	2.00	0.642	ug/L	1		6020B	Total Recoverable
Manganese	3.58	J	5.00	1.29	ug/L	1		6020B	Total Recoverable
Nickel	0.695	J	5.00	0.422	ug/L	1		6020B	Total Recoverable
Vanadium	3.43	J	5.00	1.22	ug/L	1		6020B	Total Recoverable
Sulfate	9.48		5.00	1.40	mg/L	1		SM 4500 SO4 E	Total/NA

Client Sample ID: A-MW-6

Lab Sample ID: 752-39890-5

Analyte	Result	Qualifier	RL	MDL	Unit	Dil Fac	D	Method	Prep Type
Methyl tert-butyl ether	0.324	J	1.00	0.220	ug/L	1		8260D	Total/NA
Barium	242		10.0	0.410	ug/L	1		6020B	Total Recoverable
Copper	0.727	J	2.00	0.642	ug/L	1		6020B	Total Recoverable
Manganese	11.2		5.00	1.29	ug/L	1		6020B	Total Recoverable
Nickel	16.6		5.00	0.422	ug/L	1		6020B	Total Recoverable
Vanadium	2.03	J	5.00	1.22	ug/L	1		6020B	Total Recoverable
Nitrate Nitrite as N	0.0780	J	0.100	0.0100	mg/L	1		353.2-1993 R2.0	Total/NA
Nitrate as N	0.0780	J	0.100	0.0100	mg/L	1		Nitrate by calc	Total/NA
Sulfate	32.0		5.00	1.40	mg/L	1		SM 4500 SO4 E	Total/NA

Client Sample ID: A-MW-7

Lab Sample ID: 752-39890-6

Analyte	Result	Qualifier	RL	MDL	Unit	Dil Fac	D	Method	Prep Type
Barium	27.2		10.0	0.410	ug/L	1		6020B	Total Recoverable
Cobalt	0.848	J	5.00	0.411	ug/L	1		6020B	Total Recoverable
Copper	0.952	J	2.00	0.642	ug/L	1		6020B	Total Recoverable
Manganese	130		5.00	1.29	ug/L	1		6020B	Total Recoverable
Nickel	1.07	J	5.00	0.422	ug/L	1		6020B	Total Recoverable
Vanadium	1.30	J	5.00	1.22	ug/L	1		6020B	Total Recoverable
Nitrate Nitrite as N	0.111		0.100	0.0100	mg/L	1		353.2-1993 R2.0	Total/NA
Nitrate as N	0.111		0.100	0.0100	mg/L	1		Nitrate by calc	Total/NA
Sulfate	482		100	28.0	mg/L	20		SM 4500 SO4 E	Total/NA

Client Sample ID: A-MW-8

Lab Sample ID: 752-39890-7

Analyte	Result	Qualifier	RL	MDL	Unit	Dil Fac	D	Method	Prep Type
Barium	43.6		10.0	0.410	ug/L	1		6020B	Total Recoverable

This Detection Summary does not include radiochemical test results.

Eurofins Raleigh

Detection Summary

Client: S&ME Inc
Project/Site: Lyon Park

Job ID: 752-39890-1

Client Sample ID: A-MW-8 (Continued)

Lab Sample ID: 752-39890-7

Analyte	Result	Qualifier	RL	MDL	Unit	Dil Fac	D	Method	Prep Type
Cobalt	1.33	J	5.00	0.411	ug/L	1		6020B	Total
									Recoverable
Copper	1.58	J	2.00	0.642	ug/L	1		6020B	Total
									Recoverable
Manganese	32.6		5.00	1.29	ug/L	1		6020B	Total
									Recoverable
Nickel	0.872	J	5.00	0.422	ug/L	1		6020B	Total
									Recoverable
Vanadium	4.40	J	5.00	1.22	ug/L	1		6020B	Total
									Recoverable
Mercury	0.369		0.200	0.166	ug/L	1		7470A	Total/NA
Nitrate Nitrite as N	3.82		0.500	0.0500	mg/L	5		353.2-1993 R2.0	Total/NA
Nitrate as N	3.82		0.100	0.0100	mg/L	1		Nitrate by calc	Total/NA
Sulfate	482		100	28.0	mg/L	20		SM 4500 SO4 E	Total/NA

Client Sample ID: A-MW-9

Lab Sample ID: 752-39890-8

Analyte	Result	Qualifier	RL	MDL	Unit	Dil Fac	D	Method	Prep Type
Barium	87.3		10.0	0.410	ug/L	1		6020B	Total
									Recoverable
Cobalt	0.774	J	5.00	0.411	ug/L	1		6020B	Total
									Recoverable
Manganese	2270		5.00	1.29	ug/L	1		6020B	Total
									Recoverable
Nickel	3.52	J	5.00	0.422	ug/L	1		6020B	Total
									Recoverable
Sulfate	59.6		10.0	2.80	mg/L	2		SM 4500 SO4 E	Total/NA

Client Sample ID: MW-1

Lab Sample ID: 752-39890-9

Analyte	Result	Qualifier	RL	MDL	Unit	Dil Fac	D	Method	Prep Type
Caprolactam	7.45	J	10.1	2.43	ug/L	1		8270E	Total/NA
Barium	316		10.0	0.410	ug/L	1		6020B	Total
									Recoverable
Manganese	21.0		5.00	1.29	ug/L	1		6020B	Total
									Recoverable
Vanadium	9.85		5.00	1.22	ug/L	1		6020B	Total
									Recoverable
Ammonia	0.118	J	0.250	0.100	mg/L	1		350.1-1993 R2.0	Total/NA
Nitrate Nitrite as N	2.95		0.500	0.0500	mg/L	5		353.2-1993 R2.0	Total/NA
Nitrate as N	2.95		0.100	0.0100	mg/L	1		Nitrate by calc	Total/NA
Sulfate	35.3		5.00	1.40	mg/L	1		SM 4500 SO4 E	Total/NA

Client Sample ID: MW-4

Lab Sample ID: 752-39890-10

Analyte	Result	Qualifier	RL	MDL	Unit	Dil Fac	D	Method	Prep Type
Barium	198		10.0	0.410	ug/L	1		6020B	Total
									Recoverable
Copper	0.825	J	2.00	0.642	ug/L	1		6020B	Total
									Recoverable
Manganese	120		5.00	1.29	ug/L	1		6020B	Total
									Recoverable
Nickel	1.00	J	5.00	0.422	ug/L	1		6020B	Total
									Recoverable
Vanadium	2.22	J	5.00	1.22	ug/L	1		6020B	Total
									Recoverable
Nitrate Nitrite as N	0.917		0.100	0.0100	mg/L	1		353.2-1993 R2.0	Total/NA

This Detection Summary does not include radiochemical test results.

Eurofins Raleigh

Detection Summary

Client: S&ME Inc
Project/Site: Lyon Park

Job ID: 752-39890-1

Client Sample ID: MW-4 (Continued)

Lab Sample ID: 752-39890-10

Analyte	Result	Qualifier	RL	MDL	Unit	Dil Fac	D	Method	Prep Type
Nitrate as N	0.917		0.100	0.0100	mg/L	1		Nitrate by calc	Total/NA
Sulfate	60.6		10.0	2.80	mg/L	2		SM 4500 SO4 E	Total/NA

Client Sample ID: MW-5

Lab Sample ID: 752-39890-11

Analyte	Result	Qualifier	RL	MDL	Unit	Dil Fac	D	Method	Prep Type
Barium	146		10.0	0.410	ug/L	1		6020B	Total Recoverable
Cobalt	0.612	J	5.00	0.411	ug/L	1		6020B	Total Recoverable
Copper	1.19	J	2.00	0.642	ug/L	1		6020B	Total Recoverable
Manganese	118		5.00	1.29	ug/L	1		6020B	Total Recoverable
Nickel	1.49	J	5.00	0.422	ug/L	1		6020B	Total Recoverable
Vanadium	3.42	J	5.00	1.22	ug/L	1		6020B	Total Recoverable
Sulfate	15.5		5.00	1.40	mg/L	1		SM 4500 SO4 E	Total/NA

Client Sample ID: MW-6

Lab Sample ID: 752-39890-12

Analyte	Result	Qualifier	RL	MDL	Unit	Dil Fac	D	Method	Prep Type
Barium	168		10.0	0.410	ug/L	1		6020B	Total Recoverable
Copper	1.60	J	2.00	0.642	ug/L	1		6020B	Total Recoverable
Manganese	36.7		5.00	1.29	ug/L	1		6020B	Total Recoverable
Nickel	1.03	J	5.00	0.422	ug/L	1		6020B	Total Recoverable
Vanadium	2.18	J	5.00	1.22	ug/L	1		6020B	Total Recoverable
Zinc	1710		10.0	8.91	ug/L	1		6020B	Total Recoverable
Ammonia	0.121	J	0.250	0.100	mg/L	1		350.1-1993 R2.0	Total/NA
Nitrate Nitrite as N	0.106		0.100	0.0100	mg/L	1		353.2-1993 R2.0	Total/NA
Nitrate as N	0.106		0.100	0.0100	mg/L	1		Nitrate by calc	Total/NA
Sulfate	28.5		5.00	1.40	mg/L	1		SM 4500 SO4 E	Total/NA

Client Sample ID: MW-7

Lab Sample ID: 752-39890-13

Analyte	Result	Qualifier	RL	MDL	Unit	Dil Fac	D	Method	Prep Type
Caprolactam	7.16	J	9.93	2.38	ug/L	1		8270E	Total/NA
Arsenic	1.57	J	5.00	1.32	ug/L	1		6020B	Total Recoverable
Barium	140		10.0	0.410	ug/L	1		6020B	Total Recoverable
Beryllium	0.380	J	1.00	0.147	ug/L	1		6020B	Total Recoverable
Cobalt	1.12	J	5.00	0.411	ug/L	1		6020B	Total Recoverable
Copper	6.99		2.00	0.642	ug/L	1		6020B	Total Recoverable
Lead	1.29		1.00	0.864	ug/L	1		6020B	Total Recoverable

This Detection Summary does not include radiochemical test results.

Eurofins Raleigh

Detection Summary

Client: S&ME Inc
Project/Site: Lyon Park

Job ID: 752-39890-1

Client Sample ID: MW-7 (Continued)

Lab Sample ID: 752-39890-13

Analyte	Result	Qualifier	RL	MDL	Unit	Dil Fac	D	Method	Prep Type
Manganese	148		5.00	1.29	ug/L	1		6020B	Total Recoverable
Nickel	2.07	J	5.00	0.422	ug/L	1		6020B	Total Recoverable
Vanadium	8.29		5.00	1.22	ug/L	1		6020B	Total Recoverable
Nitrate Nitrite as N	1.66		0.100	0.0100	mg/L	1		353.2-1993 R2.0	Total/NA
Nitrate as N	1.66		0.100	0.0100	mg/L	1		Nitrate by calc	Total/NA
Sulfate	20.6		5.00	1.40	mg/L	1		SM 4500 SO4 E	Total/NA

Client Sample ID: 120325-Dup-1

Lab Sample ID: 752-39890-14

Analyte	Result	Qualifier	RL	MDL	Unit	Dil Fac	D	Method	Prep Type
Methyl tert-butyl ether	0.264	J	1.00	0.220	ug/L	1		8260D	Total/NA
Barium	324		10.0	0.410	ug/L	1		6020B	Total Recoverable
Copper	0.668	J	2.00	0.642	ug/L	1		6020B	Total Recoverable
Manganese	20.0		5.00	1.29	ug/L	1		6020B	Total Recoverable
Nickel	20.6		5.00	0.422	ug/L	1		6020B	Total Recoverable
Vanadium	1.78	J	5.00	1.22	ug/L	1		6020B	Total Recoverable
Nitrate Nitrite as N	0.335		0.100	0.0100	mg/L	1		353.2-1993 R2.0	Total/NA
Nitrate as N	0.335		0.100	0.0100	mg/L	1		Nitrate by calc	Total/NA
Sulfate	57.0		10.0	2.80	mg/L	2		SM 4500 SO4 E	Total/NA

Client Sample ID: Trip Blank

Lab Sample ID: 752-39890-15

No Detections.

This Detection Summary does not include radiochemical test results.

Eurofins Raleigh

Client Sample Results

Client: S&ME Inc
Project/Site: Lyon Park

Job ID: 752-39890-1

Client Sample ID: A-MW-1

Lab Sample ID: 752-39890-1

Date Collected: 12/03/25 11:25

Matrix: Water

Date Received: 12/04/25 08:00

Method: SW846 8260D - Volatile Organic Compounds by GC/MS

Analyte	Result	Qualifier	RL	MDL	Unit	D	Prepared	Analyzed	Dil Fac
Acetone	ND		25.0	10.0	ug/L			12/09/25 12:07	1
Benzene	ND		1.00	0.500	ug/L			12/09/25 12:07	1
Bromobenzene	ND		1.00	0.540	ug/L			12/09/25 12:07	1
Bromoform	ND		5.00	0.250	ug/L			12/09/25 12:07	1
Bromomethane	ND		1.00	0.980	ug/L			12/09/25 12:07	1
2-Butanone (MEK)	ND		25.0	2.60	ug/L			12/09/25 12:07	1
Carbon disulfide	ND		1.00	0.500	ug/L			12/09/25 12:07	1
Carbon tetrachloride	ND		1.00	0.460	ug/L			12/09/25 12:07	1
Chlorobenzene	ND		1.00	0.420	ug/L			12/09/25 12:07	1
Chlorobromomethane	ND		1.00	0.520	ug/L			12/09/25 12:07	1
Chlorodibromomethane	ND		1.00	0.610	ug/L			12/09/25 12:07	1
Chloroethane	ND		1.00	0.760	ug/L			12/09/25 12:07	1
Chloroform	ND		1.00	0.900	ug/L			12/09/25 12:07	1
Chloromethane	ND		1.00	0.840	ug/L			12/09/25 12:07	1
2-Chlorotoluene	ND		1.00	0.570	ug/L			12/09/25 12:07	1
4-Chlorotoluene	ND		1.00	0.560	ug/L			12/09/25 12:07	1
cis-1,2-Dichloroethene	ND	F1	1.00	0.760	ug/L			12/09/25 12:07	1
cis-1,3-Dichloropropene	ND		5.00	0.500	ug/L			12/09/25 12:07	1
1,2-Dibromo-3-Chloropropane	ND		5.00	1.50	ug/L			12/09/25 12:07	1
Dibromomethane	ND		5.00	0.220	ug/L			12/09/25 12:07	1
1,2-Dichlorobenzene	ND		1.00	0.500	ug/L			12/09/25 12:07	1
1,3-Dichlorobenzene	ND		1.00	0.540	ug/L			12/09/25 12:07	1
1,4-Dichlorobenzene	ND		1.00	0.640	ug/L			12/09/25 12:07	1
Dichlorobromomethane	ND		1.00	0.500	ug/L			12/09/25 12:07	1
1,1-Dichloroethane	ND		1.00	0.500	ug/L			12/09/25 12:07	1
1,2-Dichloroethane	ND		1.00	0.550	ug/L			12/09/25 12:07	1
1,1-Dichloroethene	ND		1.00	0.500	ug/L			12/09/25 12:07	1
1,2-Dichloropropane	ND		1.00	0.500	ug/L			12/09/25 12:07	1
1,3-Dichloropropane	ND		1.00	0.500	ug/L			12/09/25 12:07	1
2,2-Dichloropropane	ND		1.00	0.500	ug/L			12/09/25 12:07	1
1,1-Dichloropropene	ND		1.00	0.340	ug/L			12/09/25 12:07	1
Ethyl acetate	ND		10.0	6.14	ug/L			12/09/25 12:07	1
Ethylbenzene	ND		1.00	0.500	ug/L			12/09/25 12:07	1
Ethylene Dibromide	ND		1.00	0.230	ug/L			12/09/25 12:07	1
Hexachlorobutadiene	ND		5.00	0.900	ug/L			12/09/25 12:07	1
Hexane	ND		1.00	0.960	ug/L			12/09/25 12:07	1
2-Hexanone	ND		25.0	9.10	ug/L			12/09/25 12:07	1
Iodomethane	ND		1.00	0.900	ug/L			12/09/25 12:07	1
Isopropylbenzene	ND		1.00	0.530	ug/L			12/09/25 12:07	1
Isopropyl ether	ND		1.00	0.740	ug/L			12/09/25 12:07	1
4-Isopropyltoluene	ND		1.00	0.710	ug/L			12/09/25 12:07	1
Methylene Chloride	ND		5.00	4.00	ug/L			12/09/25 12:07	1
4-Methyl-2-pentanone (MIBK)	ND		25.0	1.80	ug/L			12/09/25 12:07	1
Methyl tert-butyl ether	ND		1.00	0.220	ug/L			12/09/25 12:07	1
m-Xylene & p-Xylene	ND		5.00	3.00	ug/L			12/09/25 12:07	1
Naphthalene	ND		5.00	3.00	ug/L			12/09/25 12:07	1
n-Butylbenzene	ND		1.00	0.760	ug/L			12/09/25 12:07	1
n-Heptane	ND		1.00	0.690	ug/L			12/09/25 12:07	1
N-Propylbenzene	ND		1.00	0.690	ug/L			12/09/25 12:07	1

Eurofins Raleigh

Client Sample Results

Client: S&ME Inc
Project/Site: Lyon Park

Job ID: 752-39890-1

Client Sample ID: A-MW-1

Lab Sample ID: 752-39890-1

Date Collected: 12/03/25 11:25

Matrix: Water

Date Received: 12/04/25 08:00

Method: SW846 8260D - Volatile Organic Compounds by GC/MS (Continued)

Analyte	Result	Qualifier	RL	MDL	Unit	D	Prepared	Analyzed	Dil Fac
o-Xylene	ND		5.00	3.00	ug/L			12/09/25 12:07	1
sec-Butylbenzene	ND		1.00	0.700	ug/L			12/09/25 12:07	1
Styrene	ND		1.00	1.00	ug/L			12/09/25 12:07	1
tert-Butylbenzene	ND		1.00	0.630	ug/L			12/09/25 12:07	1
1,1,1,2-Tetrachloroethane	ND		1.00	0.380	ug/L			12/09/25 12:07	1
1,1,1,2,2-Tetrachloroethane	ND		1.00	0.500	ug/L			12/09/25 12:07	1
Tetrachloroethene	ND		1.00	0.330	ug/L			12/09/25 12:07	1
Toluene	ND		1.00	0.900	ug/L			12/09/25 12:07	1
trans-1,4-Dichloro-2-butene	ND		5.00	1.00	ug/L			12/09/25 12:07	1
trans-1,2-Dichloroethene	ND		1.00	0.500	ug/L			12/09/25 12:07	1
trans-1,3-Dichloropropene	ND		5.00	0.470	ug/L			12/09/25 12:07	1
1,2,3-Trichlorobenzene	ND		1.00	0.900	ug/L			12/09/25 12:07	1
1,2,4-Trichlorobenzene	ND		1.00	0.820	ug/L			12/09/25 12:07	1
1,1,1-Trichloroethane	ND		1.00	0.390	ug/L			12/09/25 12:07	1
1,1,2-Trichloroethane	ND		5.00	1.00	ug/L			12/09/25 12:07	1
Trichloroethene	ND		1.00	0.480	ug/L			12/09/25 12:07	1
Trichlorofluoromethane	ND		1.00	0.250	ug/L			12/09/25 12:07	1
1,2,3-Trichloropropane	ND		5.00	0.840	ug/L			12/09/25 12:07	1
1,1,2-Trichloro-1,2,2-trifluoroethane	ND		1.00	0.500	ug/L			12/09/25 12:07	1
1,2,4-Trimethylbenzene	ND		1.00	0.820	ug/L			12/09/25 12:07	1
1,3,5-Trimethylbenzene	ND		1.00	0.560	ug/L			12/09/25 12:07	1
Vinyl acetate	ND		25.0	0.930	ug/L			12/09/25 12:07	1
Vinyl chloride	ND		1.00	0.500	ug/L			12/09/25 12:07	1
Xylenes, Total	ND		10.0	6.00	ug/L			12/09/25 12:07	1

Surrogate	%Recovery	Qualifier	Limits	Prepared	Analyzed	Dil Fac
4-Bromofluorobenzene	100		56 - 136		12/09/25 12:07	1
Dibromofluoromethane	102		79 - 130		12/09/25 12:07	1
1,2-Dichloroethane-d4 (Surr)	104		59 - 146		12/09/25 12:07	1
Toluene-d8 (Surr)	97		64 - 132		12/09/25 12:07	1

Method: SW846 8270E SIM ID - Semivolatile Organic Compounds (GC/MS SIM / Isotope Dilution)

Analyte	Result	Qualifier	RL	MDL	Unit	D	Prepared	Analyzed	Dil Fac
1,4-Dioxane	ND		0.303	0.303	ug/L		12/08/25 11:11	12/08/25 17:30	1

Isotope Dilution	%Recovery	Qualifier	Limits	Prepared	Analyzed	Dil Fac
1,4-Dioxane-d8	17		10 - 140	12/08/25 11:11	12/08/25 17:30	1

Method: SW846 8270E - Semivolatile Organic Compounds (GC-MS/MS)

Analyte	Result	Qualifier	RL	MDL	Unit	D	Prepared	Analyzed	Dil Fac
1,1'-Biphenyl	ND		9.80	0.412	ug/L		12/06/25 15:15	12/09/25 04:19	1
2,4,5-Trichlorophenol	ND		9.80	0.529	ug/L		12/06/25 15:15	12/09/25 04:19	1
2,4,6-Trichlorophenol	ND		9.80	1.07	ug/L		12/06/25 15:15	12/09/25 04:19	1
2,4-Dichlorophenol	ND		9.80	0.559	ug/L		12/06/25 15:15	12/09/25 04:19	1
2,4-Dimethylphenol	ND		9.80	0.235	ug/L		12/06/25 15:15	12/09/25 04:19	1
2,4-Dinitrophenol	ND		29.4	4.59	ug/L		12/06/25 15:15	12/09/25 04:19	1
2,4-Dinitrotoluene	ND		9.80	0.637	ug/L		12/06/25 15:15	12/09/25 04:19	1
2,6-Dinitrotoluene	ND		9.80	0.284	ug/L		12/06/25 15:15	12/09/25 04:19	1
2-Chloronaphthalene	ND		9.80	0.373	ug/L		12/06/25 15:15	12/09/25 04:19	1
2-Chlorophenol	ND		9.80	0.824	ug/L		12/06/25 15:15	12/09/25 04:19	1
2-Methylnaphthalene	ND		9.80	0.794	ug/L		12/06/25 15:15	12/09/25 04:19	1

Eurofins Raleigh

Client Sample Results

Client: S&ME Inc
Project/Site: Lyon Park

Job ID: 752-39890-1

Client Sample ID: A-MW-1

Lab Sample ID: 752-39890-1

Date Collected: 12/03/25 11:25

Matrix: Water

Date Received: 12/04/25 08:00

Method: SW846 8270E - Semivolatile Organic Compounds (GC-MS/MS) (Continued)

Analyte	Result	Qualifier	RL	MDL	Unit	D	Prepared	Analyzed	Dil Fac
2-Methylphenol	ND		9.80	0.745	ug/L		12/06/25 15:15	12/09/25 04:19	1
2-Nitroaniline	ND		9.80	1.34	ug/L		12/06/25 15:15	12/09/25 04:19	1
2-Nitrophenol	ND		9.80	1.15	ug/L		12/06/25 15:15	12/09/25 04:19	1
3 & 4 Methylphenol	ND		19.6	4.51	ug/L		12/06/25 15:15	12/09/25 04:19	1
3,3'-Dichlorobenzidine	ND		10.8	0.402	ug/L		12/06/25 15:15	12/09/25 04:19	1
3-Nitroaniline	ND		9.80	0.931	ug/L		12/06/25 15:15	12/09/25 04:19	1
4,6-Dinitro-2-methylphenol	ND		9.80	1.93	ug/L		12/06/25 15:15	12/09/25 04:19	1
4-Bromophenyl phenyl ether	ND		9.80	0.127	ug/L		12/06/25 15:15	12/09/25 04:19	1
4-Chloro-3-methylphenol	ND		9.80	0.716	ug/L		12/06/25 15:15	12/09/25 04:19	1
4-Chloroaniline	ND		9.80	0.569	ug/L		12/06/25 15:15	12/09/25 04:19	1
4-Chlorophenyl phenyl ether	ND		9.80	0.235	ug/L		12/06/25 15:15	12/09/25 04:19	1
4-Nitroaniline	ND		9.80	3.43	ug/L		12/06/25 15:15	12/09/25 04:19	1
4-Nitrophenol	ND		9.80	2.69	ug/L		12/06/25 15:15	12/09/25 04:19	1
Acenaphthene	ND		9.80	0.618	ug/L		12/06/25 15:15	12/09/25 04:19	1
Acenaphthylene	ND		9.80	0.745	ug/L		12/06/25 15:15	12/09/25 04:19	1
Acetophenone	ND		9.80	3.14	ug/L		12/06/25 15:15	12/09/25 04:19	1
Anthracene	ND		9.80	0.892	ug/L		12/06/25 15:15	12/09/25 04:19	1
Atrazine	ND		9.80	1.11	ug/L		12/06/25 15:15	12/09/25 04:19	1
Benzaldehyde	ND		9.80	0.657	ug/L		12/06/25 15:15	12/09/25 04:19	1
Benzo[a]anthracene	ND		9.80	0.980	ug/L		12/06/25 15:15	12/09/25 04:19	1
Benzo[a]pyrene	ND		9.80	1.08	ug/L		12/06/25 15:15	12/09/25 04:19	1
Benzo[b]fluoranthene	ND		9.80	1.18	ug/L		12/06/25 15:15	12/09/25 04:19	1
Benzo[g,h,i]perylene	ND		9.80	1.47	ug/L		12/06/25 15:15	12/09/25 04:19	1
Benzo[k]fluoranthene	ND		9.80	1.47	ug/L		12/06/25 15:15	12/09/25 04:19	1
bis (2-chloroisopropyl) ether	ND		9.80	0.912	ug/L		12/06/25 15:15	12/09/25 04:19	1
Bis(2-chloroethoxy)methane	ND		9.80	0.333	ug/L		12/06/25 15:15	12/09/25 04:19	1
Bis(2-chloroethyl)ether	ND		9.80	0.716	ug/L		12/06/25 15:15	12/09/25 04:19	1
Bis(2-ethylhexyl) phthalate	ND		9.80	3.92	ug/L		12/06/25 15:15	12/09/25 04:19	1
Butyl benzyl phthalate	ND		9.80	3.92	ug/L		12/06/25 15:15	12/09/25 04:19	1
Caprolactam	ND		9.80	2.35	ug/L		12/06/25 15:15	12/09/25 04:19	1
Carbazole	ND		9.80	0.314	ug/L		12/06/25 15:15	12/09/25 04:19	1
Chrysene	ND		9.80	1.18	ug/L		12/06/25 15:15	12/09/25 04:19	1
Dibenz(a,h)anthracene	ND		9.80	1.27	ug/L		12/06/25 15:15	12/09/25 04:19	1
Dibenzofuran	ND		9.80	0.627	ug/L		12/06/25 15:15	12/09/25 04:19	1
Diethyl phthalate	ND		9.80	3.92	ug/L		12/06/25 15:15	12/09/25 04:19	1
Dimethyl phthalate	ND		9.80	3.92	ug/L		12/06/25 15:15	12/09/25 04:19	1
Di-n-butyl phthalate	ND		9.80	8.03	ug/L		12/06/25 15:15	12/09/25 04:19	1
Di-n-octyl phthalate	ND		9.80	3.92	ug/L		12/06/25 15:15	12/09/25 04:19	1
Fluoranthene	ND		9.80	0.618	ug/L		12/06/25 15:15	12/09/25 04:19	1
Fluorene	ND		9.80	0.657	ug/L		12/06/25 15:15	12/09/25 04:19	1
Hexachlorobenzene	ND		9.80	0.245	ug/L		12/06/25 15:15	12/09/25 04:19	1
Hexachlorobutadiene	ND		9.80	0.539	ug/L		12/06/25 15:15	12/09/25 04:19	1
Hexachlorocyclopentadiene	ND		19.6	0.314	ug/L		12/06/25 15:15	12/09/25 04:19	1
Hexachloroethane	ND		9.80	0.520	ug/L		12/06/25 15:15	12/09/25 04:19	1
Indeno[1,2,3-cd]pyrene	ND		9.80	1.08	ug/L		12/06/25 15:15	12/09/25 04:19	1
Isophorone	ND		9.80	0.784	ug/L		12/06/25 15:15	12/09/25 04:19	1
Naphthalene	ND		9.80	0.735	ug/L		12/06/25 15:15	12/09/25 04:19	1
Nitrobenzene	ND		9.80	0.588	ug/L		12/06/25 15:15	12/09/25 04:19	1
N-Nitrosodi-n-propylamine	ND		9.80	0.324	ug/L		12/06/25 15:15	12/09/25 04:19	1

Eurofins Raleigh

Client Sample Results

Client: S&ME Inc
Project/Site: Lyon Park

Job ID: 752-39890-1

Client Sample ID: A-MW-1

Lab Sample ID: 752-39890-1

Date Collected: 12/03/25 11:25

Matrix: Water

Date Received: 12/04/25 08:00

Method: SW846 8270E - Semivolatile Organic Compounds (GC-MS/MS) (Continued)

Analyte	Result	Qualifier	RL	MDL	Unit	D	Prepared	Analyzed	Dil Fac
N-Nitrosodiphenylamine	ND		9.80	0.186	ug/L		12/06/25 15:15	12/09/25 04:19	1
Pentachlorophenol	ND		9.80	2.75	ug/L		12/06/25 15:15	12/09/25 04:19	1
Phenanthrene	ND		9.80	0.725	ug/L		12/06/25 15:15	12/09/25 04:19	1
Phenol	ND		9.80	0.667	ug/L		12/06/25 15:15	12/09/25 04:19	1
Pyrene	ND		9.80	0.618	ug/L		12/06/25 15:15	12/09/25 04:19	1

Surrogate	%Recovery	Qualifier	Limits				Prepared	Analyzed	Dil Fac
2,4,6-Tribromophenol (Surr)	76		10 - 150				12/06/25 15:15	12/09/25 04:19	1
2-Fluorobiphenyl (Surr)	78		25 - 139				12/06/25 15:15	12/09/25 04:19	1
2-Fluorophenol (Surr)	63		10 - 150				12/06/25 15:15	12/09/25 04:19	1
Nitrobenzene-d5 (Surr)	87		22 - 150				12/06/25 15:15	12/09/25 04:19	1
Phenol-d5 (Surr)	62		10 - 150				12/06/25 15:15	12/09/25 04:19	1
Terphenyl-d14 (Surr)	58		28 - 150				12/06/25 15:15	12/09/25 04:19	1

Method: SW846 6020B - Metals (ICP/MS) - Total Recoverable

Analyte	Result	Qualifier	RL	MDL	Unit	D	Prepared	Analyzed	Dil Fac
Antimony	ND		5.00	2.45	ug/L		12/08/25 10:35	12/09/25 12:41	1
Arsenic	ND		5.00	1.32	ug/L		12/08/25 10:35	12/09/25 12:41	1
Barium	153		10.0	0.410	ug/L		12/08/25 10:35	12/09/25 12:41	1
Beryllium	ND		1.00	0.147	ug/L		12/08/25 10:35	12/09/25 12:41	1
Cadmium	ND		0.700	0.237	ug/L		12/08/25 10:35	12/09/25 12:41	1
Chromium	ND		5.00	3.69	ug/L		12/08/25 10:35	12/09/25 12:41	1
Cobalt	1.28	J	5.00	0.411	ug/L		12/08/25 10:35	12/09/25 12:41	1
Copper	0.800	J	2.00	0.642	ug/L		12/08/25 10:35	12/09/25 12:41	1
Lead	ND		1.00	0.864	ug/L		12/08/25 10:35	12/09/25 12:41	1
Manganese	320		5.00	1.29	ug/L		12/08/25 10:35	12/09/25 12:41	1
Nickel	10.4		5.00	0.422	ug/L		12/08/25 10:35	12/09/25 12:41	1
Selenium	ND		5.00	2.29	ug/L		12/08/25 10:35	12/09/25 12:41	1
Silver	ND		1.00	0.167	ug/L		12/08/25 10:35	12/09/25 12:41	1
Thallium	ND		1.00	0.190	ug/L		12/08/25 10:35	12/09/25 12:41	1
Vanadium	2.37	J	5.00	1.22	ug/L		12/08/25 10:35	12/09/25 12:41	1
Zinc	ND		10.0	8.91	ug/L		12/08/25 10:35	12/09/25 12:41	1

Method: SW846 7470A - Mercury (CVAA)

Analyte	Result	Qualifier	RL	MDL	Unit	D	Prepared	Analyzed	Dil Fac
Mercury	ND		0.200	0.166	ug/L		12/08/25 17:03	12/09/25 13:32	1

General Chemistry

Analyte	Result	Qualifier	RL	MDL	Unit	D	Prepared	Analyzed	Dil Fac
Ammonia (MCAWW 350.1-1993 R2.0)	ND		0.250	0.100	mg/L			12/09/25 13:00	1
Nitrite as N (EPA 353.2)	ND		0.100	0.0168	mg/L			12/04/25 16:26	1
Nitrate Nitrite as N (MCAWW 353.2-1993 R2.0)	0.0600	J	0.100	0.0100	mg/L			12/10/25 13:47	1
Nitrate as N (SM Nitrate by calc)	0.0600	J	0.100	0.0100	mg/L			12/11/25 16:15	1
Sulfate (SM 4500 SO4 E)	70.4		10.0	2.80	mg/L			12/06/25 13:14	2

Client Sample Results

Client: S&ME Inc
Project/Site: Lyon Park

Job ID: 752-39890-1

Client Sample ID: A-MW-2

Lab Sample ID: 752-39890-2

Date Collected: 12/03/25 12:10

Matrix: Water

Date Received: 12/04/25 08:00

Method: SW846 8260D - Volatile Organic Compounds by GC/MS

Analyte	Result	Qualifier	RL	MDL	Unit	D	Prepared	Analyzed	Dil Fac
Acetone	ND		25.0	10.0	ug/L			12/09/25 12:28	1
Benzene	ND		1.00	0.500	ug/L			12/09/25 12:28	1
Bromobenzene	ND		1.00	0.540	ug/L			12/09/25 12:28	1
Bromoform	ND		5.00	0.250	ug/L			12/09/25 12:28	1
Bromomethane	ND		1.00	0.980	ug/L			12/09/25 12:28	1
2-Butanone (MEK)	ND		25.0	2.60	ug/L			12/09/25 12:28	1
Carbon disulfide	ND		1.00	0.500	ug/L			12/09/25 12:28	1
Carbon tetrachloride	ND		1.00	0.460	ug/L			12/09/25 12:28	1
Chlorobenzene	ND		1.00	0.420	ug/L			12/09/25 12:28	1
Chlorobromomethane	ND		1.00	0.520	ug/L			12/09/25 12:28	1
Chlorodibromomethane	ND		1.00	0.610	ug/L			12/09/25 12:28	1
Chloroethane	ND		1.00	0.760	ug/L			12/09/25 12:28	1
Chloroform	ND		1.00	0.900	ug/L			12/09/25 12:28	1
Chloromethane	ND		1.00	0.840	ug/L			12/09/25 12:28	1
2-Chlorotoluene	ND		1.00	0.570	ug/L			12/09/25 12:28	1
4-Chlorotoluene	ND		1.00	0.560	ug/L			12/09/25 12:28	1
cis-1,2-Dichloroethene	ND		1.00	0.760	ug/L			12/09/25 12:28	1
cis-1,3-Dichloropropene	ND		5.00	0.500	ug/L			12/09/25 12:28	1
1,2-Dibromo-3-Chloropropane	ND		5.00	1.50	ug/L			12/09/25 12:28	1
Dibromomethane	ND		5.00	0.220	ug/L			12/09/25 12:28	1
1,2-Dichlorobenzene	ND		1.00	0.500	ug/L			12/09/25 12:28	1
1,3-Dichlorobenzene	ND		1.00	0.540	ug/L			12/09/25 12:28	1
1,4-Dichlorobenzene	ND		1.00	0.640	ug/L			12/09/25 12:28	1
Dichlorobromomethane	ND		1.00	0.500	ug/L			12/09/25 12:28	1
1,1-Dichloroethane	ND		1.00	0.500	ug/L			12/09/25 12:28	1
1,2-Dichloroethane	ND		1.00	0.550	ug/L			12/09/25 12:28	1
1,1-Dichloroethene	ND		1.00	0.500	ug/L			12/09/25 12:28	1
1,2-Dichloropropane	ND		1.00	0.500	ug/L			12/09/25 12:28	1
1,3-Dichloropropane	ND		1.00	0.500	ug/L			12/09/25 12:28	1
2,2-Dichloropropane	ND		1.00	0.500	ug/L			12/09/25 12:28	1
1,1-Dichloropropene	ND		1.00	0.340	ug/L			12/09/25 12:28	1
Ethyl acetate	ND		10.0	6.14	ug/L			12/09/25 12:28	1
Ethylbenzene	ND		1.00	0.500	ug/L			12/09/25 12:28	1
Ethylene Dibromide	ND		1.00	0.230	ug/L			12/09/25 12:28	1
Hexachlorobutadiene	ND		5.00	0.900	ug/L			12/09/25 12:28	1
Hexane	ND		1.00	0.960	ug/L			12/09/25 12:28	1
2-Hexanone	ND		25.0	9.10	ug/L			12/09/25 12:28	1
Iodomethane	ND		1.00	0.900	ug/L			12/09/25 12:28	1
Isopropylbenzene	ND		1.00	0.530	ug/L			12/09/25 12:28	1
Isopropyl ether	ND		1.00	0.740	ug/L			12/09/25 12:28	1
4-Isopropyltoluene	ND		1.00	0.710	ug/L			12/09/25 12:28	1
Methylene Chloride	ND		5.00	4.00	ug/L			12/09/25 12:28	1
4-Methyl-2-pentanone (MIBK)	ND		25.0	1.80	ug/L			12/09/25 12:28	1
Methyl tert-butyl ether	0.316	J	1.00	0.220	ug/L			12/09/25 12:28	1
m-Xylene & p-Xylene	ND		5.00	3.00	ug/L			12/09/25 12:28	1
Naphthalene	ND		5.00	3.00	ug/L			12/09/25 12:28	1
n-Butylbenzene	ND		1.00	0.760	ug/L			12/09/25 12:28	1
n-Heptane	ND		1.00	0.690	ug/L			12/09/25 12:28	1
N-Propylbenzene	ND		1.00	0.690	ug/L			12/09/25 12:28	1

Eurofins Raleigh

Client Sample Results

Client: S&ME Inc
Project/Site: Lyon Park

Job ID: 752-39890-1

Client Sample ID: A-MW-2

Lab Sample ID: 752-39890-2

Date Collected: 12/03/25 12:10

Matrix: Water

Date Received: 12/04/25 08:00

Method: SW846 8260D - Volatile Organic Compounds by GC/MS (Continued)

Analyte	Result	Qualifier	RL	MDL	Unit	D	Prepared	Analyzed	Dil Fac
o-Xylene	ND		5.00	3.00	ug/L			12/09/25 12:28	1
sec-Butylbenzene	ND		1.00	0.700	ug/L			12/09/25 12:28	1
Styrene	ND		1.00	1.00	ug/L			12/09/25 12:28	1
tert-Butylbenzene	ND		1.00	0.630	ug/L			12/09/25 12:28	1
1,1,1,2-Tetrachloroethane	ND		1.00	0.380	ug/L			12/09/25 12:28	1
1,1,1,2,2-Tetrachloroethane	ND		1.00	0.500	ug/L			12/09/25 12:28	1
Tetrachloroethene	ND		1.00	0.330	ug/L			12/09/25 12:28	1
Toluene	ND		1.00	0.900	ug/L			12/09/25 12:28	1
trans-1,4-Dichloro-2-butene	ND		5.00	1.00	ug/L			12/09/25 12:28	1
trans-1,2-Dichloroethene	ND		1.00	0.500	ug/L			12/09/25 12:28	1
trans-1,3-Dichloropropene	ND		5.00	0.470	ug/L			12/09/25 12:28	1
1,2,3-Trichlorobenzene	ND		1.00	0.900	ug/L			12/09/25 12:28	1
1,2,4-Trichlorobenzene	ND		1.00	0.820	ug/L			12/09/25 12:28	1
1,1,1-Trichloroethane	ND		1.00	0.390	ug/L			12/09/25 12:28	1
1,1,2-Trichloroethane	ND		5.00	1.00	ug/L			12/09/25 12:28	1
Trichloroethene	ND		1.00	0.480	ug/L			12/09/25 12:28	1
Trichlorofluoromethane	ND		1.00	0.250	ug/L			12/09/25 12:28	1
1,2,3-Trichloropropane	ND		5.00	0.840	ug/L			12/09/25 12:28	1
1,1,2-Trichloro-1,2,2-trifluoroethane	ND		1.00	0.500	ug/L			12/09/25 12:28	1
1,2,4-Trimethylbenzene	ND		1.00	0.820	ug/L			12/09/25 12:28	1
1,3,5-Trimethylbenzene	ND		1.00	0.560	ug/L			12/09/25 12:28	1
Vinyl acetate	ND		25.0	0.930	ug/L			12/09/25 12:28	1
Vinyl chloride	ND		1.00	0.500	ug/L			12/09/25 12:28	1
Xylenes, Total	ND		10.0	6.00	ug/L			12/09/25 12:28	1

Surrogate	%Recovery	Qualifier	Limits	Prepared	Analyzed	Dil Fac
4-Bromofluorobenzene	99		56 - 136		12/09/25 12:28	1
Dibromofluoromethane	99		79 - 130		12/09/25 12:28	1
1,2-Dichloroethane-d4 (Surr)	108		59 - 146		12/09/25 12:28	1
Toluene-d8 (Surr)	100		64 - 132		12/09/25 12:28	1

Method: SW846 8270E SIM ID - Semivolatile Organic Compounds (GC/MS SIM / Isotope Dilution)

Analyte	Result	Qualifier	RL	MDL	Unit	D	Prepared	Analyzed	Dil Fac
1,4-Dioxane	ND		0.298	0.298	ug/L		12/08/25 11:11	12/08/25 17:52	1

Isotope Dilution	%Recovery	Qualifier	Limits	Prepared	Analyzed	Dil Fac
1,4-Dioxane-d8	22		10 - 140	12/08/25 11:11	12/08/25 17:52	1

Method: SW846 8270E - Semivolatile Organic Compounds (GC-MS/MS)

Analyte	Result	Qualifier	RL	MDL	Unit	D	Prepared	Analyzed	Dil Fac
1,1'-Biphenyl	ND		9.74	0.409	ug/L		12/06/25 15:15	12/09/25 04:52	1
2,4,5-Trichlorophenol	ND		9.74	0.526	ug/L		12/06/25 15:15	12/09/25 04:52	1
2,4,6-Trichlorophenol	ND		9.74	1.06	ug/L		12/06/25 15:15	12/09/25 04:52	1
2,4-Dichlorophenol	ND		9.74	0.555	ug/L		12/06/25 15:15	12/09/25 04:52	1
2,4-Dimethylphenol	ND		9.74	0.234	ug/L		12/06/25 15:15	12/09/25 04:52	1
2,4-Dinitrophenol	ND		29.2	4.56	ug/L		12/06/25 15:15	12/09/25 04:52	1
2,4-Dinitrotoluene	ND		9.74	0.633	ug/L		12/06/25 15:15	12/09/25 04:52	1
2,6-Dinitrotoluene	ND		9.74	0.282	ug/L		12/06/25 15:15	12/09/25 04:52	1
2-Chloronaphthalene	ND		9.74	0.370	ug/L		12/06/25 15:15	12/09/25 04:52	1
2-Chlorophenol	ND		9.74	0.818	ug/L		12/06/25 15:15	12/09/25 04:52	1
2-Methylnaphthalene	ND		9.74	0.789	ug/L		12/06/25 15:15	12/09/25 04:52	1

Eurofins Raleigh

Client Sample Results

Client: S&ME Inc
Project/Site: Lyon Park

Job ID: 752-39890-1

Client Sample ID: A-MW-2

Lab Sample ID: 752-39890-2

Date Collected: 12/03/25 12:10

Matrix: Water

Date Received: 12/04/25 08:00

Method: SW846 8270E - Semivolatile Organic Compounds (GC-MS/MS) (Continued)

Analyte	Result	Qualifier	RL	MDL	Unit	D	Prepared	Analyzed	Dil Fac
2-Methylphenol	ND		9.74	0.740	ug/L		12/06/25 15:15	12/09/25 04:52	1
2-Nitroaniline	ND		9.74	1.33	ug/L		12/06/25 15:15	12/09/25 04:52	1
2-Nitrophenol	ND		9.74	1.14	ug/L		12/06/25 15:15	12/09/25 04:52	1
3 & 4 Methylphenol	ND		19.5	4.48	ug/L		12/06/25 15:15	12/09/25 04:52	1
3,3'-Dichlorobenzidine	ND		10.7	0.399	ug/L		12/06/25 15:15	12/09/25 04:52	1
3-Nitroaniline	ND		9.74	0.925	ug/L		12/06/25 15:15	12/09/25 04:52	1
4,6-Dinitro-2-methylphenol	ND		9.74	1.92	ug/L		12/06/25 15:15	12/09/25 04:52	1
4-Bromophenyl phenyl ether	ND		9.74	0.127	ug/L		12/06/25 15:15	12/09/25 04:52	1
4-Chloro-3-methylphenol	ND		9.74	0.711	ug/L		12/06/25 15:15	12/09/25 04:52	1
4-Chloroaniline	ND		9.74	0.565	ug/L		12/06/25 15:15	12/09/25 04:52	1
4-Chlorophenyl phenyl ether	ND		9.74	0.234	ug/L		12/06/25 15:15	12/09/25 04:52	1
4-Nitroaniline	ND		9.74	3.41	ug/L		12/06/25 15:15	12/09/25 04:52	1
4-Nitrophenol	ND		9.74	2.67	ug/L		12/06/25 15:15	12/09/25 04:52	1
Acenaphthene	ND		9.74	0.614	ug/L		12/06/25 15:15	12/09/25 04:52	1
Acenaphthylene	ND		9.74	0.740	ug/L		12/06/25 15:15	12/09/25 04:52	1
Acetophenone	ND		9.74	3.12	ug/L		12/06/25 15:15	12/09/25 04:52	1
Anthracene	ND		9.74	0.886	ug/L		12/06/25 15:15	12/09/25 04:52	1
Atrazine	ND		9.74	1.10	ug/L		12/06/25 15:15	12/09/25 04:52	1
Benzaldehyde	ND		9.74	0.653	ug/L		12/06/25 15:15	12/09/25 04:52	1
Benzo[a]anthracene	ND		9.74	0.974	ug/L		12/06/25 15:15	12/09/25 04:52	1
Benzo[a]pyrene	ND		9.74	1.07	ug/L		12/06/25 15:15	12/09/25 04:52	1
Benzo[b]fluoranthene	ND		9.74	1.17	ug/L		12/06/25 15:15	12/09/25 04:52	1
Benzo[g,h,i]perylene	ND		9.74	1.46	ug/L		12/06/25 15:15	12/09/25 04:52	1
Benzo[k]fluoranthene	ND		9.74	1.46	ug/L		12/06/25 15:15	12/09/25 04:52	1
bis (2-chloroisopropyl) ether	ND		9.74	0.906	ug/L		12/06/25 15:15	12/09/25 04:52	1
Bis(2-chloroethoxy)methane	ND		9.74	0.331	ug/L		12/06/25 15:15	12/09/25 04:52	1
Bis(2-chloroethyl)ether	ND		9.74	0.711	ug/L		12/06/25 15:15	12/09/25 04:52	1
Bis(2-ethylhexyl) phthalate	ND		9.74	3.90	ug/L		12/06/25 15:15	12/09/25 04:52	1
Butyl benzyl phthalate	ND		9.74	3.90	ug/L		12/06/25 15:15	12/09/25 04:52	1
Caprolactam	ND		9.74	2.34	ug/L		12/06/25 15:15	12/09/25 04:52	1
Carbazole	ND		9.74	0.312	ug/L		12/06/25 15:15	12/09/25 04:52	1
Chrysene	ND		9.74	1.17	ug/L		12/06/25 15:15	12/09/25 04:52	1
Dibenz(a,h)anthracene	ND		9.74	1.27	ug/L		12/06/25 15:15	12/09/25 04:52	1
Dibenzofuran	ND		9.74	0.623	ug/L		12/06/25 15:15	12/09/25 04:52	1
Diethyl phthalate	ND		9.74	3.90	ug/L		12/06/25 15:15	12/09/25 04:52	1
Dimethyl phthalate	ND		9.74	3.90	ug/L		12/06/25 15:15	12/09/25 04:52	1
Di-n-butyl phthalate	ND		9.74	7.98	ug/L		12/06/25 15:15	12/09/25 04:52	1
Di-n-octyl phthalate	ND		9.74	3.90	ug/L		12/06/25 15:15	12/09/25 04:52	1
Fluoranthene	ND		9.74	0.614	ug/L		12/06/25 15:15	12/09/25 04:52	1
Fluorene	ND		9.74	0.653	ug/L		12/06/25 15:15	12/09/25 04:52	1
Hexachlorobenzene	ND		9.74	0.244	ug/L		12/06/25 15:15	12/09/25 04:52	1
Hexachlorobutadiene	ND		9.74	0.536	ug/L		12/06/25 15:15	12/09/25 04:52	1
Hexachlorocyclopentadiene	ND		19.5	0.312	ug/L		12/06/25 15:15	12/09/25 04:52	1
Hexachloroethane	ND		9.74	0.516	ug/L		12/06/25 15:15	12/09/25 04:52	1
Indeno[1,2,3-cd]pyrene	ND		9.74	1.07	ug/L		12/06/25 15:15	12/09/25 04:52	1
Isophorone	ND		9.74	0.779	ug/L		12/06/25 15:15	12/09/25 04:52	1
Naphthalene	ND		9.74	0.731	ug/L		12/06/25 15:15	12/09/25 04:52	1
Nitrobenzene	ND		9.74	0.584	ug/L		12/06/25 15:15	12/09/25 04:52	1
N-Nitrosodi-n-propylamine	ND		9.74	0.321	ug/L		12/06/25 15:15	12/09/25 04:52	1

Eurofins Raleigh

Client Sample Results

Client: S&ME Inc
Project/Site: Lyon Park

Job ID: 752-39890-1

Client Sample ID: A-MW-2

Lab Sample ID: 752-39890-2

Date Collected: 12/03/25 12:10

Matrix: Water

Date Received: 12/04/25 08:00

Method: SW846 8270E - Semivolatile Organic Compounds (GC-MS/MS) (Continued)

Analyte	Result	Qualifier	RL	MDL	Unit	D	Prepared	Analyzed	Dil Fac
N-Nitrosodiphenylamine	ND		9.74	0.185	ug/L		12/06/25 15:15	12/09/25 04:52	1
Pentachlorophenol	ND		9.74	2.73	ug/L		12/06/25 15:15	12/09/25 04:52	1
Phenanthrene	ND		9.74	0.721	ug/L		12/06/25 15:15	12/09/25 04:52	1
Phenol	ND		9.74	0.662	ug/L		12/06/25 15:15	12/09/25 04:52	1
Pyrene	ND		9.74	0.614	ug/L		12/06/25 15:15	12/09/25 04:52	1

Surrogate	%Recovery	Qualifier	Limits	Prepared	Analyzed	Dil Fac
2,4,6-Tribromophenol (Surr)	67		10 - 150	12/06/25 15:15	12/09/25 04:52	1
2-Fluorobiphenyl (Surr)	73		25 - 139	12/06/25 15:15	12/09/25 04:52	1
2-Fluorophenol (Surr)	67		10 - 150	12/06/25 15:15	12/09/25 04:52	1
Nitrobenzene-d5 (Surr)	81		22 - 150	12/06/25 15:15	12/09/25 04:52	1
Phenol-d5 (Surr)	67		10 - 150	12/06/25 15:15	12/09/25 04:52	1
Terphenyl-d14 (Surr)	58		28 - 150	12/06/25 15:15	12/09/25 04:52	1

Method: SW846 6020B - Metals (ICP/MS) - Total Recoverable

Analyte	Result	Qualifier	RL	MDL	Unit	D	Prepared	Analyzed	Dil Fac
Antimony	ND		5.00	2.45	ug/L		12/08/25 10:35	12/09/25 12:15	1
Arsenic	4.88	J	5.00	1.32	ug/L		12/08/25 10:35	12/09/25 12:15	1
Barium	442		10.0	0.410	ug/L		12/08/25 10:35	12/09/25 12:15	1
Beryllium	ND		1.00	0.147	ug/L		12/08/25 10:35	12/09/25 12:15	1
Cadmium	ND		0.700	0.237	ug/L		12/08/25 10:35	12/09/25 12:15	1
Chromium	ND		5.00	3.69	ug/L		12/08/25 10:35	12/09/25 12:15	1
Cobalt	1.10	J	5.00	0.411	ug/L		12/08/25 10:35	12/09/25 12:15	1
Copper	ND		2.00	0.642	ug/L		12/08/25 10:35	12/09/25 12:15	1
Lead	ND		1.00	0.864	ug/L		12/08/25 10:35	12/09/25 12:15	1
Manganese	1310		5.00	1.29	ug/L		12/08/25 10:35	12/09/25 12:15	1
Nickel	2.07	J	5.00	0.422	ug/L		12/08/25 10:35	12/09/25 12:15	1
Selenium	ND		5.00	2.29	ug/L		12/08/25 10:35	12/09/25 12:15	1
Silver	ND		1.00	0.167	ug/L		12/08/25 10:35	12/09/25 12:15	1
Thallium	ND		1.00	0.190	ug/L		12/08/25 10:35	12/09/25 12:15	1
Vanadium	ND		5.00	1.22	ug/L		12/08/25 10:35	12/09/25 12:15	1
Zinc	ND		10.0	8.91	ug/L		12/08/25 10:35	12/09/25 12:15	1

Method: SW846 7470A - Mercury (CVAA)

Analyte	Result	Qualifier	RL	MDL	Unit	D	Prepared	Analyzed	Dil Fac
Mercury	ND		0.200	0.166	ug/L		12/08/25 17:03	12/09/25 13:44	1

General Chemistry

Analyte	Result	Qualifier	RL	MDL	Unit	D	Prepared	Analyzed	Dil Fac
Ammonia (MCAWW 350.1-1993 R2.0)	0.454		0.250	0.100	mg/L			12/09/25 13:08	1
Nitrite as N (EPA 353.2)	ND		0.100	0.0168	mg/L			12/04/25 16:27	1
Nitrate Nitrite as N (MCAWW 353.2-1993 R2.0)	0.0250	J	0.100	0.0100	mg/L			12/10/25 13:48	1
Nitrate as N (SM Nitrate by calc)	0.0250	J	0.100	0.0100	mg/L			12/11/25 16:15	1
Sulfate (SM 4500 SO4 E)	28.0		5.00	1.40	mg/L			12/06/25 13:16	1

Eurofins Raleigh

Client Sample Results

Client: S&ME Inc
Project/Site: Lyon Park

Job ID: 752-39890-1

Client Sample ID: A-MW-3

Lab Sample ID: 752-39890-3

Date Collected: 12/03/25 09:25

Matrix: Water

Date Received: 12/04/25 08:00

Method: SW846 8260D - Volatile Organic Compounds by GC/MS

Analyte	Result	Qualifier	RL	MDL	Unit	D	Prepared	Analyzed	Dil Fac
Acetone	ND		25.0	10.0	ug/L			12/09/25 12:49	1
Benzene	ND		1.00	0.500	ug/L			12/09/25 12:49	1
Bromobenzene	ND		1.00	0.540	ug/L			12/09/25 12:49	1
Bromoform	ND		5.00	0.250	ug/L			12/09/25 12:49	1
Bromomethane	ND		1.00	0.980	ug/L			12/09/25 12:49	1
2-Butanone (MEK)	ND		25.0	2.60	ug/L			12/09/25 12:49	1
Carbon disulfide	ND		1.00	0.500	ug/L			12/09/25 12:49	1
Carbon tetrachloride	ND		1.00	0.460	ug/L			12/09/25 12:49	1
Chlorobenzene	ND		1.00	0.420	ug/L			12/09/25 12:49	1
Chlorobromomethane	ND		1.00	0.520	ug/L			12/09/25 12:49	1
Chlorodibromomethane	ND		1.00	0.610	ug/L			12/09/25 12:49	1
Chloroethane	ND		1.00	0.760	ug/L			12/09/25 12:49	1
Chloroform	ND		1.00	0.900	ug/L			12/09/25 12:49	1
Chloromethane	ND		1.00	0.840	ug/L			12/09/25 12:49	1
2-Chlorotoluene	ND		1.00	0.570	ug/L			12/09/25 12:49	1
4-Chlorotoluene	ND		1.00	0.560	ug/L			12/09/25 12:49	1
cis-1,2-Dichloroethene	ND		1.00	0.760	ug/L			12/09/25 12:49	1
cis-1,3-Dichloropropene	ND		5.00	0.500	ug/L			12/09/25 12:49	1
1,2-Dibromo-3-Chloropropane	ND		5.00	1.50	ug/L			12/09/25 12:49	1
Dibromomethane	ND		5.00	0.220	ug/L			12/09/25 12:49	1
1,2-Dichlorobenzene	ND		1.00	0.500	ug/L			12/09/25 12:49	1
1,3-Dichlorobenzene	ND		1.00	0.540	ug/L			12/09/25 12:49	1
1,4-Dichlorobenzene	ND		1.00	0.640	ug/L			12/09/25 12:49	1
Dichlorobromomethane	ND		1.00	0.500	ug/L			12/09/25 12:49	1
1,1-Dichloroethane	ND		1.00	0.500	ug/L			12/09/25 12:49	1
1,2-Dichloroethane	ND		1.00	0.550	ug/L			12/09/25 12:49	1
1,1-Dichloroethene	ND		1.00	0.500	ug/L			12/09/25 12:49	1
1,2-Dichloropropane	ND		1.00	0.500	ug/L			12/09/25 12:49	1
1,3-Dichloropropane	ND		1.00	0.500	ug/L			12/09/25 12:49	1
2,2-Dichloropropane	ND		1.00	0.500	ug/L			12/09/25 12:49	1
1,1-Dichloropropene	ND		1.00	0.340	ug/L			12/09/25 12:49	1
Ethyl acetate	ND		10.0	6.14	ug/L			12/09/25 12:49	1
Ethylbenzene	ND		1.00	0.500	ug/L			12/09/25 12:49	1
Ethylene Dibromide	ND		1.00	0.230	ug/L			12/09/25 12:49	1
Hexachlorobutadiene	ND		5.00	0.900	ug/L			12/09/25 12:49	1
Hexane	ND		1.00	0.960	ug/L			12/09/25 12:49	1
2-Hexanone	ND		25.0	9.10	ug/L			12/09/25 12:49	1
Iodomethane	ND		1.00	0.900	ug/L			12/09/25 12:49	1
Isopropylbenzene	ND		1.00	0.530	ug/L			12/09/25 12:49	1
Isopropyl ether	ND		1.00	0.740	ug/L			12/09/25 12:49	1
4-Isopropyltoluene	ND		1.00	0.710	ug/L			12/09/25 12:49	1
Methylene Chloride	ND		5.00	4.00	ug/L			12/09/25 12:49	1
4-Methyl-2-pentanone (MIBK)	ND		25.0	1.80	ug/L			12/09/25 12:49	1
Methyl tert-butyl ether	ND		1.00	0.220	ug/L			12/09/25 12:49	1
m-Xylene & p-Xylene	ND		5.00	3.00	ug/L			12/09/25 12:49	1
Naphthalene	ND		5.00	3.00	ug/L			12/09/25 12:49	1
n-Butylbenzene	ND		1.00	0.760	ug/L			12/09/25 12:49	1
n-Heptane	ND		1.00	0.690	ug/L			12/09/25 12:49	1
N-Propylbenzene	ND		1.00	0.690	ug/L			12/09/25 12:49	1

Eurofins Raleigh

Client Sample Results

Client: S&ME Inc
Project/Site: Lyon Park

Job ID: 752-39890-1

Client Sample ID: A-MW-3

Lab Sample ID: 752-39890-3

Date Collected: 12/03/25 09:25

Matrix: Water

Date Received: 12/04/25 08:00

Method: SW846 8260D - Volatile Organic Compounds by GC/MS (Continued)

Analyte	Result	Qualifier	RL	MDL	Unit	D	Prepared	Analyzed	Dil Fac
o-Xylene	ND		5.00	3.00	ug/L			12/09/25 12:49	1
sec-Butylbenzene	ND		1.00	0.700	ug/L			12/09/25 12:49	1
Styrene	ND		1.00	1.00	ug/L			12/09/25 12:49	1
tert-Butylbenzene	ND		1.00	0.630	ug/L			12/09/25 12:49	1
1,1,1,2-Tetrachloroethane	ND		1.00	0.380	ug/L			12/09/25 12:49	1
1,1,2,2-Tetrachloroethane	ND		1.00	0.500	ug/L			12/09/25 12:49	1
Tetrachloroethene	ND		1.00	0.330	ug/L			12/09/25 12:49	1
Toluene	ND		1.00	0.900	ug/L			12/09/25 12:49	1
trans-1,4-Dichloro-2-butene	ND		5.00	1.00	ug/L			12/09/25 12:49	1
trans-1,2-Dichloroethene	ND		1.00	0.500	ug/L			12/09/25 12:49	1
trans-1,3-Dichloropropene	ND		5.00	0.470	ug/L			12/09/25 12:49	1
1,2,3-Trichlorobenzene	ND		1.00	0.900	ug/L			12/09/25 12:49	1
1,2,4-Trichlorobenzene	ND		1.00	0.820	ug/L			12/09/25 12:49	1
1,1,1-Trichloroethane	ND		1.00	0.390	ug/L			12/09/25 12:49	1
1,1,2-Trichloroethane	ND		5.00	1.00	ug/L			12/09/25 12:49	1
Trichloroethene	ND		1.00	0.480	ug/L			12/09/25 12:49	1
Trichlorofluoromethane	ND		1.00	0.250	ug/L			12/09/25 12:49	1
1,2,3-Trichloropropane	ND		5.00	0.840	ug/L			12/09/25 12:49	1
1,1,2-Trichloro-1,2,2-trifluoroethane	ND		1.00	0.500	ug/L			12/09/25 12:49	1
1,2,4-Trimethylbenzene	ND		1.00	0.820	ug/L			12/09/25 12:49	1
1,3,5-Trimethylbenzene	ND		1.00	0.560	ug/L			12/09/25 12:49	1
Vinyl acetate	ND		25.0	0.930	ug/L			12/09/25 12:49	1
Vinyl chloride	ND		1.00	0.500	ug/L			12/09/25 12:49	1
Xylenes, Total	ND		10.0	6.00	ug/L			12/09/25 12:49	1

Surrogate	%Recovery	Qualifier	Limits	Prepared	Analyzed	Dil Fac
4-Bromofluorobenzene	102		56 - 136		12/09/25 12:49	1
Dibromofluoromethane	102		79 - 130		12/09/25 12:49	1
1,2-Dichloroethane-d4 (Surr)	110		59 - 146		12/09/25 12:49	1
Toluene-d8 (Surr)	101		64 - 132		12/09/25 12:49	1

Method: SW846 8270E SIM ID - Semivolatile Organic Compounds (GC/MS SIM / Isotope Dilution)

Analyte	Result	Qualifier	RL	MDL	Unit	D	Prepared	Analyzed	Dil Fac
1,4-Dioxane	ND		0.303	0.303	ug/L		12/08/25 11:11	12/08/25 18:13	1

Isotope Dilution	%Recovery	Qualifier	Limits	Prepared	Analyzed	Dil Fac
1,4-Dioxane-d8	20		10 - 140	12/08/25 11:11	12/08/25 18:13	1

Method: SW846 8270E - Semivolatile Organic Compounds (GC-MS/MS)

Analyte	Result	Qualifier	RL	MDL	Unit	D	Prepared	Analyzed	Dil Fac
1,1'-Biphenyl	ND		9.93	0.417	ug/L		12/06/25 15:15	12/09/25 05:24	1
2,4,5-Trichlorophenol	ND		9.93	0.536	ug/L		12/06/25 15:15	12/09/25 05:24	1
2,4,6-Trichlorophenol	ND		9.93	1.08	ug/L		12/06/25 15:15	12/09/25 05:24	1
2,4-Dichlorophenol	ND		9.93	0.566	ug/L		12/06/25 15:15	12/09/25 05:24	1
2,4-Dimethylphenol	ND		9.93	0.238	ug/L		12/06/25 15:15	12/09/25 05:24	1
2,4-Dinitrophenol	ND		29.8	4.65	ug/L		12/06/25 15:15	12/09/25 05:24	1
2,4-Dinitrotoluene	ND		9.93	0.646	ug/L		12/06/25 15:15	12/09/25 05:24	1
2,6-Dinitrotoluene	ND		9.93	0.288	ug/L		12/06/25 15:15	12/09/25 05:24	1
2-Chloronaphthalene	ND		9.93	0.377	ug/L		12/06/25 15:15	12/09/25 05:24	1
2-Chlorophenol	ND		9.93	0.834	ug/L		12/06/25 15:15	12/09/25 05:24	1
2-Methylnaphthalene	ND		9.93	0.805	ug/L		12/06/25 15:15	12/09/25 05:24	1

Eurofins Raleigh

Client Sample Results

Client: S&ME Inc
Project/Site: Lyon Park

Job ID: 752-39890-1

Client Sample ID: A-MW-3

Lab Sample ID: 752-39890-3

Date Collected: 12/03/25 09:25

Matrix: Water

Date Received: 12/04/25 08:00

Method: SW846 8270E - Semivolatile Organic Compounds (GC-MS/MS) (Continued)

Analyte	Result	Qualifier	RL	MDL	Unit	D	Prepared	Analyzed	Dil Fac
2-Methylphenol	ND		9.93	0.755	ug/L		12/06/25 15:15	12/09/25 05:24	1
2-Nitroaniline	ND		9.93	1.36	ug/L		12/06/25 15:15	12/09/25 05:24	1
2-Nitrophenol	ND		9.93	1.16	ug/L		12/06/25 15:15	12/09/25 05:24	1
3 & 4 Methylphenol	ND		19.9	4.57	ug/L		12/06/25 15:15	12/09/25 05:24	1
3,3'-Dichlorobenzidine	ND		10.9	0.407	ug/L		12/06/25 15:15	12/09/25 05:24	1
3-Nitroaniline	ND		9.93	0.944	ug/L		12/06/25 15:15	12/09/25 05:24	1
4,6-Dinitro-2-methylphenol	ND		9.93	1.96	ug/L		12/06/25 15:15	12/09/25 05:24	1
4-Bromophenyl phenyl ether	ND		9.93	0.129	ug/L		12/06/25 15:15	12/09/25 05:24	1
4-Chloro-3-methylphenol	ND		9.93	0.725	ug/L		12/06/25 15:15	12/09/25 05:24	1
4-Chloroaniline	ND		9.93	0.576	ug/L		12/06/25 15:15	12/09/25 05:24	1
4-Chlorophenyl phenyl ether	ND		9.93	0.238	ug/L		12/06/25 15:15	12/09/25 05:24	1
4-Nitroaniline	ND		9.93	3.48	ug/L		12/06/25 15:15	12/09/25 05:24	1
4-Nitrophenol	ND		9.93	2.72	ug/L		12/06/25 15:15	12/09/25 05:24	1
Acenaphthene	ND		9.93	0.626	ug/L		12/06/25 15:15	12/09/25 05:24	1
Acenaphthylene	ND		9.93	0.755	ug/L		12/06/25 15:15	12/09/25 05:24	1
Acetophenone	ND		9.93	3.18	ug/L		12/06/25 15:15	12/09/25 05:24	1
Anthracene	ND		9.93	0.904	ug/L		12/06/25 15:15	12/09/25 05:24	1
Atrazine	ND		9.93	1.12	ug/L		12/06/25 15:15	12/09/25 05:24	1
Benzaldehyde	ND		9.93	0.666	ug/L		12/06/25 15:15	12/09/25 05:24	1
Benzo[a]anthracene	ND		9.93	0.993	ug/L		12/06/25 15:15	12/09/25 05:24	1
Benzo[a]pyrene	ND		9.93	1.09	ug/L		12/06/25 15:15	12/09/25 05:24	1
Benzo[b]fluoranthene	ND		9.93	1.19	ug/L		12/06/25 15:15	12/09/25 05:24	1
Benzo[g,h,i]perylene	ND		9.93	1.49	ug/L		12/06/25 15:15	12/09/25 05:24	1
Benzo[k]fluoranthene	ND		9.93	1.49	ug/L		12/06/25 15:15	12/09/25 05:24	1
bis (2-chloroisopropyl) ether	ND		9.93	0.924	ug/L		12/06/25 15:15	12/09/25 05:24	1
Bis(2-chloroethoxy)methane	ND		9.93	0.338	ug/L		12/06/25 15:15	12/09/25 05:24	1
Bis(2-chloroethyl)ether	ND		9.93	0.725	ug/L		12/06/25 15:15	12/09/25 05:24	1
Bis(2-ethylhexyl) phthalate	ND		9.93	3.97	ug/L		12/06/25 15:15	12/09/25 05:24	1
Butyl benzyl phthalate	ND		9.93	3.97	ug/L		12/06/25 15:15	12/09/25 05:24	1
Caprolactam	ND		9.93	2.38	ug/L		12/06/25 15:15	12/09/25 05:24	1
Carbazole	ND		9.93	0.318	ug/L		12/06/25 15:15	12/09/25 05:24	1
Chrysene	ND		9.93	1.19	ug/L		12/06/25 15:15	12/09/25 05:24	1
Dibenz(a,h)anthracene	ND		9.93	1.29	ug/L		12/06/25 15:15	12/09/25 05:24	1
Dibenzofuran	ND		9.93	0.636	ug/L		12/06/25 15:15	12/09/25 05:24	1
Diethyl phthalate	ND		9.93	3.97	ug/L		12/06/25 15:15	12/09/25 05:24	1
Dimethyl phthalate	ND		9.93	3.97	ug/L		12/06/25 15:15	12/09/25 05:24	1
Di-n-butyl phthalate	ND		9.93	8.14	ug/L		12/06/25 15:15	12/09/25 05:24	1
Di-n-octyl phthalate	ND		9.93	3.97	ug/L		12/06/25 15:15	12/09/25 05:24	1
Fluoranthene	ND		9.93	0.626	ug/L		12/06/25 15:15	12/09/25 05:24	1
Fluorene	ND		9.93	0.666	ug/L		12/06/25 15:15	12/09/25 05:24	1
Hexachlorobenzene	ND		9.93	0.248	ug/L		12/06/25 15:15	12/09/25 05:24	1
Hexachlorobutadiene	ND		9.93	0.546	ug/L		12/06/25 15:15	12/09/25 05:24	1
Hexachlorocyclopentadiene	ND		19.9	0.318	ug/L		12/06/25 15:15	12/09/25 05:24	1
Hexachloroethane	ND		9.93	0.526	ug/L		12/06/25 15:15	12/09/25 05:24	1
Indeno[1,2,3-cd]pyrene	ND		9.93	1.09	ug/L		12/06/25 15:15	12/09/25 05:24	1
Isophorone	ND		9.93	0.795	ug/L		12/06/25 15:15	12/09/25 05:24	1
Naphthalene	ND		9.93	0.745	ug/L		12/06/25 15:15	12/09/25 05:24	1
Nitrobenzene	ND		9.93	0.596	ug/L		12/06/25 15:15	12/09/25 05:24	1
N-Nitrosodi-n-propylamine	ND		9.93	0.328	ug/L		12/06/25 15:15	12/09/25 05:24	1

Eurofins Raleigh

Client Sample Results

Client: S&ME Inc
Project/Site: Lyon Park

Job ID: 752-39890-1

Client Sample ID: A-MW-3

Lab Sample ID: 752-39890-3

Date Collected: 12/03/25 09:25

Matrix: Water

Date Received: 12/04/25 08:00

Method: SW846 8270E - Semivolatile Organic Compounds (GC-MS/MS) (Continued)

Analyte	Result	Qualifier	RL	MDL	Unit	D	Prepared	Analyzed	Dil Fac
N-Nitrosodiphenylamine	ND		9.93	0.189	ug/L		12/06/25 15:15	12/09/25 05:24	1
Pentachlorophenol	ND		9.93	2.78	ug/L		12/06/25 15:15	12/09/25 05:24	1
Phenanthrene	ND		9.93	0.735	ug/L		12/06/25 15:15	12/09/25 05:24	1
Phenol	ND		9.93	0.675	ug/L		12/06/25 15:15	12/09/25 05:24	1
Pyrene	ND		9.93	0.626	ug/L		12/06/25 15:15	12/09/25 05:24	1

Surrogate	%Recovery	Qualifier	Limits				Prepared	Analyzed	Dil Fac
2,4,6-Tribromophenol (Surr)	68		10 - 150				12/06/25 15:15	12/09/25 05:24	1
2-Fluorobiphenyl (Surr)	76		25 - 139				12/06/25 15:15	12/09/25 05:24	1
2-Fluorophenol (Surr)	72		10 - 150				12/06/25 15:15	12/09/25 05:24	1
Nitrobenzene-d5 (Surr)	85		22 - 150				12/06/25 15:15	12/09/25 05:24	1
Phenol-d5 (Surr)	72		10 - 150				12/06/25 15:15	12/09/25 05:24	1
Terphenyl-d14 (Surr)	61		28 - 150				12/06/25 15:15	12/09/25 05:24	1

Method: SW846 6020B - Metals (ICP/MS) - Total Recoverable

Analyte	Result	Qualifier	RL	MDL	Unit	D	Prepared	Analyzed	Dil Fac
Antimony	ND		5.00	2.45	ug/L		12/08/25 10:35	12/09/25 12:46	1
Arsenic	2.22	J	5.00	1.32	ug/L		12/08/25 10:35	12/09/25 12:46	1
Barium	81.2		10.0	0.410	ug/L		12/08/25 10:35	12/09/25 12:46	1
Beryllium	ND		1.00	0.147	ug/L		12/08/25 10:35	12/09/25 12:46	1
Cadmium	ND		0.700	0.237	ug/L		12/08/25 10:35	12/09/25 12:46	1
Chromium	ND		5.00	3.69	ug/L		12/08/25 10:35	12/09/25 12:46	1
Cobalt	4.03	J	5.00	0.411	ug/L		12/08/25 10:35	12/09/25 12:46	1
Copper	2.47		2.00	0.642	ug/L		12/08/25 10:35	12/09/25 12:46	1
Lead	ND		1.00	0.864	ug/L		12/08/25 10:35	12/09/25 12:46	1
Manganese	4150		5.00	1.29	ug/L		12/08/25 10:35	12/10/25 14:26	1
Nickel	1.84	J	5.00	0.422	ug/L		12/08/25 10:35	12/09/25 12:46	1
Selenium	ND		5.00	2.29	ug/L		12/08/25 10:35	12/09/25 12:46	1
Silver	ND		1.00	0.167	ug/L		12/08/25 10:35	12/09/25 12:46	1
Thallium	ND		1.00	0.190	ug/L		12/08/25 10:35	12/09/25 12:46	1
Vanadium	2.66	J	5.00	1.22	ug/L		12/08/25 10:35	12/09/25 12:46	1
Zinc	ND		10.0	8.91	ug/L		12/08/25 10:35	12/09/25 12:46	1

Method: SW846 7470A - Mercury (CVAA)

Analyte	Result	Qualifier	RL	MDL	Unit	D	Prepared	Analyzed	Dil Fac
Mercury	ND		0.200	0.166	ug/L		12/08/25 17:03	12/09/25 13:59	1

General Chemistry

Analyte	Result	Qualifier	RL	MDL	Unit	D	Prepared	Analyzed	Dil Fac
Ammonia (MCAWW 350.1-1993 R2.0)	0.122	J	0.250	0.100	mg/L			12/09/25 13:11	1
Nitrite as N (EPA 353.2)	ND		0.100	0.0168	mg/L			12/04/25 16:45	1
Nitrate Nitrite as N (MCAWW 353.2-1993 R2.0)	ND		0.100	0.0100	mg/L			12/11/25 11:13	1
Nitrate as N (SM Nitrate by calc)	ND		0.100	0.0100	mg/L			12/11/25 16:15	1
Sulfate (SM 4500 SO4 E)	79.8		25.0	7.00	mg/L			12/06/25 13:54	5

Eurofins Raleigh

Client Sample Results

Client: S&ME Inc
Project/Site: Lyon Park

Job ID: 752-39890-1

Client Sample ID: A-MW-4

Lab Sample ID: 752-39890-4

Date Collected: 12/03/25 10:10

Matrix: Water

Date Received: 12/04/25 08:00

Method: SW846 8260D - Volatile Organic Compounds by GC/MS

Analyte	Result	Qualifier	RL	MDL	Unit	D	Prepared	Analyzed	Dil Fac
Acetone	ND		25.0	10.0	ug/L			12/09/25 14:53	1
Benzene	ND		1.00	0.500	ug/L			12/09/25 14:53	1
Bromobenzene	ND		1.00	0.540	ug/L			12/09/25 14:53	1
Bromoform	ND		5.00	0.250	ug/L			12/09/25 14:53	1
Bromomethane	ND		1.00	0.980	ug/L			12/09/25 14:53	1
2-Butanone (MEK)	ND		25.0	2.60	ug/L			12/09/25 14:53	1
Carbon disulfide	ND		1.00	0.500	ug/L			12/09/25 14:53	1
Carbon tetrachloride	ND		1.00	0.460	ug/L			12/09/25 14:53	1
Chlorobenzene	ND		1.00	0.420	ug/L			12/09/25 14:53	1
Chlorobromomethane	ND		1.00	0.520	ug/L			12/09/25 14:53	1
Chlorodibromomethane	ND		1.00	0.610	ug/L			12/09/25 14:53	1
Chloroethane	ND		1.00	0.760	ug/L			12/09/25 14:53	1
Chloroform	ND		1.00	0.900	ug/L			12/09/25 14:53	1
Chloromethane	ND		1.00	0.840	ug/L			12/09/25 14:53	1
2-Chlorotoluene	ND		1.00	0.570	ug/L			12/09/25 14:53	1
4-Chlorotoluene	ND		1.00	0.560	ug/L			12/09/25 14:53	1
cis-1,2-Dichloroethene	ND		1.00	0.760	ug/L			12/09/25 14:53	1
cis-1,3-Dichloropropene	ND		5.00	0.500	ug/L			12/09/25 14:53	1
1,2-Dibromo-3-Chloropropane	ND		5.00	1.50	ug/L			12/09/25 14:53	1
Dibromomethane	ND		5.00	0.220	ug/L			12/09/25 14:53	1
1,2-Dichlorobenzene	ND		1.00	0.500	ug/L			12/09/25 14:53	1
1,3-Dichlorobenzene	ND		1.00	0.540	ug/L			12/09/25 14:53	1
1,4-Dichlorobenzene	ND		1.00	0.640	ug/L			12/09/25 14:53	1
Dichlorobromomethane	ND		1.00	0.500	ug/L			12/09/25 14:53	1
1,1-Dichloroethane	ND		1.00	0.500	ug/L			12/09/25 14:53	1
1,2-Dichloroethane	ND		1.00	0.550	ug/L			12/09/25 14:53	1
1,1-Dichloroethene	ND		1.00	0.500	ug/L			12/09/25 14:53	1
1,2-Dichloropropane	ND		1.00	0.500	ug/L			12/09/25 14:53	1
1,3-Dichloropropane	ND		1.00	0.500	ug/L			12/09/25 14:53	1
2,2-Dichloropropane	ND		1.00	0.500	ug/L			12/09/25 14:53	1
1,1-Dichloropropene	ND		1.00	0.340	ug/L			12/09/25 14:53	1
Ethyl acetate	ND		10.0	6.14	ug/L			12/09/25 14:53	1
Ethylbenzene	ND		1.00	0.500	ug/L			12/09/25 14:53	1
Ethylene Dibromide	ND		1.00	0.230	ug/L			12/09/25 14:53	1
Hexachlorobutadiene	ND		5.00	0.900	ug/L			12/09/25 14:53	1
Hexane	ND		1.00	0.960	ug/L			12/09/25 14:53	1
2-Hexanone	ND		25.0	9.10	ug/L			12/09/25 14:53	1
Iodomethane	ND		1.00	0.900	ug/L			12/09/25 14:53	1
Isopropylbenzene	ND		1.00	0.530	ug/L			12/09/25 14:53	1
Isopropyl ether	ND		1.00	0.740	ug/L			12/09/25 14:53	1
4-Isopropyltoluene	ND		1.00	0.710	ug/L			12/09/25 14:53	1
Methylene Chloride	ND		5.00	4.00	ug/L			12/09/25 14:53	1
4-Methyl-2-pentanone (MIBK)	ND		25.0	1.80	ug/L			12/09/25 14:53	1
Methyl tert-butyl ether	ND		1.00	0.220	ug/L			12/09/25 14:53	1
m-Xylene & p-Xylene	ND		5.00	3.00	ug/L			12/09/25 14:53	1
Naphthalene	ND		5.00	3.00	ug/L			12/09/25 14:53	1
n-Butylbenzene	ND		1.00	0.760	ug/L			12/09/25 14:53	1
n-Heptane	ND		1.00	0.690	ug/L			12/09/25 14:53	1
N-Propylbenzene	ND		1.00	0.690	ug/L			12/09/25 14:53	1

Eurofins Raleigh

Client Sample Results

Client: S&ME Inc
Project/Site: Lyon Park

Job ID: 752-39890-1

Client Sample ID: A-MW-4

Lab Sample ID: 752-39890-4

Date Collected: 12/03/25 10:10

Matrix: Water

Date Received: 12/04/25 08:00

Method: SW846 8260D - Volatile Organic Compounds by GC/MS (Continued)

Analyte	Result	Qualifier	RL	MDL	Unit	D	Prepared	Analyzed	Dil Fac
o-Xylene	ND		5.00	3.00	ug/L			12/09/25 14:53	1
sec-Butylbenzene	ND		1.00	0.700	ug/L			12/09/25 14:53	1
Styrene	ND		1.00	1.00	ug/L			12/09/25 14:53	1
tert-Butylbenzene	ND		1.00	0.630	ug/L			12/09/25 14:53	1
1,1,1,2-Tetrachloroethane	ND		1.00	0.380	ug/L			12/09/25 14:53	1
1,1,1,2,2-Tetrachloroethane	ND		1.00	0.500	ug/L			12/09/25 14:53	1
Tetrachloroethene	ND		1.00	0.330	ug/L			12/09/25 14:53	1
Toluene	ND		1.00	0.900	ug/L			12/09/25 14:53	1
trans-1,4-Dichloro-2-butene	ND		5.00	1.00	ug/L			12/09/25 14:53	1
trans-1,2-Dichloroethene	ND		1.00	0.500	ug/L			12/09/25 14:53	1
trans-1,3-Dichloropropene	ND		5.00	0.470	ug/L			12/09/25 14:53	1
1,2,3-Trichlorobenzene	ND		1.00	0.900	ug/L			12/09/25 14:53	1
1,2,4-Trichlorobenzene	ND		1.00	0.820	ug/L			12/09/25 14:53	1
1,1,1-Trichloroethane	ND		1.00	0.390	ug/L			12/09/25 14:53	1
1,1,2-Trichloroethane	ND		5.00	1.00	ug/L			12/09/25 14:53	1
Trichloroethene	ND		1.00	0.480	ug/L			12/09/25 14:53	1
Trichlorofluoromethane	ND		1.00	0.250	ug/L			12/09/25 14:53	1
1,2,3-Trichloropropane	ND		5.00	0.840	ug/L			12/09/25 14:53	1
1,1,2-Trichloro-1,2,2-trifluoroethane	ND		1.00	0.500	ug/L			12/09/25 14:53	1
1,2,4-Trimethylbenzene	ND		1.00	0.820	ug/L			12/09/25 14:53	1
1,3,5-Trimethylbenzene	ND		1.00	0.560	ug/L			12/09/25 14:53	1
Vinyl acetate	ND		25.0	0.930	ug/L			12/09/25 14:53	1
Vinyl chloride	ND		1.00	0.500	ug/L			12/09/25 14:53	1
Xylenes, Total	ND		10.0	6.00	ug/L			12/09/25 14:53	1

Surrogate	%Recovery	Qualifier	Limits	Prepared	Analyzed	Dil Fac
4-Bromofluorobenzene	102		56 - 136		12/09/25 14:53	1
Dibromofluoromethane	101		79 - 130		12/09/25 14:53	1
1,2-Dichloroethane-d4 (Surr)	106		59 - 146		12/09/25 14:53	1
Toluene-d8 (Surr)	101		64 - 132		12/09/25 14:53	1

Method: SW846 8270E SIM ID - Semivolatile Organic Compounds (GC/MS SIM / Isotope Dilution)

Analyte	Result	Qualifier	RL	MDL	Unit	D	Prepared	Analyzed	Dil Fac
1,4-Dioxane	ND		0.306	0.306	ug/L		12/08/25 11:11	12/08/25 18:34	1

Isotope Dilution	%Recovery	Qualifier	Limits	Prepared	Analyzed	Dil Fac
1,4-Dioxane-d8	22		10 - 140	12/08/25 11:11	12/08/25 18:34	1

Method: SW846 8270E - Semivolatile Organic Compounds (GC-MS/MS)

Analyte	Result	Qualifier	RL	MDL	Unit	D	Prepared	Analyzed	Dil Fac
1,1'-Biphenyl	ND		10.0	0.420	ug/L		12/06/25 15:15	12/09/25 05:57	1
2,4,5-Trichlorophenol	ND		10.0	0.540	ug/L		12/06/25 15:15	12/09/25 05:57	1
2,4,6-Trichlorophenol	ND		10.0	1.09	ug/L		12/06/25 15:15	12/09/25 05:57	1
2,4-Dichlorophenol	ND		10.0	0.570	ug/L		12/06/25 15:15	12/09/25 05:57	1
2,4-Dimethylphenol	ND		10.0	0.240	ug/L		12/06/25 15:15	12/09/25 05:57	1
2,4-Dinitrophenol	ND		30.0	4.68	ug/L		12/06/25 15:15	12/09/25 05:57	1
2,4-Dinitrotoluene	ND		10.0	0.650	ug/L		12/06/25 15:15	12/09/25 05:57	1
2,6-Dinitrotoluene	ND		10.0	0.290	ug/L		12/06/25 15:15	12/09/25 05:57	1
2-Chloronaphthalene	ND		10.0	0.380	ug/L		12/06/25 15:15	12/09/25 05:57	1
2-Chlorophenol	ND		10.0	0.840	ug/L		12/06/25 15:15	12/09/25 05:57	1
2-Methylnaphthalene	ND		10.0	0.810	ug/L		12/06/25 15:15	12/09/25 05:57	1

Eurofins Raleigh

Client Sample Results

Client: S&ME Inc
Project/Site: Lyon Park

Job ID: 752-39890-1

Client Sample ID: A-MW-4

Lab Sample ID: 752-39890-4

Date Collected: 12/03/25 10:10

Matrix: Water

Date Received: 12/04/25 08:00

Method: SW846 8270E - Semivolatile Organic Compounds (GC-MS/MS) (Continued)

Analyte	Result	Qualifier	RL	MDL	Unit	D	Prepared	Analyzed	Dil Fac
2-Methylphenol	ND		10.0	0.760	ug/L		12/06/25 15:15	12/09/25 05:57	1
2-Nitroaniline	ND		10.0	1.37	ug/L		12/06/25 15:15	12/09/25 05:57	1
2-Nitrophenol	ND		10.0	1.17	ug/L		12/06/25 15:15	12/09/25 05:57	1
3 & 4 Methylphenol	ND		20.0	4.60	ug/L		12/06/25 15:15	12/09/25 05:57	1
3,3'-Dichlorobenzidine	ND		11.0	0.410	ug/L		12/06/25 15:15	12/09/25 05:57	1
3-Nitroaniline	ND		10.0	0.950	ug/L		12/06/25 15:15	12/09/25 05:57	1
4,6-Dinitro-2-methylphenol	ND		10.0	1.97	ug/L		12/06/25 15:15	12/09/25 05:57	1
4-Bromophenyl phenyl ether	ND		10.0	0.130	ug/L		12/06/25 15:15	12/09/25 05:57	1
4-Chloro-3-methylphenol	ND		10.0	0.730	ug/L		12/06/25 15:15	12/09/25 05:57	1
4-Chloroaniline	ND		10.0	0.580	ug/L		12/06/25 15:15	12/09/25 05:57	1
4-Chlorophenyl phenyl ether	ND		10.0	0.240	ug/L		12/06/25 15:15	12/09/25 05:57	1
4-Nitroaniline	ND		10.0	3.50	ug/L		12/06/25 15:15	12/09/25 05:57	1
4-Nitrophenol	ND		10.0	2.74	ug/L		12/06/25 15:15	12/09/25 05:57	1
Acenaphthene	ND		10.0	0.630	ug/L		12/06/25 15:15	12/09/25 05:57	1
Acenaphthylene	ND		10.0	0.760	ug/L		12/06/25 15:15	12/09/25 05:57	1
Acetophenone	ND		10.0	3.20	ug/L		12/06/25 15:15	12/09/25 05:57	1
Anthracene	ND		10.0	0.910	ug/L		12/06/25 15:15	12/09/25 05:57	1
Atrazine	ND		10.0	1.13	ug/L		12/06/25 15:15	12/09/25 05:57	1
Benzaldehyde	ND		10.0	0.670	ug/L		12/06/25 15:15	12/09/25 05:57	1
Benzo[a]anthracene	ND		10.0	1.00	ug/L		12/06/25 15:15	12/09/25 05:57	1
Benzo[a]pyrene	ND		10.0	1.10	ug/L		12/06/25 15:15	12/09/25 05:57	1
Benzo[b]fluoranthene	ND		10.0	1.20	ug/L		12/06/25 15:15	12/09/25 05:57	1
Benzo[g,h,i]perylene	ND		10.0	1.50	ug/L		12/06/25 15:15	12/09/25 05:57	1
Benzo[k]fluoranthene	ND		10.0	1.50	ug/L		12/06/25 15:15	12/09/25 05:57	1
bis (2-chloroisopropyl) ether	ND		10.0	0.930	ug/L		12/06/25 15:15	12/09/25 05:57	1
Bis(2-chloroethoxy)methane	ND		10.0	0.340	ug/L		12/06/25 15:15	12/09/25 05:57	1
Bis(2-chloroethyl)ether	ND		10.0	0.730	ug/L		12/06/25 15:15	12/09/25 05:57	1
Bis(2-ethylhexyl) phthalate	ND		10.0	4.00	ug/L		12/06/25 15:15	12/09/25 05:57	1
Butyl benzyl phthalate	ND		10.0	4.00	ug/L		12/06/25 15:15	12/09/25 05:57	1
Caprolactam	ND		10.0	2.40	ug/L		12/06/25 15:15	12/09/25 05:57	1
Carbazole	ND		10.0	0.320	ug/L		12/06/25 15:15	12/09/25 05:57	1
Chrysene	ND		10.0	1.20	ug/L		12/06/25 15:15	12/09/25 05:57	1
Dibenz(a,h)anthracene	ND		10.0	1.30	ug/L		12/06/25 15:15	12/09/25 05:57	1
Dibenzofuran	ND		10.0	0.640	ug/L		12/06/25 15:15	12/09/25 05:57	1
Diethyl phthalate	ND		10.0	4.00	ug/L		12/06/25 15:15	12/09/25 05:57	1
Dimethyl phthalate	ND		10.0	4.00	ug/L		12/06/25 15:15	12/09/25 05:57	1
Di-n-butyl phthalate	ND		10.0	8.19	ug/L		12/06/25 15:15	12/09/25 05:57	1
Di-n-octyl phthalate	ND		10.0	4.00	ug/L		12/06/25 15:15	12/09/25 05:57	1
Fluoranthene	ND		10.0	0.630	ug/L		12/06/25 15:15	12/09/25 05:57	1
Fluorene	ND		10.0	0.670	ug/L		12/06/25 15:15	12/09/25 05:57	1
Hexachlorobenzene	ND		10.0	0.250	ug/L		12/06/25 15:15	12/09/25 05:57	1
Hexachlorobutadiene	ND		10.0	0.550	ug/L		12/06/25 15:15	12/09/25 05:57	1
Hexachlorocyclopentadiene	ND		20.0	0.320	ug/L		12/06/25 15:15	12/09/25 05:57	1
Hexachloroethane	ND		10.0	0.530	ug/L		12/06/25 15:15	12/09/25 05:57	1
Indeno[1,2,3-cd]pyrene	ND		10.0	1.10	ug/L		12/06/25 15:15	12/09/25 05:57	1
Isophorone	ND		10.0	0.800	ug/L		12/06/25 15:15	12/09/25 05:57	1
Naphthalene	ND		10.0	0.750	ug/L		12/06/25 15:15	12/09/25 05:57	1
Nitrobenzene	ND		10.0	0.600	ug/L		12/06/25 15:15	12/09/25 05:57	1
N-Nitrosodi-n-propylamine	ND		10.0	0.330	ug/L		12/06/25 15:15	12/09/25 05:57	1

Eurofins Raleigh

Client Sample Results

Client: S&ME Inc
Project/Site: Lyon Park

Job ID: 752-39890-1

Client Sample ID: A-MW-4

Lab Sample ID: 752-39890-4

Date Collected: 12/03/25 10:10

Matrix: Water

Date Received: 12/04/25 08:00

Method: SW846 8270E - Semivolatile Organic Compounds (GC-MS/MS) (Continued)

Analyte	Result	Qualifier	RL	MDL	Unit	D	Prepared	Analyzed	Dil Fac
N-Nitrosodiphenylamine	ND		10.0	0.190	ug/L		12/06/25 15:15	12/09/25 05:57	1
Pentachlorophenol	ND		10.0	2.80	ug/L		12/06/25 15:15	12/09/25 05:57	1
Phenanthrene	ND		10.0	0.740	ug/L		12/06/25 15:15	12/09/25 05:57	1
Phenol	ND		10.0	0.680	ug/L		12/06/25 15:15	12/09/25 05:57	1
Pyrene	ND		10.0	0.630	ug/L		12/06/25 15:15	12/09/25 05:57	1

Surrogate	%Recovery	Qualifier	Limits				Prepared	Analyzed	Dil Fac
2,4,6-Tribromophenol (Surr)	72		10 - 150				12/06/25 15:15	12/09/25 05:57	1
2-Fluorobiphenyl (Surr)	77		25 - 139				12/06/25 15:15	12/09/25 05:57	1
2-Fluorophenol (Surr)	71		10 - 150				12/06/25 15:15	12/09/25 05:57	1
Nitrobenzene-d5 (Surr)	84		22 - 150				12/06/25 15:15	12/09/25 05:57	1
Phenol-d5 (Surr)	71		10 - 150				12/06/25 15:15	12/09/25 05:57	1
Terphenyl-d14 (Surr)	84		28 - 150				12/06/25 15:15	12/09/25 05:57	1

Method: SW846 6020B - Metals (ICP/MS) - Total Recoverable

Analyte	Result	Qualifier	RL	MDL	Unit	D	Prepared	Analyzed	Dil Fac
Antimony	ND		5.00	2.45	ug/L		12/08/25 10:35	12/09/25 13:08	1
Arsenic	2.68	J	5.00	1.32	ug/L		12/08/25 10:35	12/09/25 13:08	1
Barium	36.8		10.0	0.410	ug/L		12/08/25 10:35	12/09/25 13:08	1
Beryllium	ND		1.00	0.147	ug/L		12/08/25 10:35	12/09/25 13:08	1
Cadmium	ND		0.700	0.237	ug/L		12/08/25 10:35	12/09/25 13:08	1
Chromium	ND		5.00	3.69	ug/L		12/08/25 10:35	12/09/25 13:08	1
Cobalt	ND		5.00	0.411	ug/L		12/08/25 10:35	12/09/25 13:08	1
Copper	1.42	J	2.00	0.642	ug/L		12/08/25 10:35	12/09/25 13:08	1
Lead	ND		1.00	0.864	ug/L		12/08/25 10:35	12/09/25 13:08	1
Manganese	3.58	J	5.00	1.29	ug/L		12/08/25 10:35	12/09/25 13:08	1
Nickel	0.695	J	5.00	0.422	ug/L		12/08/25 10:35	12/09/25 13:08	1
Selenium	ND		5.00	2.29	ug/L		12/08/25 10:35	12/09/25 13:08	1
Silver	ND		1.00	0.167	ug/L		12/08/25 10:35	12/09/25 13:08	1
Thallium	ND		1.00	0.190	ug/L		12/08/25 10:35	12/09/25 13:08	1
Vanadium	3.43	J	5.00	1.22	ug/L		12/08/25 10:35	12/09/25 13:08	1
Zinc	ND		10.0	8.91	ug/L		12/08/25 10:35	12/09/25 13:08	1

Method: SW846 7470A - Mercury (CVAA)

Analyte	Result	Qualifier	RL	MDL	Unit	D	Prepared	Analyzed	Dil Fac
Mercury	ND		0.200	0.166	ug/L		12/08/25 17:03	12/09/25 14:03	1

General Chemistry

Analyte	Result	Qualifier	RL	MDL	Unit	D	Prepared	Analyzed	Dil Fac
Ammonia (MCAWW 350.1-1993 R2.0)	ND		0.250	0.100	mg/L			12/09/25 13:19	1
Nitrite as N (EPA 353.2)	ND		0.100	0.0168	mg/L			12/04/25 16:46	1
Nitrate Nitrite as N (MCAWW 353.2-1993 R2.0)	ND		0.100	0.0100	mg/L			12/11/25 11:14	1
Nitrate as N (SM Nitrate by calc)	ND		0.100	0.0100	mg/L			12/11/25 16:15	1
Sulfate (SM 4500 SO4 E)	9.48		5.00	1.40	mg/L			12/06/25 13:17	1

Client Sample Results

Client: S&ME Inc
Project/Site: Lyon Park

Job ID: 752-39890-1

Client Sample ID: A-MW-6

Lab Sample ID: 752-39890-5

Date Collected: 12/03/25 09:45

Matrix: Water

Date Received: 12/04/25 08:00

Method: SW846 8260D - Volatile Organic Compounds by GC/MS

Analyte	Result	Qualifier	RL	MDL	Unit	D	Prepared	Analyzed	Dil Fac
Acetone	ND		25.0	10.0	ug/L			12/09/25 15:14	1
Benzene	ND		1.00	0.500	ug/L			12/09/25 15:14	1
Bromobenzene	ND		1.00	0.540	ug/L			12/09/25 15:14	1
Bromoform	ND		5.00	0.250	ug/L			12/09/25 15:14	1
Bromomethane	ND		1.00	0.980	ug/L			12/09/25 15:14	1
2-Butanone (MEK)	ND		25.0	2.60	ug/L			12/09/25 15:14	1
Carbon disulfide	ND		1.00	0.500	ug/L			12/09/25 15:14	1
Carbon tetrachloride	ND		1.00	0.460	ug/L			12/09/25 15:14	1
Chlorobenzene	ND		1.00	0.420	ug/L			12/09/25 15:14	1
Chlorobromomethane	ND		1.00	0.520	ug/L			12/09/25 15:14	1
Chlorodibromomethane	ND		1.00	0.610	ug/L			12/09/25 15:14	1
Chloroethane	ND		1.00	0.760	ug/L			12/09/25 15:14	1
Chloroform	ND		1.00	0.900	ug/L			12/09/25 15:14	1
Chloromethane	ND		1.00	0.840	ug/L			12/09/25 15:14	1
2-Chlorotoluene	ND		1.00	0.570	ug/L			12/09/25 15:14	1
4-Chlorotoluene	ND		1.00	0.560	ug/L			12/09/25 15:14	1
cis-1,2-Dichloroethene	ND		1.00	0.760	ug/L			12/09/25 15:14	1
cis-1,3-Dichloropropene	ND		5.00	0.500	ug/L			12/09/25 15:14	1
1,2-Dibromo-3-Chloropropane	ND		5.00	1.50	ug/L			12/09/25 15:14	1
Dibromomethane	ND		5.00	0.220	ug/L			12/09/25 15:14	1
1,2-Dichlorobenzene	ND		1.00	0.500	ug/L			12/09/25 15:14	1
1,3-Dichlorobenzene	ND		1.00	0.540	ug/L			12/09/25 15:14	1
1,4-Dichlorobenzene	ND		1.00	0.640	ug/L			12/09/25 15:14	1
Dichlorobromomethane	ND		1.00	0.500	ug/L			12/09/25 15:14	1
1,1-Dichloroethane	ND		1.00	0.500	ug/L			12/09/25 15:14	1
1,2-Dichloroethane	ND		1.00	0.550	ug/L			12/09/25 15:14	1
1,1-Dichloroethene	ND		1.00	0.500	ug/L			12/09/25 15:14	1
1,2-Dichloropropane	ND		1.00	0.500	ug/L			12/09/25 15:14	1
1,3-Dichloropropane	ND		1.00	0.500	ug/L			12/09/25 15:14	1
2,2-Dichloropropane	ND		1.00	0.500	ug/L			12/09/25 15:14	1
1,1-Dichloropropene	ND		1.00	0.340	ug/L			12/09/25 15:14	1
Ethyl acetate	ND		10.0	6.14	ug/L			12/09/25 15:14	1
Ethylbenzene	ND		1.00	0.500	ug/L			12/09/25 15:14	1
Ethylene Dibromide	ND		1.00	0.230	ug/L			12/09/25 15:14	1
Hexachlorobutadiene	ND		5.00	0.900	ug/L			12/09/25 15:14	1
Hexane	ND		1.00	0.960	ug/L			12/09/25 15:14	1
2-Hexanone	ND		25.0	9.10	ug/L			12/09/25 15:14	1
Iodomethane	ND		1.00	0.900	ug/L			12/09/25 15:14	1
Isopropylbenzene	ND		1.00	0.530	ug/L			12/09/25 15:14	1
Isopropyl ether	ND		1.00	0.740	ug/L			12/09/25 15:14	1
4-Isopropyltoluene	ND		1.00	0.710	ug/L			12/09/25 15:14	1
Methylene Chloride	ND		5.00	4.00	ug/L			12/09/25 15:14	1
4-Methyl-2-pentanone (MIBK)	ND		25.0	1.80	ug/L			12/09/25 15:14	1
Methyl tert-butyl ether	0.324	J	1.00	0.220	ug/L			12/09/25 15:14	1
m-Xylene & p-Xylene	ND		5.00	3.00	ug/L			12/09/25 15:14	1
Naphthalene	ND		5.00	3.00	ug/L			12/09/25 15:14	1
n-Butylbenzene	ND		1.00	0.760	ug/L			12/09/25 15:14	1
n-Heptane	ND		1.00	0.690	ug/L			12/09/25 15:14	1
N-Propylbenzene	ND		1.00	0.690	ug/L			12/09/25 15:14	1

Eurofins Raleigh

Client Sample Results

Client: S&ME Inc
Project/Site: Lyon Park

Job ID: 752-39890-1

Client Sample ID: A-MW-6

Lab Sample ID: 752-39890-5

Date Collected: 12/03/25 09:45

Matrix: Water

Date Received: 12/04/25 08:00

Method: SW846 8260D - Volatile Organic Compounds by GC/MS (Continued)

Analyte	Result	Qualifier	RL	MDL	Unit	D	Prepared	Analyzed	Dil Fac
o-Xylene	ND		5.00	3.00	ug/L			12/09/25 15:14	1
sec-Butylbenzene	ND		1.00	0.700	ug/L			12/09/25 15:14	1
Styrene	ND		1.00	1.00	ug/L			12/09/25 15:14	1
tert-Butylbenzene	ND		1.00	0.630	ug/L			12/09/25 15:14	1
1,1,1,2-Tetrachloroethane	ND		1.00	0.380	ug/L			12/09/25 15:14	1
1,1,2,2-Tetrachloroethane	ND		1.00	0.500	ug/L			12/09/25 15:14	1
Tetrachloroethene	ND		1.00	0.330	ug/L			12/09/25 15:14	1
Toluene	ND		1.00	0.900	ug/L			12/09/25 15:14	1
trans-1,4-Dichloro-2-butene	ND		5.00	1.00	ug/L			12/09/25 15:14	1
trans-1,2-Dichloroethene	ND		1.00	0.500	ug/L			12/09/25 15:14	1
trans-1,3-Dichloropropene	ND		5.00	0.470	ug/L			12/09/25 15:14	1
1,2,3-Trichlorobenzene	ND		1.00	0.900	ug/L			12/09/25 15:14	1
1,2,4-Trichlorobenzene	ND		1.00	0.820	ug/L			12/09/25 15:14	1
1,1,1-Trichloroethane	ND		1.00	0.390	ug/L			12/09/25 15:14	1
1,1,2-Trichloroethane	ND		5.00	1.00	ug/L			12/09/25 15:14	1
Trichloroethene	ND		1.00	0.480	ug/L			12/09/25 15:14	1
Trichlorofluoromethane	ND		1.00	0.250	ug/L			12/09/25 15:14	1
1,2,3-Trichloropropane	ND		5.00	0.840	ug/L			12/09/25 15:14	1
1,1,2-Trichloro-1,2,2-trifluoroethane	ND		1.00	0.500	ug/L			12/09/25 15:14	1
1,2,4-Trimethylbenzene	ND		1.00	0.820	ug/L			12/09/25 15:14	1
1,3,5-Trimethylbenzene	ND		1.00	0.560	ug/L			12/09/25 15:14	1
Vinyl acetate	ND		25.0	0.930	ug/L			12/09/25 15:14	1
Vinyl chloride	ND		1.00	0.500	ug/L			12/09/25 15:14	1
Xylenes, Total	ND		10.0	6.00	ug/L			12/09/25 15:14	1

Surrogate	%Recovery	Qualifier	Limits	Prepared	Analyzed	Dil Fac
4-Bromofluorobenzene	99		56 - 136		12/09/25 15:14	1
Dibromofluoromethane	101		79 - 130		12/09/25 15:14	1
1,2-Dichloroethane-d4 (Surr)	106		59 - 146		12/09/25 15:14	1
Toluene-d8 (Surr)	99		64 - 132		12/09/25 15:14	1

Method: SW846 8270E SIM ID - Semivolatile Organic Compounds (GC/MS SIM / Isotope Dilution)

Analyte	Result	Qualifier	RL	MDL	Unit	D	Prepared	Analyzed	Dil Fac
1,4-Dioxane	ND		0.279	0.279	ug/L		12/08/25 11:11	12/08/25 18:55	1

Isotope Dilution	%Recovery	Qualifier	Limits	Prepared	Analyzed	Dil Fac
1,4-Dioxane-d8	22		10 - 140	12/08/25 11:11	12/08/25 18:55	1

Method: SW846 8270E - Semivolatile Organic Compounds (GC-MS/MS)

Analyte	Result	Qualifier	RL	MDL	Unit	D	Prepared	Analyzed	Dil Fac
1,1'-Biphenyl	ND		9.90	0.416	ug/L		12/06/25 15:15	12/09/25 06:29	1
2,4,5-Trichlorophenol	ND		9.90	0.535	ug/L		12/06/25 15:15	12/09/25 06:29	1
2,4,6-Trichlorophenol	ND		9.90	1.08	ug/L		12/06/25 15:15	12/09/25 06:29	1
2,4-Dichlorophenol	ND		9.90	0.564	ug/L		12/06/25 15:15	12/09/25 06:29	1
2,4-Dimethylphenol	ND		9.90	0.238	ug/L		12/06/25 15:15	12/09/25 06:29	1
2,4-Dinitrophenol	ND		29.7	4.63	ug/L		12/06/25 15:15	12/09/25 06:29	1
2,4-Dinitrotoluene	ND		9.90	0.644	ug/L		12/06/25 15:15	12/09/25 06:29	1
2,6-Dinitrotoluene	ND		9.90	0.287	ug/L		12/06/25 15:15	12/09/25 06:29	1
2-Chloronaphthalene	ND		9.90	0.376	ug/L		12/06/25 15:15	12/09/25 06:29	1
2-Chlorophenol	ND		9.90	0.832	ug/L		12/06/25 15:15	12/09/25 06:29	1
2-Methylnaphthalene	ND		9.90	0.802	ug/L		12/06/25 15:15	12/09/25 06:29	1

Eurofins Raleigh

Client Sample Results

Client: S&ME Inc
Project/Site: Lyon Park

Job ID: 752-39890-1

Client Sample ID: A-MW-6

Lab Sample ID: 752-39890-5

Date Collected: 12/03/25 09:45

Matrix: Water

Date Received: 12/04/25 08:00

Method: SW846 8270E - Semivolatile Organic Compounds (GC-MS/MS) (Continued)

Analyte	Result	Qualifier	RL	MDL	Unit	D	Prepared	Analyzed	Dil Fac
2-Methylphenol	ND		9.90	0.752	ug/L		12/06/25 15:15	12/09/25 06:29	1
2-Nitroaniline	ND		9.90	1.36	ug/L		12/06/25 15:15	12/09/25 06:29	1
2-Nitrophenol	ND		9.90	1.16	ug/L		12/06/25 15:15	12/09/25 06:29	1
3 & 4 Methylphenol	ND		19.8	4.55	ug/L		12/06/25 15:15	12/09/25 06:29	1
3,3'-Dichlorobenzidine	ND		10.9	0.406	ug/L		12/06/25 15:15	12/09/25 06:29	1
3-Nitroaniline	ND		9.90	0.941	ug/L		12/06/25 15:15	12/09/25 06:29	1
4,6-Dinitro-2-methylphenol	ND		9.90	1.95	ug/L		12/06/25 15:15	12/09/25 06:29	1
4-Bromophenyl phenyl ether	ND		9.90	0.129	ug/L		12/06/25 15:15	12/09/25 06:29	1
4-Chloro-3-methylphenol	ND		9.90	0.723	ug/L		12/06/25 15:15	12/09/25 06:29	1
4-Chloroaniline	ND		9.90	0.574	ug/L		12/06/25 15:15	12/09/25 06:29	1
4-Chlorophenyl phenyl ether	ND		9.90	0.238	ug/L		12/06/25 15:15	12/09/25 06:29	1
4-Nitroaniline	ND		9.90	3.47	ug/L		12/06/25 15:15	12/09/25 06:29	1
4-Nitrophenol	ND		9.90	2.71	ug/L		12/06/25 15:15	12/09/25 06:29	1
Acenaphthene	ND		9.90	0.624	ug/L		12/06/25 15:15	12/09/25 06:29	1
Acenaphthylene	ND		9.90	0.752	ug/L		12/06/25 15:15	12/09/25 06:29	1
Acetophenone	ND		9.90	3.17	ug/L		12/06/25 15:15	12/09/25 06:29	1
Anthracene	ND		9.90	0.901	ug/L		12/06/25 15:15	12/09/25 06:29	1
Atrazine	ND		9.90	1.12	ug/L		12/06/25 15:15	12/09/25 06:29	1
Benzaldehyde	ND		9.90	0.663	ug/L		12/06/25 15:15	12/09/25 06:29	1
Benzo[a]anthracene	ND		9.90	0.990	ug/L		12/06/25 15:15	12/09/25 06:29	1
Benzo[a]pyrene	ND		9.90	1.09	ug/L		12/06/25 15:15	12/09/25 06:29	1
Benzo[b]fluoranthene	ND		9.90	1.19	ug/L		12/06/25 15:15	12/09/25 06:29	1
Benzo[g,h,i]perylene	ND		9.90	1.49	ug/L		12/06/25 15:15	12/09/25 06:29	1
Benzo[k]fluoranthene	ND		9.90	1.49	ug/L		12/06/25 15:15	12/09/25 06:29	1
bis (2-chloroisopropyl) ether	ND		9.90	0.921	ug/L		12/06/25 15:15	12/09/25 06:29	1
Bis(2-chloroethoxy)methane	ND		9.90	0.337	ug/L		12/06/25 15:15	12/09/25 06:29	1
Bis(2-chloroethyl)ether	ND		9.90	0.723	ug/L		12/06/25 15:15	12/09/25 06:29	1
Bis(2-ethylhexyl) phthalate	ND		9.90	3.96	ug/L		12/06/25 15:15	12/09/25 06:29	1
Butyl benzyl phthalate	ND		9.90	3.96	ug/L		12/06/25 15:15	12/09/25 06:29	1
Caprolactam	ND		9.90	2.38	ug/L		12/06/25 15:15	12/09/25 06:29	1
Carbazole	ND		9.90	0.317	ug/L		12/06/25 15:15	12/09/25 06:29	1
Chrysene	ND		9.90	1.19	ug/L		12/06/25 15:15	12/09/25 06:29	1
Dibenz(a,h)anthracene	ND		9.90	1.29	ug/L		12/06/25 15:15	12/09/25 06:29	1
Dibenzofuran	ND		9.90	0.634	ug/L		12/06/25 15:15	12/09/25 06:29	1
Diethyl phthalate	ND		9.90	3.96	ug/L		12/06/25 15:15	12/09/25 06:29	1
Dimethyl phthalate	ND		9.90	3.96	ug/L		12/06/25 15:15	12/09/25 06:29	1
Di-n-butyl phthalate	ND		9.90	8.11	ug/L		12/06/25 15:15	12/09/25 06:29	1
Di-n-octyl phthalate	ND		9.90	3.96	ug/L		12/06/25 15:15	12/09/25 06:29	1
Fluoranthene	ND		9.90	0.624	ug/L		12/06/25 15:15	12/09/25 06:29	1
Fluorene	ND		9.90	0.663	ug/L		12/06/25 15:15	12/09/25 06:29	1
Hexachlorobenzene	ND		9.90	0.248	ug/L		12/06/25 15:15	12/09/25 06:29	1
Hexachlorobutadiene	ND		9.90	0.545	ug/L		12/06/25 15:15	12/09/25 06:29	1
Hexachlorocyclopentadiene	ND		19.8	0.317	ug/L		12/06/25 15:15	12/09/25 06:29	1
Hexachloroethane	ND		9.90	0.525	ug/L		12/06/25 15:15	12/09/25 06:29	1
Indeno[1,2,3-cd]pyrene	ND		9.90	1.09	ug/L		12/06/25 15:15	12/09/25 06:29	1
Isophorone	ND		9.90	0.792	ug/L		12/06/25 15:15	12/09/25 06:29	1
Naphthalene	ND		9.90	0.743	ug/L		12/06/25 15:15	12/09/25 06:29	1
Nitrobenzene	ND		9.90	0.594	ug/L		12/06/25 15:15	12/09/25 06:29	1
N-Nitrosodi-n-propylamine	ND		9.90	0.327	ug/L		12/06/25 15:15	12/09/25 06:29	1

Eurofins Raleigh

Client Sample Results

Client: S&ME Inc
Project/Site: Lyon Park

Job ID: 752-39890-1

Client Sample ID: A-MW-6

Lab Sample ID: 752-39890-5

Date Collected: 12/03/25 09:45

Matrix: Water

Date Received: 12/04/25 08:00

Method: SW846 8270E - Semivolatile Organic Compounds (GC-MS/MS) (Continued)

Analyte	Result	Qualifier	RL	MDL	Unit	D	Prepared	Analyzed	Dil Fac
N-Nitrosodiphenylamine	ND		9.90	0.188	ug/L		12/06/25 15:15	12/09/25 06:29	1
Pentachlorophenol	ND		9.90	2.77	ug/L		12/06/25 15:15	12/09/25 06:29	1
Phenanthrene	ND		9.90	0.733	ug/L		12/06/25 15:15	12/09/25 06:29	1
Phenol	ND		9.90	0.673	ug/L		12/06/25 15:15	12/09/25 06:29	1
Pyrene	ND		9.90	0.624	ug/L		12/06/25 15:15	12/09/25 06:29	1

Surrogate	%Recovery	Qualifier	Limits				Prepared	Analyzed	Dil Fac
2,4,6-Tribromophenol (Surr)	70		10 - 150				12/06/25 15:15	12/09/25 06:29	1
2-Fluorobiphenyl (Surr)	73		25 - 139				12/06/25 15:15	12/09/25 06:29	1
2-Fluorophenol (Surr)	69		10 - 150				12/06/25 15:15	12/09/25 06:29	1
Nitrobenzene-d5 (Surr)	82		22 - 150				12/06/25 15:15	12/09/25 06:29	1
Phenol-d5 (Surr)	70		10 - 150				12/06/25 15:15	12/09/25 06:29	1
Terphenyl-d14 (Surr)	60		28 - 150				12/06/25 15:15	12/09/25 06:29	1

Method: SW846 6020B - Metals (ICP/MS) - Total Recoverable

Analyte	Result	Qualifier	RL	MDL	Unit	D	Prepared	Analyzed	Dil Fac
Antimony	ND		5.00	2.45	ug/L		12/08/25 10:35	12/09/25 13:14	1
Arsenic	ND		5.00	1.32	ug/L		12/08/25 10:35	12/09/25 13:14	1
Barium	242		10.0	0.410	ug/L		12/08/25 10:35	12/09/25 13:14	1
Beryllium	ND		1.00	0.147	ug/L		12/08/25 10:35	12/09/25 13:14	1
Cadmium	ND		0.700	0.237	ug/L		12/08/25 10:35	12/09/25 13:14	1
Chromium	ND		5.00	3.69	ug/L		12/08/25 10:35	12/09/25 13:14	1
Cobalt	ND		5.00	0.411	ug/L		12/08/25 10:35	12/09/25 13:14	1
Copper	0.727 J		2.00	0.642	ug/L		12/08/25 10:35	12/09/25 13:14	1
Lead	ND		1.00	0.864	ug/L		12/08/25 10:35	12/09/25 13:14	1
Manganese	11.2		5.00	1.29	ug/L		12/08/25 10:35	12/09/25 13:14	1
Nickel	16.6		5.00	0.422	ug/L		12/08/25 10:35	12/09/25 13:14	1
Selenium	ND		5.00	2.29	ug/L		12/08/25 10:35	12/09/25 13:14	1
Silver	ND		1.00	0.167	ug/L		12/08/25 10:35	12/09/25 13:14	1
Thallium	ND		1.00	0.190	ug/L		12/08/25 10:35	12/09/25 13:14	1
Vanadium	2.03 J		5.00	1.22	ug/L		12/08/25 10:35	12/09/25 13:14	1
Zinc	ND		10.0	8.91	ug/L		12/08/25 10:35	12/09/25 13:14	1

Method: SW846 7470A - Mercury (CVAA)

Analyte	Result	Qualifier	RL	MDL	Unit	D	Prepared	Analyzed	Dil Fac
Mercury	ND		0.200	0.166	ug/L		12/08/25 17:03	12/09/25 14:07	1

General Chemistry

Analyte	Result	Qualifier	RL	MDL	Unit	D	Prepared	Analyzed	Dil Fac
Ammonia (MCAWW 350.1-1993 R2.0)	ND		0.250	0.100	mg/L			12/09/25 13:21	1
Nitrite as N (EPA 353.2)	ND		0.100	0.0168	mg/L			12/04/25 16:47	1
Nitrate Nitrite as N (MCAWW 353.2-1993 R2.0)	0.0780 J		0.100	0.0100	mg/L			12/11/25 11:16	1
Nitrate as N (SM Nitrate by calc)	0.0780 J		0.100	0.0100	mg/L			12/11/25 16:15	1
Sulfate (SM 4500 SO4 E)	32.0		5.00	1.40	mg/L			12/06/25 13:18	1

Client Sample Results

Client: S&ME Inc
Project/Site: Lyon Park

Job ID: 752-39890-1

Client Sample ID: A-MW-7

Lab Sample ID: 752-39890-6

Date Collected: 12/03/25 15:35

Matrix: Water

Date Received: 12/04/25 08:00

Method: SW846 8260D - Volatile Organic Compounds by GC/MS

Analyte	Result	Qualifier	RL	MDL	Unit	D	Prepared	Analyzed	Dil Fac
Acetone	ND		25.0	10.0	ug/L			12/09/25 15:35	1
Benzene	ND		1.00	0.500	ug/L			12/09/25 15:35	1
Bromobenzene	ND		1.00	0.540	ug/L			12/09/25 15:35	1
Bromoform	ND		5.00	0.250	ug/L			12/09/25 15:35	1
Bromomethane	ND		1.00	0.980	ug/L			12/09/25 15:35	1
2-Butanone (MEK)	ND		25.0	2.60	ug/L			12/09/25 15:35	1
Carbon disulfide	ND		1.00	0.500	ug/L			12/09/25 15:35	1
Carbon tetrachloride	ND		1.00	0.460	ug/L			12/09/25 15:35	1
Chlorobenzene	ND		1.00	0.420	ug/L			12/09/25 15:35	1
Chlorobromomethane	ND		1.00	0.520	ug/L			12/09/25 15:35	1
Chlorodibromomethane	ND		1.00	0.610	ug/L			12/09/25 15:35	1
Chloroethane	ND		1.00	0.760	ug/L			12/09/25 15:35	1
Chloroform	ND		1.00	0.900	ug/L			12/09/25 15:35	1
Chloromethane	ND		1.00	0.840	ug/L			12/09/25 15:35	1
2-Chlorotoluene	ND		1.00	0.570	ug/L			12/09/25 15:35	1
4-Chlorotoluene	ND		1.00	0.560	ug/L			12/09/25 15:35	1
cis-1,2-Dichloroethene	ND		1.00	0.760	ug/L			12/09/25 15:35	1
cis-1,3-Dichloropropene	ND		5.00	0.500	ug/L			12/09/25 15:35	1
1,2-Dibromo-3-Chloropropane	ND		5.00	1.50	ug/L			12/09/25 15:35	1
Dibromomethane	ND		5.00	0.220	ug/L			12/09/25 15:35	1
1,2-Dichlorobenzene	ND		1.00	0.500	ug/L			12/09/25 15:35	1
1,3-Dichlorobenzene	ND		1.00	0.540	ug/L			12/09/25 15:35	1
1,4-Dichlorobenzene	ND		1.00	0.640	ug/L			12/09/25 15:35	1
Dichlorobromomethane	ND		1.00	0.500	ug/L			12/09/25 15:35	1
1,1-Dichloroethane	ND		1.00	0.500	ug/L			12/09/25 15:35	1
1,2-Dichloroethane	ND		1.00	0.550	ug/L			12/09/25 15:35	1
1,1-Dichloroethene	ND		1.00	0.500	ug/L			12/09/25 15:35	1
1,2-Dichloropropane	ND		1.00	0.500	ug/L			12/09/25 15:35	1
1,3-Dichloropropane	ND		1.00	0.500	ug/L			12/09/25 15:35	1
2,2-Dichloropropane	ND		1.00	0.500	ug/L			12/09/25 15:35	1
1,1-Dichloropropene	ND		1.00	0.340	ug/L			12/09/25 15:35	1
Ethyl acetate	ND		10.0	6.14	ug/L			12/09/25 15:35	1
Ethylbenzene	ND		1.00	0.500	ug/L			12/09/25 15:35	1
Ethylene Dibromide	ND		1.00	0.230	ug/L			12/09/25 15:35	1
Hexachlorobutadiene	ND		5.00	0.900	ug/L			12/09/25 15:35	1
Hexane	ND		1.00	0.960	ug/L			12/09/25 15:35	1
2-Hexanone	ND		25.0	9.10	ug/L			12/09/25 15:35	1
Iodomethane	ND		1.00	0.900	ug/L			12/09/25 15:35	1
Isopropylbenzene	ND		1.00	0.530	ug/L			12/09/25 15:35	1
Isopropyl ether	ND		1.00	0.740	ug/L			12/09/25 15:35	1
4-Isopropyltoluene	ND		1.00	0.710	ug/L			12/09/25 15:35	1
Methylene Chloride	ND		5.00	4.00	ug/L			12/09/25 15:35	1
4-Methyl-2-pentanone (MIBK)	ND		25.0	1.80	ug/L			12/09/25 15:35	1
Methyl tert-butyl ether	ND		1.00	0.220	ug/L			12/09/25 15:35	1
m-Xylene & p-Xylene	ND		5.00	3.00	ug/L			12/09/25 15:35	1
Naphthalene	ND		5.00	3.00	ug/L			12/09/25 15:35	1
n-Butylbenzene	ND		1.00	0.760	ug/L			12/09/25 15:35	1
n-Heptane	ND		1.00	0.690	ug/L			12/09/25 15:35	1
N-Propylbenzene	ND		1.00	0.690	ug/L			12/09/25 15:35	1

Eurofins Raleigh

Client Sample Results

Client: S&ME Inc
Project/Site: Lyon Park

Job ID: 752-39890-1

Client Sample ID: A-MW-7

Lab Sample ID: 752-39890-6

Date Collected: 12/03/25 15:35

Matrix: Water

Date Received: 12/04/25 08:00

Method: SW846 8260D - Volatile Organic Compounds by GC/MS (Continued)

Analyte	Result	Qualifier	RL	MDL	Unit	D	Prepared	Analyzed	Dil Fac
o-Xylene	ND		5.00	3.00	ug/L			12/09/25 15:35	1
sec-Butylbenzene	ND		1.00	0.700	ug/L			12/09/25 15:35	1
Styrene	ND		1.00	1.00	ug/L			12/09/25 15:35	1
tert-Butylbenzene	ND		1.00	0.630	ug/L			12/09/25 15:35	1
1,1,1,2-Tetrachloroethane	ND		1.00	0.380	ug/L			12/09/25 15:35	1
1,1,1,2,2-Tetrachloroethane	ND		1.00	0.500	ug/L			12/09/25 15:35	1
Tetrachloroethene	ND		1.00	0.330	ug/L			12/09/25 15:35	1
Toluene	ND		1.00	0.900	ug/L			12/09/25 15:35	1
trans-1,4-Dichloro-2-butene	ND		5.00	1.00	ug/L			12/09/25 15:35	1
trans-1,2-Dichloroethene	ND		1.00	0.500	ug/L			12/09/25 15:35	1
trans-1,3-Dichloropropene	ND		5.00	0.470	ug/L			12/09/25 15:35	1
1,2,3-Trichlorobenzene	ND		1.00	0.900	ug/L			12/09/25 15:35	1
1,2,4-Trichlorobenzene	ND		1.00	0.820	ug/L			12/09/25 15:35	1
1,1,1-Trichloroethane	ND		1.00	0.390	ug/L			12/09/25 15:35	1
1,1,2-Trichloroethane	ND		5.00	1.00	ug/L			12/09/25 15:35	1
Trichloroethene	ND		1.00	0.480	ug/L			12/09/25 15:35	1
Trichlorofluoromethane	ND		1.00	0.250	ug/L			12/09/25 15:35	1
1,2,3-Trichloropropane	ND		5.00	0.840	ug/L			12/09/25 15:35	1
1,1,2-Trichloro-1,2,2-trifluoroethane	ND		1.00	0.500	ug/L			12/09/25 15:35	1
1,2,4-Trimethylbenzene	ND		1.00	0.820	ug/L			12/09/25 15:35	1
1,3,5-Trimethylbenzene	ND		1.00	0.560	ug/L			12/09/25 15:35	1
Vinyl acetate	ND		25.0	0.930	ug/L			12/09/25 15:35	1
Vinyl chloride	ND		1.00	0.500	ug/L			12/09/25 15:35	1
Xylenes, Total	ND		10.0	6.00	ug/L			12/09/25 15:35	1

Surrogate	%Recovery	Qualifier	Limits	Prepared	Analyzed	Dil Fac
4-Bromofluorobenzene	100		56 - 136		12/09/25 15:35	1
Dibromofluoromethane	102		79 - 130		12/09/25 15:35	1
1,2-Dichloroethane-d4 (Surr)	105		59 - 146		12/09/25 15:35	1
Toluene-d8 (Surr)	100		64 - 132		12/09/25 15:35	1

Method: SW846 8270E SIM ID - Semivolatile Organic Compounds (GC/MS SIM / Isotope Dilution)

Analyte	Result	Qualifier	RL	MDL	Unit	D	Prepared	Analyzed	Dil Fac
1,4-Dioxane	ND		0.282	0.282	ug/L		12/08/25 11:11	12/08/25 19:16	1

Isotope Dilution	%Recovery	Qualifier	Limits	Prepared	Analyzed	Dil Fac
1,4-Dioxane-d8	30		10 - 140	12/08/25 11:11	12/08/25 19:16	1

Method: SW846 8270E - Semivolatile Organic Compounds (GC-MS/MS)

Analyte	Result	Qualifier	RL	MDL	Unit	D	Prepared	Analyzed	Dil Fac
1,1'-Biphenyl	ND		10.0	0.420	ug/L		12/06/25 15:15	12/09/25 07:01	1
2,4,5-Trichlorophenol	ND		10.0	0.540	ug/L		12/06/25 15:15	12/09/25 07:01	1
2,4,6-Trichlorophenol	ND		10.0	1.09	ug/L		12/06/25 15:15	12/09/25 07:01	1
2,4-Dichlorophenol	ND		10.0	0.570	ug/L		12/06/25 15:15	12/09/25 07:01	1
2,4-Dimethylphenol	ND		10.0	0.240	ug/L		12/06/25 15:15	12/09/25 07:01	1
2,4-Dinitrophenol	ND		30.0	4.68	ug/L		12/06/25 15:15	12/09/25 07:01	1
2,4-Dinitrotoluene	ND		10.0	0.650	ug/L		12/06/25 15:15	12/09/25 07:01	1
2,6-Dinitrotoluene	ND		10.0	0.290	ug/L		12/06/25 15:15	12/09/25 07:01	1
2-Chloronaphthalene	ND		10.0	0.380	ug/L		12/06/25 15:15	12/09/25 07:01	1
2-Chlorophenol	ND		10.0	0.840	ug/L		12/06/25 15:15	12/09/25 07:01	1
2-Methylnaphthalene	ND		10.0	0.810	ug/L		12/06/25 15:15	12/09/25 07:01	1

Eurofins Raleigh

Client Sample Results

Client: S&ME Inc
Project/Site: Lyon Park

Job ID: 752-39890-1

Client Sample ID: A-MW-7

Lab Sample ID: 752-39890-6

Date Collected: 12/03/25 15:35

Matrix: Water

Date Received: 12/04/25 08:00

Method: SW846 8270E - Semivolatile Organic Compounds (GC-MS/MS) (Continued)

Analyte	Result	Qualifier	RL	MDL	Unit	D	Prepared	Analyzed	Dil Fac
2-Methylphenol	ND		10.0	0.760	ug/L		12/06/25 15:15	12/09/25 07:01	1
2-Nitroaniline	ND		10.0	1.37	ug/L		12/06/25 15:15	12/09/25 07:01	1
2-Nitrophenol	ND		10.0	1.17	ug/L		12/06/25 15:15	12/09/25 07:01	1
3 & 4 Methylphenol	ND		20.0	4.60	ug/L		12/06/25 15:15	12/09/25 07:01	1
3,3'-Dichlorobenzidine	ND		11.0	0.410	ug/L		12/06/25 15:15	12/09/25 07:01	1
3-Nitroaniline	ND		10.0	0.950	ug/L		12/06/25 15:15	12/09/25 07:01	1
4,6-Dinitro-2-methylphenol	ND		10.0	1.97	ug/L		12/06/25 15:15	12/09/25 07:01	1
4-Bromophenyl phenyl ether	ND		10.0	0.130	ug/L		12/06/25 15:15	12/09/25 07:01	1
4-Chloro-3-methylphenol	ND		10.0	0.730	ug/L		12/06/25 15:15	12/09/25 07:01	1
4-Chloroaniline	ND		10.0	0.580	ug/L		12/06/25 15:15	12/09/25 07:01	1
4-Chlorophenyl phenyl ether	ND		10.0	0.240	ug/L		12/06/25 15:15	12/09/25 07:01	1
4-Nitroaniline	ND		10.0	3.50	ug/L		12/06/25 15:15	12/09/25 07:01	1
4-Nitrophenol	ND		10.0	2.74	ug/L		12/06/25 15:15	12/09/25 07:01	1
Acenaphthene	ND		10.0	0.630	ug/L		12/06/25 15:15	12/09/25 07:01	1
Acenaphthylene	ND		10.0	0.760	ug/L		12/06/25 15:15	12/09/25 07:01	1
Acetophenone	ND		10.0	3.20	ug/L		12/06/25 15:15	12/09/25 07:01	1
Anthracene	ND		10.0	0.910	ug/L		12/06/25 15:15	12/09/25 07:01	1
Atrazine	ND		10.0	1.13	ug/L		12/06/25 15:15	12/09/25 07:01	1
Benzaldehyde	ND		10.0	0.670	ug/L		12/06/25 15:15	12/09/25 07:01	1
Benzo[a]anthracene	ND		10.0	1.00	ug/L		12/06/25 15:15	12/09/25 07:01	1
Benzo[a]pyrene	ND		10.0	1.10	ug/L		12/06/25 15:15	12/09/25 07:01	1
Benzo[b]fluoranthene	ND		10.0	1.20	ug/L		12/06/25 15:15	12/09/25 07:01	1
Benzo[g,h,i]perylene	ND		10.0	1.50	ug/L		12/06/25 15:15	12/09/25 07:01	1
Benzo[k]fluoranthene	ND		10.0	1.50	ug/L		12/06/25 15:15	12/09/25 07:01	1
bis (2-chloroisopropyl) ether	ND		10.0	0.930	ug/L		12/06/25 15:15	12/09/25 07:01	1
Bis(2-chloroethoxy)methane	ND		10.0	0.340	ug/L		12/06/25 15:15	12/09/25 07:01	1
Bis(2-chloroethyl)ether	ND		10.0	0.730	ug/L		12/06/25 15:15	12/09/25 07:01	1
Bis(2-ethylhexyl) phthalate	ND		10.0	4.00	ug/L		12/06/25 15:15	12/09/25 07:01	1
Butyl benzyl phthalate	ND		10.0	4.00	ug/L		12/06/25 15:15	12/09/25 07:01	1
Caprolactam	ND		10.0	2.40	ug/L		12/06/25 15:15	12/09/25 07:01	1
Carbazole	ND		10.0	0.320	ug/L		12/06/25 15:15	12/09/25 07:01	1
Chrysene	ND		10.0	1.20	ug/L		12/06/25 15:15	12/09/25 07:01	1
Dibenz(a,h)anthracene	ND		10.0	1.30	ug/L		12/06/25 15:15	12/09/25 07:01	1
Dibenzofuran	ND		10.0	0.640	ug/L		12/06/25 15:15	12/09/25 07:01	1
Diethyl phthalate	ND		10.0	4.00	ug/L		12/06/25 15:15	12/09/25 07:01	1
Dimethyl phthalate	ND		10.0	4.00	ug/L		12/06/25 15:15	12/09/25 07:01	1
Di-n-butyl phthalate	ND		10.0	8.19	ug/L		12/06/25 15:15	12/09/25 07:01	1
Di-n-octyl phthalate	ND		10.0	4.00	ug/L		12/06/25 15:15	12/09/25 07:01	1
Fluoranthene	ND		10.0	0.630	ug/L		12/06/25 15:15	12/09/25 07:01	1
Fluorene	ND		10.0	0.670	ug/L		12/06/25 15:15	12/09/25 07:01	1
Hexachlorobenzene	ND		10.0	0.250	ug/L		12/06/25 15:15	12/09/25 07:01	1
Hexachlorobutadiene	ND		10.0	0.550	ug/L		12/06/25 15:15	12/09/25 07:01	1
Hexachlorocyclopentadiene	ND		20.0	0.320	ug/L		12/06/25 15:15	12/09/25 07:01	1
Hexachloroethane	ND		10.0	0.530	ug/L		12/06/25 15:15	12/09/25 07:01	1
Indeno[1,2,3-cd]pyrene	ND		10.0	1.10	ug/L		12/06/25 15:15	12/09/25 07:01	1
Isophorone	ND		10.0	0.800	ug/L		12/06/25 15:15	12/09/25 07:01	1
Naphthalene	ND		10.0	0.750	ug/L		12/06/25 15:15	12/09/25 07:01	1
Nitrobenzene	ND		10.0	0.600	ug/L		12/06/25 15:15	12/09/25 07:01	1
N-Nitrosodi-n-propylamine	ND		10.0	0.330	ug/L		12/06/25 15:15	12/09/25 07:01	1

Eurofins Raleigh

Client Sample Results

Client: S&ME Inc
Project/Site: Lyon Park

Job ID: 752-39890-1

Client Sample ID: A-MW-7

Lab Sample ID: 752-39890-6

Date Collected: 12/03/25 15:35

Matrix: Water

Date Received: 12/04/25 08:00

Method: SW846 8270E - Semivolatile Organic Compounds (GC-MS/MS) (Continued)

Analyte	Result	Qualifier	RL	MDL	Unit	D	Prepared	Analyzed	Dil Fac
N-Nitrosodiphenylamine	ND		10.0	0.190	ug/L		12/06/25 15:15	12/09/25 07:01	1
Pentachlorophenol	ND		10.0	2.80	ug/L		12/06/25 15:15	12/09/25 07:01	1
Phenanthrene	ND		10.0	0.740	ug/L		12/06/25 15:15	12/09/25 07:01	1
Phenol	ND		10.0	0.680	ug/L		12/06/25 15:15	12/09/25 07:01	1
Pyrene	ND		10.0	0.630	ug/L		12/06/25 15:15	12/09/25 07:01	1

Surrogate	%Recovery	Qualifier	Limits	Prepared	Analyzed	Dil Fac
2,4,6-Tribromophenol (Surr)	68		10 - 150	12/06/25 15:15	12/09/25 07:01	1
2-Fluorobiphenyl (Surr)	78		25 - 139	12/06/25 15:15	12/09/25 07:01	1
2-Fluorophenol (Surr)	66		10 - 150	12/06/25 15:15	12/09/25 07:01	1
Nitrobenzene-d5 (Surr)	82		22 - 150	12/06/25 15:15	12/09/25 07:01	1
Phenol-d5 (Surr)	65		10 - 150	12/06/25 15:15	12/09/25 07:01	1
Terphenyl-d14 (Surr)	56		28 - 150	12/06/25 15:15	12/09/25 07:01	1

Method: SW846 6020B - Metals (ICP/MS) - Total Recoverable

Analyte	Result	Qualifier	RL	MDL	Unit	D	Prepared	Analyzed	Dil Fac
Antimony	ND		5.00	2.45	ug/L		12/08/25 10:35	12/09/25 13:20	1
Arsenic	ND		5.00	1.32	ug/L		12/08/25 10:35	12/09/25 13:20	1
Barium	27.2		10.0	0.410	ug/L		12/08/25 10:35	12/09/25 13:20	1
Beryllium	ND		1.00	0.147	ug/L		12/08/25 10:35	12/09/25 13:20	1
Cadmium	ND		0.700	0.237	ug/L		12/08/25 10:35	12/09/25 13:20	1
Chromium	ND		5.00	3.69	ug/L		12/08/25 10:35	12/09/25 13:20	1
Cobalt	0.848	J	5.00	0.411	ug/L		12/08/25 10:35	12/09/25 13:20	1
Copper	0.952	J	2.00	0.642	ug/L		12/08/25 10:35	12/09/25 13:20	1
Lead	ND		1.00	0.864	ug/L		12/08/25 10:35	12/09/25 13:20	1
Manganese	130		5.00	1.29	ug/L		12/08/25 10:35	12/09/25 13:20	1
Nickel	1.07	J	5.00	0.422	ug/L		12/08/25 10:35	12/09/25 13:20	1
Selenium	ND		5.00	2.29	ug/L		12/08/25 10:35	12/09/25 13:20	1
Silver	ND		1.00	0.167	ug/L		12/08/25 10:35	12/09/25 13:20	1
Thallium	ND		1.00	0.190	ug/L		12/08/25 10:35	12/09/25 13:20	1
Vanadium	1.30	J	5.00	1.22	ug/L		12/08/25 10:35	12/09/25 13:20	1
Zinc	ND		10.0	8.91	ug/L		12/08/25 10:35	12/09/25 13:20	1

Method: SW846 7470A - Mercury (CVAA)

Analyte	Result	Qualifier	RL	MDL	Unit	D	Prepared	Analyzed	Dil Fac
Mercury	ND		0.200	0.166	ug/L		12/08/25 17:03	12/09/25 14:11	1

General Chemistry

Analyte	Result	Qualifier	RL	MDL	Unit	D	Prepared	Analyzed	Dil Fac
Ammonia (MCAWW 350.1-1993 R2.0)	ND		0.250	0.100	mg/L			12/09/25 13:24	1
Nitrite as N (EPA 353.2)	ND		0.100	0.0168	mg/L			12/04/25 16:48	1
Nitrate Nitrite as N (MCAWW 353.2-1993 R2.0)	0.111		0.100	0.0100	mg/L			12/11/25 11:18	1
Nitrate as N (SM Nitrate by calc)	0.111		0.100	0.0100	mg/L			12/11/25 16:15	1
Sulfate (SM 4500 SO4 E)	482		100	28.0	mg/L			12/06/25 14:21	20

Client Sample Results

Client: S&ME Inc
Project/Site: Lyon Park

Job ID: 752-39890-1

Client Sample ID: A-MW-8

Lab Sample ID: 752-39890-7

Date Collected: 12/03/25 14:55

Matrix: Water

Date Received: 12/04/25 08:00

Method: SW846 8260D - Volatile Organic Compounds by GC/MS

Analyte	Result	Qualifier	RL	MDL	Unit	D	Prepared	Analyzed	Dil Fac
Acetone	ND		25.0	10.0	ug/L			12/09/25 15:55	1
Benzene	ND		1.00	0.500	ug/L			12/09/25 15:55	1
Bromobenzene	ND		1.00	0.540	ug/L			12/09/25 15:55	1
Bromoform	ND		5.00	0.250	ug/L			12/09/25 15:55	1
Bromomethane	ND		1.00	0.980	ug/L			12/09/25 15:55	1
2-Butanone (MEK)	ND		25.0	2.60	ug/L			12/09/25 15:55	1
Carbon disulfide	ND		1.00	0.500	ug/L			12/09/25 15:55	1
Carbon tetrachloride	ND		1.00	0.460	ug/L			12/09/25 15:55	1
Chlorobenzene	ND		1.00	0.420	ug/L			12/09/25 15:55	1
Chlorobromomethane	ND		1.00	0.520	ug/L			12/09/25 15:55	1
Chlorodibromomethane	ND		1.00	0.610	ug/L			12/09/25 15:55	1
Chloroethane	ND		1.00	0.760	ug/L			12/09/25 15:55	1
Chloroform	ND		1.00	0.900	ug/L			12/09/25 15:55	1
Chloromethane	ND		1.00	0.840	ug/L			12/09/25 15:55	1
2-Chlorotoluene	ND		1.00	0.570	ug/L			12/09/25 15:55	1
4-Chlorotoluene	ND		1.00	0.560	ug/L			12/09/25 15:55	1
cis-1,2-Dichloroethene	ND		1.00	0.760	ug/L			12/09/25 15:55	1
cis-1,3-Dichloropropene	ND		5.00	0.500	ug/L			12/09/25 15:55	1
1,2-Dibromo-3-Chloropropane	ND		5.00	1.50	ug/L			12/09/25 15:55	1
Dibromomethane	ND		5.00	0.220	ug/L			12/09/25 15:55	1
1,2-Dichlorobenzene	ND		1.00	0.500	ug/L			12/09/25 15:55	1
1,3-Dichlorobenzene	ND		1.00	0.540	ug/L			12/09/25 15:55	1
1,4-Dichlorobenzene	ND		1.00	0.640	ug/L			12/09/25 15:55	1
Dichlorobromomethane	ND		1.00	0.500	ug/L			12/09/25 15:55	1
1,1-Dichloroethane	ND		1.00	0.500	ug/L			12/09/25 15:55	1
1,2-Dichloroethane	ND		1.00	0.550	ug/L			12/09/25 15:55	1
1,1-Dichloroethene	ND		1.00	0.500	ug/L			12/09/25 15:55	1
1,2-Dichloropropane	ND		1.00	0.500	ug/L			12/09/25 15:55	1
1,3-Dichloropropane	ND		1.00	0.500	ug/L			12/09/25 15:55	1
2,2-Dichloropropane	ND		1.00	0.500	ug/L			12/09/25 15:55	1
1,1-Dichloropropene	ND		1.00	0.340	ug/L			12/09/25 15:55	1
Ethyl acetate	ND		10.0	6.14	ug/L			12/09/25 15:55	1
Ethylbenzene	ND		1.00	0.500	ug/L			12/09/25 15:55	1
Ethylene Dibromide	ND		1.00	0.230	ug/L			12/09/25 15:55	1
Hexachlorobutadiene	ND		5.00	0.900	ug/L			12/09/25 15:55	1
Hexane	ND		1.00	0.960	ug/L			12/09/25 15:55	1
2-Hexanone	ND		25.0	9.10	ug/L			12/09/25 15:55	1
Iodomethane	ND		1.00	0.900	ug/L			12/09/25 15:55	1
Isopropylbenzene	ND		1.00	0.530	ug/L			12/09/25 15:55	1
Isopropyl ether	ND		1.00	0.740	ug/L			12/09/25 15:55	1
4-Isopropyltoluene	ND		1.00	0.710	ug/L			12/09/25 15:55	1
Methylene Chloride	ND		5.00	4.00	ug/L			12/09/25 15:55	1
4-Methyl-2-pentanone (MIBK)	ND		25.0	1.80	ug/L			12/09/25 15:55	1
Methyl tert-butyl ether	ND		1.00	0.220	ug/L			12/09/25 15:55	1
m-Xylene & p-Xylene	ND		5.00	3.00	ug/L			12/09/25 15:55	1
Naphthalene	ND		5.00	3.00	ug/L			12/09/25 15:55	1
n-Butylbenzene	ND		1.00	0.760	ug/L			12/09/25 15:55	1
n-Heptane	ND		1.00	0.690	ug/L			12/09/25 15:55	1
N-Propylbenzene	ND		1.00	0.690	ug/L			12/09/25 15:55	1

Eurofins Raleigh

Client Sample Results

Client: S&ME Inc
Project/Site: Lyon Park

Job ID: 752-39890-1

Client Sample ID: A-MW-8

Lab Sample ID: 752-39890-7

Date Collected: 12/03/25 14:55

Matrix: Water

Date Received: 12/04/25 08:00

Method: SW846 8260D - Volatile Organic Compounds by GC/MS (Continued)

Analyte	Result	Qualifier	RL	MDL	Unit	D	Prepared	Analyzed	Dil Fac
o-Xylene	ND		5.00	3.00	ug/L			12/09/25 15:55	1
sec-Butylbenzene	ND		1.00	0.700	ug/L			12/09/25 15:55	1
Styrene	ND		1.00	1.00	ug/L			12/09/25 15:55	1
tert-Butylbenzene	ND		1.00	0.630	ug/L			12/09/25 15:55	1
1,1,1,2-Tetrachloroethane	ND		1.00	0.380	ug/L			12/09/25 15:55	1
1,1,2,2-Tetrachloroethane	ND		1.00	0.500	ug/L			12/09/25 15:55	1
Tetrachloroethene	ND		1.00	0.330	ug/L			12/09/25 15:55	1
Toluene	ND		1.00	0.900	ug/L			12/09/25 15:55	1
trans-1,4-Dichloro-2-butene	ND		5.00	1.00	ug/L			12/09/25 15:55	1
trans-1,2-Dichloroethene	ND		1.00	0.500	ug/L			12/09/25 15:55	1
trans-1,3-Dichloropropene	ND		5.00	0.470	ug/L			12/09/25 15:55	1
1,2,3-Trichlorobenzene	ND		1.00	0.900	ug/L			12/09/25 15:55	1
1,2,4-Trichlorobenzene	ND		1.00	0.820	ug/L			12/09/25 15:55	1
1,1,1-Trichloroethane	ND		1.00	0.390	ug/L			12/09/25 15:55	1
1,1,2-Trichloroethane	ND		5.00	1.00	ug/L			12/09/25 15:55	1
Trichloroethene	ND		1.00	0.480	ug/L			12/09/25 15:55	1
Trichlorofluoromethane	ND		1.00	0.250	ug/L			12/09/25 15:55	1
1,2,3-Trichloropropane	ND		5.00	0.840	ug/L			12/09/25 15:55	1
1,1,2-Trichloro-1,2,2-trifluoroethane	ND		1.00	0.500	ug/L			12/09/25 15:55	1
1,2,4-Trimethylbenzene	ND		1.00	0.820	ug/L			12/09/25 15:55	1
1,3,5-Trimethylbenzene	ND		1.00	0.560	ug/L			12/09/25 15:55	1
Vinyl acetate	ND		25.0	0.930	ug/L			12/09/25 15:55	1
Vinyl chloride	ND		1.00	0.500	ug/L			12/09/25 15:55	1
Xylenes, Total	ND		10.0	6.00	ug/L			12/09/25 15:55	1

Surrogate	%Recovery	Qualifier	Limits	Prepared	Analyzed	Dil Fac
4-Bromofluorobenzene	99		56 - 136		12/09/25 15:55	1
Dibromofluoromethane	103		79 - 130		12/09/25 15:55	1
1,2-Dichloroethane-d4 (Surr)	104		59 - 146		12/09/25 15:55	1
Toluene-d8 (Surr)	99		64 - 132		12/09/25 15:55	1

Method: SW846 8270E SIM ID - Semivolatile Organic Compounds (GC/MS SIM / Isotope Dilution)

Analyte	Result	Qualifier	RL	MDL	Unit	D	Prepared	Analyzed	Dil Fac
1,4-Dioxane	ND		0.307	0.307	ug/L		12/08/25 11:11	12/08/25 19:37	1

Isotope Dilution	%Recovery	Qualifier	Limits	Prepared	Analyzed	Dil Fac
1,4-Dioxane-d8	30		10 - 140	12/08/25 11:11	12/08/25 19:37	1

Method: SW846 8270E - Semivolatile Organic Compounds (GC-MS/MS)

Analyte	Result	Qualifier	RL	MDL	Unit	D	Prepared	Analyzed	Dil Fac
1,1'-Biphenyl	ND		9.87	0.414	ug/L		12/06/25 15:15	12/09/25 07:34	1
2,4,5-Trichlorophenol	ND		9.87	0.533	ug/L		12/06/25 15:15	12/09/25 07:34	1
2,4,6-Trichlorophenol	ND		9.87	1.08	ug/L		12/06/25 15:15	12/09/25 07:34	1
2,4-Dichlorophenol	ND		9.87	0.563	ug/L		12/06/25 15:15	12/09/25 07:34	1
2,4-Dimethylphenol	ND		9.87	0.237	ug/L		12/06/25 15:15	12/09/25 07:34	1
2,4-Dinitrophenol	ND		29.6	4.62	ug/L		12/06/25 15:15	12/09/25 07:34	1
2,4-Dinitrotoluene	ND		9.87	0.641	ug/L		12/06/25 15:15	12/09/25 07:34	1
2,6-Dinitrotoluene	ND		9.87	0.286	ug/L		12/06/25 15:15	12/09/25 07:34	1
2-Chloronaphthalene	ND		9.87	0.375	ug/L		12/06/25 15:15	12/09/25 07:34	1
2-Chlorophenol	ND		9.87	0.829	ug/L		12/06/25 15:15	12/09/25 07:34	1
2-Methylnaphthalene	ND		9.87	0.799	ug/L		12/06/25 15:15	12/09/25 07:34	1

Eurofins Raleigh

Client Sample Results

Client: S&ME Inc
Project/Site: Lyon Park

Job ID: 752-39890-1

Client Sample ID: A-MW-8

Lab Sample ID: 752-39890-7

Date Collected: 12/03/25 14:55

Matrix: Water

Date Received: 12/04/25 08:00

Method: SW846 8270E - Semivolatile Organic Compounds (GC-MS/MS) (Continued)

Analyte	Result	Qualifier	RL	MDL	Unit	D	Prepared	Analyzed	Dil Fac
2-Methylphenol	ND		9.87	0.750	ug/L		12/06/25 15:15	12/09/25 07:34	1
2-Nitroaniline	ND		9.87	1.35	ug/L		12/06/25 15:15	12/09/25 07:34	1
2-Nitrophenol	ND		9.87	1.15	ug/L		12/06/25 15:15	12/09/25 07:34	1
3 & 4 Methylphenol	ND		19.7	4.54	ug/L		12/06/25 15:15	12/09/25 07:34	1
3,3'-Dichlorobenzidine	ND		10.9	0.405	ug/L		12/06/25 15:15	12/09/25 07:34	1
3-Nitroaniline	ND		9.87	0.938	ug/L		12/06/25 15:15	12/09/25 07:34	1
4,6-Dinitro-2-methylphenol	ND		9.87	1.94	ug/L		12/06/25 15:15	12/09/25 07:34	1
4-Bromophenyl phenyl ether	ND		9.87	0.128	ug/L		12/06/25 15:15	12/09/25 07:34	1
4-Chloro-3-methylphenol	ND		9.87	0.720	ug/L		12/06/25 15:15	12/09/25 07:34	1
4-Chloroaniline	ND		9.87	0.572	ug/L		12/06/25 15:15	12/09/25 07:34	1
4-Chlorophenyl phenyl ether	ND		9.87	0.237	ug/L		12/06/25 15:15	12/09/25 07:34	1
4-Nitroaniline	ND		9.87	3.45	ug/L		12/06/25 15:15	12/09/25 07:34	1
4-Nitrophenol	ND		9.87	2.70	ug/L		12/06/25 15:15	12/09/25 07:34	1
Acenaphthene	ND		9.87	0.622	ug/L		12/06/25 15:15	12/09/25 07:34	1
Acenaphthylene	ND		9.87	0.750	ug/L		12/06/25 15:15	12/09/25 07:34	1
Acetophenone	ND		9.87	3.16	ug/L		12/06/25 15:15	12/09/25 07:34	1
Anthracene	ND		9.87	0.898	ug/L		12/06/25 15:15	12/09/25 07:34	1
Atrazine	ND		9.87	1.12	ug/L		12/06/25 15:15	12/09/25 07:34	1
Benzaldehyde	ND		9.87	0.661	ug/L		12/06/25 15:15	12/09/25 07:34	1
Benzo[a]anthracene	ND		9.87	0.987	ug/L		12/06/25 15:15	12/09/25 07:34	1
Benzo[a]pyrene	ND		9.87	1.09	ug/L		12/06/25 15:15	12/09/25 07:34	1
Benzo[b]fluoranthene	ND		9.87	1.18	ug/L		12/06/25 15:15	12/09/25 07:34	1
Benzo[g,h,i]perylene	ND		9.87	1.48	ug/L		12/06/25 15:15	12/09/25 07:34	1
Benzo[k]fluoranthene	ND		9.87	1.48	ug/L		12/06/25 15:15	12/09/25 07:34	1
bis (2-chloroisopropyl) ether	ND		9.87	0.918	ug/L		12/06/25 15:15	12/09/25 07:34	1
Bis(2-chloroethoxy)methane	ND		9.87	0.336	ug/L		12/06/25 15:15	12/09/25 07:34	1
Bis(2-chloroethyl)ether	ND		9.87	0.720	ug/L		12/06/25 15:15	12/09/25 07:34	1
Bis(2-ethylhexyl) phthalate	ND		9.87	3.95	ug/L		12/06/25 15:15	12/09/25 07:34	1
Butyl benzyl phthalate	ND		9.87	3.95	ug/L		12/06/25 15:15	12/09/25 07:34	1
Caprolactam	ND		9.87	2.37	ug/L		12/06/25 15:15	12/09/25 07:34	1
Carbazole	ND		9.87	0.316	ug/L		12/06/25 15:15	12/09/25 07:34	1
Chrysene	ND		9.87	1.18	ug/L		12/06/25 15:15	12/09/25 07:34	1
Dibenz(a,h)anthracene	ND		9.87	1.28	ug/L		12/06/25 15:15	12/09/25 07:34	1
Dibenzofuran	ND		9.87	0.632	ug/L		12/06/25 15:15	12/09/25 07:34	1
Diethyl phthalate	ND		9.87	3.95	ug/L		12/06/25 15:15	12/09/25 07:34	1
Dimethyl phthalate	ND		9.87	3.95	ug/L		12/06/25 15:15	12/09/25 07:34	1
Di-n-butyl phthalate	ND		9.87	8.08	ug/L		12/06/25 15:15	12/09/25 07:34	1
Di-n-octyl phthalate	ND		9.87	3.95	ug/L		12/06/25 15:15	12/09/25 07:34	1
Fluoranthene	ND		9.87	0.622	ug/L		12/06/25 15:15	12/09/25 07:34	1
Fluorene	ND		9.87	0.661	ug/L		12/06/25 15:15	12/09/25 07:34	1
Hexachlorobenzene	ND		9.87	0.247	ug/L		12/06/25 15:15	12/09/25 07:34	1
Hexachlorobutadiene	ND		9.87	0.543	ug/L		12/06/25 15:15	12/09/25 07:34	1
Hexachlorocyclopentadiene	ND		19.7	0.316	ug/L		12/06/25 15:15	12/09/25 07:34	1
Hexachloroethane	ND		9.87	0.523	ug/L		12/06/25 15:15	12/09/25 07:34	1
Indeno[1,2,3-cd]pyrene	ND		9.87	1.09	ug/L		12/06/25 15:15	12/09/25 07:34	1
Isophorone	ND		9.87	0.789	ug/L		12/06/25 15:15	12/09/25 07:34	1
Naphthalene	ND		9.87	0.740	ug/L		12/06/25 15:15	12/09/25 07:34	1
Nitrobenzene	ND		9.87	0.592	ug/L		12/06/25 15:15	12/09/25 07:34	1
N-Nitrosodi-n-propylamine	ND		9.87	0.326	ug/L		12/06/25 15:15	12/09/25 07:34	1

Eurofins Raleigh

Client Sample Results

Client: S&ME Inc
Project/Site: Lyon Park

Job ID: 752-39890-1

Client Sample ID: A-MW-8

Lab Sample ID: 752-39890-7

Date Collected: 12/03/25 14:55

Matrix: Water

Date Received: 12/04/25 08:00

Method: SW846 8270E - Semivolatile Organic Compounds (GC-MS/MS) (Continued)

Analyte	Result	Qualifier	RL	MDL	Unit	D	Prepared	Analyzed	Dil Fac
N-Nitrosodiphenylamine	ND		9.87	0.188	ug/L		12/06/25 15:15	12/09/25 07:34	1
Pentachlorophenol	ND		9.87	2.76	ug/L		12/06/25 15:15	12/09/25 07:34	1
Phenanthrene	ND		9.87	0.730	ug/L		12/06/25 15:15	12/09/25 07:34	1
Phenol	ND		9.87	0.671	ug/L		12/06/25 15:15	12/09/25 07:34	1
Pyrene	ND		9.87	0.622	ug/L		12/06/25 15:15	12/09/25 07:34	1

Surrogate	%Recovery	Qualifier	Limits				Prepared	Analyzed	Dil Fac
2,4,6-Tribromophenol (Surr)	69		10 - 150				12/06/25 15:15	12/09/25 07:34	1
2-Fluorobiphenyl (Surr)	81		25 - 139				12/06/25 15:15	12/09/25 07:34	1
2-Fluorophenol (Surr)	65		10 - 150				12/06/25 15:15	12/09/25 07:34	1
Nitrobenzene-d5 (Surr)	79		22 - 150				12/06/25 15:15	12/09/25 07:34	1
Phenol-d5 (Surr)	63		10 - 150				12/06/25 15:15	12/09/25 07:34	1
Terphenyl-d14 (Surr)	54		28 - 150				12/06/25 15:15	12/09/25 07:34	1

Method: SW846 6020B - Metals (ICP/MS) - Total Recoverable

Analyte	Result	Qualifier	RL	MDL	Unit	D	Prepared	Analyzed	Dil Fac
Antimony	ND		5.00	2.45	ug/L		12/08/25 10:35	12/09/25 13:26	1
Arsenic	ND		5.00	1.32	ug/L		12/08/25 10:35	12/09/25 13:26	1
Barium	43.6		10.0	0.410	ug/L		12/08/25 10:35	12/09/25 13:26	1
Beryllium	ND		1.00	0.147	ug/L		12/08/25 10:35	12/09/25 13:26	1
Cadmium	ND		0.700	0.237	ug/L		12/08/25 10:35	12/09/25 13:26	1
Chromium	ND		5.00	3.69	ug/L		12/08/25 10:35	12/09/25 13:26	1
Cobalt	1.33	J	5.00	0.411	ug/L		12/08/25 10:35	12/09/25 13:26	1
Copper	1.58	J	2.00	0.642	ug/L		12/08/25 10:35	12/09/25 13:26	1
Lead	ND		1.00	0.864	ug/L		12/08/25 10:35	12/09/25 13:26	1
Manganese	32.6		5.00	1.29	ug/L		12/08/25 10:35	12/09/25 13:26	1
Nickel	0.872	J	5.00	0.422	ug/L		12/08/25 10:35	12/09/25 13:26	1
Selenium	ND		5.00	2.29	ug/L		12/08/25 10:35	12/09/25 13:26	1
Silver	ND		1.00	0.167	ug/L		12/08/25 10:35	12/09/25 13:26	1
Thallium	ND		1.00	0.190	ug/L		12/08/25 10:35	12/09/25 13:26	1
Vanadium	4.40	J	5.00	1.22	ug/L		12/08/25 10:35	12/09/25 13:26	1
Zinc	ND		10.0	8.91	ug/L		12/08/25 10:35	12/09/25 13:26	1

Method: SW846 7470A - Mercury (CVAA)

Analyte	Result	Qualifier	RL	MDL	Unit	D	Prepared	Analyzed	Dil Fac
Mercury	0.369		0.200	0.166	ug/L		12/08/25 17:03	12/09/25 14:15	1

General Chemistry

Analyte	Result	Qualifier	RL	MDL	Unit	D	Prepared	Analyzed	Dil Fac
Ammonia (MCAWW 350.1-1993 R2.0)	ND		0.250	0.100	mg/L			12/09/25 13:27	1
Nitrite as N (EPA 353.2)	ND	F1	0.100	0.0168	mg/L			12/04/25 16:51	1
Nitrate Nitrite as N (MCAWW 353.2-1993 R2.0)	3.82		0.500	0.0500	mg/L			12/11/25 11:20	5
Nitrate as N (SM Nitrate by calc)	3.82		0.100	0.0100	mg/L			12/11/25 16:15	1
Sulfate (SM 4500 SO4 E)	482		100	28.0	mg/L			12/06/25 14:21	20

Client Sample Results

Client: S&ME Inc
Project/Site: Lyon Park

Job ID: 752-39890-1

Client Sample ID: A-MW-9

Lab Sample ID: 752-39890-8

Date Collected: 12/03/25 14:30

Matrix: Water

Date Received: 12/04/25 08:00

Method: SW846 8260D - Volatile Organic Compounds by GC/MS

Analyte	Result	Qualifier	RL	MDL	Unit	D	Prepared	Analyzed	Dil Fac
Acetone	ND		25.0	10.0	ug/L			12/09/25 16:16	1
Benzene	ND		1.00	0.500	ug/L			12/09/25 16:16	1
Bromobenzene	ND		1.00	0.540	ug/L			12/09/25 16:16	1
Bromoform	ND		5.00	0.250	ug/L			12/09/25 16:16	1
Bromomethane	ND		1.00	0.980	ug/L			12/09/25 16:16	1
2-Butanone (MEK)	ND		25.0	2.60	ug/L			12/09/25 16:16	1
Carbon disulfide	ND		1.00	0.500	ug/L			12/09/25 16:16	1
Carbon tetrachloride	ND		1.00	0.460	ug/L			12/09/25 16:16	1
Chlorobenzene	ND		1.00	0.420	ug/L			12/09/25 16:16	1
Chlorobromomethane	ND		1.00	0.520	ug/L			12/09/25 16:16	1
Chlorodibromomethane	ND		1.00	0.610	ug/L			12/09/25 16:16	1
Chloroethane	ND		1.00	0.760	ug/L			12/09/25 16:16	1
Chloroform	ND		1.00	0.900	ug/L			12/09/25 16:16	1
Chloromethane	ND		1.00	0.840	ug/L			12/09/25 16:16	1
2-Chlorotoluene	ND		1.00	0.570	ug/L			12/09/25 16:16	1
4-Chlorotoluene	ND		1.00	0.560	ug/L			12/09/25 16:16	1
cis-1,2-Dichloroethene	ND		1.00	0.760	ug/L			12/09/25 16:16	1
cis-1,3-Dichloropropene	ND		5.00	0.500	ug/L			12/09/25 16:16	1
1,2-Dibromo-3-Chloropropane	ND		5.00	1.50	ug/L			12/09/25 16:16	1
Dibromomethane	ND		5.00	0.220	ug/L			12/09/25 16:16	1
1,2-Dichlorobenzene	ND		1.00	0.500	ug/L			12/09/25 16:16	1
1,3-Dichlorobenzene	ND		1.00	0.540	ug/L			12/09/25 16:16	1
1,4-Dichlorobenzene	ND		1.00	0.640	ug/L			12/09/25 16:16	1
Dichlorobromomethane	ND		1.00	0.500	ug/L			12/09/25 16:16	1
1,1-Dichloroethane	ND		1.00	0.500	ug/L			12/09/25 16:16	1
1,2-Dichloroethane	ND		1.00	0.550	ug/L			12/09/25 16:16	1
1,1-Dichloroethene	ND		1.00	0.500	ug/L			12/09/25 16:16	1
1,2-Dichloropropane	ND		1.00	0.500	ug/L			12/09/25 16:16	1
1,3-Dichloropropane	ND		1.00	0.500	ug/L			12/09/25 16:16	1
2,2-Dichloropropane	ND		1.00	0.500	ug/L			12/09/25 16:16	1
1,1-Dichloropropene	ND		1.00	0.340	ug/L			12/09/25 16:16	1
Ethyl acetate	ND		10.0	6.14	ug/L			12/09/25 16:16	1
Ethylbenzene	ND		1.00	0.500	ug/L			12/09/25 16:16	1
Ethylene Dibromide	ND		1.00	0.230	ug/L			12/09/25 16:16	1
Hexachlorobutadiene	ND		5.00	0.900	ug/L			12/09/25 16:16	1
Hexane	ND		1.00	0.960	ug/L			12/09/25 16:16	1
2-Hexanone	ND		25.0	9.10	ug/L			12/09/25 16:16	1
Iodomethane	ND		1.00	0.900	ug/L			12/09/25 16:16	1
Isopropylbenzene	ND		1.00	0.530	ug/L			12/09/25 16:16	1
Isopropyl ether	ND		1.00	0.740	ug/L			12/09/25 16:16	1
4-Isopropyltoluene	ND		1.00	0.710	ug/L			12/09/25 16:16	1
Methylene Chloride	ND		5.00	4.00	ug/L			12/09/25 16:16	1
4-Methyl-2-pentanone (MIBK)	ND		25.0	1.80	ug/L			12/09/25 16:16	1
Methyl tert-butyl ether	ND		1.00	0.220	ug/L			12/09/25 16:16	1
m-Xylene & p-Xylene	ND		5.00	3.00	ug/L			12/09/25 16:16	1
Naphthalene	ND		5.00	3.00	ug/L			12/09/25 16:16	1
n-Butylbenzene	ND		1.00	0.760	ug/L			12/09/25 16:16	1
n-Heptane	ND		1.00	0.690	ug/L			12/09/25 16:16	1
N-Propylbenzene	ND		1.00	0.690	ug/L			12/09/25 16:16	1

Eurofins Raleigh

Client Sample Results

Client: S&ME Inc
Project/Site: Lyon Park

Job ID: 752-39890-1

Client Sample ID: A-MW-9

Lab Sample ID: 752-39890-8

Date Collected: 12/03/25 14:30

Matrix: Water

Date Received: 12/04/25 08:00

Method: SW846 8260D - Volatile Organic Compounds by GC/MS (Continued)

Analyte	Result	Qualifier	RL	MDL	Unit	D	Prepared	Analyzed	Dil Fac
o-Xylene	ND		5.00	3.00	ug/L			12/09/25 16:16	1
sec-Butylbenzene	ND		1.00	0.700	ug/L			12/09/25 16:16	1
Styrene	ND		1.00	1.00	ug/L			12/09/25 16:16	1
tert-Butylbenzene	ND		1.00	0.630	ug/L			12/09/25 16:16	1
1,1,1,2-Tetrachloroethane	ND		1.00	0.380	ug/L			12/09/25 16:16	1
1,1,1,2,2-Tetrachloroethane	ND		1.00	0.500	ug/L			12/09/25 16:16	1
Tetrachloroethene	ND		1.00	0.330	ug/L			12/09/25 16:16	1
Toluene	ND		1.00	0.900	ug/L			12/09/25 16:16	1
trans-1,4-Dichloro-2-butene	ND		5.00	1.00	ug/L			12/09/25 16:16	1
trans-1,2-Dichloroethene	ND		1.00	0.500	ug/L			12/09/25 16:16	1
trans-1,3-Dichloropropene	ND		5.00	0.470	ug/L			12/09/25 16:16	1
1,2,3-Trichlorobenzene	ND		1.00	0.900	ug/L			12/09/25 16:16	1
1,2,4-Trichlorobenzene	ND		1.00	0.820	ug/L			12/09/25 16:16	1
1,1,1-Trichloroethane	ND		1.00	0.390	ug/L			12/09/25 16:16	1
1,1,2-Trichloroethane	ND		5.00	1.00	ug/L			12/09/25 16:16	1
Trichloroethene	ND		1.00	0.480	ug/L			12/09/25 16:16	1
Trichlorofluoromethane	ND		1.00	0.250	ug/L			12/09/25 16:16	1
1,2,3-Trichloropropane	ND		5.00	0.840	ug/L			12/09/25 16:16	1
1,1,2-Trichloro-1,2,2-trifluoroethane	ND		1.00	0.500	ug/L			12/09/25 16:16	1
1,2,4-Trimethylbenzene	ND		1.00	0.820	ug/L			12/09/25 16:16	1
1,3,5-Trimethylbenzene	ND		1.00	0.560	ug/L			12/09/25 16:16	1
Vinyl acetate	ND		25.0	0.930	ug/L			12/09/25 16:16	1
Vinyl chloride	ND		1.00	0.500	ug/L			12/09/25 16:16	1
Xylenes, Total	ND		10.0	6.00	ug/L			12/09/25 16:16	1

Surrogate	%Recovery	Qualifier	Limits	Prepared	Analyzed	Dil Fac
4-Bromofluorobenzene	99		56 - 136		12/09/25 16:16	1
Dibromofluoromethane	102		79 - 130		12/09/25 16:16	1
1,2-Dichloroethane-d4 (Surr)	104		59 - 146		12/09/25 16:16	1
Toluene-d8 (Surr)	100		64 - 132		12/09/25 16:16	1

Method: SW846 8270E SIM ID - Semivolatile Organic Compounds (GC/MS SIM / Isotope Dilution)

Analyte	Result	Qualifier	RL	MDL	Unit	D	Prepared	Analyzed	Dil Fac
1,4-Dioxane	ND		0.283	0.283	ug/L		12/08/25 11:11	12/08/25 19:58	1

Isotope Dilution	%Recovery	Qualifier	Limits	Prepared	Analyzed	Dil Fac
1,4-Dioxane-d8	31		10 - 140	12/08/25 11:11	12/08/25 19:58	1

Method: SW846 8270E - Semivolatile Organic Compounds (GC-MS/MS)

Analyte	Result	Qualifier	RL	MDL	Unit	D	Prepared	Analyzed	Dil Fac
1,1'-Biphenyl	ND		10.0	0.421	ug/L		12/06/25 15:15	12/09/25 08:06	1
2,4,5-Trichlorophenol	ND		10.0	0.542	ug/L		12/06/25 15:15	12/09/25 08:06	1
2,4,6-Trichlorophenol	ND		10.0	1.09	ug/L		12/06/25 15:15	12/09/25 08:06	1
2,4-Dichlorophenol	ND		10.0	0.572	ug/L		12/06/25 15:15	12/09/25 08:06	1
2,4-Dimethylphenol	ND		10.0	0.241	ug/L		12/06/25 15:15	12/09/25 08:06	1
2,4-Dinitrophenol	ND		30.1	4.70	ug/L		12/06/25 15:15	12/09/25 08:06	1
2,4-Dinitrotoluene	ND		10.0	0.652	ug/L		12/06/25 15:15	12/09/25 08:06	1
2,6-Dinitrotoluene	ND		10.0	0.291	ug/L		12/06/25 15:15	12/09/25 08:06	1
2-Chloronaphthalene	ND		10.0	0.381	ug/L		12/06/25 15:15	12/09/25 08:06	1
2-Chlorophenol	ND		10.0	0.843	ug/L		12/06/25 15:15	12/09/25 08:06	1
2-Methylnaphthalene	ND		10.0	0.813	ug/L		12/06/25 15:15	12/09/25 08:06	1

Eurofins Raleigh

Client Sample Results

Client: S&ME Inc
Project/Site: Lyon Park

Job ID: 752-39890-1

Client Sample ID: A-MW-9

Lab Sample ID: 752-39890-8

Date Collected: 12/03/25 14:30

Matrix: Water

Date Received: 12/04/25 08:00

Method: SW846 8270E - Semivolatile Organic Compounds (GC-MS/MS) (Continued)

Analyte	Result	Qualifier	RL	MDL	Unit	D	Prepared	Analyzed	Dil Fac
2-Methylphenol	ND		10.0	0.763	ug/L		12/06/25 15:15	12/09/25 08:06	1
2-Nitroaniline	ND		10.0	1.37	ug/L		12/06/25 15:15	12/09/25 08:06	1
2-Nitrophenol	ND		10.0	1.17	ug/L		12/06/25 15:15	12/09/25 08:06	1
3 & 4 Methylphenol	ND		20.1	4.62	ug/L		12/06/25 15:15	12/09/25 08:06	1
3,3'-Dichlorobenzidine	ND		11.0	0.411	ug/L		12/06/25 15:15	12/09/25 08:06	1
3-Nitroaniline	ND		10.0	0.953	ug/L		12/06/25 15:15	12/09/25 08:06	1
4,6-Dinitro-2-methylphenol	ND		10.0	1.98	ug/L		12/06/25 15:15	12/09/25 08:06	1
4-Bromophenyl phenyl ether	ND		10.0	0.130	ug/L		12/06/25 15:15	12/09/25 08:06	1
4-Chloro-3-methylphenol	ND		10.0	0.732	ug/L		12/06/25 15:15	12/09/25 08:06	1
4-Chloroaniline	ND		10.0	0.582	ug/L		12/06/25 15:15	12/09/25 08:06	1
4-Chlorophenyl phenyl ether	ND		10.0	0.241	ug/L		12/06/25 15:15	12/09/25 08:06	1
4-Nitroaniline	ND		10.0	3.51	ug/L		12/06/25 15:15	12/09/25 08:06	1
4-Nitrophenol	ND		10.0	2.75	ug/L		12/06/25 15:15	12/09/25 08:06	1
Acenaphthene	ND		10.0	0.632	ug/L		12/06/25 15:15	12/09/25 08:06	1
Acenaphthylene	ND		10.0	0.763	ug/L		12/06/25 15:15	12/09/25 08:06	1
Acetophenone	ND		10.0	3.21	ug/L		12/06/25 15:15	12/09/25 08:06	1
Anthracene	ND		10.0	0.913	ug/L		12/06/25 15:15	12/09/25 08:06	1
Atrazine	ND		10.0	1.13	ug/L		12/06/25 15:15	12/09/25 08:06	1
Benzaldehyde	ND		10.0	0.672	ug/L		12/06/25 15:15	12/09/25 08:06	1
Benzo[a]anthracene	ND		10.0	1.00	ug/L		12/06/25 15:15	12/09/25 08:06	1
Benzo[a]pyrene	ND		10.0	1.10	ug/L		12/06/25 15:15	12/09/25 08:06	1
Benzo[b]fluoranthene	ND		10.0	1.20	ug/L		12/06/25 15:15	12/09/25 08:06	1
Benzo[g,h,i]perylene	ND		10.0	1.51	ug/L		12/06/25 15:15	12/09/25 08:06	1
Benzo[k]fluoranthene	ND		10.0	1.51	ug/L		12/06/25 15:15	12/09/25 08:06	1
bis (2-chloroisopropyl) ether	ND		10.0	0.933	ug/L		12/06/25 15:15	12/09/25 08:06	1
Bis(2-chloroethoxy)methane	ND		10.0	0.341	ug/L		12/06/25 15:15	12/09/25 08:06	1
Bis(2-chloroethyl)ether	ND		10.0	0.732	ug/L		12/06/25 15:15	12/09/25 08:06	1
Bis(2-ethylhexyl) phthalate	ND		10.0	4.01	ug/L		12/06/25 15:15	12/09/25 08:06	1
Butyl benzyl phthalate	ND		10.0	4.01	ug/L		12/06/25 15:15	12/09/25 08:06	1
Caprolactam	ND		10.0	2.41	ug/L		12/06/25 15:15	12/09/25 08:06	1
Carbazole	ND		10.0	0.321	ug/L		12/06/25 15:15	12/09/25 08:06	1
Chrysene	ND		10.0	1.20	ug/L		12/06/25 15:15	12/09/25 08:06	1
Dibenz(a,h)anthracene	ND		10.0	1.30	ug/L		12/06/25 15:15	12/09/25 08:06	1
Dibenzofuran	ND		10.0	0.642	ug/L		12/06/25 15:15	12/09/25 08:06	1
Diethyl phthalate	ND		10.0	4.01	ug/L		12/06/25 15:15	12/09/25 08:06	1
Dimethyl phthalate	ND		10.0	4.01	ug/L		12/06/25 15:15	12/09/25 08:06	1
Di-n-butyl phthalate	ND		10.0	8.22	ug/L		12/06/25 15:15	12/09/25 08:06	1
Di-n-octyl phthalate	ND		10.0	4.01	ug/L		12/06/25 15:15	12/09/25 08:06	1
Fluoranthene	ND		10.0	0.632	ug/L		12/06/25 15:15	12/09/25 08:06	1
Fluorene	ND		10.0	0.672	ug/L		12/06/25 15:15	12/09/25 08:06	1
Hexachlorobenzene	ND		10.0	0.251	ug/L		12/06/25 15:15	12/09/25 08:06	1
Hexachlorobutadiene	ND		10.0	0.552	ug/L		12/06/25 15:15	12/09/25 08:06	1
Hexachlorocyclopentadiene	ND		20.1	0.321	ug/L		12/06/25 15:15	12/09/25 08:06	1
Hexachloroethane	ND		10.0	0.532	ug/L		12/06/25 15:15	12/09/25 08:06	1
Indeno[1,2,3-cd]pyrene	ND		10.0	1.10	ug/L		12/06/25 15:15	12/09/25 08:06	1
Isophorone	ND		10.0	0.803	ug/L		12/06/25 15:15	12/09/25 08:06	1
Naphthalene	ND		10.0	0.753	ug/L		12/06/25 15:15	12/09/25 08:06	1
Nitrobenzene	ND		10.0	0.602	ug/L		12/06/25 15:15	12/09/25 08:06	1
N-Nitrosodi-n-propylamine	ND		10.0	0.331	ug/L		12/06/25 15:15	12/09/25 08:06	1

Eurofins Raleigh

Client Sample Results

Client: S&ME Inc
Project/Site: Lyon Park

Job ID: 752-39890-1

Client Sample ID: A-MW-9

Lab Sample ID: 752-39890-8

Date Collected: 12/03/25 14:30

Matrix: Water

Date Received: 12/04/25 08:00

Method: SW846 8270E - Semivolatile Organic Compounds (GC-MS/MS) (Continued)

Analyte	Result	Qualifier	RL	MDL	Unit	D	Prepared	Analyzed	Dil Fac
N-Nitrosodiphenylamine	ND		10.0	0.191	ug/L		12/06/25 15:15	12/09/25 08:06	1
Pentachlorophenol	ND		10.0	2.81	ug/L		12/06/25 15:15	12/09/25 08:06	1
Phenanthrene	ND		10.0	0.742	ug/L		12/06/25 15:15	12/09/25 08:06	1
Phenol	ND		10.0	0.682	ug/L		12/06/25 15:15	12/09/25 08:06	1
Pyrene	ND		10.0	0.632	ug/L		12/06/25 15:15	12/09/25 08:06	1

Surrogate	%Recovery	Qualifier	Limits				Prepared	Analyzed	Dil Fac
2,4,6-Tribromophenol (Surr)	69		10 - 150				12/06/25 15:15	12/09/25 08:06	1
2-Fluorobiphenyl (Surr)	76		25 - 139				12/06/25 15:15	12/09/25 08:06	1
2-Fluorophenol (Surr)	70		10 - 150				12/06/25 15:15	12/09/25 08:06	1
Nitrobenzene-d5 (Surr)	80		22 - 150				12/06/25 15:15	12/09/25 08:06	1
Phenol-d5 (Surr)	71		10 - 150				12/06/25 15:15	12/09/25 08:06	1
Terphenyl-d14 (Surr)	56		28 - 150				12/06/25 15:15	12/09/25 08:06	1

Method: SW846 6020B - Metals (ICP/MS) - Total Recoverable

Analyte	Result	Qualifier	RL	MDL	Unit	D	Prepared	Analyzed	Dil Fac
Antimony	ND		5.00	2.45	ug/L		12/08/25 10:35	12/09/25 13:31	1
Arsenic	ND		5.00	1.32	ug/L		12/08/25 10:35	12/09/25 13:31	1
Barium	87.3		10.0	0.410	ug/L		12/08/25 10:35	12/09/25 13:31	1
Beryllium	ND		1.00	0.147	ug/L		12/08/25 10:35	12/09/25 13:31	1
Cadmium	ND		0.700	0.237	ug/L		12/08/25 10:35	12/09/25 13:31	1
Chromium	ND		5.00	3.69	ug/L		12/08/25 10:35	12/09/25 13:31	1
Cobalt	0.774 J		5.00	0.411	ug/L		12/08/25 10:35	12/09/25 13:31	1
Copper	ND		2.00	0.642	ug/L		12/08/25 10:35	12/09/25 13:31	1
Lead	ND		1.00	0.864	ug/L		12/08/25 10:35	12/09/25 13:31	1
Manganese	2270		5.00	1.29	ug/L		12/08/25 10:35	12/09/25 13:31	1
Nickel	3.52 J		5.00	0.422	ug/L		12/08/25 10:35	12/09/25 13:31	1
Selenium	ND		5.00	2.29	ug/L		12/08/25 10:35	12/09/25 13:31	1
Silver	ND		1.00	0.167	ug/L		12/08/25 10:35	12/09/25 13:31	1
Thallium	ND		1.00	0.190	ug/L		12/08/25 10:35	12/09/25 13:31	1
Vanadium	ND		5.00	1.22	ug/L		12/08/25 10:35	12/09/25 13:31	1
Zinc	ND		10.0	8.91	ug/L		12/08/25 10:35	12/09/25 13:31	1

Method: SW846 7470A - Mercury (CVAA)

Analyte	Result	Qualifier	RL	MDL	Unit	D	Prepared	Analyzed	Dil Fac
Mercury	ND		0.200	0.166	ug/L		12/08/25 17:03	12/09/25 14:19	1

General Chemistry

Analyte	Result	Qualifier	RL	MDL	Unit	D	Prepared	Analyzed	Dil Fac
Ammonia (MCAWW 350.1-1993 R2.0)	ND		0.250	0.100	mg/L			12/09/25 13:29	1
Nitrite as N (EPA 353.2)	ND		0.100	0.0168	mg/L			12/04/25 16:54	1
Nitrate Nitrite as N (MCAWW 353.2-1993 R2.0)	ND		0.100	0.0100	mg/L			12/11/25 11:22	1
Nitrate as N (SM Nitrate by calc)	ND		0.100	0.0100	mg/L			12/11/25 16:15	1
Sulfate (SM 4500 SO4 E)	59.6		10.0	2.80	mg/L			12/06/25 13:19	2

Client Sample Results

Client: S&ME Inc
Project/Site: Lyon Park

Job ID: 752-39890-1

Client Sample ID: MW-1

Lab Sample ID: 752-39890-9

Date Collected: 12/03/25 15:55

Matrix: Water

Date Received: 12/04/25 08:00

Method: SW846 8260D - Volatile Organic Compounds by GC/MS

Analyte	Result	Qualifier	RL	MDL	Unit	D	Prepared	Analyzed	Dil Fac
Acetone	ND		25.0	10.0	ug/L			12/09/25 16:37	1
Benzene	ND		1.00	0.500	ug/L			12/09/25 16:37	1
Bromobenzene	ND		1.00	0.540	ug/L			12/09/25 16:37	1
Bromoform	ND		5.00	0.250	ug/L			12/09/25 16:37	1
Bromomethane	ND		1.00	0.980	ug/L			12/09/25 16:37	1
2-Butanone (MEK)	ND		25.0	2.60	ug/L			12/09/25 16:37	1
Carbon disulfide	ND		1.00	0.500	ug/L			12/09/25 16:37	1
Carbon tetrachloride	ND		1.00	0.460	ug/L			12/09/25 16:37	1
Chlorobenzene	ND		1.00	0.420	ug/L			12/09/25 16:37	1
Chlorobromomethane	ND		1.00	0.520	ug/L			12/09/25 16:37	1
Chlorodibromomethane	ND		1.00	0.610	ug/L			12/09/25 16:37	1
Chloroethane	ND		1.00	0.760	ug/L			12/09/25 16:37	1
Chloroform	ND		1.00	0.900	ug/L			12/09/25 16:37	1
Chloromethane	ND		1.00	0.840	ug/L			12/09/25 16:37	1
2-Chlorotoluene	ND		1.00	0.570	ug/L			12/09/25 16:37	1
4-Chlorotoluene	ND		1.00	0.560	ug/L			12/09/25 16:37	1
cis-1,2-Dichloroethene	ND		1.00	0.760	ug/L			12/09/25 16:37	1
cis-1,3-Dichloropropene	ND		5.00	0.500	ug/L			12/09/25 16:37	1
1,2-Dibromo-3-Chloropropane	ND		5.00	1.50	ug/L			12/09/25 16:37	1
Dibromomethane	ND		5.00	0.220	ug/L			12/09/25 16:37	1
1,2-Dichlorobenzene	ND		1.00	0.500	ug/L			12/09/25 16:37	1
1,3-Dichlorobenzene	ND		1.00	0.540	ug/L			12/09/25 16:37	1
1,4-Dichlorobenzene	ND		1.00	0.640	ug/L			12/09/25 16:37	1
Dichlorobromomethane	ND		1.00	0.500	ug/L			12/09/25 16:37	1
1,1-Dichloroethane	ND		1.00	0.500	ug/L			12/09/25 16:37	1
1,2-Dichloroethane	ND		1.00	0.550	ug/L			12/09/25 16:37	1
1,1-Dichloroethene	ND		1.00	0.500	ug/L			12/09/25 16:37	1
1,2-Dichloropropane	ND		1.00	0.500	ug/L			12/09/25 16:37	1
1,3-Dichloropropane	ND		1.00	0.500	ug/L			12/09/25 16:37	1
2,2-Dichloropropane	ND		1.00	0.500	ug/L			12/09/25 16:37	1
1,1-Dichloropropene	ND		1.00	0.340	ug/L			12/09/25 16:37	1
Ethyl acetate	ND		10.0	6.14	ug/L			12/09/25 16:37	1
Ethylbenzene	ND		1.00	0.500	ug/L			12/09/25 16:37	1
Ethylene Dibromide	ND		1.00	0.230	ug/L			12/09/25 16:37	1
Hexachlorobutadiene	ND		5.00	0.900	ug/L			12/09/25 16:37	1
Hexane	ND		1.00	0.960	ug/L			12/09/25 16:37	1
2-Hexanone	ND		25.0	9.10	ug/L			12/09/25 16:37	1
Iodomethane	ND		1.00	0.900	ug/L			12/09/25 16:37	1
Isopropylbenzene	ND		1.00	0.530	ug/L			12/09/25 16:37	1
Isopropyl ether	ND		1.00	0.740	ug/L			12/09/25 16:37	1
4-Isopropyltoluene	ND		1.00	0.710	ug/L			12/09/25 16:37	1
Methylene Chloride	ND		5.00	4.00	ug/L			12/09/25 16:37	1
4-Methyl-2-pentanone (MIBK)	ND		25.0	1.80	ug/L			12/09/25 16:37	1
Methyl tert-butyl ether	ND		1.00	0.220	ug/L			12/09/25 16:37	1
m-Xylene & p-Xylene	ND		5.00	3.00	ug/L			12/09/25 16:37	1
Naphthalene	ND		5.00	3.00	ug/L			12/09/25 16:37	1
n-Butylbenzene	ND		1.00	0.760	ug/L			12/09/25 16:37	1
n-Heptane	ND		1.00	0.690	ug/L			12/09/25 16:37	1
N-Propylbenzene	ND		1.00	0.690	ug/L			12/09/25 16:37	1

Eurofins Raleigh

Client Sample Results

Client: S&ME Inc
Project/Site: Lyon Park

Job ID: 752-39890-1

Client Sample ID: MW-1

Lab Sample ID: 752-39890-9

Date Collected: 12/03/25 15:55

Matrix: Water

Date Received: 12/04/25 08:00

Method: SW846 8260D - Volatile Organic Compounds by GC/MS (Continued)

Analyte	Result	Qualifier	RL	MDL	Unit	D	Prepared	Analyzed	Dil Fac
o-Xylene	ND		5.00	3.00	ug/L			12/09/25 16:37	1
sec-Butylbenzene	ND		1.00	0.700	ug/L			12/09/25 16:37	1
Styrene	ND		1.00	1.00	ug/L			12/09/25 16:37	1
tert-Butylbenzene	ND		1.00	0.630	ug/L			12/09/25 16:37	1
1,1,1,2-Tetrachloroethane	ND		1.00	0.380	ug/L			12/09/25 16:37	1
1,1,2,2-Tetrachloroethane	ND		1.00	0.500	ug/L			12/09/25 16:37	1
Tetrachloroethene	ND		1.00	0.330	ug/L			12/09/25 16:37	1
Toluene	ND		1.00	0.900	ug/L			12/09/25 16:37	1
trans-1,4-Dichloro-2-butene	ND		5.00	1.00	ug/L			12/09/25 16:37	1
trans-1,2-Dichloroethene	ND		1.00	0.500	ug/L			12/09/25 16:37	1
trans-1,3-Dichloropropene	ND		5.00	0.470	ug/L			12/09/25 16:37	1
1,2,3-Trichlorobenzene	ND		1.00	0.900	ug/L			12/09/25 16:37	1
1,2,4-Trichlorobenzene	ND		1.00	0.820	ug/L			12/09/25 16:37	1
1,1,1-Trichloroethane	ND		1.00	0.390	ug/L			12/09/25 16:37	1
1,1,2-Trichloroethane	ND		5.00	1.00	ug/L			12/09/25 16:37	1
Trichloroethene	ND		1.00	0.480	ug/L			12/09/25 16:37	1
Trichlorofluoromethane	ND		1.00	0.250	ug/L			12/09/25 16:37	1
1,2,3-Trichloropropane	ND		5.00	0.840	ug/L			12/09/25 16:37	1
1,1,2-Trichloro-1,2,2-trifluoroethane	ND		1.00	0.500	ug/L			12/09/25 16:37	1
1,2,4-Trimethylbenzene	ND		1.00	0.820	ug/L			12/09/25 16:37	1
1,3,5-Trimethylbenzene	ND		1.00	0.560	ug/L			12/09/25 16:37	1
Vinyl acetate	ND		25.0	0.930	ug/L			12/09/25 16:37	1
Vinyl chloride	ND		1.00	0.500	ug/L			12/09/25 16:37	1
Xylenes, Total	ND		10.0	6.00	ug/L			12/09/25 16:37	1

Surrogate	%Recovery	Qualifier	Limits	Prepared	Analyzed	Dil Fac
4-Bromofluorobenzene	99		56 - 136		12/09/25 16:37	1
Dibromofluoromethane	102		79 - 130		12/09/25 16:37	1
1,2-Dichloroethane-d4 (Surr)	107		59 - 146		12/09/25 16:37	1
Toluene-d8 (Surr)	99		64 - 132		12/09/25 16:37	1

Method: SW846 8270E SIM ID - Semivolatile Organic Compounds (GC/MS SIM / Isotope Dilution)

Analyte	Result	Qualifier	RL	MDL	Unit	D	Prepared	Analyzed	Dil Fac
1,4-Dioxane	ND		0.295	0.295	ug/L		12/08/25 11:11	12/08/25 20:19	1

Isotope Dilution	%Recovery	Qualifier	Limits	Prepared	Analyzed	Dil Fac
1,4-Dioxane-d8	29		10 - 140	12/08/25 11:11	12/08/25 20:19	1

Method: SW846 8270E - Semivolatile Organic Compounds (GC-MS/MS)

Analyte	Result	Qualifier	RL	MDL	Unit	D	Prepared	Analyzed	Dil Fac
1,1'-Biphenyl	ND		10.1	0.426	ug/L		12/06/25 15:15	12/09/25 08:38	1
2,4,5-Trichlorophenol	ND		10.1	0.547	ug/L		12/06/25 15:15	12/09/25 08:38	1
2,4,6-Trichlorophenol	ND		10.1	1.10	ug/L		12/06/25 15:15	12/09/25 08:38	1
2,4-Dichlorophenol	ND		10.1	0.578	ug/L		12/06/25 15:15	12/09/25 08:38	1
2,4-Dimethylphenol	ND		10.1	0.243	ug/L		12/06/25 15:15	12/09/25 08:38	1
2,4-Dinitrophenol	ND		30.4	4.74	ug/L		12/06/25 15:15	12/09/25 08:38	1
2,4-Dinitrotoluene	ND		10.1	0.659	ug/L		12/06/25 15:15	12/09/25 08:38	1
2,6-Dinitrotoluene	ND		10.1	0.294	ug/L		12/06/25 15:15	12/09/25 08:38	1
2-Chloronaphthalene	ND		10.1	0.385	ug/L		12/06/25 15:15	12/09/25 08:38	1
2-Chlorophenol	ND		10.1	0.851	ug/L		12/06/25 15:15	12/09/25 08:38	1
2-Methylnaphthalene	ND		10.1	0.821	ug/L		12/06/25 15:15	12/09/25 08:38	1

Eurofins Raleigh

Client Sample Results

Client: S&ME Inc
Project/Site: Lyon Park

Job ID: 752-39890-1

Client Sample ID: MW-1

Lab Sample ID: 752-39890-9

Date Collected: 12/03/25 15:55

Matrix: Water

Date Received: 12/04/25 08:00

Method: SW846 8270E - Semivolatile Organic Compounds (GC-MS/MS) (Continued)

Analyte	Result	Qualifier	RL	MDL	Unit	D	Prepared	Analyzed	Dil Fac
2-Methylphenol	ND		10.1	0.770	ug/L		12/06/25 15:15	12/09/25 08:38	1
2-Nitroaniline	ND		10.1	1.39	ug/L		12/06/25 15:15	12/09/25 08:38	1
2-Nitrophenol	ND		10.1	1.19	ug/L		12/06/25 15:15	12/09/25 08:38	1
3 & 4 Methylphenol	ND		20.3	4.66	ug/L		12/06/25 15:15	12/09/25 08:38	1
3,3'-Dichlorobenzidine	ND		11.1	0.416	ug/L		12/06/25 15:15	12/09/25 08:38	1
3-Nitroaniline	ND		10.1	0.963	ug/L		12/06/25 15:15	12/09/25 08:38	1
4,6-Dinitro-2-methylphenol	ND		10.1	2.00	ug/L		12/06/25 15:15	12/09/25 08:38	1
4-Bromophenyl phenyl ether	ND		10.1	0.132	ug/L		12/06/25 15:15	12/09/25 08:38	1
4-Chloro-3-methylphenol	ND		10.1	0.740	ug/L		12/06/25 15:15	12/09/25 08:38	1
4-Chloroaniline	ND		10.1	0.588	ug/L		12/06/25 15:15	12/09/25 08:38	1
4-Chlorophenyl phenyl ether	ND		10.1	0.243	ug/L		12/06/25 15:15	12/09/25 08:38	1
4-Nitroaniline	ND		10.1	3.55	ug/L		12/06/25 15:15	12/09/25 08:38	1
4-Nitrophenol	ND		10.1	2.78	ug/L		12/06/25 15:15	12/09/25 08:38	1
Acenaphthene	ND		10.1	0.639	ug/L		12/06/25 15:15	12/09/25 08:38	1
Acenaphthylene	ND		10.1	0.770	ug/L		12/06/25 15:15	12/09/25 08:38	1
Acetophenone	ND		10.1	3.24	ug/L		12/06/25 15:15	12/09/25 08:38	1
Anthracene	ND		10.1	0.922	ug/L		12/06/25 15:15	12/09/25 08:38	1
Atrazine	ND		10.1	1.15	ug/L		12/06/25 15:15	12/09/25 08:38	1
Benzaldehyde	ND		10.1	0.679	ug/L		12/06/25 15:15	12/09/25 08:38	1
Benzo[a]anthracene	ND		10.1	1.01	ug/L		12/06/25 15:15	12/09/25 08:38	1
Benzo[a]pyrene	ND		10.1	1.11	ug/L		12/06/25 15:15	12/09/25 08:38	1
Benzo[b]fluoranthene	ND		10.1	1.22	ug/L		12/06/25 15:15	12/09/25 08:38	1
Benzo[g,h,i]perylene	ND		10.1	1.52	ug/L		12/06/25 15:15	12/09/25 08:38	1
Benzo[k]fluoranthene	ND		10.1	1.52	ug/L		12/06/25 15:15	12/09/25 08:38	1
bis (2-chloroisopropyl) ether	ND		10.1	0.943	ug/L		12/06/25 15:15	12/09/25 08:38	1
Bis(2-chloroethoxy)methane	ND		10.1	0.345	ug/L		12/06/25 15:15	12/09/25 08:38	1
Bis(2-chloroethyl)ether	ND		10.1	0.740	ug/L		12/06/25 15:15	12/09/25 08:38	1
Bis(2-ethylhexyl) phthalate	ND		10.1	4.05	ug/L		12/06/25 15:15	12/09/25 08:38	1
Butyl benzyl phthalate	ND		10.1	4.05	ug/L		12/06/25 15:15	12/09/25 08:38	1
Caprolactam	7.45	J	10.1	2.43	ug/L		12/06/25 15:15	12/09/25 08:38	1
Carbazole	ND		10.1	0.324	ug/L		12/06/25 15:15	12/09/25 08:38	1
Chrysene	ND		10.1	1.22	ug/L		12/06/25 15:15	12/09/25 08:38	1
Dibenz(a,h)anthracene	ND		10.1	1.32	ug/L		12/06/25 15:15	12/09/25 08:38	1
Dibenzofuran	ND		10.1	0.649	ug/L		12/06/25 15:15	12/09/25 08:38	1
Diethyl phthalate	ND		10.1	4.05	ug/L		12/06/25 15:15	12/09/25 08:38	1
Dimethyl phthalate	ND		10.1	4.05	ug/L		12/06/25 15:15	12/09/25 08:38	1
Di-n-butyl phthalate	ND		10.1	8.30	ug/L		12/06/25 15:15	12/09/25 08:38	1
Di-n-octyl phthalate	ND		10.1	4.05	ug/L		12/06/25 15:15	12/09/25 08:38	1
Fluoranthene	ND		10.1	0.639	ug/L		12/06/25 15:15	12/09/25 08:38	1
Fluorene	ND		10.1	0.679	ug/L		12/06/25 15:15	12/09/25 08:38	1
Hexachlorobenzene	ND		10.1	0.253	ug/L		12/06/25 15:15	12/09/25 08:38	1
Hexachlorobutadiene	ND		10.1	0.557	ug/L		12/06/25 15:15	12/09/25 08:38	1
Hexachlorocyclopentadiene	ND		20.3	0.324	ug/L		12/06/25 15:15	12/09/25 08:38	1
Hexachloroethane	ND		10.1	0.537	ug/L		12/06/25 15:15	12/09/25 08:38	1
Indeno[1,2,3-cd]pyrene	ND		10.1	1.11	ug/L		12/06/25 15:15	12/09/25 08:38	1
Isophorone	ND		10.1	0.811	ug/L		12/06/25 15:15	12/09/25 08:38	1
Naphthalene	ND		10.1	0.760	ug/L		12/06/25 15:15	12/09/25 08:38	1
Nitrobenzene	ND		10.1	0.608	ug/L		12/06/25 15:15	12/09/25 08:38	1
N-Nitrosodi-n-propylamine	ND		10.1	0.334	ug/L		12/06/25 15:15	12/09/25 08:38	1

Eurofins Raleigh

Client Sample Results

Client: S&ME Inc
Project/Site: Lyon Park

Job ID: 752-39890-1

Client Sample ID: MW-1

Lab Sample ID: 752-39890-9

Date Collected: 12/03/25 15:55

Matrix: Water

Date Received: 12/04/25 08:00

Method: SW846 8270E - Semivolatile Organic Compounds (GC-MS/MS) (Continued)

Analyte	Result	Qualifier	RL	MDL	Unit	D	Prepared	Analyzed	Dil Fac
N-Nitrosodiphenylamine	ND		10.1	0.193	ug/L		12/06/25 15:15	12/09/25 08:38	1
Pentachlorophenol	ND		10.1	2.84	ug/L		12/06/25 15:15	12/09/25 08:38	1
Phenanthrene	ND		10.1	0.750	ug/L		12/06/25 15:15	12/09/25 08:38	1
Phenol	ND		10.1	0.689	ug/L		12/06/25 15:15	12/09/25 08:38	1
Pyrene	ND		10.1	0.639	ug/L		12/06/25 15:15	12/09/25 08:38	1

Surrogate	%Recovery	Qualifier	Limits	Prepared	Analyzed	Dil Fac
2,4,6-Tribromophenol (Surr)	70		10 - 150	12/06/25 15:15	12/09/25 08:38	1
2-Fluorobiphenyl (Surr)	76		25 - 139	12/06/25 15:15	12/09/25 08:38	1
2-Fluorophenol (Surr)	67		10 - 150	12/06/25 15:15	12/09/25 08:38	1
Nitrobenzene-d5 (Surr)	82		22 - 150	12/06/25 15:15	12/09/25 08:38	1
Phenol-d5 (Surr)	66		10 - 150	12/06/25 15:15	12/09/25 08:38	1
Terphenyl-d14 (Surr)	71		28 - 150	12/06/25 15:15	12/09/25 08:38	1

Method: SW846 6020B - Metals (ICP/MS) - Total Recoverable

Analyte	Result	Qualifier	RL	MDL	Unit	D	Prepared	Analyzed	Dil Fac
Antimony	ND		5.00	2.45	ug/L		12/08/25 10:35	12/09/25 13:34	1
Arsenic	ND		5.00	1.32	ug/L		12/08/25 10:35	12/09/25 13:34	1
Barium	316		10.0	0.410	ug/L		12/08/25 10:35	12/09/25 13:34	1
Beryllium	ND		1.00	0.147	ug/L		12/08/25 10:35	12/09/25 13:34	1
Cadmium	ND		0.700	0.237	ug/L		12/08/25 10:35	12/09/25 13:34	1
Chromium	ND		5.00	3.69	ug/L		12/08/25 10:35	12/09/25 13:34	1
Cobalt	ND		5.00	0.411	ug/L		12/08/25 10:35	12/09/25 13:34	1
Copper	ND		2.00	0.642	ug/L		12/08/25 10:35	12/09/25 13:34	1
Lead	ND		1.00	0.864	ug/L		12/08/25 10:35	12/09/25 13:34	1
Manganese	21.0		5.00	1.29	ug/L		12/08/25 10:35	12/09/25 13:34	1
Nickel	ND		5.00	0.422	ug/L		12/08/25 10:35	12/09/25 13:34	1
Selenium	ND		5.00	2.29	ug/L		12/08/25 10:35	12/09/25 13:34	1
Silver	ND		1.00	0.167	ug/L		12/08/25 10:35	12/09/25 13:34	1
Thallium	ND		1.00	0.190	ug/L		12/08/25 10:35	12/09/25 13:34	1
Vanadium	9.85		5.00	1.22	ug/L		12/08/25 10:35	12/09/25 13:34	1
Zinc	ND		10.0	8.91	ug/L		12/08/25 10:35	12/09/25 13:34	1

Method: SW846 7470A - Mercury (CVAA)

Analyte	Result	Qualifier	RL	MDL	Unit	D	Prepared	Analyzed	Dil Fac
Mercury	ND		0.200	0.166	ug/L		12/08/25 17:03	12/09/25 14:23	1

General Chemistry

Analyte	Result	Qualifier	RL	MDL	Unit	D	Prepared	Analyzed	Dil Fac
Ammonia (MCAWW 350.1-1993 R2.0)	0.118	J	0.250	0.100	mg/L			12/09/25 13:32	1
Nitrite as N (EPA 353.2)	ND		0.100	0.0168	mg/L			12/04/25 16:55	1
Nitrate Nitrite as N (MCAWW 353.2-1993 R2.0)	2.95		0.500	0.0500	mg/L			12/11/25 11:27	5
Nitrate as N (SM Nitrate by calc)	2.95		0.100	0.0100	mg/L			12/11/25 16:15	1
Sulfate (SM 4500 SO4 E)	35.3		5.00	1.40	mg/L			12/06/25 13:20	1

Eurofins Raleigh

Client Sample Results

Client: S&ME Inc
Project/Site: Lyon Park

Job ID: 752-39890-1

Client Sample ID: MW-4

Lab Sample ID: 752-39890-10

Date Collected: 12/03/25 13:40

Matrix: Water

Date Received: 12/04/25 08:00

Method: SW846 8260D - Volatile Organic Compounds by GC/MS

Analyte	Result	Qualifier	RL	MDL	Unit	D	Prepared	Analyzed	Dil Fac
Acetone	ND		25.0	10.0	ug/L			12/09/25 16:58	1
Benzene	ND		1.00	0.500	ug/L			12/09/25 16:58	1
Bromobenzene	ND		1.00	0.540	ug/L			12/09/25 16:58	1
Bromoform	ND		5.00	0.250	ug/L			12/09/25 16:58	1
Bromomethane	ND		1.00	0.980	ug/L			12/09/25 16:58	1
2-Butanone (MEK)	ND		25.0	2.60	ug/L			12/09/25 16:58	1
Carbon disulfide	ND		1.00	0.500	ug/L			12/09/25 16:58	1
Carbon tetrachloride	ND		1.00	0.460	ug/L			12/09/25 16:58	1
Chlorobenzene	ND		1.00	0.420	ug/L			12/09/25 16:58	1
Chlorobromomethane	ND		1.00	0.520	ug/L			12/09/25 16:58	1
Chlorodibromomethane	ND		1.00	0.610	ug/L			12/09/25 16:58	1
Chloroethane	ND		1.00	0.760	ug/L			12/09/25 16:58	1
Chloroform	ND		1.00	0.900	ug/L			12/09/25 16:58	1
Chloromethane	ND		1.00	0.840	ug/L			12/09/25 16:58	1
2-Chlorotoluene	ND		1.00	0.570	ug/L			12/09/25 16:58	1
4-Chlorotoluene	ND		1.00	0.560	ug/L			12/09/25 16:58	1
cis-1,2-Dichloroethene	ND		1.00	0.760	ug/L			12/09/25 16:58	1
cis-1,3-Dichloropropene	ND		5.00	0.500	ug/L			12/09/25 16:58	1
1,2-Dibromo-3-Chloropropane	ND		5.00	1.50	ug/L			12/09/25 16:58	1
Dibromomethane	ND		5.00	0.220	ug/L			12/09/25 16:58	1
1,2-Dichlorobenzene	ND		1.00	0.500	ug/L			12/09/25 16:58	1
1,3-Dichlorobenzene	ND		1.00	0.540	ug/L			12/09/25 16:58	1
1,4-Dichlorobenzene	ND		1.00	0.640	ug/L			12/09/25 16:58	1
Dichlorobromomethane	ND		1.00	0.500	ug/L			12/09/25 16:58	1
1,1-Dichloroethane	ND		1.00	0.500	ug/L			12/09/25 16:58	1
1,2-Dichloroethane	ND		1.00	0.550	ug/L			12/09/25 16:58	1
1,1-Dichloroethene	ND		1.00	0.500	ug/L			12/09/25 16:58	1
1,2-Dichloropropane	ND		1.00	0.500	ug/L			12/09/25 16:58	1
1,3-Dichloropropane	ND		1.00	0.500	ug/L			12/09/25 16:58	1
2,2-Dichloropropane	ND		1.00	0.500	ug/L			12/09/25 16:58	1
1,1-Dichloropropene	ND		1.00	0.340	ug/L			12/09/25 16:58	1
Ethyl acetate	ND		10.0	6.14	ug/L			12/09/25 16:58	1
Ethylbenzene	ND		1.00	0.500	ug/L			12/09/25 16:58	1
Ethylene Dibromide	ND		1.00	0.230	ug/L			12/09/25 16:58	1
Hexachlorobutadiene	ND		5.00	0.900	ug/L			12/09/25 16:58	1
Hexane	ND		1.00	0.960	ug/L			12/09/25 16:58	1
2-Hexanone	ND		25.0	9.10	ug/L			12/09/25 16:58	1
Iodomethane	ND		1.00	0.900	ug/L			12/09/25 16:58	1
Isopropylbenzene	ND		1.00	0.530	ug/L			12/09/25 16:58	1
Isopropyl ether	ND		1.00	0.740	ug/L			12/09/25 16:58	1
4-Isopropyltoluene	ND		1.00	0.710	ug/L			12/09/25 16:58	1
Methylene Chloride	ND		5.00	4.00	ug/L			12/09/25 16:58	1
4-Methyl-2-pentanone (MIBK)	ND		25.0	1.80	ug/L			12/09/25 16:58	1
Methyl tert-butyl ether	ND		1.00	0.220	ug/L			12/09/25 16:58	1
m-Xylene & p-Xylene	ND		5.00	3.00	ug/L			12/09/25 16:58	1
Naphthalene	ND		5.00	3.00	ug/L			12/09/25 16:58	1
n-Butylbenzene	ND		1.00	0.760	ug/L			12/09/25 16:58	1
n-Heptane	ND		1.00	0.690	ug/L			12/09/25 16:58	1
N-Propylbenzene	ND		1.00	0.690	ug/L			12/09/25 16:58	1

Eurofins Raleigh

Client Sample Results

Client: S&ME Inc
Project/Site: Lyon Park

Job ID: 752-39890-1

Client Sample ID: MW-4

Lab Sample ID: 752-39890-10

Date Collected: 12/03/25 13:40

Matrix: Water

Date Received: 12/04/25 08:00

Method: SW846 8260D - Volatile Organic Compounds by GC/MS (Continued)

Analyte	Result	Qualifier	RL	MDL	Unit	D	Prepared	Analyzed	Dil Fac
o-Xylene	ND		5.00	3.00	ug/L			12/09/25 16:58	1
sec-Butylbenzene	ND		1.00	0.700	ug/L			12/09/25 16:58	1
Styrene	ND		1.00	1.00	ug/L			12/09/25 16:58	1
tert-Butylbenzene	ND		1.00	0.630	ug/L			12/09/25 16:58	1
1,1,1,2-Tetrachloroethane	ND		1.00	0.380	ug/L			12/09/25 16:58	1
1,1,2,2-Tetrachloroethane	ND		1.00	0.500	ug/L			12/09/25 16:58	1
Tetrachloroethene	ND		1.00	0.330	ug/L			12/09/25 16:58	1
Toluene	ND		1.00	0.900	ug/L			12/09/25 16:58	1
trans-1,4-Dichloro-2-butene	ND		5.00	1.00	ug/L			12/09/25 16:58	1
trans-1,2-Dichloroethene	ND		1.00	0.500	ug/L			12/09/25 16:58	1
trans-1,3-Dichloropropene	ND		5.00	0.470	ug/L			12/09/25 16:58	1
1,2,3-Trichlorobenzene	ND		1.00	0.900	ug/L			12/09/25 16:58	1
1,2,4-Trichlorobenzene	ND		1.00	0.820	ug/L			12/09/25 16:58	1
1,1,1-Trichloroethane	ND		1.00	0.390	ug/L			12/09/25 16:58	1
1,1,2-Trichloroethane	ND		5.00	1.00	ug/L			12/09/25 16:58	1
Trichloroethene	ND		1.00	0.480	ug/L			12/09/25 16:58	1
Trichlorofluoromethane	ND		1.00	0.250	ug/L			12/09/25 16:58	1
1,2,3-Trichloropropane	ND		5.00	0.840	ug/L			12/09/25 16:58	1
1,1,2-Trichloro-1,2,2-trifluoroethane	ND		1.00	0.500	ug/L			12/09/25 16:58	1
1,2,4-Trimethylbenzene	ND		1.00	0.820	ug/L			12/09/25 16:58	1
1,3,5-Trimethylbenzene	ND		1.00	0.560	ug/L			12/09/25 16:58	1
Vinyl acetate	ND		25.0	0.930	ug/L			12/09/25 16:58	1
Vinyl chloride	ND		1.00	0.500	ug/L			12/09/25 16:58	1
Xylenes, Total	ND		10.0	6.00	ug/L			12/09/25 16:58	1

Surrogate	%Recovery	Qualifier	Limits	Prepared	Analyzed	Dil Fac
4-Bromofluorobenzene	100		56 - 136		12/09/25 16:58	1
Dibromofluoromethane	102		79 - 130		12/09/25 16:58	1
1,2-Dichloroethane-d4 (Surr)	105		59 - 146		12/09/25 16:58	1
Toluene-d8 (Surr)	99		64 - 132		12/09/25 16:58	1

Method: SW846 8270E SIM ID - Semivolatile Organic Compounds (GC/MS SIM / Isotope Dilution)

Analyte	Result	Qualifier	RL	MDL	Unit	D	Prepared	Analyzed	Dil Fac
1,4-Dioxane	ND		0.283	0.283	ug/L		12/08/25 11:11	12/08/25 20:41	1

Isotope Dilution	%Recovery	Qualifier	Limits	Prepared	Analyzed	Dil Fac
1,4-Dioxane-d8	26		10 - 140	12/08/25 11:11	12/08/25 20:41	1

Method: SW846 8270E - Semivolatile Organic Compounds (GC-MS/MS)

Analyte	Result	Qualifier	RL	MDL	Unit	D	Prepared	Analyzed	Dil Fac
1,1'-Biphenyl	ND		9.84	0.413	ug/L		12/06/25 15:15	12/09/25 09:11	1
2,4,5-Trichlorophenol	ND		9.84	0.531	ug/L		12/06/25 15:15	12/09/25 09:11	1
2,4,6-Trichlorophenol	ND		9.84	1.07	ug/L		12/06/25 15:15	12/09/25 09:11	1
2,4-Dichlorophenol	ND		9.84	0.561	ug/L		12/06/25 15:15	12/09/25 09:11	1
2,4-Dimethylphenol	ND		9.84	0.236	ug/L		12/06/25 15:15	12/09/25 09:11	1
2,4-Dinitrophenol	ND		29.5	4.60	ug/L		12/06/25 15:15	12/09/25 09:11	1
2,4-Dinitrotoluene	ND		9.84	0.639	ug/L		12/06/25 15:15	12/09/25 09:11	1
2,6-Dinitrotoluene	ND		9.84	0.285	ug/L		12/06/25 15:15	12/09/25 09:11	1
2-Chloronaphthalene	ND		9.84	0.374	ug/L		12/06/25 15:15	12/09/25 09:11	1
2-Chlorophenol	ND		9.84	0.826	ug/L		12/06/25 15:15	12/09/25 09:11	1
2-Methylnaphthalene	ND		9.84	0.797	ug/L		12/06/25 15:15	12/09/25 09:11	1

Eurofins Raleigh

Client Sample Results

Client: S&ME Inc
Project/Site: Lyon Park

Job ID: 752-39890-1

Client Sample ID: MW-4

Lab Sample ID: 752-39890-10

Date Collected: 12/03/25 13:40

Matrix: Water

Date Received: 12/04/25 08:00

Method: SW846 8270E - Semivolatile Organic Compounds (GC-MS/MS) (Continued)

Analyte	Result	Qualifier	RL	MDL	Unit	D	Prepared	Analyzed	Dil Fac
2-Methylphenol	ND		9.84	0.748	ug/L		12/06/25 15:15	12/09/25 09:11	1
2-Nitroaniline	ND		9.84	1.35	ug/L		12/06/25 15:15	12/09/25 09:11	1
2-Nitrophenol	ND		9.84	1.15	ug/L		12/06/25 15:15	12/09/25 09:11	1
3 & 4 Methylphenol	ND		19.7	4.52	ug/L		12/06/25 15:15	12/09/25 09:11	1
3,3'-Dichlorobenzidine	ND		10.8	0.403	ug/L		12/06/25 15:15	12/09/25 09:11	1
3-Nitroaniline	ND		9.84	0.934	ug/L		12/06/25 15:15	12/09/25 09:11	1
4,6-Dinitro-2-methylphenol	ND		9.84	1.94	ug/L		12/06/25 15:15	12/09/25 09:11	1
4-Bromophenyl phenyl ether	ND		9.84	0.128	ug/L		12/06/25 15:15	12/09/25 09:11	1
4-Chloro-3-methylphenol	ND		9.84	0.718	ug/L		12/06/25 15:15	12/09/25 09:11	1
4-Chloroaniline	ND		9.84	0.570	ug/L		12/06/25 15:15	12/09/25 09:11	1
4-Chlorophenyl phenyl ether	ND		9.84	0.236	ug/L		12/06/25 15:15	12/09/25 09:11	1
4-Nitroaniline	ND		9.84	3.44	ug/L		12/06/25 15:15	12/09/25 09:11	1
4-Nitrophenol	ND		9.84	2.70	ug/L		12/06/25 15:15	12/09/25 09:11	1
Acenaphthene	ND		9.84	0.620	ug/L		12/06/25 15:15	12/09/25 09:11	1
Acenaphthylene	ND		9.84	0.748	ug/L		12/06/25 15:15	12/09/25 09:11	1
Acetophenone	ND		9.84	3.15	ug/L		12/06/25 15:15	12/09/25 09:11	1
Anthracene	ND		9.84	0.895	ug/L		12/06/25 15:15	12/09/25 09:11	1
Atrazine	ND		9.84	1.11	ug/L		12/06/25 15:15	12/09/25 09:11	1
Benzaldehyde	ND		9.84	0.659	ug/L		12/06/25 15:15	12/09/25 09:11	1
Benzo[a]anthracene	ND		9.84	0.984	ug/L		12/06/25 15:15	12/09/25 09:11	1
Benzo[a]pyrene	ND		9.84	1.08	ug/L		12/06/25 15:15	12/09/25 09:11	1
Benzo[b]fluoranthene	ND		9.84	1.18	ug/L		12/06/25 15:15	12/09/25 09:11	1
Benzo[g,h,i]perylene	ND		9.84	1.48	ug/L		12/06/25 15:15	12/09/25 09:11	1
Benzo[k]fluoranthene	ND		9.84	1.48	ug/L		12/06/25 15:15	12/09/25 09:11	1
bis (2-chloroisopropyl) ether	ND		9.84	0.915	ug/L		12/06/25 15:15	12/09/25 09:11	1
Bis(2-chloroethoxy)methane	ND		9.84	0.334	ug/L		12/06/25 15:15	12/09/25 09:11	1
Bis(2-chloroethyl)ether	ND		9.84	0.718	ug/L		12/06/25 15:15	12/09/25 09:11	1
Bis(2-ethylhexyl) phthalate	ND		9.84	3.93	ug/L		12/06/25 15:15	12/09/25 09:11	1
Butyl benzyl phthalate	ND		9.84	3.93	ug/L		12/06/25 15:15	12/09/25 09:11	1
Caprolactam	ND		9.84	2.36	ug/L		12/06/25 15:15	12/09/25 09:11	1
Carbazole	ND		9.84	0.315	ug/L		12/06/25 15:15	12/09/25 09:11	1
Chrysene	ND		9.84	1.18	ug/L		12/06/25 15:15	12/09/25 09:11	1
Dibenz(a,h)anthracene	ND		9.84	1.28	ug/L		12/06/25 15:15	12/09/25 09:11	1
Dibenzofuran	ND		9.84	0.630	ug/L		12/06/25 15:15	12/09/25 09:11	1
Diethyl phthalate	ND		9.84	3.93	ug/L		12/06/25 15:15	12/09/25 09:11	1
Dimethyl phthalate	ND		9.84	3.93	ug/L		12/06/25 15:15	12/09/25 09:11	1
Di-n-butyl phthalate	ND		9.84	8.06	ug/L		12/06/25 15:15	12/09/25 09:11	1
Di-n-octyl phthalate	ND		9.84	3.93	ug/L		12/06/25 15:15	12/09/25 09:11	1
Fluoranthene	ND		9.84	0.620	ug/L		12/06/25 15:15	12/09/25 09:11	1
Fluorene	ND		9.84	0.659	ug/L		12/06/25 15:15	12/09/25 09:11	1
Hexachlorobenzene	ND		9.84	0.246	ug/L		12/06/25 15:15	12/09/25 09:11	1
Hexachlorobutadiene	ND		9.84	0.541	ug/L		12/06/25 15:15	12/09/25 09:11	1
Hexachlorocyclopentadiene	ND		19.7	0.315	ug/L		12/06/25 15:15	12/09/25 09:11	1
Hexachloroethane	ND		9.84	0.521	ug/L		12/06/25 15:15	12/09/25 09:11	1
Indeno[1,2,3-cd]pyrene	ND		9.84	1.08	ug/L		12/06/25 15:15	12/09/25 09:11	1
Isophorone	ND		9.84	0.787	ug/L		12/06/25 15:15	12/09/25 09:11	1
Naphthalene	ND		9.84	0.738	ug/L		12/06/25 15:15	12/09/25 09:11	1
Nitrobenzene	ND		9.84	0.590	ug/L		12/06/25 15:15	12/09/25 09:11	1
N-Nitrosodi-n-propylamine	ND		9.84	0.325	ug/L		12/06/25 15:15	12/09/25 09:11	1

Eurofins Raleigh

Client Sample Results

Client: S&ME Inc
Project/Site: Lyon Park

Job ID: 752-39890-1

Client Sample ID: MW-4

Lab Sample ID: 752-39890-10

Date Collected: 12/03/25 13:40

Matrix: Water

Date Received: 12/04/25 08:00

Method: SW846 8270E - Semivolatile Organic Compounds (GC-MS/MS) (Continued)

Analyte	Result	Qualifier	RL	MDL	Unit	D	Prepared	Analyzed	Dil Fac
N-Nitrosodiphenylamine	ND		9.84	0.187	ug/L		12/06/25 15:15	12/09/25 09:11	1
Pentachlorophenol	ND		9.84	2.75	ug/L		12/06/25 15:15	12/09/25 09:11	1
Phenanthrene	ND		9.84	0.728	ug/L		12/06/25 15:15	12/09/25 09:11	1
Phenol	ND		9.84	0.669	ug/L		12/06/25 15:15	12/09/25 09:11	1
Pyrene	ND		9.84	0.620	ug/L		12/06/25 15:15	12/09/25 09:11	1

Surrogate	%Recovery	Qualifier	Limits				Prepared	Analyzed	Dil Fac
2,4,6-Tribromophenol (Surr)	68		10 - 150				12/06/25 15:15	12/09/25 09:11	1
2-Fluorobiphenyl (Surr)	75		25 - 139				12/06/25 15:15	12/09/25 09:11	1
2-Fluorophenol (Surr)	63		10 - 150				12/06/25 15:15	12/09/25 09:11	1
Nitrobenzene-d5 (Surr)	79		22 - 150				12/06/25 15:15	12/09/25 09:11	1
Phenol-d5 (Surr)	62		10 - 150				12/06/25 15:15	12/09/25 09:11	1
Terphenyl-d14 (Surr)	57		28 - 150				12/06/25 15:15	12/09/25 09:11	1

Method: SW846 6020B - Metals (ICP/MS) - Total Recoverable

Analyte	Result	Qualifier	RL	MDL	Unit	D	Prepared	Analyzed	Dil Fac
Antimony	ND		5.00	2.45	ug/L		12/08/25 10:35	12/09/25 13:40	1
Arsenic	ND		5.00	1.32	ug/L		12/08/25 10:35	12/09/25 13:40	1
Barium	198		10.0	0.410	ug/L		12/08/25 10:35	12/09/25 13:40	1
Beryllium	ND		1.00	0.147	ug/L		12/08/25 10:35	12/09/25 13:40	1
Cadmium	ND		0.700	0.237	ug/L		12/08/25 10:35	12/09/25 13:40	1
Chromium	ND		5.00	3.69	ug/L		12/08/25 10:35	12/09/25 13:40	1
Cobalt	ND		5.00	0.411	ug/L		12/08/25 10:35	12/09/25 13:40	1
Copper	0.825 J		2.00	0.642	ug/L		12/08/25 10:35	12/09/25 13:40	1
Lead	ND		1.00	0.864	ug/L		12/08/25 10:35	12/09/25 13:40	1
Manganese	120		5.00	1.29	ug/L		12/08/25 10:35	12/09/25 13:40	1
Nickel	1.00 J		5.00	0.422	ug/L		12/08/25 10:35	12/09/25 13:40	1
Selenium	ND		5.00	2.29	ug/L		12/08/25 10:35	12/09/25 13:40	1
Silver	ND		1.00	0.167	ug/L		12/08/25 10:35	12/09/25 13:40	1
Thallium	ND		1.00	0.190	ug/L		12/08/25 10:35	12/09/25 13:40	1
Vanadium	2.22 J		5.00	1.22	ug/L		12/08/25 10:35	12/09/25 13:40	1
Zinc	ND		10.0	8.91	ug/L		12/08/25 10:35	12/09/25 13:40	1

Method: SW846 7470A - Mercury (CVAA)

Analyte	Result	Qualifier	RL	MDL	Unit	D	Prepared	Analyzed	Dil Fac
Mercury	ND		0.200	0.166	ug/L		12/08/25 17:03	12/09/25 14:26	1

General Chemistry

Analyte	Result	Qualifier	RL	MDL	Unit	D	Prepared	Analyzed	Dil Fac
Ammonia (MCAWW 350.1-1993 R2.0)	ND		0.250	0.100	mg/L			12/09/25 13:35	1
Nitrite as N (EPA 353.2)	ND		0.100	0.0168	mg/L			12/04/25 16:56	1
Nitrate Nitrite as N (MCAWW 353.2-1993 R2.0)	0.917		0.100	0.0100	mg/L			12/11/25 11:29	1
Nitrate as N (SM Nitrate by calc)	0.917		0.100	0.0100	mg/L			12/11/25 16:15	1
Sulfate (SM 4500 SO4 E)	60.6		10.0	2.80	mg/L			12/06/25 13:20	2

Client Sample Results

Client: S&ME Inc
Project/Site: Lyon Park

Job ID: 752-39890-1

Client Sample ID: MW-5

Lab Sample ID: 752-39890-11

Date Collected: 12/03/25 13:55

Matrix: Water

Date Received: 12/04/25 08:00

Method: SW846 8260D - Volatile Organic Compounds by GC/MS

Analyte	Result	Qualifier	RL	MDL	Unit	D	Prepared	Analyzed	Dil Fac
Acetone	ND		25.0	10.0	ug/L			12/09/25 17:18	1
Benzene	ND		1.00	0.500	ug/L			12/09/25 17:18	1
Bromobenzene	ND		1.00	0.540	ug/L			12/09/25 17:18	1
Bromoform	ND		5.00	0.250	ug/L			12/09/25 17:18	1
Bromomethane	ND		1.00	0.980	ug/L			12/09/25 17:18	1
2-Butanone (MEK)	ND		25.0	2.60	ug/L			12/09/25 17:18	1
Carbon disulfide	ND		1.00	0.500	ug/L			12/09/25 17:18	1
Carbon tetrachloride	ND		1.00	0.460	ug/L			12/09/25 17:18	1
Chlorobenzene	ND		1.00	0.420	ug/L			12/09/25 17:18	1
Chlorobromomethane	ND		1.00	0.520	ug/L			12/09/25 17:18	1
Chlorodibromomethane	ND		1.00	0.610	ug/L			12/09/25 17:18	1
Chloroethane	ND		1.00	0.760	ug/L			12/09/25 17:18	1
Chloroform	ND		1.00	0.900	ug/L			12/09/25 17:18	1
Chloromethane	ND		1.00	0.840	ug/L			12/09/25 17:18	1
2-Chlorotoluene	ND		1.00	0.570	ug/L			12/09/25 17:18	1
4-Chlorotoluene	ND		1.00	0.560	ug/L			12/09/25 17:18	1
cis-1,2-Dichloroethene	ND		1.00	0.760	ug/L			12/09/25 17:18	1
cis-1,3-Dichloropropene	ND		5.00	0.500	ug/L			12/09/25 17:18	1
1,2-Dibromo-3-Chloropropane	ND		5.00	1.50	ug/L			12/09/25 17:18	1
Dibromomethane	ND		5.00	0.220	ug/L			12/09/25 17:18	1
1,2-Dichlorobenzene	ND		1.00	0.500	ug/L			12/09/25 17:18	1
1,3-Dichlorobenzene	ND		1.00	0.540	ug/L			12/09/25 17:18	1
1,4-Dichlorobenzene	ND		1.00	0.640	ug/L			12/09/25 17:18	1
Dichlorobromomethane	ND		1.00	0.500	ug/L			12/09/25 17:18	1
1,1-Dichloroethane	ND		1.00	0.500	ug/L			12/09/25 17:18	1
1,2-Dichloroethane	ND		1.00	0.550	ug/L			12/09/25 17:18	1
1,1-Dichloroethene	ND		1.00	0.500	ug/L			12/09/25 17:18	1
1,2-Dichloropropane	ND		1.00	0.500	ug/L			12/09/25 17:18	1
1,3-Dichloropropane	ND		1.00	0.500	ug/L			12/09/25 17:18	1
2,2-Dichloropropane	ND		1.00	0.500	ug/L			12/09/25 17:18	1
1,1-Dichloropropene	ND		1.00	0.340	ug/L			12/09/25 17:18	1
Ethyl acetate	ND		10.0	6.14	ug/L			12/09/25 17:18	1
Ethylbenzene	ND		1.00	0.500	ug/L			12/09/25 17:18	1
Ethylene Dibromide	ND		1.00	0.230	ug/L			12/09/25 17:18	1
Hexachlorobutadiene	ND		5.00	0.900	ug/L			12/09/25 17:18	1
Hexane	ND		1.00	0.960	ug/L			12/09/25 17:18	1
2-Hexanone	ND		25.0	9.10	ug/L			12/09/25 17:18	1
Iodomethane	ND		1.00	0.900	ug/L			12/09/25 17:18	1
Isopropylbenzene	ND		1.00	0.530	ug/L			12/09/25 17:18	1
Isopropyl ether	ND		1.00	0.740	ug/L			12/09/25 17:18	1
4-Isopropyltoluene	ND		1.00	0.710	ug/L			12/09/25 17:18	1
Methylene Chloride	ND		5.00	4.00	ug/L			12/09/25 17:18	1
4-Methyl-2-pentanone (MIBK)	ND		25.0	1.80	ug/L			12/09/25 17:18	1
Methyl tert-butyl ether	ND		1.00	0.220	ug/L			12/09/25 17:18	1
m-Xylene & p-Xylene	ND		5.00	3.00	ug/L			12/09/25 17:18	1
Naphthalene	ND		5.00	3.00	ug/L			12/09/25 17:18	1
n-Butylbenzene	ND		1.00	0.760	ug/L			12/09/25 17:18	1
n-Heptane	ND		1.00	0.690	ug/L			12/09/25 17:18	1
N-Propylbenzene	ND		1.00	0.690	ug/L			12/09/25 17:18	1

Eurofins Raleigh

Client Sample Results

Client: S&ME Inc
Project/Site: Lyon Park

Job ID: 752-39890-1

Client Sample ID: MW-5

Lab Sample ID: 752-39890-11

Date Collected: 12/03/25 13:55

Matrix: Water

Date Received: 12/04/25 08:00

Method: SW846 8260D - Volatile Organic Compounds by GC/MS (Continued)

Analyte	Result	Qualifier	RL	MDL	Unit	D	Prepared	Analyzed	Dil Fac
o-Xylene	ND		5.00	3.00	ug/L			12/09/25 17:18	1
sec-Butylbenzene	ND		1.00	0.700	ug/L			12/09/25 17:18	1
Styrene	ND		1.00	1.00	ug/L			12/09/25 17:18	1
tert-Butylbenzene	ND		1.00	0.630	ug/L			12/09/25 17:18	1
1,1,1,2-Tetrachloroethane	ND		1.00	0.380	ug/L			12/09/25 17:18	1
1,1,2,2-Tetrachloroethane	ND		1.00	0.500	ug/L			12/09/25 17:18	1
Tetrachloroethene	ND		1.00	0.330	ug/L			12/09/25 17:18	1
Toluene	ND		1.00	0.900	ug/L			12/09/25 17:18	1
trans-1,4-Dichloro-2-butene	ND		5.00	1.00	ug/L			12/09/25 17:18	1
trans-1,2-Dichloroethene	ND		1.00	0.500	ug/L			12/09/25 17:18	1
trans-1,3-Dichloropropene	ND		5.00	0.470	ug/L			12/09/25 17:18	1
1,2,3-Trichlorobenzene	ND		1.00	0.900	ug/L			12/09/25 17:18	1
1,2,4-Trichlorobenzene	ND		1.00	0.820	ug/L			12/09/25 17:18	1
1,1,1-Trichloroethane	ND		1.00	0.390	ug/L			12/09/25 17:18	1
1,1,2-Trichloroethane	ND		5.00	1.00	ug/L			12/09/25 17:18	1
Trichloroethene	ND		1.00	0.480	ug/L			12/09/25 17:18	1
Trichlorofluoromethane	ND		1.00	0.250	ug/L			12/09/25 17:18	1
1,2,3-Trichloropropane	ND		5.00	0.840	ug/L			12/09/25 17:18	1
1,1,2-Trichloro-1,2,2-trifluoroethane	ND		1.00	0.500	ug/L			12/09/25 17:18	1
1,2,4-Trimethylbenzene	ND		1.00	0.820	ug/L			12/09/25 17:18	1
1,3,5-Trimethylbenzene	ND		1.00	0.560	ug/L			12/09/25 17:18	1
Vinyl acetate	ND		25.0	0.930	ug/L			12/09/25 17:18	1
Vinyl chloride	ND		1.00	0.500	ug/L			12/09/25 17:18	1
Xylenes, Total	ND		10.0	6.00	ug/L			12/09/25 17:18	1

Surrogate	%Recovery	Qualifier	Limits	Prepared	Analyzed	Dil Fac
4-Bromofluorobenzene	101		56 - 136		12/09/25 17:18	1
Dibromofluoromethane	100		79 - 130		12/09/25 17:18	1
1,2-Dichloroethane-d4 (Surr)	106		59 - 146		12/09/25 17:18	1
Toluene-d8 (Surr)	99		64 - 132		12/09/25 17:18	1

Method: SW846 8270E SIM ID - Semivolatile Organic Compounds (GC/MS SIM / Isotope Dilution)

Analyte	Result	Qualifier	RL	MDL	Unit	D	Prepared	Analyzed	Dil Fac
1,4-Dioxane	ND		0.286	0.286	ug/L		12/08/25 11:11	12/08/25 21:02	1

Isotope Dilution	%Recovery	Qualifier	Limits	Prepared	Analyzed	Dil Fac
1,4-Dioxane-d8	26		10 - 140	12/08/25 11:11	12/08/25 21:02	1

Method: SW846 8270E - Semivolatile Organic Compounds (GC-MS/MS)

Analyte	Result	Qualifier	RL	MDL	Unit	D	Prepared	Analyzed	Dil Fac
1,1'-Biphenyl	ND		9.80	0.412	ug/L		12/06/25 15:15	12/09/25 09:44	1
2,4,5-Trichlorophenol	ND		9.80	0.529	ug/L		12/06/25 15:15	12/09/25 09:44	1
2,4,6-Trichlorophenol	ND		9.80	1.07	ug/L		12/06/25 15:15	12/09/25 09:44	1
2,4-Dichlorophenol	ND		9.80	0.559	ug/L		12/06/25 15:15	12/09/25 09:44	1
2,4-Dimethylphenol	ND		9.80	0.235	ug/L		12/06/25 15:15	12/09/25 09:44	1
2,4-Dinitrophenol	ND		29.4	4.59	ug/L		12/06/25 15:15	12/09/25 09:44	1
2,4-Dinitrotoluene	ND		9.80	0.637	ug/L		12/06/25 15:15	12/09/25 09:44	1
2,6-Dinitrotoluene	ND		9.80	0.284	ug/L		12/06/25 15:15	12/09/25 09:44	1
2-Chloronaphthalene	ND		9.80	0.373	ug/L		12/06/25 15:15	12/09/25 09:44	1
2-Chlorophenol	ND		9.80	0.824	ug/L		12/06/25 15:15	12/09/25 09:44	1
2-Methylnaphthalene	ND		9.80	0.794	ug/L		12/06/25 15:15	12/09/25 09:44	1

Eurofins Raleigh

Client Sample Results

Client: S&ME Inc
Project/Site: Lyon Park

Job ID: 752-39890-1

Client Sample ID: MW-5

Lab Sample ID: 752-39890-11

Date Collected: 12/03/25 13:55

Matrix: Water

Date Received: 12/04/25 08:00

Method: SW846 8270E - Semivolatile Organic Compounds (GC-MS/MS) (Continued)

Analyte	Result	Qualifier	RL	MDL	Unit	D	Prepared	Analyzed	Dil Fac
2-Methylphenol	ND		9.80	0.745	ug/L		12/06/25 15:15	12/09/25 09:44	1
2-Nitroaniline	ND		9.80	1.34	ug/L		12/06/25 15:15	12/09/25 09:44	1
2-Nitrophenol	ND		9.80	1.15	ug/L		12/06/25 15:15	12/09/25 09:44	1
3 & 4 Methylphenol	ND		19.6	4.51	ug/L		12/06/25 15:15	12/09/25 09:44	1
3,3'-Dichlorobenzidine	ND		10.8	0.402	ug/L		12/06/25 15:15	12/09/25 09:44	1
3-Nitroaniline	ND		9.80	0.931	ug/L		12/06/25 15:15	12/09/25 09:44	1
4,6-Dinitro-2-methylphenol	ND		9.80	1.93	ug/L		12/06/25 15:15	12/09/25 09:44	1
4-Bromophenyl phenyl ether	ND		9.80	0.127	ug/L		12/06/25 15:15	12/09/25 09:44	1
4-Chloro-3-methylphenol	ND		9.80	0.716	ug/L		12/06/25 15:15	12/09/25 09:44	1
4-Chloroaniline	ND		9.80	0.569	ug/L		12/06/25 15:15	12/09/25 09:44	1
4-Chlorophenyl phenyl ether	ND		9.80	0.235	ug/L		12/06/25 15:15	12/09/25 09:44	1
4-Nitroaniline	ND		9.80	3.43	ug/L		12/06/25 15:15	12/09/25 09:44	1
4-Nitrophenol	ND		9.80	2.69	ug/L		12/06/25 15:15	12/09/25 09:44	1
Acenaphthene	ND		9.80	0.618	ug/L		12/06/25 15:15	12/09/25 09:44	1
Acenaphthylene	ND		9.80	0.745	ug/L		12/06/25 15:15	12/09/25 09:44	1
Acetophenone	ND		9.80	3.14	ug/L		12/06/25 15:15	12/09/25 09:44	1
Anthracene	ND		9.80	0.892	ug/L		12/06/25 15:15	12/09/25 09:44	1
Atrazine	ND		9.80	1.11	ug/L		12/06/25 15:15	12/09/25 09:44	1
Benzaldehyde	ND		9.80	0.657	ug/L		12/06/25 15:15	12/09/25 09:44	1
Benzo[a]anthracene	ND		9.80	0.980	ug/L		12/06/25 15:15	12/09/25 09:44	1
Benzo[a]pyrene	ND		9.80	1.08	ug/L		12/06/25 15:15	12/09/25 09:44	1
Benzo[b]fluoranthene	ND		9.80	1.18	ug/L		12/06/25 15:15	12/09/25 09:44	1
Benzo[g,h,i]perylene	ND		9.80	1.47	ug/L		12/06/25 15:15	12/09/25 09:44	1
Benzo[k]fluoranthene	ND		9.80	1.47	ug/L		12/06/25 15:15	12/09/25 09:44	1
bis (2-chloroisopropyl) ether	ND		9.80	0.912	ug/L		12/06/25 15:15	12/09/25 09:44	1
Bis(2-chloroethoxy)methane	ND		9.80	0.333	ug/L		12/06/25 15:15	12/09/25 09:44	1
Bis(2-chloroethyl)ether	ND		9.80	0.716	ug/L		12/06/25 15:15	12/09/25 09:44	1
Bis(2-ethylhexyl) phthalate	ND		9.80	3.92	ug/L		12/06/25 15:15	12/09/25 09:44	1
Butyl benzyl phthalate	ND		9.80	3.92	ug/L		12/06/25 15:15	12/09/25 09:44	1
Caprolactam	ND		9.80	2.35	ug/L		12/06/25 15:15	12/09/25 09:44	1
Carbazole	ND		9.80	0.314	ug/L		12/06/25 15:15	12/09/25 09:44	1
Chrysene	ND		9.80	1.18	ug/L		12/06/25 15:15	12/09/25 09:44	1
Dibenz(a,h)anthracene	ND		9.80	1.27	ug/L		12/06/25 15:15	12/09/25 09:44	1
Dibenzofuran	ND		9.80	0.627	ug/L		12/06/25 15:15	12/09/25 09:44	1
Diethyl phthalate	ND		9.80	3.92	ug/L		12/06/25 15:15	12/09/25 09:44	1
Dimethyl phthalate	ND		9.80	3.92	ug/L		12/06/25 15:15	12/09/25 09:44	1
Di-n-butyl phthalate	ND		9.80	8.03	ug/L		12/06/25 15:15	12/09/25 09:44	1
Di-n-octyl phthalate	ND		9.80	3.92	ug/L		12/06/25 15:15	12/09/25 09:44	1
Fluoranthene	ND		9.80	0.618	ug/L		12/06/25 15:15	12/09/25 09:44	1
Fluorene	ND		9.80	0.657	ug/L		12/06/25 15:15	12/09/25 09:44	1
Hexachlorobenzene	ND		9.80	0.245	ug/L		12/06/25 15:15	12/09/25 09:44	1
Hexachlorobutadiene	ND		9.80	0.539	ug/L		12/06/25 15:15	12/09/25 09:44	1
Hexachlorocyclopentadiene	ND		19.6	0.314	ug/L		12/06/25 15:15	12/09/25 09:44	1
Hexachloroethane	ND		9.80	0.520	ug/L		12/06/25 15:15	12/09/25 09:44	1
Indeno[1,2,3-cd]pyrene	ND		9.80	1.08	ug/L		12/06/25 15:15	12/09/25 09:44	1
Isophorone	ND		9.80	0.784	ug/L		12/06/25 15:15	12/09/25 09:44	1
Naphthalene	ND		9.80	0.735	ug/L		12/06/25 15:15	12/09/25 09:44	1
Nitrobenzene	ND		9.80	0.588	ug/L		12/06/25 15:15	12/09/25 09:44	1
N-Nitrosodi-n-propylamine	ND		9.80	0.324	ug/L		12/06/25 15:15	12/09/25 09:44	1

Eurofins Raleigh

Client Sample Results

Client: S&ME Inc
Project/Site: Lyon Park

Job ID: 752-39890-1

Client Sample ID: MW-5

Lab Sample ID: 752-39890-11

Date Collected: 12/03/25 13:55

Matrix: Water

Date Received: 12/04/25 08:00

Method: SW846 8270E - Semivolatile Organic Compounds (GC-MS/MS) (Continued)

Analyte	Result	Qualifier	RL	MDL	Unit	D	Prepared	Analyzed	Dil Fac
N-Nitrosodiphenylamine	ND		9.80	0.186	ug/L		12/06/25 15:15	12/09/25 09:44	1
Pentachlorophenol	ND		9.80	2.75	ug/L		12/06/25 15:15	12/09/25 09:44	1
Phenanthrene	ND		9.80	0.725	ug/L		12/06/25 15:15	12/09/25 09:44	1
Phenol	ND		9.80	0.667	ug/L		12/06/25 15:15	12/09/25 09:44	1
Pyrene	ND		9.80	0.618	ug/L		12/06/25 15:15	12/09/25 09:44	1

Surrogate	%Recovery	Qualifier	Limits				Prepared	Analyzed	Dil Fac
2,4,6-Tribromophenol (Surr)	72		10 - 150				12/06/25 15:15	12/09/25 09:44	1
2-Fluorobiphenyl (Surr)	79		25 - 139				12/06/25 15:15	12/09/25 09:44	1
2-Fluorophenol (Surr)	68		10 - 150				12/06/25 15:15	12/09/25 09:44	1
Nitrobenzene-d5 (Surr)	81		22 - 150				12/06/25 15:15	12/09/25 09:44	1
Phenol-d5 (Surr)	70		10 - 150				12/06/25 15:15	12/09/25 09:44	1
Terphenyl-d14 (Surr)	69		28 - 150				12/06/25 15:15	12/09/25 09:44	1

Method: SW846 6020B - Metals (ICP/MS) - Total Recoverable

Analyte	Result	Qualifier	RL	MDL	Unit	D	Prepared	Analyzed	Dil Fac
Antimony	ND		5.00	2.45	ug/L		12/08/25 10:35	12/09/25 13:46	1
Arsenic	ND		5.00	1.32	ug/L		12/08/25 10:35	12/09/25 13:46	1
Barium	146		10.0	0.410	ug/L		12/08/25 10:35	12/09/25 13:46	1
Beryllium	ND		1.00	0.147	ug/L		12/08/25 10:35	12/09/25 13:46	1
Cadmium	ND		0.700	0.237	ug/L		12/08/25 10:35	12/09/25 13:46	1
Chromium	ND		5.00	3.69	ug/L		12/08/25 10:35	12/09/25 13:46	1
Cobalt	0.612	J	5.00	0.411	ug/L		12/08/25 10:35	12/09/25 13:46	1
Copper	1.19	J	2.00	0.642	ug/L		12/08/25 10:35	12/09/25 13:46	1
Lead	ND		1.00	0.864	ug/L		12/08/25 10:35	12/09/25 13:46	1
Manganese	118		5.00	1.29	ug/L		12/08/25 10:35	12/09/25 13:46	1
Nickel	1.49	J	5.00	0.422	ug/L		12/08/25 10:35	12/09/25 13:46	1
Selenium	ND		5.00	2.29	ug/L		12/08/25 10:35	12/09/25 13:46	1
Silver	ND		1.00	0.167	ug/L		12/08/25 10:35	12/09/25 13:46	1
Thallium	ND		1.00	0.190	ug/L		12/08/25 10:35	12/09/25 13:46	1
Vanadium	3.42	J	5.00	1.22	ug/L		12/08/25 10:35	12/09/25 13:46	1
Zinc	ND		10.0	8.91	ug/L		12/08/25 10:35	12/09/25 13:46	1

Method: SW846 7470A - Mercury (CVAA)

Analyte	Result	Qualifier	RL	MDL	Unit	D	Prepared	Analyzed	Dil Fac
Mercury	ND		0.200	0.166	ug/L		12/08/25 17:03	12/09/25 14:30	1

General Chemistry

Analyte	Result	Qualifier	RL	MDL	Unit	D	Prepared	Analyzed	Dil Fac
Ammonia (MCAWW 350.1-1993 R2.0)	ND	F1	0.250	0.100	mg/L			12/09/25 13:37	1
Nitrite as N (EPA 353.2)	ND		0.100	0.0168	mg/L			12/04/25 16:57	1
Nitrate Nitrite as N (MCAWW 353.2-1993 R2.0)	ND		0.100	0.0100	mg/L			12/11/25 11:31	1
Nitrate as N (SM Nitrate by calc)	ND		0.100	0.0100	mg/L			12/11/25 16:15	1
Sulfate (SM 4500 SO4 E)	15.5		5.00	1.40	mg/L			12/06/25 13:23	1

Client Sample Results

Client: S&ME Inc
Project/Site: Lyon Park

Job ID: 752-39890-1

Client Sample ID: MW-6

Lab Sample ID: 752-39890-12

Date Collected: 12/03/25 11:15

Matrix: Water

Date Received: 12/04/25 08:00

Method: SW846 8260D - Volatile Organic Compounds by GC/MS

Analyte	Result	Qualifier	RL	MDL	Unit	D	Prepared	Analyzed	Dil Fac
Acetone	ND		25.0	10.0	ug/L			12/09/25 17:39	1
Benzene	ND		1.00	0.500	ug/L			12/09/25 17:39	1
Bromobenzene	ND		1.00	0.540	ug/L			12/09/25 17:39	1
Bromoform	ND		5.00	0.250	ug/L			12/09/25 17:39	1
Bromomethane	ND		1.00	0.980	ug/L			12/09/25 17:39	1
2-Butanone (MEK)	ND		25.0	2.60	ug/L			12/09/25 17:39	1
Carbon disulfide	ND		1.00	0.500	ug/L			12/09/25 17:39	1
Carbon tetrachloride	ND		1.00	0.460	ug/L			12/09/25 17:39	1
Chlorobenzene	ND		1.00	0.420	ug/L			12/09/25 17:39	1
Chlorobromomethane	ND		1.00	0.520	ug/L			12/09/25 17:39	1
Chlorodibromomethane	ND		1.00	0.610	ug/L			12/09/25 17:39	1
Chloroethane	ND		1.00	0.760	ug/L			12/09/25 17:39	1
Chloroform	ND		1.00	0.900	ug/L			12/09/25 17:39	1
Chloromethane	ND		1.00	0.840	ug/L			12/09/25 17:39	1
2-Chlorotoluene	ND		1.00	0.570	ug/L			12/09/25 17:39	1
4-Chlorotoluene	ND		1.00	0.560	ug/L			12/09/25 17:39	1
cis-1,2-Dichloroethene	ND		1.00	0.760	ug/L			12/09/25 17:39	1
cis-1,3-Dichloropropene	ND		5.00	0.500	ug/L			12/09/25 17:39	1
1,2-Dibromo-3-Chloropropane	ND		5.00	1.50	ug/L			12/09/25 17:39	1
Dibromomethane	ND		5.00	0.220	ug/L			12/09/25 17:39	1
1,2-Dichlorobenzene	ND		1.00	0.500	ug/L			12/09/25 17:39	1
1,3-Dichlorobenzene	ND		1.00	0.540	ug/L			12/09/25 17:39	1
1,4-Dichlorobenzene	ND		1.00	0.640	ug/L			12/09/25 17:39	1
Dichlorobromomethane	ND		1.00	0.500	ug/L			12/09/25 17:39	1
1,1-Dichloroethane	ND		1.00	0.500	ug/L			12/09/25 17:39	1
1,2-Dichloroethane	ND		1.00	0.550	ug/L			12/09/25 17:39	1
1,1-Dichloroethene	ND		1.00	0.500	ug/L			12/09/25 17:39	1
1,2-Dichloropropane	ND		1.00	0.500	ug/L			12/09/25 17:39	1
1,3-Dichloropropane	ND		1.00	0.500	ug/L			12/09/25 17:39	1
2,2-Dichloropropane	ND		1.00	0.500	ug/L			12/09/25 17:39	1
1,1-Dichloropropene	ND		1.00	0.340	ug/L			12/09/25 17:39	1
Ethyl acetate	ND		10.0	6.14	ug/L			12/09/25 17:39	1
Ethylbenzene	ND		1.00	0.500	ug/L			12/09/25 17:39	1
Ethylene Dibromide	ND		1.00	0.230	ug/L			12/09/25 17:39	1
Hexachlorobutadiene	ND		5.00	0.900	ug/L			12/09/25 17:39	1
Hexane	ND		1.00	0.960	ug/L			12/09/25 17:39	1
2-Hexanone	ND		25.0	9.10	ug/L			12/09/25 17:39	1
Iodomethane	ND		1.00	0.900	ug/L			12/09/25 17:39	1
Isopropylbenzene	ND		1.00	0.530	ug/L			12/09/25 17:39	1
Isopropyl ether	ND		1.00	0.740	ug/L			12/09/25 17:39	1
4-Isopropyltoluene	ND		1.00	0.710	ug/L			12/09/25 17:39	1
Methylene Chloride	ND		5.00	4.00	ug/L			12/09/25 17:39	1
4-Methyl-2-pentanone (MIBK)	ND		25.0	1.80	ug/L			12/09/25 17:39	1
Methyl tert-butyl ether	ND		1.00	0.220	ug/L			12/09/25 17:39	1
m-Xylene & p-Xylene	ND		5.00	3.00	ug/L			12/09/25 17:39	1
Naphthalene	ND		5.00	3.00	ug/L			12/09/25 17:39	1
n-Butylbenzene	ND		1.00	0.760	ug/L			12/09/25 17:39	1
n-Heptane	ND		1.00	0.690	ug/L			12/09/25 17:39	1
N-Propylbenzene	ND		1.00	0.690	ug/L			12/09/25 17:39	1

Eurofins Raleigh

Client Sample Results

Client: S&ME Inc
Project/Site: Lyon Park

Job ID: 752-39890-1

Client Sample ID: MW-6

Lab Sample ID: 752-39890-12

Date Collected: 12/03/25 11:15

Matrix: Water

Date Received: 12/04/25 08:00

Method: SW846 8260D - Volatile Organic Compounds by GC/MS (Continued)

Analyte	Result	Qualifier	RL	MDL	Unit	D	Prepared	Analyzed	Dil Fac
o-Xylene	ND		5.00	3.00	ug/L			12/09/25 17:39	1
sec-Butylbenzene	ND		1.00	0.700	ug/L			12/09/25 17:39	1
Styrene	ND		1.00	1.00	ug/L			12/09/25 17:39	1
tert-Butylbenzene	ND		1.00	0.630	ug/L			12/09/25 17:39	1
1,1,1,2-Tetrachloroethane	ND		1.00	0.380	ug/L			12/09/25 17:39	1
1,1,2,2-Tetrachloroethane	ND		1.00	0.500	ug/L			12/09/25 17:39	1
Tetrachloroethene	ND		1.00	0.330	ug/L			12/09/25 17:39	1
Toluene	ND		1.00	0.900	ug/L			12/09/25 17:39	1
trans-1,4-Dichloro-2-butene	ND		5.00	1.00	ug/L			12/09/25 17:39	1
trans-1,2-Dichloroethene	ND		1.00	0.500	ug/L			12/09/25 17:39	1
trans-1,3-Dichloropropene	ND		5.00	0.470	ug/L			12/09/25 17:39	1
1,2,3-Trichlorobenzene	ND		1.00	0.900	ug/L			12/09/25 17:39	1
1,2,4-Trichlorobenzene	ND		1.00	0.820	ug/L			12/09/25 17:39	1
1,1,1-Trichloroethane	ND		1.00	0.390	ug/L			12/09/25 17:39	1
1,1,2-Trichloroethane	ND		5.00	1.00	ug/L			12/09/25 17:39	1
Trichloroethene	ND		1.00	0.480	ug/L			12/09/25 17:39	1
Trichlorofluoromethane	ND		1.00	0.250	ug/L			12/09/25 17:39	1
1,2,3-Trichloropropane	ND		5.00	0.840	ug/L			12/09/25 17:39	1
1,1,2-Trichloro-1,2,2-trifluoroethane	ND		1.00	0.500	ug/L			12/09/25 17:39	1
1,2,4-Trimethylbenzene	ND		1.00	0.820	ug/L			12/09/25 17:39	1
1,3,5-Trimethylbenzene	ND		1.00	0.560	ug/L			12/09/25 17:39	1
Vinyl acetate	ND		25.0	0.930	ug/L			12/09/25 17:39	1
Vinyl chloride	ND		1.00	0.500	ug/L			12/09/25 17:39	1
Xylenes, Total	ND		10.0	6.00	ug/L			12/09/25 17:39	1

Surrogate	%Recovery	Qualifier	Limits	Prepared	Analyzed	Dil Fac
4-Bromofluorobenzene	99		56 - 136		12/09/25 17:39	1
Dibromofluoromethane	101		79 - 130		12/09/25 17:39	1
1,2-Dichloroethane-d4 (Surr)	105		59 - 146		12/09/25 17:39	1
Toluene-d8 (Surr)	98		64 - 132		12/09/25 17:39	1

Method: SW846 8270E SIM ID - Semivolatile Organic Compounds (GC/MS SIM / Isotope Dilution)

Analyte	Result	Qualifier	RL	MDL	Unit	D	Prepared	Analyzed	Dil Fac
1,4-Dioxane	ND		0.280	0.280	ug/L		12/08/25 11:11	12/08/25 21:23	1

Isotope Dilution	%Recovery	Qualifier	Limits	Prepared	Analyzed	Dil Fac
1,4-Dioxane-d8	22		10 - 140	12/08/25 11:11	12/08/25 21:23	1

Method: SW846 8270E - Semivolatile Organic Compounds (GC-MS/MS)

Analyte	Result	Qualifier	RL	MDL	Unit	D	Prepared	Analyzed	Dil Fac
1,1'-Biphenyl	ND		10.1	0.423	ug/L		12/06/25 15:15	12/09/25 10:17	1
2,4,5-Trichlorophenol	ND		10.1	0.544	ug/L		12/06/25 15:15	12/09/25 10:17	1
2,4,6-Trichlorophenol	ND		10.1	1.10	ug/L		12/06/25 15:15	12/09/25 10:17	1
2,4-Dichlorophenol	ND		10.1	0.574	ug/L		12/06/25 15:15	12/09/25 10:17	1
2,4-Dimethylphenol	ND		10.1	0.242	ug/L		12/06/25 15:15	12/09/25 10:17	1
2,4-Dinitrophenol	ND		30.2	4.71	ug/L		12/06/25 15:15	12/09/25 10:17	1
2,4-Dinitrotoluene	ND		10.1	0.654	ug/L		12/06/25 15:15	12/09/25 10:17	1
2,6-Dinitrotoluene	ND		10.1	0.292	ug/L		12/06/25 15:15	12/09/25 10:17	1
2-Chloronaphthalene	ND		10.1	0.383	ug/L		12/06/25 15:15	12/09/25 10:17	1
2-Chlorophenol	ND		10.1	0.846	ug/L		12/06/25 15:15	12/09/25 10:17	1
2-Methylnaphthalene	ND		10.1	0.815	ug/L		12/06/25 15:15	12/09/25 10:17	1

Eurofins Raleigh

Client Sample Results

Client: S&ME Inc
Project/Site: Lyon Park

Job ID: 752-39890-1

Client Sample ID: MW-6

Lab Sample ID: 752-39890-12

Date Collected: 12/03/25 11:15

Matrix: Water

Date Received: 12/04/25 08:00

Method: SW846 8270E - Semivolatile Organic Compounds (GC-MS/MS) (Continued)

Analyte	Result	Qualifier	RL	MDL	Unit	D	Prepared	Analyzed	Dil Fac
2-Methylphenol	ND		10.1	0.765	ug/L		12/06/25 15:15	12/09/25 10:17	1
2-Nitroaniline	ND		10.1	1.38	ug/L		12/06/25 15:15	12/09/25 10:17	1
2-Nitrophenol	ND		10.1	1.18	ug/L		12/06/25 15:15	12/09/25 10:17	1
3 & 4 Methylphenol	ND		20.1	4.63	ug/L		12/06/25 15:15	12/09/25 10:17	1
3,3'-Dichlorobenzidine	ND		11.1	0.413	ug/L		12/06/25 15:15	12/09/25 10:17	1
3-Nitroaniline	ND		10.1	0.956	ug/L		12/06/25 15:15	12/09/25 10:17	1
4,6-Dinitro-2-methylphenol	ND		10.1	1.98	ug/L		12/06/25 15:15	12/09/25 10:17	1
4-Bromophenyl phenyl ether	ND		10.1	0.131	ug/L		12/06/25 15:15	12/09/25 10:17	1
4-Chloro-3-methylphenol	ND		10.1	0.735	ug/L		12/06/25 15:15	12/09/25 10:17	1
4-Chloroaniline	ND		10.1	0.584	ug/L		12/06/25 15:15	12/09/25 10:17	1
4-Chlorophenyl phenyl ether	ND		10.1	0.242	ug/L		12/06/25 15:15	12/09/25 10:17	1
4-Nitroaniline	ND		10.1	3.52	ug/L		12/06/25 15:15	12/09/25 10:17	1
4-Nitrophenol	ND		10.1	2.76	ug/L		12/06/25 15:15	12/09/25 10:17	1
Acenaphthene	ND		10.1	0.634	ug/L		12/06/25 15:15	12/09/25 10:17	1
Acenaphthylene	ND		10.1	0.765	ug/L		12/06/25 15:15	12/09/25 10:17	1
Acetophenone	ND		10.1	3.22	ug/L		12/06/25 15:15	12/09/25 10:17	1
Anthracene	ND		10.1	0.916	ug/L		12/06/25 15:15	12/09/25 10:17	1
Atrazine	ND		10.1	1.14	ug/L		12/06/25 15:15	12/09/25 10:17	1
Benzaldehyde	ND		10.1	0.674	ug/L		12/06/25 15:15	12/09/25 10:17	1
Benzo[a]anthracene	ND		10.1	1.01	ug/L		12/06/25 15:15	12/09/25 10:17	1
Benzo[a]pyrene	ND		10.1	1.11	ug/L		12/06/25 15:15	12/09/25 10:17	1
Benzo[b]fluoranthene	ND		10.1	1.21	ug/L		12/06/25 15:15	12/09/25 10:17	1
Benzo[g,h,i]perylene	ND		10.1	1.51	ug/L		12/06/25 15:15	12/09/25 10:17	1
Benzo[k]fluoranthene	ND		10.1	1.51	ug/L		12/06/25 15:15	12/09/25 10:17	1
bis (2-chloroisopropyl) ether	ND		10.1	0.936	ug/L		12/06/25 15:15	12/09/25 10:17	1
Bis(2-chloroethoxy)methane	ND		10.1	0.342	ug/L		12/06/25 15:15	12/09/25 10:17	1
Bis(2-chloroethyl)ether	ND		10.1	0.735	ug/L		12/06/25 15:15	12/09/25 10:17	1
Bis(2-ethylhexyl) phthalate	ND		10.1	4.03	ug/L		12/06/25 15:15	12/09/25 10:17	1
Butyl benzyl phthalate	ND		10.1	4.03	ug/L		12/06/25 15:15	12/09/25 10:17	1
Caprolactam	ND		10.1	2.42	ug/L		12/06/25 15:15	12/09/25 10:17	1
Carbazole	ND		10.1	0.322	ug/L		12/06/25 15:15	12/09/25 10:17	1
Chrysene	ND		10.1	1.21	ug/L		12/06/25 15:15	12/09/25 10:17	1
Dibenz(a,h)anthracene	ND		10.1	1.31	ug/L		12/06/25 15:15	12/09/25 10:17	1
Dibenzofuran	ND		10.1	0.644	ug/L		12/06/25 15:15	12/09/25 10:17	1
Diethyl phthalate	ND		10.1	4.03	ug/L		12/06/25 15:15	12/09/25 10:17	1
Dimethyl phthalate	ND		10.1	4.03	ug/L		12/06/25 15:15	12/09/25 10:17	1
Di-n-butyl phthalate	ND		10.1	8.24	ug/L		12/06/25 15:15	12/09/25 10:17	1
Di-n-octyl phthalate	ND		10.1	4.03	ug/L		12/06/25 15:15	12/09/25 10:17	1
Fluoranthene	ND		10.1	0.634	ug/L		12/06/25 15:15	12/09/25 10:17	1
Fluorene	ND		10.1	0.674	ug/L		12/06/25 15:15	12/09/25 10:17	1
Hexachlorobenzene	ND		10.1	0.252	ug/L		12/06/25 15:15	12/09/25 10:17	1
Hexachlorobutadiene	ND		10.1	0.554	ug/L		12/06/25 15:15	12/09/25 10:17	1
Hexachlorocyclopentadiene	ND		20.1	0.322	ug/L		12/06/25 15:15	12/09/25 10:17	1
Hexachloroethane	ND		10.1	0.534	ug/L		12/06/25 15:15	12/09/25 10:17	1
Indeno[1,2,3-cd]pyrene	ND		10.1	1.11	ug/L		12/06/25 15:15	12/09/25 10:17	1
Isophorone	ND		10.1	0.805	ug/L		12/06/25 15:15	12/09/25 10:17	1
Naphthalene	ND		10.1	0.755	ug/L		12/06/25 15:15	12/09/25 10:17	1
Nitrobenzene	ND		10.1	0.604	ug/L		12/06/25 15:15	12/09/25 10:17	1
N-Nitrosodi-n-propylamine	ND		10.1	0.332	ug/L		12/06/25 15:15	12/09/25 10:17	1

Eurofins Raleigh

Client Sample Results

Client: S&ME Inc
Project/Site: Lyon Park

Job ID: 752-39890-1

Client Sample ID: MW-6

Lab Sample ID: 752-39890-12

Date Collected: 12/03/25 11:15

Matrix: Water

Date Received: 12/04/25 08:00

Method: SW846 8270E - Semivolatile Organic Compounds (GC-MS/MS) (Continued)

Analyte	Result	Qualifier	RL	MDL	Unit	D	Prepared	Analyzed	Dil Fac
N-Nitrosodiphenylamine	ND		10.1	0.191	ug/L		12/06/25 15:15	12/09/25 10:17	1
Pentachlorophenol	ND		10.1	2.82	ug/L		12/06/25 15:15	12/09/25 10:17	1
Phenanthrene	ND		10.1	0.745	ug/L		12/06/25 15:15	12/09/25 10:17	1
Phenol	ND		10.1	0.685	ug/L		12/06/25 15:15	12/09/25 10:17	1
Pyrene	ND		10.1	0.634	ug/L		12/06/25 15:15	12/09/25 10:17	1

Surrogate	%Recovery	Qualifier	Limits				Prepared	Analyzed	Dil Fac
2,4,6-Tribromophenol (Surr)	76		10 - 150				12/06/25 15:15	12/09/25 10:17	1
2-Fluorobiphenyl (Surr)	80		25 - 139				12/06/25 15:15	12/09/25 10:17	1
2-Fluorophenol (Surr)	77		10 - 150				12/06/25 15:15	12/09/25 10:17	1
Nitrobenzene-d5 (Surr)	89		22 - 150				12/06/25 15:15	12/09/25 10:17	1
Phenol-d5 (Surr)	74		10 - 150				12/06/25 15:15	12/09/25 10:17	1
Terphenyl-d14 (Surr)	65		28 - 150				12/06/25 15:15	12/09/25 10:17	1

Method: SW846 6020B - Metals (ICP/MS) - Total Recoverable

Analyte	Result	Qualifier	RL	MDL	Unit	D	Prepared	Analyzed	Dil Fac
Antimony	ND		5.00	2.45	ug/L		12/08/25 10:35	12/09/25 13:51	1
Arsenic	ND		5.00	1.32	ug/L		12/08/25 10:35	12/09/25 13:51	1
Barium	168		10.0	0.410	ug/L		12/08/25 10:35	12/09/25 13:51	1
Beryllium	ND		1.00	0.147	ug/L		12/08/25 10:35	12/09/25 13:51	1
Cadmium	ND		0.700	0.237	ug/L		12/08/25 10:35	12/09/25 13:51	1
Chromium	ND		5.00	3.69	ug/L		12/08/25 10:35	12/09/25 13:51	1
Cobalt	ND		5.00	0.411	ug/L		12/08/25 10:35	12/09/25 13:51	1
Copper	1.60	J	2.00	0.642	ug/L		12/08/25 10:35	12/09/25 13:51	1
Lead	ND		1.00	0.864	ug/L		12/08/25 10:35	12/09/25 13:51	1
Manganese	36.7		5.00	1.29	ug/L		12/08/25 10:35	12/09/25 13:51	1
Nickel	1.03	J	5.00	0.422	ug/L		12/08/25 10:35	12/09/25 13:51	1
Selenium	ND		5.00	2.29	ug/L		12/08/25 10:35	12/09/25 13:51	1
Silver	ND		1.00	0.167	ug/L		12/08/25 10:35	12/09/25 13:51	1
Thallium	ND		1.00	0.190	ug/L		12/08/25 10:35	12/09/25 13:51	1
Vanadium	2.18	J	5.00	1.22	ug/L		12/08/25 10:35	12/09/25 13:51	1
Zinc	1710		10.0	8.91	ug/L		12/08/25 10:35	12/09/25 13:51	1

Method: SW846 7470A - Mercury (CVAA)

Analyte	Result	Qualifier	RL	MDL	Unit	D	Prepared	Analyzed	Dil Fac
Mercury	ND		0.200	0.166	ug/L		12/08/25 17:03	12/09/25 14:34	1

General Chemistry

Analyte	Result	Qualifier	RL	MDL	Unit	D	Prepared	Analyzed	Dil Fac
Ammonia (MCAWW 350.1-1993 R2.0)	0.121	J	0.250	0.100	mg/L			12/09/25 14:12	1
Nitrite as N (EPA 353.2)	ND		0.100	0.0168	mg/L			12/04/25 16:58	1
Nitrate Nitrite as N (MCAWW 353.2-1993 R2.0)	0.106		0.100	0.0100	mg/L			12/11/25 11:33	1
Nitrate as N (SM Nitrate by calc)	0.106		0.100	0.0100	mg/L			12/11/25 16:15	1
Sulfate (SM 4500 SO4 E)	28.5		5.00	1.40	mg/L			12/06/25 13:24	1

Eurofins Raleigh

Client Sample Results

Client: S&ME Inc
Project/Site: Lyon Park

Job ID: 752-39890-1

Client Sample ID: MW-7

Lab Sample ID: 752-39890-13

Date Collected: 12/03/25 12:40

Matrix: Water

Date Received: 12/04/25 08:00

Method: SW846 8260D - Volatile Organic Compounds by GC/MS

Analyte	Result	Qualifier	RL	MDL	Unit	D	Prepared	Analyzed	Dil Fac
Acetone	ND		25.0	10.0	ug/L			12/09/25 18:00	1
Benzene	ND		1.00	0.500	ug/L			12/09/25 18:00	1
Bromobenzene	ND		1.00	0.540	ug/L			12/09/25 18:00	1
Bromoform	ND		5.00	0.250	ug/L			12/09/25 18:00	1
Bromomethane	ND		1.00	0.980	ug/L			12/09/25 18:00	1
2-Butanone (MEK)	ND		25.0	2.60	ug/L			12/09/25 18:00	1
Carbon disulfide	ND		1.00	0.500	ug/L			12/09/25 18:00	1
Carbon tetrachloride	ND		1.00	0.460	ug/L			12/09/25 18:00	1
Chlorobenzene	ND		1.00	0.420	ug/L			12/09/25 18:00	1
Chlorobromomethane	ND		1.00	0.520	ug/L			12/09/25 18:00	1
Chlorodibromomethane	ND		1.00	0.610	ug/L			12/09/25 18:00	1
Chloroethane	ND		1.00	0.760	ug/L			12/09/25 18:00	1
Chloroform	ND		1.00	0.900	ug/L			12/09/25 18:00	1
Chloromethane	ND		1.00	0.840	ug/L			12/09/25 18:00	1
2-Chlorotoluene	ND		1.00	0.570	ug/L			12/09/25 18:00	1
4-Chlorotoluene	ND		1.00	0.560	ug/L			12/09/25 18:00	1
cis-1,2-Dichloroethene	ND		1.00	0.760	ug/L			12/09/25 18:00	1
cis-1,3-Dichloropropene	ND		5.00	0.500	ug/L			12/09/25 18:00	1
1,2-Dibromo-3-Chloropropane	ND		5.00	1.50	ug/L			12/09/25 18:00	1
Dibromomethane	ND		5.00	0.220	ug/L			12/09/25 18:00	1
1,2-Dichlorobenzene	ND		1.00	0.500	ug/L			12/09/25 18:00	1
1,3-Dichlorobenzene	ND		1.00	0.540	ug/L			12/09/25 18:00	1
1,4-Dichlorobenzene	ND		1.00	0.640	ug/L			12/09/25 18:00	1
Dichlorobromomethane	ND		1.00	0.500	ug/L			12/09/25 18:00	1
1,1-Dichloroethane	ND		1.00	0.500	ug/L			12/09/25 18:00	1
1,2-Dichloroethane	ND		1.00	0.550	ug/L			12/09/25 18:00	1
1,1-Dichloroethene	ND		1.00	0.500	ug/L			12/09/25 18:00	1
1,2-Dichloropropane	ND		1.00	0.500	ug/L			12/09/25 18:00	1
1,3-Dichloropropane	ND		1.00	0.500	ug/L			12/09/25 18:00	1
2,2-Dichloropropane	ND		1.00	0.500	ug/L			12/09/25 18:00	1
1,1-Dichloropropene	ND		1.00	0.340	ug/L			12/09/25 18:00	1
Ethyl acetate	ND		10.0	6.14	ug/L			12/09/25 18:00	1
Ethylbenzene	ND		1.00	0.500	ug/L			12/09/25 18:00	1
Ethylene Dibromide	ND		1.00	0.230	ug/L			12/09/25 18:00	1
Hexachlorobutadiene	ND		5.00	0.900	ug/L			12/09/25 18:00	1
Hexane	ND		1.00	0.960	ug/L			12/09/25 18:00	1
2-Hexanone	ND		25.0	9.10	ug/L			12/09/25 18:00	1
Iodomethane	ND		1.00	0.900	ug/L			12/09/25 18:00	1
Isopropylbenzene	ND		1.00	0.530	ug/L			12/09/25 18:00	1
Isopropyl ether	ND		1.00	0.740	ug/L			12/09/25 18:00	1
4-Isopropyltoluene	ND		1.00	0.710	ug/L			12/09/25 18:00	1
Methylene Chloride	ND		5.00	4.00	ug/L			12/09/25 18:00	1
4-Methyl-2-pentanone (MIBK)	ND		25.0	1.80	ug/L			12/09/25 18:00	1
Methyl tert-butyl ether	ND		1.00	0.220	ug/L			12/09/25 18:00	1
m-Xylene & p-Xylene	ND		5.00	3.00	ug/L			12/09/25 18:00	1
Naphthalene	ND		5.00	3.00	ug/L			12/09/25 18:00	1
n-Butylbenzene	ND		1.00	0.760	ug/L			12/09/25 18:00	1
n-Heptane	ND		1.00	0.690	ug/L			12/09/25 18:00	1
N-Propylbenzene	ND		1.00	0.690	ug/L			12/09/25 18:00	1

Eurofins Raleigh

Client Sample Results

Client: S&ME Inc
Project/Site: Lyon Park

Job ID: 752-39890-1

Client Sample ID: MW-7
Date Collected: 12/03/25 12:40
Date Received: 12/04/25 08:00

Lab Sample ID: 752-39890-13
Matrix: Water

Method: SW846 8260D - Volatile Organic Compounds by GC/MS (Continued)

Analyte	Result	Qualifier	RL	MDL	Unit	D	Prepared	Analyzed	Dil Fac
o-Xylene	ND		5.00	3.00	ug/L			12/09/25 18:00	1
sec-Butylbenzene	ND		1.00	0.700	ug/L			12/09/25 18:00	1
Styrene	ND		1.00	1.00	ug/L			12/09/25 18:00	1
tert-Butylbenzene	ND		1.00	0.630	ug/L			12/09/25 18:00	1
1,1,1,2-Tetrachloroethane	ND		1.00	0.380	ug/L			12/09/25 18:00	1
1,1,1,2,2-Tetrachloroethane	ND		1.00	0.500	ug/L			12/09/25 18:00	1
Tetrachloroethene	ND		1.00	0.330	ug/L			12/09/25 18:00	1
Toluene	ND		1.00	0.900	ug/L			12/09/25 18:00	1
trans-1,4-Dichloro-2-butene	ND		5.00	1.00	ug/L			12/09/25 18:00	1
trans-1,2-Dichloroethene	ND		1.00	0.500	ug/L			12/09/25 18:00	1
trans-1,3-Dichloropropene	ND		5.00	0.470	ug/L			12/09/25 18:00	1
1,2,3-Trichlorobenzene	ND		1.00	0.900	ug/L			12/09/25 18:00	1
1,2,4-Trichlorobenzene	ND		1.00	0.820	ug/L			12/09/25 18:00	1
1,1,1-Trichloroethane	ND		1.00	0.390	ug/L			12/09/25 18:00	1
1,1,2-Trichloroethane	ND		5.00	1.00	ug/L			12/09/25 18:00	1
Trichloroethene	ND		1.00	0.480	ug/L			12/09/25 18:00	1
Trichlorofluoromethane	ND		1.00	0.250	ug/L			12/09/25 18:00	1
1,2,3-Trichloropropane	ND		5.00	0.840	ug/L			12/09/25 18:00	1
1,1,2-Trichloro-1,2,2-trifluoroethane	ND		1.00	0.500	ug/L			12/09/25 18:00	1
1,2,4-Trimethylbenzene	ND		1.00	0.820	ug/L			12/09/25 18:00	1
1,3,5-Trimethylbenzene	ND		1.00	0.560	ug/L			12/09/25 18:00	1
Vinyl acetate	ND		25.0	0.930	ug/L			12/09/25 18:00	1
Vinyl chloride	ND		1.00	0.500	ug/L			12/09/25 18:00	1
Xylenes, Total	ND		10.0	6.00	ug/L			12/09/25 18:00	1

Surrogate	%Recovery	Qualifier	Limits	Prepared	Analyzed	Dil Fac
4-Bromofluorobenzene	102		56 - 136		12/09/25 18:00	1
Dibromofluoromethane	99		79 - 130		12/09/25 18:00	1
1,2-Dichloroethane-d4 (Surr)	106		59 - 146		12/09/25 18:00	1
Toluene-d8 (Surr)	102		64 - 132		12/09/25 18:00	1

Method: SW846 8270E SIM ID - Semivolatile Organic Compounds (GC/MS SIM / Isotope Dilution)

Analyte	Result	Qualifier	RL	MDL	Unit	D	Prepared	Analyzed	Dil Fac
1,4-Dioxane	ND		0.279	0.279	ug/L		12/08/25 11:11	12/08/25 21:44	1

Isotope Dilution	%Recovery	Qualifier	Limits	Prepared	Analyzed	Dil Fac
1,4-Dioxane-d8	22		10 - 140	12/08/25 11:11	12/08/25 21:44	1

Method: SW846 8270E - Semivolatile Organic Compounds (GC-MS/MS)

Analyte	Result	Qualifier	RL	MDL	Unit	D	Prepared	Analyzed	Dil Fac
1,1'-Biphenyl	ND		9.93	0.417	ug/L		12/06/25 15:15	12/09/25 10:49	1
2,4,5-Trichlorophenol	ND		9.93	0.536	ug/L		12/06/25 15:15	12/09/25 10:49	1
2,4,6-Trichlorophenol	ND		9.93	1.08	ug/L		12/06/25 15:15	12/09/25 10:49	1
2,4-Dichlorophenol	ND		9.93	0.566	ug/L		12/06/25 15:15	12/09/25 10:49	1
2,4-Dimethylphenol	ND		9.93	0.238	ug/L		12/06/25 15:15	12/09/25 10:49	1
2,4-Dinitrophenol	ND		29.8	4.65	ug/L		12/06/25 15:15	12/09/25 10:49	1
2,4-Dinitrotoluene	ND		9.93	0.646	ug/L		12/06/25 15:15	12/09/25 10:49	1
2,6-Dinitrotoluene	ND		9.93	0.288	ug/L		12/06/25 15:15	12/09/25 10:49	1
2-Chloronaphthalene	ND		9.93	0.377	ug/L		12/06/25 15:15	12/09/25 10:49	1
2-Chlorophenol	ND		9.93	0.834	ug/L		12/06/25 15:15	12/09/25 10:49	1
2-Methylnaphthalene	ND		9.93	0.805	ug/L		12/06/25 15:15	12/09/25 10:49	1

Eurofins Raleigh

Client Sample Results

Client: S&ME Inc
Project/Site: Lyon Park

Job ID: 752-39890-1

Client Sample ID: MW-7
Date Collected: 12/03/25 12:40
Date Received: 12/04/25 08:00

Lab Sample ID: 752-39890-13
Matrix: Water

Method: SW846 8270E - Semivolatile Organic Compounds (GC-MS/MS) (Continued)

Analyte	Result	Qualifier	RL	MDL	Unit	D	Prepared	Analyzed	Dil Fac
2-Methylphenol	ND		9.93	0.755	ug/L		12/06/25 15:15	12/09/25 10:49	1
2-Nitroaniline	ND		9.93	1.36	ug/L		12/06/25 15:15	12/09/25 10:49	1
2-Nitrophenol	ND		9.93	1.16	ug/L		12/06/25 15:15	12/09/25 10:49	1
3 & 4 Methylphenol	ND		19.9	4.57	ug/L		12/06/25 15:15	12/09/25 10:49	1
3,3'-Dichlorobenzidine	ND		10.9	0.407	ug/L		12/06/25 15:15	12/09/25 10:49	1
3-Nitroaniline	ND		9.93	0.944	ug/L		12/06/25 15:15	12/09/25 10:49	1
4,6-Dinitro-2-methylphenol	ND		9.93	1.96	ug/L		12/06/25 15:15	12/09/25 10:49	1
4-Bromophenyl phenyl ether	ND		9.93	0.129	ug/L		12/06/25 15:15	12/09/25 10:49	1
4-Chloro-3-methylphenol	ND		9.93	0.725	ug/L		12/06/25 15:15	12/09/25 10:49	1
4-Chloroaniline	ND		9.93	0.576	ug/L		12/06/25 15:15	12/09/25 10:49	1
4-Chlorophenyl phenyl ether	ND		9.93	0.238	ug/L		12/06/25 15:15	12/09/25 10:49	1
4-Nitroaniline	ND		9.93	3.48	ug/L		12/06/25 15:15	12/09/25 10:49	1
4-Nitrophenol	ND		9.93	2.72	ug/L		12/06/25 15:15	12/09/25 10:49	1
Acenaphthene	ND		9.93	0.626	ug/L		12/06/25 15:15	12/09/25 10:49	1
Acenaphthylene	ND		9.93	0.755	ug/L		12/06/25 15:15	12/09/25 10:49	1
Acetophenone	ND		9.93	3.18	ug/L		12/06/25 15:15	12/09/25 10:49	1
Anthracene	ND		9.93	0.904	ug/L		12/06/25 15:15	12/09/25 10:49	1
Atrazine	ND		9.93	1.12	ug/L		12/06/25 15:15	12/09/25 10:49	1
Benzaldehyde	ND		9.93	0.666	ug/L		12/06/25 15:15	12/09/25 10:49	1
Benzo[a]anthracene	ND		9.93	0.993	ug/L		12/06/25 15:15	12/09/25 10:49	1
Benzo[a]pyrene	ND		9.93	1.09	ug/L		12/06/25 15:15	12/09/25 10:49	1
Benzo[b]fluoranthene	ND		9.93	1.19	ug/L		12/06/25 15:15	12/09/25 10:49	1
Benzo[g,h,i]perylene	ND		9.93	1.49	ug/L		12/06/25 15:15	12/09/25 10:49	1
Benzo[k]fluoranthene	ND		9.93	1.49	ug/L		12/06/25 15:15	12/09/25 10:49	1
bis (2-chloroisopropyl) ether	ND		9.93	0.924	ug/L		12/06/25 15:15	12/09/25 10:49	1
Bis(2-chloroethoxy)methane	ND		9.93	0.338	ug/L		12/06/25 15:15	12/09/25 10:49	1
Bis(2-chloroethyl)ether	ND		9.93	0.725	ug/L		12/06/25 15:15	12/09/25 10:49	1
Bis(2-ethylhexyl) phthalate	ND		9.93	3.97	ug/L		12/06/25 15:15	12/09/25 10:49	1
Butyl benzyl phthalate	ND		9.93	3.97	ug/L		12/06/25 15:15	12/09/25 10:49	1
Caprolactam	7.16	J	9.93	2.38	ug/L		12/06/25 15:15	12/09/25 10:49	1
Carbazole	ND		9.93	0.318	ug/L		12/06/25 15:15	12/09/25 10:49	1
Chrysene	ND		9.93	1.19	ug/L		12/06/25 15:15	12/09/25 10:49	1
Dibenz(a,h)anthracene	ND		9.93	1.29	ug/L		12/06/25 15:15	12/09/25 10:49	1
Dibenzofuran	ND		9.93	0.636	ug/L		12/06/25 15:15	12/09/25 10:49	1
Diethyl phthalate	ND		9.93	3.97	ug/L		12/06/25 15:15	12/09/25 10:49	1
Dimethyl phthalate	ND		9.93	3.97	ug/L		12/06/25 15:15	12/09/25 10:49	1
Di-n-butyl phthalate	ND		9.93	8.14	ug/L		12/06/25 15:15	12/09/25 10:49	1
Di-n-octyl phthalate	ND		9.93	3.97	ug/L		12/06/25 15:15	12/09/25 10:49	1
Fluoranthene	ND		9.93	0.626	ug/L		12/06/25 15:15	12/09/25 10:49	1
Fluorene	ND		9.93	0.666	ug/L		12/06/25 15:15	12/09/25 10:49	1
Hexachlorobenzene	ND		9.93	0.248	ug/L		12/06/25 15:15	12/09/25 10:49	1
Hexachlorobutadiene	ND		9.93	0.546	ug/L		12/06/25 15:15	12/09/25 10:49	1
Hexachlorocyclopentadiene	ND		19.9	0.318	ug/L		12/06/25 15:15	12/09/25 10:49	1
Hexachloroethane	ND		9.93	0.526	ug/L		12/06/25 15:15	12/09/25 10:49	1
Indeno[1,2,3-cd]pyrene	ND		9.93	1.09	ug/L		12/06/25 15:15	12/09/25 10:49	1
Isophorone	ND		9.93	0.795	ug/L		12/06/25 15:15	12/09/25 10:49	1
Naphthalene	ND		9.93	0.745	ug/L		12/06/25 15:15	12/09/25 10:49	1
Nitrobenzene	ND		9.93	0.596	ug/L		12/06/25 15:15	12/09/25 10:49	1
N-Nitrosodi-n-propylamine	ND		9.93	0.328	ug/L		12/06/25 15:15	12/09/25 10:49	1

Eurofins Raleigh

Client Sample Results

Client: S&ME Inc
Project/Site: Lyon Park

Job ID: 752-39890-1

Client Sample ID: MW-7

Lab Sample ID: 752-39890-13

Date Collected: 12/03/25 12:40

Matrix: Water

Date Received: 12/04/25 08:00

Method: SW846 8270E - Semivolatile Organic Compounds (GC-MS/MS) (Continued)

Analyte	Result	Qualifier	RL	MDL	Unit	D	Prepared	Analyzed	Dil Fac
N-Nitrosodiphenylamine	ND		9.93	0.189	ug/L		12/06/25 15:15	12/09/25 10:49	1
Pentachlorophenol	ND		9.93	2.78	ug/L		12/06/25 15:15	12/09/25 10:49	1
Phenanthrene	ND		9.93	0.735	ug/L		12/06/25 15:15	12/09/25 10:49	1
Phenol	ND		9.93	0.675	ug/L		12/06/25 15:15	12/09/25 10:49	1
Pyrene	ND		9.93	0.626	ug/L		12/06/25 15:15	12/09/25 10:49	1

Surrogate	%Recovery	Qualifier	Limits				Prepared	Analyzed	Dil Fac
2,4,6-Tribromophenol (Surr)	71		10 - 150				12/06/25 15:15	12/09/25 10:49	1
2-Fluorobiphenyl (Surr)	79		25 - 139				12/06/25 15:15	12/09/25 10:49	1
2-Fluorophenol (Surr)	72		10 - 150				12/06/25 15:15	12/09/25 10:49	1
Nitrobenzene-d5 (Surr)	78		22 - 150				12/06/25 15:15	12/09/25 10:49	1
Phenol-d5 (Surr)	71		10 - 150				12/06/25 15:15	12/09/25 10:49	1
Terphenyl-d14 (Surr)	80		28 - 150				12/06/25 15:15	12/09/25 10:49	1

Method: SW846 6020B - Metals (ICP/MS) - Total Recoverable

Analyte	Result	Qualifier	RL	MDL	Unit	D	Prepared	Analyzed	Dil Fac
Antimony	ND		5.00	2.45	ug/L		12/08/25 10:35	12/09/25 13:57	1
Arsenic	1.57	J	5.00	1.32	ug/L		12/08/25 10:35	12/09/25 13:57	1
Barium	140		10.0	0.410	ug/L		12/08/25 10:35	12/09/25 13:57	1
Beryllium	0.380	J	1.00	0.147	ug/L		12/08/25 10:35	12/09/25 13:57	1
Cadmium	ND		0.700	0.237	ug/L		12/08/25 10:35	12/09/25 13:57	1
Chromium	ND		5.00	3.69	ug/L		12/08/25 10:35	12/09/25 13:57	1
Cobalt	1.12	J	5.00	0.411	ug/L		12/08/25 10:35	12/09/25 13:57	1
Copper	6.99		2.00	0.642	ug/L		12/08/25 10:35	12/09/25 13:57	1
Lead	1.29		1.00	0.864	ug/L		12/08/25 10:35	12/09/25 13:57	1
Manganese	148		5.00	1.29	ug/L		12/08/25 10:35	12/09/25 13:57	1
Nickel	2.07	J	5.00	0.422	ug/L		12/08/25 10:35	12/09/25 13:57	1
Selenium	ND		5.00	2.29	ug/L		12/08/25 10:35	12/09/25 13:57	1
Silver	ND		1.00	0.167	ug/L		12/08/25 10:35	12/09/25 13:57	1
Thallium	ND		1.00	0.190	ug/L		12/08/25 10:35	12/09/25 13:57	1
Vanadium	8.29		5.00	1.22	ug/L		12/08/25 10:35	12/09/25 13:57	1
Zinc	ND		10.0	8.91	ug/L		12/08/25 10:35	12/09/25 13:57	1

Method: SW846 7470A - Mercury (CVAA)

Analyte	Result	Qualifier	RL	MDL	Unit	D	Prepared	Analyzed	Dil Fac
Mercury	ND		0.200	0.166	ug/L		12/08/25 17:03	12/09/25 14:50	1

General Chemistry

Analyte	Result	Qualifier	RL	MDL	Unit	D	Prepared	Analyzed	Dil Fac
Ammonia (MCAWW 350.1-1993 R2.0)	ND		0.250	0.100	mg/L			12/09/25 14:15	1
Nitrite as N (EPA 353.2)	ND		0.100	0.0168	mg/L			12/04/25 16:59	1
Nitrate Nitrite as N (MCAWW 353.2-1993 R2.0)	1.66		0.100	0.0100	mg/L			12/11/25 11:34	1
Nitrate as N (SM Nitrate by calc)	1.66		0.100	0.0100	mg/L			12/11/25 16:15	1
Sulfate (SM 4500 SO4 E)	20.6		5.00	1.40	mg/L			12/06/25 13:25	1

Client Sample Results

Client: S&ME Inc
Project/Site: Lyon Park

Job ID: 752-39890-1

Client Sample ID: 120325-Dup-1

Lab Sample ID: 752-39890-14

Date Collected: 12/03/25 00:00

Matrix: Water

Date Received: 12/04/25 08:00

Method: SW846 8260D - Volatile Organic Compounds by GC/MS

Analyte	Result	Qualifier	RL	MDL	Unit	D	Prepared	Analyzed	Dil Fac
Acetone	ND		25.0	10.0	ug/L			12/09/25 18:21	1
Benzene	ND		1.00	0.500	ug/L			12/09/25 18:21	1
Bromobenzene	ND		1.00	0.540	ug/L			12/09/25 18:21	1
Bromoform	ND		5.00	0.250	ug/L			12/09/25 18:21	1
Bromomethane	ND		1.00	0.980	ug/L			12/09/25 18:21	1
2-Butanone (MEK)	ND		25.0	2.60	ug/L			12/09/25 18:21	1
Carbon disulfide	ND		1.00	0.500	ug/L			12/09/25 18:21	1
Carbon tetrachloride	ND		1.00	0.460	ug/L			12/09/25 18:21	1
Chlorobenzene	ND		1.00	0.420	ug/L			12/09/25 18:21	1
Chlorobromomethane	ND		1.00	0.520	ug/L			12/09/25 18:21	1
Chlorodibromomethane	ND		1.00	0.610	ug/L			12/09/25 18:21	1
Chloroethane	ND		1.00	0.760	ug/L			12/09/25 18:21	1
Chloroform	ND		1.00	0.900	ug/L			12/09/25 18:21	1
Chloromethane	ND		1.00	0.840	ug/L			12/09/25 18:21	1
2-Chlorotoluene	ND		1.00	0.570	ug/L			12/09/25 18:21	1
4-Chlorotoluene	ND		1.00	0.560	ug/L			12/09/25 18:21	1
cis-1,2-Dichloroethene	ND		1.00	0.760	ug/L			12/09/25 18:21	1
cis-1,3-Dichloropropene	ND		5.00	0.500	ug/L			12/09/25 18:21	1
1,2-Dibromo-3-Chloropropane	ND		5.00	1.50	ug/L			12/09/25 18:21	1
Dibromomethane	ND		5.00	0.220	ug/L			12/09/25 18:21	1
1,2-Dichlorobenzene	ND		1.00	0.500	ug/L			12/09/25 18:21	1
1,3-Dichlorobenzene	ND		1.00	0.540	ug/L			12/09/25 18:21	1
1,4-Dichlorobenzene	ND		1.00	0.640	ug/L			12/09/25 18:21	1
Dichlorobromomethane	ND		1.00	0.500	ug/L			12/09/25 18:21	1
1,1-Dichloroethane	ND		1.00	0.500	ug/L			12/09/25 18:21	1
1,2-Dichloroethane	ND		1.00	0.550	ug/L			12/09/25 18:21	1
1,1-Dichloroethene	ND		1.00	0.500	ug/L			12/09/25 18:21	1
1,2-Dichloropropane	ND		1.00	0.500	ug/L			12/09/25 18:21	1
1,3-Dichloropropane	ND		1.00	0.500	ug/L			12/09/25 18:21	1
2,2-Dichloropropane	ND		1.00	0.500	ug/L			12/09/25 18:21	1
1,1-Dichloropropene	ND		1.00	0.340	ug/L			12/09/25 18:21	1
Ethyl acetate	ND		10.0	6.14	ug/L			12/09/25 18:21	1
Ethylbenzene	ND		1.00	0.500	ug/L			12/09/25 18:21	1
Ethylene Dibromide	ND		1.00	0.230	ug/L			12/09/25 18:21	1
Hexachlorobutadiene	ND		5.00	0.900	ug/L			12/09/25 18:21	1
Hexane	ND		1.00	0.960	ug/L			12/09/25 18:21	1
2-Hexanone	ND		25.0	9.10	ug/L			12/09/25 18:21	1
Iodomethane	ND		1.00	0.900	ug/L			12/09/25 18:21	1
Isopropylbenzene	ND		1.00	0.530	ug/L			12/09/25 18:21	1
Isopropyl ether	ND		1.00	0.740	ug/L			12/09/25 18:21	1
4-Isopropyltoluene	ND		1.00	0.710	ug/L			12/09/25 18:21	1
Methylene Chloride	ND		5.00	4.00	ug/L			12/09/25 18:21	1
4-Methyl-2-pentanone (MIBK)	ND		25.0	1.80	ug/L			12/09/25 18:21	1
Methyl tert-butyl ether	0.264	J	1.00	0.220	ug/L			12/09/25 18:21	1
m-Xylene & p-Xylene	ND		5.00	3.00	ug/L			12/09/25 18:21	1
Naphthalene	ND		5.00	3.00	ug/L			12/09/25 18:21	1
n-Butylbenzene	ND		1.00	0.760	ug/L			12/09/25 18:21	1
n-Heptane	ND		1.00	0.690	ug/L			12/09/25 18:21	1
N-Propylbenzene	ND		1.00	0.690	ug/L			12/09/25 18:21	1

Eurofins Raleigh

Client Sample Results

Client: S&ME Inc
Project/Site: Lyon Park

Job ID: 752-39890-1

Client Sample ID: 120325-Dup-1

Lab Sample ID: 752-39890-14

Date Collected: 12/03/25 00:00

Matrix: Water

Date Received: 12/04/25 08:00

Method: SW846 8260D - Volatile Organic Compounds by GC/MS (Continued)

Analyte	Result	Qualifier	RL	MDL	Unit	D	Prepared	Analyzed	Dil Fac
o-Xylene	ND		5.00	3.00	ug/L			12/09/25 18:21	1
sec-Butylbenzene	ND		1.00	0.700	ug/L			12/09/25 18:21	1
Styrene	ND		1.00	1.00	ug/L			12/09/25 18:21	1
tert-Butylbenzene	ND		1.00	0.630	ug/L			12/09/25 18:21	1
1,1,1,2-Tetrachloroethane	ND		1.00	0.380	ug/L			12/09/25 18:21	1
1,1,1,2,2-Tetrachloroethane	ND		1.00	0.500	ug/L			12/09/25 18:21	1
Tetrachloroethene	ND		1.00	0.330	ug/L			12/09/25 18:21	1
Toluene	ND		1.00	0.900	ug/L			12/09/25 18:21	1
trans-1,4-Dichloro-2-butene	ND		5.00	1.00	ug/L			12/09/25 18:21	1
trans-1,2-Dichloroethene	ND		1.00	0.500	ug/L			12/09/25 18:21	1
trans-1,3-Dichloropropene	ND		5.00	0.470	ug/L			12/09/25 18:21	1
1,2,3-Trichlorobenzene	ND		1.00	0.900	ug/L			12/09/25 18:21	1
1,2,4-Trichlorobenzene	ND		1.00	0.820	ug/L			12/09/25 18:21	1
1,1,1-Trichloroethane	ND		1.00	0.390	ug/L			12/09/25 18:21	1
1,1,2-Trichloroethane	ND		5.00	1.00	ug/L			12/09/25 18:21	1
Trichloroethene	ND		1.00	0.480	ug/L			12/09/25 18:21	1
Trichlorofluoromethane	ND		1.00	0.250	ug/L			12/09/25 18:21	1
1,2,3-Trichloropropane	ND		5.00	0.840	ug/L			12/09/25 18:21	1
1,1,2-Trichloro-1,2,2-trifluoroethane	ND		1.00	0.500	ug/L			12/09/25 18:21	1
1,2,4-Trimethylbenzene	ND		1.00	0.820	ug/L			12/09/25 18:21	1
1,3,5-Trimethylbenzene	ND		1.00	0.560	ug/L			12/09/25 18:21	1
Vinyl acetate	ND		25.0	0.930	ug/L			12/09/25 18:21	1
Vinyl chloride	ND		1.00	0.500	ug/L			12/09/25 18:21	1
Xylenes, Total	ND		10.0	6.00	ug/L			12/09/25 18:21	1

Surrogate	%Recovery	Qualifier	Limits	Prepared	Analyzed	Dil Fac
4-Bromofluorobenzene	99		56 - 136		12/09/25 18:21	1
Dibromofluoromethane	104		79 - 130		12/09/25 18:21	1
1,2-Dichloroethane-d4 (Surr)	108		59 - 146		12/09/25 18:21	1
Toluene-d8 (Surr)	99		64 - 132		12/09/25 18:21	1

Method: SW846 8270E SIM ID - Semivolatile Organic Compounds (GC/MS SIM / Isotope Dilution)

Analyte	Result	Qualifier	RL	MDL	Unit	D	Prepared	Analyzed	Dil Fac
1,4-Dioxane	ND		0.279	0.279	ug/L		12/08/25 11:11	12/08/25 22:05	1

Isotope Dilution	%Recovery	Qualifier	Limits	Prepared	Analyzed	Dil Fac
1,4-Dioxane-d8	24		10 - 140	12/08/25 11:11	12/08/25 22:05	1

Method: SW846 8270E - Semivolatile Organic Compounds (GC-MS/MS)

Analyte	Result	Qualifier	RL	MDL	Unit	D	Prepared	Analyzed	Dil Fac
1,1'-Biphenyl	ND		9.90	0.416	ug/L		12/06/25 15:15	12/09/25 11:22	1
2,4,5-Trichlorophenol	ND		9.90	0.535	ug/L		12/06/25 15:15	12/09/25 11:22	1
2,4,6-Trichlorophenol	ND		9.90	1.08	ug/L		12/06/25 15:15	12/09/25 11:22	1
2,4-Dichlorophenol	ND		9.90	0.564	ug/L		12/06/25 15:15	12/09/25 11:22	1
2,4-Dimethylphenol	ND		9.90	0.238	ug/L		12/06/25 15:15	12/09/25 11:22	1
2,4-Dinitrophenol	ND		29.7	4.63	ug/L		12/06/25 15:15	12/09/25 11:22	1
2,4-Dinitrotoluene	ND		9.90	0.644	ug/L		12/06/25 15:15	12/09/25 11:22	1
2,6-Dinitrotoluene	ND		9.90	0.287	ug/L		12/06/25 15:15	12/09/25 11:22	1
2-Chloronaphthalene	ND		9.90	0.376	ug/L		12/06/25 15:15	12/09/25 11:22	1
2-Chlorophenol	ND		9.90	0.832	ug/L		12/06/25 15:15	12/09/25 11:22	1
2-Methylnaphthalene	ND		9.90	0.802	ug/L		12/06/25 15:15	12/09/25 11:22	1

Eurofins Raleigh

Client Sample Results

Client: S&ME Inc
Project/Site: Lyon Park

Job ID: 752-39890-1

Client Sample ID: 120325-Dup-1

Lab Sample ID: 752-39890-14

Date Collected: 12/03/25 00:00

Matrix: Water

Date Received: 12/04/25 08:00

Method: SW846 8270E - Semivolatile Organic Compounds (GC-MS/MS) (Continued)

Analyte	Result	Qualifier	RL	MDL	Unit	D	Prepared	Analyzed	Dil Fac
2-Methylphenol	ND		9.90	0.752	ug/L		12/06/25 15:15	12/09/25 11:22	1
2-Nitroaniline	ND		9.90	1.36	ug/L		12/06/25 15:15	12/09/25 11:22	1
2-Nitrophenol	ND		9.90	1.16	ug/L		12/06/25 15:15	12/09/25 11:22	1
3 & 4 Methylphenol	ND		19.8	4.55	ug/L		12/06/25 15:15	12/09/25 11:22	1
3,3'-Dichlorobenzidine	ND		10.9	0.406	ug/L		12/06/25 15:15	12/09/25 11:22	1
3-Nitroaniline	ND		9.90	0.941	ug/L		12/06/25 15:15	12/09/25 11:22	1
4,6-Dinitro-2-methylphenol	ND		9.90	1.95	ug/L		12/06/25 15:15	12/09/25 11:22	1
4-Bromophenyl phenyl ether	ND		9.90	0.129	ug/L		12/06/25 15:15	12/09/25 11:22	1
4-Chloro-3-methylphenol	ND		9.90	0.723	ug/L		12/06/25 15:15	12/09/25 11:22	1
4-Chloroaniline	ND		9.90	0.574	ug/L		12/06/25 15:15	12/09/25 11:22	1
4-Chlorophenyl phenyl ether	ND		9.90	0.238	ug/L		12/06/25 15:15	12/09/25 11:22	1
4-Nitroaniline	ND		9.90	3.47	ug/L		12/06/25 15:15	12/09/25 11:22	1
4-Nitrophenol	ND		9.90	2.71	ug/L		12/06/25 15:15	12/09/25 11:22	1
Acenaphthene	ND		9.90	0.624	ug/L		12/06/25 15:15	12/09/25 11:22	1
Acenaphthylene	ND		9.90	0.752	ug/L		12/06/25 15:15	12/09/25 11:22	1
Acetophenone	ND		9.90	3.17	ug/L		12/06/25 15:15	12/09/25 11:22	1
Anthracene	ND		9.90	0.901	ug/L		12/06/25 15:15	12/09/25 11:22	1
Atrazine	ND		9.90	1.12	ug/L		12/06/25 15:15	12/09/25 11:22	1
Benzaldehyde	ND		9.90	0.663	ug/L		12/06/25 15:15	12/09/25 11:22	1
Benzo[a]anthracene	ND		9.90	0.990	ug/L		12/06/25 15:15	12/09/25 11:22	1
Benzo[a]pyrene	ND		9.90	1.09	ug/L		12/06/25 15:15	12/09/25 11:22	1
Benzo[b]fluoranthene	ND		9.90	1.19	ug/L		12/06/25 15:15	12/09/25 11:22	1
Benzo[g,h,i]perylene	ND		9.90	1.49	ug/L		12/06/25 15:15	12/09/25 11:22	1
Benzo[k]fluoranthene	ND		9.90	1.49	ug/L		12/06/25 15:15	12/09/25 11:22	1
bis (2-chloroisopropyl) ether	ND		9.90	0.921	ug/L		12/06/25 15:15	12/09/25 11:22	1
Bis(2-chloroethoxy)methane	ND		9.90	0.337	ug/L		12/06/25 15:15	12/09/25 11:22	1
Bis(2-chloroethyl)ether	ND		9.90	0.723	ug/L		12/06/25 15:15	12/09/25 11:22	1
Bis(2-ethylhexyl) phthalate	ND		9.90	3.96	ug/L		12/06/25 15:15	12/09/25 11:22	1
Butyl benzyl phthalate	ND		9.90	3.96	ug/L		12/06/25 15:15	12/09/25 11:22	1
Caprolactam	ND		9.90	2.38	ug/L		12/06/25 15:15	12/09/25 11:22	1
Carbazole	ND		9.90	0.317	ug/L		12/06/25 15:15	12/09/25 11:22	1
Chrysene	ND		9.90	1.19	ug/L		12/06/25 15:15	12/09/25 11:22	1
Dibenz(a,h)anthracene	ND		9.90	1.29	ug/L		12/06/25 15:15	12/09/25 11:22	1
Dibenzofuran	ND		9.90	0.634	ug/L		12/06/25 15:15	12/09/25 11:22	1
Diethyl phthalate	ND		9.90	3.96	ug/L		12/06/25 15:15	12/09/25 11:22	1
Dimethyl phthalate	ND		9.90	3.96	ug/L		12/06/25 15:15	12/09/25 11:22	1
Di-n-butyl phthalate	ND		9.90	8.11	ug/L		12/06/25 15:15	12/09/25 11:22	1
Di-n-octyl phthalate	ND		9.90	3.96	ug/L		12/06/25 15:15	12/09/25 11:22	1
Fluoranthene	ND		9.90	0.624	ug/L		12/06/25 15:15	12/09/25 11:22	1
Fluorene	ND		9.90	0.663	ug/L		12/06/25 15:15	12/09/25 11:22	1
Hexachlorobenzene	ND		9.90	0.248	ug/L		12/06/25 15:15	12/09/25 11:22	1
Hexachlorobutadiene	ND		9.90	0.545	ug/L		12/06/25 15:15	12/09/25 11:22	1
Hexachlorocyclopentadiene	ND		19.8	0.317	ug/L		12/06/25 15:15	12/09/25 11:22	1
Hexachloroethane	ND		9.90	0.525	ug/L		12/06/25 15:15	12/09/25 11:22	1
Indeno[1,2,3-cd]pyrene	ND		9.90	1.09	ug/L		12/06/25 15:15	12/09/25 11:22	1
Isophorone	ND		9.90	0.792	ug/L		12/06/25 15:15	12/09/25 11:22	1
Naphthalene	ND		9.90	0.743	ug/L		12/06/25 15:15	12/09/25 11:22	1
Nitrobenzene	ND		9.90	0.594	ug/L		12/06/25 15:15	12/09/25 11:22	1
N-Nitrosodi-n-propylamine	ND		9.90	0.327	ug/L		12/06/25 15:15	12/09/25 11:22	1

Eurofins Raleigh

Client Sample Results

Client: S&ME Inc
Project/Site: Lyon Park

Job ID: 752-39890-1

Client Sample ID: 120325-Dup-1

Lab Sample ID: 752-39890-14

Date Collected: 12/03/25 00:00

Matrix: Water

Date Received: 12/04/25 08:00

Method: SW846 8270E - Semivolatile Organic Compounds (GC-MS/MS) (Continued)

Analyte	Result	Qualifier	RL	MDL	Unit	D	Prepared	Analyzed	Dil Fac
N-Nitrosodiphenylamine	ND		9.90	0.188	ug/L		12/06/25 15:15	12/09/25 11:22	1
Pentachlorophenol	ND		9.90	2.77	ug/L		12/06/25 15:15	12/09/25 11:22	1
Phenanthrene	ND		9.90	0.733	ug/L		12/06/25 15:15	12/09/25 11:22	1
Phenol	ND		9.90	0.673	ug/L		12/06/25 15:15	12/09/25 11:22	1
Pyrene	ND		9.90	0.624	ug/L		12/06/25 15:15	12/09/25 11:22	1

Surrogate	%Recovery	Qualifier	Limits	Prepared	Analyzed	Dil Fac
2,4,6-Tribromophenol (Surr)	70		10 - 150	12/06/25 15:15	12/09/25 11:22	1
2-Fluorobiphenyl (Surr)	75		25 - 139	12/06/25 15:15	12/09/25 11:22	1
2-Fluorophenol (Surr)	69		10 - 150	12/06/25 15:15	12/09/25 11:22	1
Nitrobenzene-d5 (Surr)	74		22 - 150	12/06/25 15:15	12/09/25 11:22	1
Phenol-d5 (Surr)	68		10 - 150	12/06/25 15:15	12/09/25 11:22	1
Terphenyl-d14 (Surr)	54		28 - 150	12/06/25 15:15	12/09/25 11:22	1

Method: SW846 6020B - Metals (ICP/MS) - Total Recoverable

Analyte	Result	Qualifier	RL	MDL	Unit	D	Prepared	Analyzed	Dil Fac
Antimony	ND		5.00	2.45	ug/L		12/08/25 10:35	12/09/25 14:16	1
Arsenic	ND		5.00	1.32	ug/L		12/08/25 10:35	12/09/25 14:16	1
Barium	324		10.0	0.410	ug/L		12/08/25 10:35	12/09/25 14:16	1
Beryllium	ND		1.00	0.147	ug/L		12/08/25 10:35	12/09/25 14:16	1
Cadmium	ND		0.700	0.237	ug/L		12/08/25 10:35	12/09/25 14:16	1
Chromium	ND		5.00	3.69	ug/L		12/08/25 10:35	12/09/25 14:16	1
Cobalt	ND		5.00	0.411	ug/L		12/08/25 10:35	12/09/25 14:16	1
Copper	0.668 J		2.00	0.642	ug/L		12/08/25 10:35	12/09/25 14:16	1
Lead	ND		1.00	0.864	ug/L		12/08/25 10:35	12/09/25 14:16	1
Manganese	20.0		5.00	1.29	ug/L		12/08/25 10:35	12/09/25 14:16	1
Nickel	20.6		5.00	0.422	ug/L		12/08/25 10:35	12/09/25 14:16	1
Selenium	ND		5.00	2.29	ug/L		12/08/25 10:35	12/09/25 14:16	1
Silver	ND		1.00	0.167	ug/L		12/08/25 10:35	12/09/25 14:16	1
Thallium	ND		1.00	0.190	ug/L		12/08/25 10:35	12/09/25 14:16	1
Vanadium	1.78 J		5.00	1.22	ug/L		12/08/25 10:35	12/09/25 14:16	1
Zinc	ND		10.0	8.91	ug/L		12/08/25 10:35	12/09/25 14:16	1

Method: SW846 7470A - Mercury (CVAA)

Analyte	Result	Qualifier	RL	MDL	Unit	D	Prepared	Analyzed	Dil Fac
Mercury	ND		0.200	0.166	ug/L		12/08/25 17:03	12/09/25 14:54	1

General Chemistry

Analyte	Result	Qualifier	RL	MDL	Unit	D	Prepared	Analyzed	Dil Fac
Ammonia (MCAWW 350.1-1993 R2.0)	ND		0.250	0.100	mg/L			12/09/25 14:17	1
Nitrite as N (EPA 353.2)	ND		0.100	0.0168	mg/L			12/04/25 17:00	1
Nitrate Nitrite as N (MCAWW 353.2-1993 R2.0)	0.335		0.100	0.0100	mg/L			12/11/25 11:36	1
Nitrate as N (SM Nitrate by calc)	0.335		0.100	0.0100	mg/L			12/11/25 16:15	1
Sulfate (SM 4500 SO4 E)	57.0		10.0	2.80	mg/L			12/06/25 13:36	2

Eurofins Raleigh

Client Sample Results

Client: S&ME Inc
Project/Site: Lyon Park

Job ID: 752-39890-1

Client Sample ID: Trip Blank

Lab Sample ID: 752-39890-15

Date Collected: 12/03/25 00:00

Matrix: Water

Date Received: 12/04/25 08:00

Method: SW846 8260D - Volatile Organic Compounds by GC/MS

Analyte	Result	Qualifier	RL	MDL	Unit	D	Prepared	Analyzed	Dil Fac
Acetone	ND		25.0	10.0	ug/L			12/09/25 14:32	1
Benzene	ND		1.00	0.500	ug/L			12/09/25 14:32	1
Bromobenzene	ND		1.00	0.540	ug/L			12/09/25 14:32	1
Bromoform	ND		5.00	0.250	ug/L			12/09/25 14:32	1
Bromomethane	ND		1.00	0.980	ug/L			12/09/25 14:32	1
2-Butanone (MEK)	ND		25.0	2.60	ug/L			12/09/25 14:32	1
Carbon disulfide	ND		1.00	0.500	ug/L			12/09/25 14:32	1
Carbon tetrachloride	ND		1.00	0.460	ug/L			12/09/25 14:32	1
Chlorobenzene	ND		1.00	0.420	ug/L			12/09/25 14:32	1
Chlorobromomethane	ND		1.00	0.520	ug/L			12/09/25 14:32	1
Chlorodibromomethane	ND		1.00	0.610	ug/L			12/09/25 14:32	1
Chloroethane	ND		1.00	0.760	ug/L			12/09/25 14:32	1
Chloroform	ND		1.00	0.900	ug/L			12/09/25 14:32	1
Chloromethane	ND		1.00	0.840	ug/L			12/09/25 14:32	1
2-Chlorotoluene	ND		1.00	0.570	ug/L			12/09/25 14:32	1
4-Chlorotoluene	ND		1.00	0.560	ug/L			12/09/25 14:32	1
cis-1,2-Dichloroethene	ND		1.00	0.760	ug/L			12/09/25 14:32	1
cis-1,3-Dichloropropene	ND		5.00	0.500	ug/L			12/09/25 14:32	1
1,2-Dibromo-3-Chloropropane	ND		5.00	1.50	ug/L			12/09/25 14:32	1
Dibromomethane	ND		5.00	0.220	ug/L			12/09/25 14:32	1
1,2-Dichlorobenzene	ND		1.00	0.500	ug/L			12/09/25 14:32	1
1,3-Dichlorobenzene	ND		1.00	0.540	ug/L			12/09/25 14:32	1
1,4-Dichlorobenzene	ND		1.00	0.640	ug/L			12/09/25 14:32	1
Dichlorobromomethane	ND		1.00	0.500	ug/L			12/09/25 14:32	1
1,1-Dichloroethane	ND		1.00	0.500	ug/L			12/09/25 14:32	1
1,2-Dichloroethane	ND		1.00	0.550	ug/L			12/09/25 14:32	1
1,1-Dichloroethene	ND		1.00	0.500	ug/L			12/09/25 14:32	1
1,2-Dichloropropane	ND		1.00	0.500	ug/L			12/09/25 14:32	1
1,3-Dichloropropane	ND		1.00	0.500	ug/L			12/09/25 14:32	1
2,2-Dichloropropane	ND		1.00	0.500	ug/L			12/09/25 14:32	1
1,1-Dichloropropene	ND		1.00	0.340	ug/L			12/09/25 14:32	1
Ethyl acetate	ND		10.0	6.14	ug/L			12/09/25 14:32	1
Ethylbenzene	ND		1.00	0.500	ug/L			12/09/25 14:32	1
Ethylene Dibromide	ND		1.00	0.230	ug/L			12/09/25 14:32	1
Hexachlorobutadiene	ND		5.00	0.900	ug/L			12/09/25 14:32	1
Hexane	ND		1.00	0.960	ug/L			12/09/25 14:32	1
2-Hexanone	ND		25.0	9.10	ug/L			12/09/25 14:32	1
Iodomethane	ND		1.00	0.900	ug/L			12/09/25 14:32	1
Isopropylbenzene	ND		1.00	0.530	ug/L			12/09/25 14:32	1
Isopropyl ether	ND		1.00	0.740	ug/L			12/09/25 14:32	1
4-Isopropyltoluene	ND		1.00	0.710	ug/L			12/09/25 14:32	1
Methylene Chloride	ND		5.00	4.00	ug/L			12/09/25 14:32	1
4-Methyl-2-pentanone (MIBK)	ND		25.0	1.80	ug/L			12/09/25 14:32	1
Methyl tert-butyl ether	ND		1.00	0.220	ug/L			12/09/25 14:32	1
m-Xylene & p-Xylene	ND		5.00	3.00	ug/L			12/09/25 14:32	1
Naphthalene	ND		5.00	3.00	ug/L			12/09/25 14:32	1
n-Butylbenzene	ND		1.00	0.760	ug/L			12/09/25 14:32	1
n-Heptane	ND		1.00	0.690	ug/L			12/09/25 14:32	1
N-Propylbenzene	ND		1.00	0.690	ug/L			12/09/25 14:32	1

Eurofins Raleigh

Client Sample Results

Client: S&ME Inc
Project/Site: Lyon Park

Job ID: 752-39890-1

Client Sample ID: Trip Blank

Lab Sample ID: 752-39890-15

Date Collected: 12/03/25 00:00

Matrix: Water

Date Received: 12/04/25 08:00

Method: SW846 8260D - Volatile Organic Compounds by GC/MS (Continued)

Analyte	Result	Qualifier	RL	MDL	Unit	D	Prepared	Analyzed	Dil Fac
o-Xylene	ND		5.00	3.00	ug/L			12/09/25 14:32	1
sec-Butylbenzene	ND		1.00	0.700	ug/L			12/09/25 14:32	1
Styrene	ND		1.00	1.00	ug/L			12/09/25 14:32	1
tert-Butylbenzene	ND		1.00	0.630	ug/L			12/09/25 14:32	1
1,1,1,2-Tetrachloroethane	ND		1.00	0.380	ug/L			12/09/25 14:32	1
1,1,2,2-Tetrachloroethane	ND		1.00	0.500	ug/L			12/09/25 14:32	1
Tetrachloroethene	ND		1.00	0.330	ug/L			12/09/25 14:32	1
Toluene	ND		1.00	0.900	ug/L			12/09/25 14:32	1
trans-1,4-Dichloro-2-butene	ND		5.00	1.00	ug/L			12/09/25 14:32	1
trans-1,2-Dichloroethene	ND		1.00	0.500	ug/L			12/09/25 14:32	1
trans-1,3-Dichloropropene	ND		5.00	0.470	ug/L			12/09/25 14:32	1
1,2,3-Trichlorobenzene	ND		1.00	0.900	ug/L			12/09/25 14:32	1
1,2,4-Trichlorobenzene	ND		1.00	0.820	ug/L			12/09/25 14:32	1
1,1,1-Trichloroethane	ND		1.00	0.390	ug/L			12/09/25 14:32	1
1,1,2-Trichloroethane	ND		5.00	1.00	ug/L			12/09/25 14:32	1
Trichloroethene	ND		1.00	0.480	ug/L			12/09/25 14:32	1
Trichlorofluoromethane	ND		1.00	0.250	ug/L			12/09/25 14:32	1
1,2,3-Trichloropropane	ND		5.00	0.840	ug/L			12/09/25 14:32	1
1,1,2-Trichloro-1,2,2-trifluoroethane	ND		1.00	0.500	ug/L			12/09/25 14:32	1
1,2,4-Trimethylbenzene	ND		1.00	0.820	ug/L			12/09/25 14:32	1
1,3,5-Trimethylbenzene	ND		1.00	0.560	ug/L			12/09/25 14:32	1
Vinyl acetate	ND		25.0	0.930	ug/L			12/09/25 14:32	1
Vinyl chloride	ND		1.00	0.500	ug/L			12/09/25 14:32	1
Xylenes, Total	ND		10.0	6.00	ug/L			12/09/25 14:32	1

Surrogate	%Recovery	Qualifier	Limits	Prepared	Analyzed	Dil Fac
4-Bromofluorobenzene	99		56 - 136		12/09/25 14:32	1
Dibromofluoromethane	100		79 - 130		12/09/25 14:32	1
1,2-Dichloroethane-d4 (Surr)	105		59 - 146		12/09/25 14:32	1
Toluene-d8 (Surr)	97		64 - 132		12/09/25 14:32	1

Surrogate Summary

Client: S&ME Inc
Project/Site: Lyon Park

Job ID: 752-39890-1

Method: 8260D - Volatile Organic Compounds by GC/MS

Matrix: Water

Prep Type: Total/NA

Lab Sample ID	Client Sample ID	Percent Surrogate Recovery (Acceptance Limits)			
		BFB (56-136)	DBFM (79-130)	DCA (59-146)	TOL (64-132)
752-39890-1	A-MW-1	100	102	104	97
752-39890-1 MS	A-MW-1	98	101	106	98
752-39890-1 MSD	A-MW-1	103	101	104	98
752-39890-2	A-MW-2	99	99	108	100
752-39890-3	A-MW-3	102	102	110	101
752-39890-4	A-MW-4	102	101	106	101
752-39890-5	A-MW-6	99	101	106	99
752-39890-6	A-MW-7	100	102	105	100
752-39890-7	A-MW-8	99	103	104	99
752-39890-8	A-MW-9	99	102	104	100
752-39890-9	MW-1	99	102	107	99
752-39890-10	MW-4	100	102	105	99
752-39890-11	MW-5	101	100	106	99
752-39890-12	MW-6	99	101	105	98
752-39890-13	MW-7	102	99	106	102
752-39890-14	120325-Dup-1	99	104	108	99
752-39890-15	Trip Blank	99	100	105	97
LCS 400-733131/1003	Lab Control Sample	101	101	101	101
MB 400-733131/5	Method Blank	100	102	107	100

Surrogate Legend

BFB = 4-Bromofluorobenzene
DBFM = Dibromofluoromethane
DCA = 1,2-Dichloroethane-d4 (Surr)
TOL = Toluene-d8 (Surr)

Method: 8270E - Semivolatile Organic Compounds (GC-MS/MS)

Matrix: Water

Prep Type: Total/NA

Lab Sample ID	Client Sample ID	Percent Surrogate Recovery (Acceptance Limits)					
		TBP (10-150)	FBP (25-139)	2FP (10-150)	NBZ (22-150)	PHL (10-150)	TPHL (28-150)
752-39890-1	A-MW-1	76	78	63	87	62	58
752-39890-2	A-MW-2	67	73	67	81	67	58
752-39890-3	A-MW-3	68	76	72	85	72	61
752-39890-4	A-MW-4	72	77	71	84	71	84
752-39890-5	A-MW-6	70	73	69	82	70	60
752-39890-6	A-MW-7	68	78	66	82	65	56
752-39890-7	A-MW-8	69	81	65	79	63	54
752-39890-8	A-MW-9	69	76	70	80	71	56
752-39890-9	MW-1	70	76	67	82	66	71
752-39890-10	MW-4	68	75	63	79	62	57
752-39890-11	MW-5	72	79	68	81	70	69
752-39890-12	MW-6	76	80	77	89	74	65
752-39890-13	MW-7	71	79	72	78	71	80
752-39890-14	120325-Dup-1	70	75	69	74	68	54
LCS 400-732908/2-A	Lab Control Sample	80	74	71	79	80	78
LCSD 400-732908/3-A	Lab Control Sample Dup	82	74	79	87	89	85
MB 400-732908/1-A	Method Blank	67	69	69	77	73	84

Surrogate Legend

Eurofins Raleigh

Surrogate Summary

Client: S&ME Inc

Project/Site: Lyon Park

TBP = 2,4,6-Tribromophenol (Surr)

FBP = 2-Fluorobiphenyl (Surr)

2FP = 2-Fluorophenol (Surr)

NBZ = Nitrobenzene-d5 (Surr)

PHL = Phenol-d5 (Surr)

TPHL = Terphenyl-d14 (Surr)

Job ID: 752-39890-1

- 1
- 2
- 3
- 4
- 5
- 6
- 7
- 8
- 9
- 10
- 11
- 12
- 13
- 14
- 15
- 16

Isotope Dilution Summary

Client: S&ME Inc
Project/Site: Lyon Park

Job ID: 752-39890-1

Method: 8270E SIM ID - Semivolatile Organic Compounds (GC/MS SIM / Isotope Dilution)

Matrix: Water

Prep Type: Total/NA

Percent Isotope Dilution Recovery (Acceptance Limits)

Lab Sample ID	Client Sample ID	DXE (10-140)
752-39890-1	A-MW-1	17
752-39890-2	A-MW-2	22
752-39890-3	A-MW-3	20
752-39890-4	A-MW-4	22
752-39890-5	A-MW-6	22
752-39890-6	A-MW-7	30
752-39890-7	A-MW-8	30
752-39890-8	A-MW-9	31
752-39890-9	MW-1	29
752-39890-10	MW-4	26
752-39890-11	MW-5	26
752-39890-12	MW-6	22
752-39890-13	MW-7	22
752-39890-14	120325-Dup-1	24
LCS 400-732978/2-A	Lab Control Sample	22
LCSD 400-732978/3-A	Lab Control Sample Dup	23
MB 400-732978/1-A	Method Blank	16

Surrogate Legend

DXE = 1,4-Dioxane-d8

QC Sample Results

Client: S&ME Inc
Project/Site: Lyon Park

Job ID: 752-39890-1

Method: 8260D - Volatile Organic Compounds by GC/MS

Lab Sample ID: MB 400-733131/5
Matrix: Water
Analysis Batch: 733131

Client Sample ID: Method Blank
Prep Type: Total/NA

Analyte	MB	MB	RL	MDL	Unit	D	Prepared	Analyzed	Dil Fac
	Result	Qualifier							
Acetone	ND		25.0	10.0	ug/L			12/09/25 11:26	1
Benzene	ND		1.00	0.500	ug/L			12/09/25 11:26	1
Bromobenzene	ND		1.00	0.540	ug/L			12/09/25 11:26	1
Bromoform	ND		5.00	0.250	ug/L			12/09/25 11:26	1
Bromomethane	ND		1.00	0.980	ug/L			12/09/25 11:26	1
2-Butanone (MEK)	ND		25.0	2.60	ug/L			12/09/25 11:26	1
Carbon disulfide	ND		1.00	0.500	ug/L			12/09/25 11:26	1
Carbon tetrachloride	ND		1.00	0.460	ug/L			12/09/25 11:26	1
Chlorobenzene	ND		1.00	0.420	ug/L			12/09/25 11:26	1
Chlorobromomethane	ND		1.00	0.520	ug/L			12/09/25 11:26	1
Chlorodibromomethane	ND		1.00	0.610	ug/L			12/09/25 11:26	1
Chloroethane	ND		1.00	0.760	ug/L			12/09/25 11:26	1
Chloroform	ND		1.00	0.900	ug/L			12/09/25 11:26	1
Chloromethane	ND		1.00	0.840	ug/L			12/09/25 11:26	1
2-Chlorotoluene	ND		1.00	0.570	ug/L			12/09/25 11:26	1
4-Chlorotoluene	ND		1.00	0.560	ug/L			12/09/25 11:26	1
cis-1,2-Dichloroethene	ND		1.00	0.760	ug/L			12/09/25 11:26	1
cis-1,3-Dichloropropene	ND		5.00	0.500	ug/L			12/09/25 11:26	1
1,2-Dibromo-3-Chloropropane	ND		5.00	1.50	ug/L			12/09/25 11:26	1
Dibromomethane	ND		5.00	0.220	ug/L			12/09/25 11:26	1
1,2-Dichlorobenzene	ND		1.00	0.500	ug/L			12/09/25 11:26	1
1,3-Dichlorobenzene	ND		1.00	0.540	ug/L			12/09/25 11:26	1
1,4-Dichlorobenzene	ND		1.00	0.640	ug/L			12/09/25 11:26	1
Dichlorobromomethane	ND		1.00	0.500	ug/L			12/09/25 11:26	1
1,1-Dichloroethane	ND		1.00	0.500	ug/L			12/09/25 11:26	1
1,2-Dichloroethane	ND		1.00	0.550	ug/L			12/09/25 11:26	1
1,1-Dichloroethene	ND		1.00	0.500	ug/L			12/09/25 11:26	1
1,2-Dichloropropane	ND		1.00	0.500	ug/L			12/09/25 11:26	1
1,3-Dichloropropane	ND		1.00	0.500	ug/L			12/09/25 11:26	1
2,2-Dichloropropane	ND		1.00	0.500	ug/L			12/09/25 11:26	1
1,1-Dichloropropene	ND		1.00	0.340	ug/L			12/09/25 11:26	1
Ethyl acetate	ND		10.0	6.14	ug/L			12/09/25 11:26	1
Ethylbenzene	ND		1.00	0.500	ug/L			12/09/25 11:26	1
Ethylene Dibromide	ND		1.00	0.230	ug/L			12/09/25 11:26	1
Hexachlorobutadiene	ND		5.00	0.900	ug/L			12/09/25 11:26	1
Hexane	ND		1.00	0.960	ug/L			12/09/25 11:26	1
2-Hexanone	ND		25.0	9.10	ug/L			12/09/25 11:26	1
Iodomethane	ND		1.00	0.900	ug/L			12/09/25 11:26	1
Isopropylbenzene	ND		1.00	0.530	ug/L			12/09/25 11:26	1
Isopropyl ether	ND		1.00	0.740	ug/L			12/09/25 11:26	1
4-Isopropyltoluene	ND		1.00	0.710	ug/L			12/09/25 11:26	1
Methylene Chloride	ND		5.00	4.00	ug/L			12/09/25 11:26	1
4-Methyl-2-pentanone (MIBK)	ND		25.0	1.80	ug/L			12/09/25 11:26	1
Methyl tert-butyl ether	ND		1.00	0.220	ug/L			12/09/25 11:26	1
m-Xylene & p-Xylene	ND		5.00	3.00	ug/L			12/09/25 11:26	1
Naphthalene	ND		5.00	3.00	ug/L			12/09/25 11:26	1
n-Butylbenzene	ND		1.00	0.760	ug/L			12/09/25 11:26	1
n-Heptane	ND		1.00	0.690	ug/L			12/09/25 11:26	1

Eurofins Raleigh

QC Sample Results

Client: S&ME Inc
Project/Site: Lyon Park

Job ID: 752-39890-1

Method: 8260D - Volatile Organic Compounds by GC/MS (Continued)

Lab Sample ID: MB 400-733131/5
Matrix: Water
Analysis Batch: 733131

Client Sample ID: Method Blank
Prep Type: Total/NA

Analyte	MB Result	MB Qualifier	RL	MDL	Unit	D	Prepared	Analyzed	Dil Fac
N-Propylbenzene	ND		1.00	0.690	ug/L			12/09/25 11:26	1
o-Xylene	ND		5.00	3.00	ug/L			12/09/25 11:26	1
sec-Butylbenzene	ND		1.00	0.700	ug/L			12/09/25 11:26	1
Styrene	ND		1.00	1.00	ug/L			12/09/25 11:26	1
tert-Butylbenzene	ND		1.00	0.630	ug/L			12/09/25 11:26	1
1,1,1,2-Tetrachloroethane	ND		1.00	0.380	ug/L			12/09/25 11:26	1
1,1,2,2-Tetrachloroethane	ND		1.00	0.500	ug/L			12/09/25 11:26	1
Tetrachloroethene	ND		1.00	0.330	ug/L			12/09/25 11:26	1
Toluene	ND		1.00	0.900	ug/L			12/09/25 11:26	1
trans-1,4-Dichloro-2-butene	ND		5.00	1.00	ug/L			12/09/25 11:26	1
trans-1,2-Dichloroethene	ND		1.00	0.500	ug/L			12/09/25 11:26	1
trans-1,3-Dichloropropene	ND		5.00	0.470	ug/L			12/09/25 11:26	1
1,2,3-Trichlorobenzene	ND		1.00	0.900	ug/L			12/09/25 11:26	1
1,2,4-Trichlorobenzene	ND		1.00	0.820	ug/L			12/09/25 11:26	1
1,1,1-Trichloroethane	ND		1.00	0.390	ug/L			12/09/25 11:26	1
1,1,2-Trichloroethane	ND		5.00	1.00	ug/L			12/09/25 11:26	1
Trichloroethene	ND		1.00	0.480	ug/L			12/09/25 11:26	1
Trichlorofluoromethane	ND		1.00	0.250	ug/L			12/09/25 11:26	1
1,2,3-Trichloropropane	ND		5.00	0.840	ug/L			12/09/25 11:26	1
1,1,2-Trichloro-1,2,2-trifluoroethane	ND		1.00	0.500	ug/L			12/09/25 11:26	1
1,2,4-Trimethylbenzene	ND		1.00	0.820	ug/L			12/09/25 11:26	1
1,3,5-Trimethylbenzene	ND		1.00	0.560	ug/L			12/09/25 11:26	1
Vinyl acetate	ND		25.0	0.930	ug/L			12/09/25 11:26	1
Vinyl chloride	ND		1.00	0.500	ug/L			12/09/25 11:26	1
Xylenes, Total	ND		10.0	6.00	ug/L			12/09/25 11:26	1

Surrogate	MB %Recovery	MB Qualifier	Limits	Prepared	Analyzed	Dil Fac
4-Bromofluorobenzene	100		56 - 136		12/09/25 11:26	1
Dibromofluoromethane	102		79 - 130		12/09/25 11:26	1
1,2-Dichloroethane-d4 (Surr)	107		59 - 146		12/09/25 11:26	1
Toluene-d8 (Surr)	100		64 - 132		12/09/25 11:26	1

Lab Sample ID: LCS 400-733131/1003
Matrix: Water
Analysis Batch: 733131

Client Sample ID: Lab Control Sample
Prep Type: Total/NA

Analyte	Spike Added	LCS Result	LCS Qualifier	Unit	D	%Rec	%Rec Limits
Acetone	200	153.5		ug/L		77	43 - 150
Benzene	50.0	45.68		ug/L		91	70 - 130
Bromobenzene	50.0	50.34		ug/L		101	70 - 132
Bromoform	50.0	43.92		ug/L		88	57 - 140
Bromomethane	50.0	36.49		ug/L		73	10 - 150
2-Butanone (MEK)	200	145.1		ug/L		73	61 - 145
Carbon disulfide	50.0	40.95		ug/L		82	61 - 137
Carbon tetrachloride	50.0	43.63		ug/L		87	61 - 137
Chlorobenzene	50.0	47.36		ug/L		95	70 - 130
Chlorobromomethane	50.0	45.17		ug/L		90	70 - 130
Chlorodibromomethane	50.0	45.20		ug/L		90	67 - 135

Eurofins Raleigh

QC Sample Results

Client: S&ME Inc
Project/Site: Lyon Park

Job ID: 752-39890-1

Method: 8260D - Volatile Organic Compounds by GC/MS (Continued)

Lab Sample ID: LCS 400-733131/1003
Matrix: Water
Analysis Batch: 733131

Client Sample ID: Lab Control Sample
Prep Type: Total/NA

Analyte	Spike Added	LCS Result	LCS Qualifier	Unit	D	%Rec	%Rec Limits
Chloroethane	50.0	40.62		ug/L		81	55 - 141
Chloroform	50.0	45.23		ug/L		90	69 - 130
Chloromethane	50.0	39.41		ug/L		79	58 - 137
2-Chlorotoluene	50.0	52.00		ug/L		104	70 - 130
4-Chlorotoluene	50.0	50.33		ug/L		101	70 - 130
cis-1,2-Dichloroethene	50.0	56.19		ug/L		112	68 - 130
cis-1,3-Dichloropropene	50.0	47.33		ug/L		95	69 - 132
1,2-Dibromo-3-Chloropropane	50.0	39.35		ug/L		79	54 - 135
Dibromomethane	50.0	44.10		ug/L		88	70 - 130
1,2-Dichlorobenzene	50.0	50.42		ug/L		101	67 - 130
1,3-Dichlorobenzene	50.0	51.39		ug/L		103	70 - 130
1,4-Dichlorobenzene	50.0	50.96		ug/L		102	70 - 130
Dichlorobromomethane	50.0	45.71		ug/L		91	67 - 133
1,1-Dichloroethane	50.0	46.87		ug/L		94	70 - 130
1,2-Dichloroethane	50.0	45.27		ug/L		91	69 - 130
1,1-Dichloroethene	50.0	46.38		ug/L		93	63 - 134
1,2-Dichloropropane	50.0	46.99		ug/L		94	70 - 130
1,3-Dichloropropane	50.0	45.53		ug/L		91	70 - 130
2,2-Dichloropropane	50.0	44.75		ug/L		89	52 - 135
1,1-Dichloropropene	50.0	46.00		ug/L		92	70 - 130
Ethyl acetate	100	79.08		ug/L		79	34 - 150
Ethylbenzene	50.0	47.87		ug/L		96	70 - 130
Ethylene Dibromide	50.0	43.93		ug/L		88	70 - 130
Hexachlorobutadiene	50.0	52.79		ug/L		106	53 - 140
Hexane	50.0	41.09		ug/L		82	69 - 130
2-Hexanone	200	160.1		ug/L		80	65 - 137
Iodomethane	50.0	45.21		ug/L		90	27 - 150
Isopropylbenzene	50.0	48.22		ug/L		96	70 - 130
Isopropyl ether	50.0	59.26		ug/L		119	64 - 132
4-Isopropyltoluene	50.0	51.66		ug/L		103	65 - 130
Methylene Chloride	50.0	44.04		ug/L		88	66 - 135
4-Methyl-2-pentanone (MIBK)	200	164.1		ug/L		82	69 - 138
Methyl tert-butyl ether	50.0	46.93		ug/L		94	66 - 130
m-Xylene & p-Xylene	50.0	47.84		ug/L		96	70 - 130
Naphthalene	50.0	45.54		ug/L		91	47 - 149
n-Butylbenzene	50.0	53.64		ug/L		107	67 - 130
n-Heptane	50.0	41.89		ug/L		84	70 - 130
N-Propylbenzene	50.0	51.83		ug/L		104	70 - 130
o-Xylene	50.0	48.52		ug/L		97	70 - 130
sec-Butylbenzene	50.0	51.25		ug/L		103	66 - 130
Styrene	50.0	47.37		ug/L		95	70 - 130
tert-Butylbenzene	50.0	50.69		ug/L		101	64 - 139
1,1,1,2-Tetrachloroethane	50.0	46.16		ug/L		92	67 - 131
1,1,2,2-Tetrachloroethane	50.0	43.94		ug/L		88	70 - 131
Tetrachloroethene	50.0	45.21		ug/L		90	65 - 130
Toluene	50.0	46.40		ug/L		93	70 - 130
trans-1,4-Dichloro-2-butene	50.0	42.30		ug/L		85	57 - 140
trans-1,2-Dichloroethene	50.0	46.22		ug/L		92	70 - 130
trans-1,3-Dichloropropene	50.0	46.60		ug/L		93	63 - 130

Eurofins Raleigh

QC Sample Results

Client: S&ME Inc
Project/Site: Lyon Park

Job ID: 752-39890-1

Method: 8260D - Volatile Organic Compounds by GC/MS (Continued)

Lab Sample ID: LCS 400-733131/1003
Matrix: Water
Analysis Batch: 733131

Client Sample ID: Lab Control Sample
Prep Type: Total/NA

Analyte	Spike Added	LCS Result	LCS Qualifier	Unit	D	%Rec	%Rec Limits
1,2,3-Trichlorobenzene	50.0	51.37		ug/L		103	60 - 138
1,2,4-Trichlorobenzene	50.0	52.48		ug/L		105	60 - 140
1,1,1-Trichloroethane	50.0	45.42		ug/L		91	68 - 130
1,1,2-Trichloroethane	50.0	44.86		ug/L		90	70 - 130
Trichloroethene	50.0	45.47		ug/L		91	70 - 130
Trichlorofluoromethane	50.0	44.12		ug/L		88	65 - 138
1,2,3-Trichloropropane	50.0	42.59		ug/L		85	70 - 130
1,1,2-Trichloro-1,2,2-trifluoroethane	50.0	47.56		ug/L		95	60 - 139
1,2,4-Trimethylbenzene	50.0	51.12		ug/L		102	70 - 130
1,3,5-Trimethylbenzene	50.0	50.93		ug/L		102	69 - 130
Vinyl acetate	100	88.78		ug/L		89	26 - 150
Vinyl chloride	50.0	43.38		ug/L		87	59 - 136
Xylenes, Total	100	96.36		ug/L		96	70 - 130

Surrogate	LCS %Recovery	LCS Qualifier	Limits
4-Bromofluorobenzene	101		56 - 136
Dibromofluoromethane	101		79 - 130
1,2-Dichloroethane-d4 (Surr)	101		59 - 146
Toluene-d8 (Surr)	101		64 - 132

Lab Sample ID: 752-39890-1 MS
Matrix: Water
Analysis Batch: 733131

Client Sample ID: A-MW-1
Prep Type: Total/NA

Analyte	Sample Result	Sample Qualifier	Spike Added	MS Result	MS Qualifier	Unit	D	%Rec	%Rec Limits
Acetone	ND		200	99.51		ug/L		50	43 - 150
Benzene	ND		50.0	57.52		ug/L		115	56 - 142
Bromobenzene	ND		50.0	55.14		ug/L		110	59 - 136
Bromoform	ND		50.0	50.57		ug/L		101	50 - 140
Bromomethane	ND		50.0	41.24		ug/L		82	10 - 150
2-Butanone (MEK)	ND		200	140.0		ug/L		70	55 - 150
Carbon disulfide	ND		50.0	49.32		ug/L		99	48 - 150
Carbon tetrachloride	ND		50.0	52.32		ug/L		105	55 - 145
Chlorobenzene	ND		50.0	57.06		ug/L		114	64 - 130
Chlorobromomethane	ND		50.0	56.53		ug/L		113	64 - 140
Chlorodibromomethane	ND		50.0	54.51		ug/L		109	56 - 143
Chloroethane	ND		50.0	44.01		ug/L		88	50 - 150
Chloroform	ND		50.0	57.73		ug/L		115	60 - 141
Chloromethane	ND		50.0	51.06		ug/L		102	49 - 148
2-Chlorotoluene	ND		50.0	56.46		ug/L		113	53 - 134
4-Chlorotoluene	ND		50.0	57.77		ug/L		116	54 - 133
cis-1,2-Dichloroethene	ND	F1	50.0	74.15	F1	ug/L		148	59 - 143
cis-1,3-Dichloropropene	ND		50.0	60.11		ug/L		120	57 - 140
1,2-Dibromo-3-Chloropropane	ND		50.0	51.44		ug/L		103	45 - 135
Dibromomethane	ND		50.0	56.51		ug/L		113	63 - 138
1,2-Dichlorobenzene	ND		50.0	56.23		ug/L		112	52 - 137
1,3-Dichlorobenzene	ND		50.0	56.63		ug/L		113	54 - 135
1,4-Dichlorobenzene	ND		50.0	55.58		ug/L		111	53 - 135

Eurofins Raleigh

QC Sample Results

Client: S&ME Inc
Project/Site: Lyon Park

Job ID: 752-39890-1

Method: 8260D - Volatile Organic Compounds by GC/MS (Continued)

Lab Sample ID: 752-39890-1 MS

Matrix: Water

Analysis Batch: 733131

Client Sample ID: A-MW-1

Prep Type: Total/NA

Analyte	Sample Result	Sample Qualifier	Spike Added	MS Result	MS Qualifier	Unit	D	%Rec	%Rec Limits
Dichlorobromomethane	ND		50.0	58.19		ug/L		116	59 - 143
1,1-Dichloroethane	ND		50.0	59.76		ug/L		120	61 - 144
1,2-Dichloroethane	ND		50.0	59.35		ug/L		119	60 - 141
1,1-Dichloroethene	ND		50.0	54.85		ug/L		110	54 - 147
1,2-Dichloropropane	ND		50.0	60.80		ug/L		122	66 - 137
1,3-Dichloropropane	ND		50.0	56.22		ug/L		112	66 - 133
2,2-Dichloropropane	ND		50.0	56.31		ug/L		113	42 - 144
1,1-Dichloropropene	ND		50.0	56.86		ug/L		114	65 - 136
Ethyl acetate	ND		100	108.6		ug/L		109	34 - 150
Ethylbenzene	ND		50.0	57.52		ug/L		115	58 - 131
Ethylene Dibromide	ND		50.0	55.92		ug/L		112	64 - 132
Hexachlorobutadiene	ND		50.0	58.68		ug/L		117	31 - 149
Hexane	ND		50.0	51.68		ug/L		103	60 - 142
2-Hexanone	ND		200	169.3		ug/L		85	65 - 140
Iodomethane	ND		50.0	53.32		ug/L		107	20 - 150
Isopropylbenzene	ND		50.0	57.43		ug/L		115	56 - 133
Isopropyl ether	ND		50.0	60.27		ug/L		121	60 - 144
4-Isopropyltoluene	ND		50.0	56.97		ug/L		114	48 - 139
Methylene Chloride	ND		50.0	52.94		ug/L		106	60 - 146
4-Methyl-2-pentanone (MIBK)	ND		200	233.9		ug/L		117	63 - 146
Methyl tert-butyl ether	ND		50.0	57.66		ug/L		115	59 - 137
m-Xylene & p-Xylene	ND		50.0	57.87		ug/L		116	57 - 130
Naphthalene	ND		50.0	53.86		ug/L		108	25 - 150
n-Butylbenzene	ND		50.0	58.99		ug/L		118	41 - 142
n-Heptane	ND		50.0	55.38		ug/L		111	64 - 142
N-Propylbenzene	ND		50.0	56.16		ug/L		112	51 - 138
o-Xylene	ND		50.0	58.41		ug/L		117	61 - 130
sec-Butylbenzene	ND		50.0	56.71		ug/L		113	50 - 138
Styrene	ND		50.0	57.20		ug/L		114	58 - 131
tert-Butylbenzene	ND		50.0	56.90		ug/L		114	54 - 146
1,1,1,2-Tetrachloroethane	ND		50.0	54.68		ug/L		109	59 - 137
1,1,2,2-Tetrachloroethane	ND		50.0	54.47		ug/L		109	66 - 135
Tetrachloroethene	ND		50.0	52.03		ug/L		104	52 - 133
Toluene	ND		50.0	55.57		ug/L		111	65 - 130
trans-1,4-Dichloro-2-butene	ND		50.0	57.02		ug/L		114	43 - 147
trans-1,2-Dichloroethene	ND		50.0	55.36		ug/L		111	61 - 143
trans-1,3-Dichloropropene	ND		50.0	56.39		ug/L		113	53 - 133
1,2,3-Trichlorobenzene	ND		50.0	56.13		ug/L		112	43 - 145
1,2,4-Trichlorobenzene	ND		50.0	56.87		ug/L		114	39 - 148
1,1,1-Trichloroethane	ND		50.0	56.42		ug/L		113	57 - 142
1,1,2-Trichloroethane	ND		50.0	55.48		ug/L		111	66 - 131
Trichloroethene	ND		50.0	55.71		ug/L		111	64 - 136
Trichlorofluoromethane	ND		50.0	53.29		ug/L		107	54 - 150
1,2,3-Trichloropropane	ND		50.0	53.56		ug/L		107	65 - 133
1,1,2-Trichloro-1,2,2-trifluoroethane	ND		50.0	53.06		ug/L		106	55 - 150
1,2,4-Trimethylbenzene	ND		50.0	57.09		ug/L		114	50 - 139
1,3,5-Trimethylbenzene	ND		50.0	56.95		ug/L		114	52 - 135
Vinyl acetate	ND		100	126.4		ug/L		126	26 - 150

Eurofins Raleigh

QC Sample Results

Client: S&ME Inc
Project/Site: Lyon Park

Job ID: 752-39890-1

Method: 8260D - Volatile Organic Compounds by GC/MS (Continued)

Lab Sample ID: 752-39890-1 MS
Matrix: Water
Analysis Batch: 733131

Client Sample ID: A-MW-1
Prep Type: Total/NA

Analyte	Sample Result	Sample Qualifier	Spike Added	MS Result	MS Qualifier	Unit	D	%Rec	%Rec Limits
Vinyl chloride	ND		50.0	54.02		ug/L		108	46 - 150
Xylenes, Total	ND		100	116.3		ug/L		116	59 - 130
MS MS									
Surrogate	%Recovery	MS Qualifier	Limits						
4-Bromofluorobenzene	98		56 - 136						
Dibromofluoromethane	101		79 - 130						
1,2-Dichloroethane-d4 (Surr)	106		59 - 146						
Toluene-d8 (Surr)	98		64 - 132						

Lab Sample ID: 752-39890-1 MSD
Matrix: Water
Analysis Batch: 733131

Client Sample ID: A-MW-1
Prep Type: Total/NA

Analyte	Sample Result	Sample Qualifier	Spike Added	MSD Result	MSD Qualifier	Unit	D	%Rec	%Rec Limits	RPD	RPD Limit
Acetone	ND		200	89.21		ug/L		45	43 - 150	11	30
Benzene	ND		50.0	51.44		ug/L		103	56 - 142	11	30
Bromobenzene	ND		50.0	53.92		ug/L		108	59 - 136	2	30
Bromoform	ND		50.0	48.91		ug/L		98	50 - 140	3	30
Bromomethane	ND		50.0	37.76		ug/L		76	10 - 150	9	50
2-Butanone (MEK)	ND		200	126.2		ug/L		63	55 - 150	10	30
Carbon disulfide	ND		50.0	43.60		ug/L		87	48 - 150	12	30
Carbon tetrachloride	ND		50.0	47.10		ug/L		94	55 - 145	10	30
Chlorobenzene	ND		50.0	52.03		ug/L		104	64 - 130	9	30
Chlorobromomethane	ND		50.0	50.45		ug/L		101	64 - 140	11	30
Chlorodibromomethane	ND		50.0	49.96		ug/L		100	56 - 143	9	30
Chloroethane	ND		50.0	41.83		ug/L		84	50 - 150	5	30
Chloroform	ND		50.0	51.09		ug/L		102	60 - 141	12	30
Chloromethane	ND		50.0	42.51		ug/L		85	49 - 148	18	31
2-Chlorotoluene	ND		50.0	55.27		ug/L		111	53 - 134	2	30
4-Chlorotoluene	ND		50.0	54.81		ug/L		110	54 - 133	5	30
cis-1,2-Dichloroethene	ND	F1	50.0	66.10		ug/L		132	59 - 143	11	30
cis-1,3-Dichloropropene	ND		50.0	53.79		ug/L		108	57 - 140	11	30
1,2-Dibromo-3-Chloropropane	ND		50.0	50.66		ug/L		101	45 - 135	2	30
Dibromomethane	ND		50.0	50.94		ug/L		102	63 - 138	10	30
1,2-Dichlorobenzene	ND		50.0	54.33		ug/L		109	52 - 137	3	30
1,3-Dichlorobenzene	ND		50.0	55.06		ug/L		110	54 - 135	3	30
1,4-Dichlorobenzene	ND		50.0	54.16		ug/L		108	53 - 135	3	30
Dichlorobromomethane	ND		50.0	51.82		ug/L		104	59 - 143	12	30
1,1-Dichloroethane	ND		50.0	52.64		ug/L		105	61 - 144	13	30
1,2-Dichloroethane	ND		50.0	54.34		ug/L		109	60 - 141	9	30
1,1-Dichloroethene	ND		50.0	49.22		ug/L		98	54 - 147	11	30
1,2-Dichloropropane	ND		50.0	53.60		ug/L		107	66 - 137	13	30
1,3-Dichloropropane	ND		50.0	52.52		ug/L		105	66 - 133	7	30
2,2-Dichloropropane	ND		50.0	49.33		ug/L		99	42 - 144	13	31
1,1-Dichloropropene	ND		50.0	50.75		ug/L		101	65 - 136	11	30
Ethyl acetate	ND		100	95.97		ug/L		96	34 - 150	12	30
Ethylbenzene	ND		50.0	52.79		ug/L		106	58 - 131	9	30
Ethylene Dibromide	ND		50.0	50.83		ug/L		102	64 - 132	10	30

Eurofins Raleigh

QC Sample Results

Client: S&ME Inc
Project/Site: Lyon Park

Job ID: 752-39890-1

Method: 8260D - Volatile Organic Compounds by GC/MS (Continued)

Lab Sample ID: 752-39890-1 MSD
Matrix: Water
Analysis Batch: 733131

Client Sample ID: A-MW-1
Prep Type: Total/NA

Analyte	Sample	Sample	Spike	MSD	MSD	Unit	D	%Rec	%Rec	RPD	RPD
	Result	Qualifier	Added	Result	Qualifier				Limits		Limit
Hexachlorobutadiene	ND		50.0	56.07		ug/L		112	31 - 149	5	36
Hexane	ND		50.0	44.39		ug/L		89	60 - 142	15	30
2-Hexanone	ND		200	163.9		ug/L		82	65 - 140	3	30
Iodomethane	ND		50.0	48.54		ug/L		97	20 - 150	9	44
Isopropylbenzene	ND		50.0	52.30		ug/L		105	56 - 133	9	30
Isopropyl ether	ND		50.0	59.46		ug/L		119	60 - 144	1	30
4-Isopropyltoluene	ND		50.0	54.67		ug/L		109	48 - 139	4	30
Methylene Chloride	ND		50.0	48.55		ug/L		97	60 - 146	9	32
4-Methyl-2-pentanone (MIBK)	ND		200	221.6		ug/L		111	63 - 146	5	30
Methyl tert-butyl ether	ND		50.0	52.12		ug/L		104	59 - 137	10	30
m-Xylene & p-Xylene	ND		50.0	52.99		ug/L		106	57 - 130	9	30
Naphthalene	ND		50.0	53.59		ug/L		107	25 - 150	1	30
n-Butylbenzene	ND		50.0	56.57		ug/L		113	41 - 142	4	31
n-Heptane	ND		50.0	48.36		ug/L		97	64 - 142	14	30
N-Propylbenzene	ND		50.0	55.66		ug/L		111	51 - 138	1	30
o-Xylene	ND		50.0	53.47		ug/L		107	61 - 130	9	30
sec-Butylbenzene	ND		50.0	54.83		ug/L		110	50 - 138	3	30
Styrene	ND		50.0	51.48		ug/L		103	58 - 131	11	30
tert-Butylbenzene	ND		50.0	54.24		ug/L		108	54 - 146	5	30
1,1,1,2-Tetrachloroethane	ND		50.0	50.71		ug/L		101	59 - 137	8	30
1,1,2,2-Tetrachloroethane	ND		50.0	52.91		ug/L		106	66 - 135	3	30
Tetrachloroethene	ND		50.0	47.08		ug/L		94	52 - 133	10	30
Toluene	ND		50.0	49.50		ug/L		99	65 - 130	12	30
trans-1,4-Dichloro-2-butene	ND		50.0	54.83		ug/L		110	43 - 147	4	36
trans-1,2-Dichloroethene	ND		50.0	50.29		ug/L		101	61 - 143	10	30
trans-1,3-Dichloropropene	ND		50.0	50.32		ug/L		101	53 - 133	11	30
1,2,3-Trichlorobenzene	ND		50.0	55.40		ug/L		111	43 - 145	1	30
1,2,4-Trichlorobenzene	ND		50.0	55.96		ug/L		112	39 - 148	2	30
1,1,1-Trichloroethane	ND		50.0	49.48		ug/L		99	57 - 142	13	30
1,1,2-Trichloroethane	ND		50.0	51.34		ug/L		103	66 - 131	8	30
Trichloroethene	ND		50.0	50.28		ug/L		101	64 - 136	10	30
Trichlorofluoromethane	ND		50.0	46.62		ug/L		93	54 - 150	13	30
1,2,3-Trichloropropane	ND		50.0	52.86		ug/L		106	65 - 133	1	30
1,1,2-Trichloro-1,2,2-trifluoroethane	ND		50.0	48.54		ug/L		97	55 - 150	9	30
1,2,4-Trimethylbenzene	ND		50.0	54.37		ug/L		109	50 - 139	5	30
1,3,5-Trimethylbenzene	ND		50.0	55.21		ug/L		110	52 - 135	3	30
Vinyl acetate	ND		100	109.0		ug/L		109	26 - 150	15	33
Vinyl chloride	ND		50.0	46.16		ug/L		92	46 - 150	16	30
Xylenes, Total	ND		100	106.5		ug/L		106	59 - 130	9	30
		MSD	MSD								
Surrogate	%Recovery	Qualifier	Limits								
4-Bromofluorobenzene	103		56 - 136								
Dibromofluoromethane	101		79 - 130								
1,2-Dichloroethane-d4 (Surr)	104		59 - 146								
Toluene-d8 (Surr)	98		64 - 132								

QC Sample Results

Client: S&ME Inc
Project/Site: Lyon Park

Job ID: 752-39890-1

Method: 8270E - Semivolatile Organic Compounds (GC-MS/MS)

Lab Sample ID: MB 400-732908/1-A
Matrix: Water
Analysis Batch: 733051

Client Sample ID: Method Blank
Prep Type: Total/NA
Prep Batch: 732908

Analyte	MB Result	MB Qualifier	RL	MDL	Unit	D	Prepared	Analyzed	Dil Fac
1,1'-Biphenyl	ND		10.0	0.420	ug/L		12/06/25 15:15	12/09/25 02:42	1
2,4,5-Trichlorophenol	ND		10.0	0.540	ug/L		12/06/25 15:15	12/09/25 02:42	1
2,4,6-Trichlorophenol	ND		10.0	1.09	ug/L		12/06/25 15:15	12/09/25 02:42	1
2,4-Dichlorophenol	ND		10.0	0.570	ug/L		12/06/25 15:15	12/09/25 02:42	1
2,4-Dimethylphenol	ND		10.0	0.240	ug/L		12/06/25 15:15	12/09/25 02:42	1
2,4-Dinitrophenol	ND		30.0	4.68	ug/L		12/06/25 15:15	12/09/25 02:42	1
2,4-Dinitrotoluene	ND		10.0	0.650	ug/L		12/06/25 15:15	12/09/25 02:42	1
2,6-Dinitrotoluene	ND		10.0	0.290	ug/L		12/06/25 15:15	12/09/25 02:42	1
2-Chloronaphthalene	ND		10.0	0.380	ug/L		12/06/25 15:15	12/09/25 02:42	1
2-Chlorophenol	ND		10.0	0.840	ug/L		12/06/25 15:15	12/09/25 02:42	1
2-Methylnaphthalene	ND		10.0	0.810	ug/L		12/06/25 15:15	12/09/25 02:42	1
2-Methylphenol	ND		10.0	0.760	ug/L		12/06/25 15:15	12/09/25 02:42	1
2-Nitroaniline	ND		10.0	1.37	ug/L		12/06/25 15:15	12/09/25 02:42	1
2-Nitrophenol	ND		10.0	1.17	ug/L		12/06/25 15:15	12/09/25 02:42	1
3 & 4 Methylphenol	ND		20.0	4.60	ug/L		12/06/25 15:15	12/09/25 02:42	1
3,3'-Dichlorobenzidine	ND		11.0	0.410	ug/L		12/06/25 15:15	12/09/25 02:42	1
3-Nitroaniline	ND		10.0	0.950	ug/L		12/06/25 15:15	12/09/25 02:42	1
4,6-Dinitro-2-methylphenol	ND		10.0	1.97	ug/L		12/06/25 15:15	12/09/25 02:42	1
4-Bromophenyl phenyl ether	ND		10.0	0.130	ug/L		12/06/25 15:15	12/09/25 02:42	1
4-Chloro-3-methylphenol	ND		10.0	0.730	ug/L		12/06/25 15:15	12/09/25 02:42	1
4-Chloroaniline	ND		10.0	0.580	ug/L		12/06/25 15:15	12/09/25 02:42	1
4-Chlorophenyl phenyl ether	ND		10.0	0.240	ug/L		12/06/25 15:15	12/09/25 02:42	1
4-Nitroaniline	ND		10.0	3.50	ug/L		12/06/25 15:15	12/09/25 02:42	1
4-Nitrophenol	ND		10.0	2.74	ug/L		12/06/25 15:15	12/09/25 02:42	1
Acenaphthene	ND		10.0	0.630	ug/L		12/06/25 15:15	12/09/25 02:42	1
Acenaphthylene	ND		10.0	0.760	ug/L		12/06/25 15:15	12/09/25 02:42	1
Acetophenone	ND		10.0	3.20	ug/L		12/06/25 15:15	12/09/25 02:42	1
Anthracene	ND		10.0	0.910	ug/L		12/06/25 15:15	12/09/25 02:42	1
Atrazine	ND		10.0	1.13	ug/L		12/06/25 15:15	12/09/25 02:42	1
Benzaldehyde	ND		10.0	0.670	ug/L		12/06/25 15:15	12/09/25 02:42	1
Benzo[a]anthracene	ND		10.0	1.00	ug/L		12/06/25 15:15	12/09/25 02:42	1
Benzo[a]pyrene	ND		10.0	1.10	ug/L		12/06/25 15:15	12/09/25 02:42	1
Benzo[b]fluoranthene	ND		10.0	1.20	ug/L		12/06/25 15:15	12/09/25 02:42	1
Benzo[g,h,i]perylene	ND		10.0	1.50	ug/L		12/06/25 15:15	12/09/25 02:42	1
Benzo[k]fluoranthene	ND		10.0	1.50	ug/L		12/06/25 15:15	12/09/25 02:42	1
bis (2-chloroisopropyl) ether	ND		10.0	0.930	ug/L		12/06/25 15:15	12/09/25 02:42	1
Bis(2-chloroethoxy)methane	ND		10.0	0.340	ug/L		12/06/25 15:15	12/09/25 02:42	1
Bis(2-chloroethyl)ether	ND		10.0	0.730	ug/L		12/06/25 15:15	12/09/25 02:42	1
Bis(2-ethylhexyl) phthalate	ND		10.0	4.00	ug/L		12/06/25 15:15	12/09/25 02:42	1
Butyl benzyl phthalate	ND		10.0	4.00	ug/L		12/06/25 15:15	12/09/25 02:42	1
Caprolactam	ND		10.0	2.40	ug/L		12/06/25 15:15	12/09/25 02:42	1
Carbazole	ND		10.0	0.320	ug/L		12/06/25 15:15	12/09/25 02:42	1
Chrysene	ND		10.0	1.20	ug/L		12/06/25 15:15	12/09/25 02:42	1
Dibenz(a,h)anthracene	ND		10.0	1.30	ug/L		12/06/25 15:15	12/09/25 02:42	1
Dibenzofuran	ND		10.0	0.640	ug/L		12/06/25 15:15	12/09/25 02:42	1
Diethyl phthalate	ND		10.0	4.00	ug/L		12/06/25 15:15	12/09/25 02:42	1
Dimethyl phthalate	ND		10.0	4.00	ug/L		12/06/25 15:15	12/09/25 02:42	1
Di-n-butyl phthalate	ND		10.0	8.19	ug/L		12/06/25 15:15	12/09/25 02:42	1

Eurofins Raleigh

QC Sample Results

Client: S&ME Inc
Project/Site: Lyon Park

Job ID: 752-39890-1

Method: 8270E - Semivolatile Organic Compounds (GC-MS/MS) (Continued)

Lab Sample ID: MB 400-732908/1-A
Matrix: Water
Analysis Batch: 733051

Client Sample ID: Method Blank
Prep Type: Total/NA
Prep Batch: 732908

Analyte	MB Result	MB Qualifier	RL	MDL	Unit	D	Prepared	Analyzed	Dil Fac
Di-n-octyl phthalate	ND		10.0	4.00	ug/L		12/06/25 15:15	12/09/25 02:42	1
Fluoranthene	ND		10.0	0.630	ug/L		12/06/25 15:15	12/09/25 02:42	1
Fluorene	ND		10.0	0.670	ug/L		12/06/25 15:15	12/09/25 02:42	1
Hexachlorobenzene	ND		10.0	0.250	ug/L		12/06/25 15:15	12/09/25 02:42	1
Hexachlorobutadiene	ND		10.0	0.550	ug/L		12/06/25 15:15	12/09/25 02:42	1
Hexachlorocyclopentadiene	ND		20.0	0.320	ug/L		12/06/25 15:15	12/09/25 02:42	1
Hexachloroethane	ND		10.0	0.530	ug/L		12/06/25 15:15	12/09/25 02:42	1
Indeno[1,2,3-cd]pyrene	ND		10.0	1.10	ug/L		12/06/25 15:15	12/09/25 02:42	1
Isophorone	ND		10.0	0.800	ug/L		12/06/25 15:15	12/09/25 02:42	1
Naphthalene	ND		10.0	0.750	ug/L		12/06/25 15:15	12/09/25 02:42	1
Nitrobenzene	ND		10.0	0.600	ug/L		12/06/25 15:15	12/09/25 02:42	1
N-Nitrosodi-n-propylamine	ND		10.0	0.330	ug/L		12/06/25 15:15	12/09/25 02:42	1
N-Nitrosodiphenylamine	ND		10.0	0.190	ug/L		12/06/25 15:15	12/09/25 02:42	1
Pentachlorophenol	ND		10.0	2.80	ug/L		12/06/25 15:15	12/09/25 02:42	1
Phenanthrene	ND		10.0	0.740	ug/L		12/06/25 15:15	12/09/25 02:42	1
Phenol	ND		10.0	0.680	ug/L		12/06/25 15:15	12/09/25 02:42	1
Pyrene	ND		10.0	0.630	ug/L		12/06/25 15:15	12/09/25 02:42	1

Surrogate	MB %Recovery	MB Qualifier	Limits	Prepared	Analyzed	Dil Fac
2,4,6-Tribromophenol (Surr)	67		10 - 150	12/06/25 15:15	12/09/25 02:42	1
2-Fluorobiphenyl (Surr)	69		25 - 139	12/06/25 15:15	12/09/25 02:42	1
2-Fluorophenol (Surr)	69		10 - 150	12/06/25 15:15	12/09/25 02:42	1
Nitrobenzene-d5 (Surr)	77		22 - 150	12/06/25 15:15	12/09/25 02:42	1
Phenol-d5 (Surr)	73		10 - 150	12/06/25 15:15	12/09/25 02:42	1
Terphenyl-d14 (Surr)	84		28 - 150	12/06/25 15:15	12/09/25 02:42	1

Lab Sample ID: LCS 400-732908/2-A
Matrix: Water
Analysis Batch: 733051

Client Sample ID: Lab Control Sample
Prep Type: Total/NA
Prep Batch: 732908

Analyte	Spike Added	LCS Result	LCS Qualifier	Unit	D	%Rec	%Rec Limits
1,1'-Biphenyl	33.3	22.07		ug/L		66	27 - 120
2,4,5-Trichlorophenol	33.3	25.53		ug/L		77	27 - 136
2,4,6-Trichlorophenol	33.3	26.35		ug/L		79	21 - 132
2,4-Dichlorophenol	33.3	23.04		ug/L		69	30 - 125
2,4-Dimethylphenol	33.3	19.36		ug/L		58	10 - 142
2,4-Dinitrophenol	66.7	21.41	J	ug/L		32	10 - 150
2,4-Dinitrotoluene	33.3	24.47		ug/L		73	30 - 129
2,6-Dinitrotoluene	33.3	25.47		ug/L		76	34 - 132
2-Chloronaphthalene	33.3	21.66		ug/L		65	10 - 150
2-Chlorophenol	33.3	23.06		ug/L		69	28 - 127
2-Methylnaphthalene	33.3	22.17		ug/L		67	24 - 150
2-Methylphenol	33.3	22.29		ug/L		67	11 - 121
2-Nitroaniline	33.3	26.68		ug/L		80	31 - 141
2-Nitrophenol	33.3	23.63		ug/L		71	31 - 142
3 & 4 Methylphenol	33.3	23.69		ug/L		71	10 - 150
3,3'-Dichlorobenzidine	66.7	31.34		ug/L		47	10 - 150
3-Nitroaniline	33.3	24.23		ug/L		73	33 - 136

Eurofins Raleigh

QC Sample Results

Client: S&ME Inc
Project/Site: Lyon Park

Job ID: 752-39890-1

Method: 8270E - Semivolatile Organic Compounds (GC-MS/MS) (Continued)

Lab Sample ID: LCS 400-732908/2-A
Matrix: Water
Analysis Batch: 733051

Client Sample ID: Lab Control Sample
Prep Type: Total/NA
Prep Batch: 732908

Analyte	Spike Added	LCS Result	LCS Qualifier	Unit	D	%Rec	%Rec Limits
4,6-Dinitro-2-methylphenol	66.7	29.22		ug/L		44	10 - 150
4-Bromophenyl phenyl ether	33.3	22.31		ug/L		67	24 - 120
4-Chloro-3-methylphenol	33.3	23.15		ug/L		69	10 - 137
4-Chloroaniline	33.3	24.64		ug/L		74	10 - 150
4-Chlorophenyl phenyl ether	33.3	24.43		ug/L		73	31 - 110
4-Nitroaniline	33.3	22.13		ug/L		66	37 - 139
4-Nitrophenol	66.7	51.17		ug/L		77	10 - 150
Acenaphthene	33.3	22.23		ug/L		67	29 - 150
Acenaphthylene	33.3	23.16		ug/L		69	30 - 150
Acetophenone	33.3	24.28		ug/L		73	27 - 119
Anthracene	33.3	24.64		ug/L		74	31 - 150
Atrazine	33.3	21.42		ug/L		64	10 - 150
Benzaldehyde	33.3	17.46		ug/L		52	10 - 150
Benzo[a]anthracene	33.3	24.80		ug/L		74	36 - 150
Benzo[a]pyrene	33.3	25.00		ug/L		75	29 - 150
Benzo[b]fluoranthene	33.3	25.45		ug/L		76	32 - 150
Benzo[g,h,i]perylene	33.3	23.62		ug/L		71	28 - 150
Benzo[k]fluoranthene	33.3	25.34		ug/L		76	30 - 150
bis (2-chloroisopropyl) ether	33.3	21.79		ug/L		65	32 - 115
Bis(2-chloroethoxy)methane	33.3	22.90		ug/L		69	34 - 120
Bis(2-chloroethyl)ether	33.3	22.56		ug/L		68	32 - 114
Bis(2-ethylhexyl) phthalate	33.3	25.42		ug/L		76	24 - 133
Butyl benzyl phthalate	33.3	20.93		ug/L		63	24 - 140
Caprolactam	33.3	15.03		ug/L		45	10 - 150
Carbazole	33.3	23.46		ug/L		70	28 - 123
Chrysene	33.3	24.14		ug/L		72	34 - 150
Dibenz(a,h)anthracene	33.3	22.82		ug/L		68	29 - 150
Dibenzofuran	33.3	23.66		ug/L		71	35 - 110
Diethyl phthalate	33.3	17.38		ug/L		52	31 - 118
Dimethyl phthalate	33.3	18.89		ug/L		57	24 - 125
Di-n-butyl phthalate	33.3	19.81		ug/L		59	30 - 127
Di-n-octyl phthalate	33.3	26.05		ug/L		78	28 - 142
Fluoranthene	33.3	24.14		ug/L		72	30 - 150
Fluorene	33.3	22.32		ug/L		67	30 - 150
Hexachlorobenzene	33.3	22.22		ug/L		67	29 - 113
Hexachlorobutadiene	33.3	16.67		ug/L		50	10 - 117
Hexachlorocyclopentadiene	33.3	12.06	J	ug/L		36	10 - 150
Hexachloroethane	33.3	17.55		ug/L		53	10 - 112
Indeno[1,2,3-cd]pyrene	33.3	22.24		ug/L		67	28 - 150
Isophorone	33.3	26.10		ug/L		78	29 - 125
Naphthalene	33.3	20.11		ug/L		60	27 - 150
Nitrobenzene	33.3	24.08		ug/L		72	29 - 129
N-Nitrosodi-n-propylamine	33.3	24.49		ug/L		73	50 - 134
N-Nitrosodiphenylamine	33.1	24.32		ug/L		74	50 - 132
Pentachlorophenol	66.7	41.06		ug/L		62	14 - 150
Phenanthrene	33.3	23.63		ug/L		71	32 - 150
Phenol	33.3	23.58		ug/L		71	10 - 150
Pyrene	33.3	24.00		ug/L		72	30 - 150

QC Sample Results

Client: S&ME Inc
Project/Site: Lyon Park

Job ID: 752-39890-1

Method: 8270E - Semivolatile Organic Compounds (GC-MS/MS) (Continued)

Lab Sample ID: LCS 400-732908/2-A
Matrix: Water
Analysis Batch: 733051

Client Sample ID: Lab Control Sample
Prep Type: Total/NA
Prep Batch: 732908

Surrogate	LCS LCS		Limits
	%Recovery	Qualifier	
2,4,6-Tribromophenol (Surr)	80		10 - 150
2-Fluorobiphenyl (Surr)	74		25 - 139
2-Fluorophenol (Surr)	71		10 - 150
Nitrobenzene-d5 (Surr)	79		22 - 150
Phenol-d5 (Surr)	80		10 - 150
Terphenyl-d14 (Surr)	78		28 - 150

Lab Sample ID: LCSD 400-732908/3-A
Matrix: Water
Analysis Batch: 733051

Client Sample ID: Lab Control Sample Dup
Prep Type: Total/NA
Prep Batch: 732908

Analyte	Spike Added	LCSD Result	LCSD Qualifier	Unit	D	%Rec	%Rec		RPD	RPD Limit
							Limits	RPD		
1,1'-Biphenyl	33.3	22.55		ug/L		68	27 - 120	2	40	
2,4,5-Trichlorophenol	33.3	26.23		ug/L		79	27 - 136	3	40	
2,4,6-Trichlorophenol	33.3	26.58		ug/L		80	21 - 132	1	40	
2,4-Dichlorophenol	33.3	24.27		ug/L		73	30 - 125	5	40	
2,4-Dimethylphenol	33.3	20.71		ug/L		62	10 - 142	7	40	
2,4-Dinitrophenol	66.7	21.31	J	ug/L		32	10 - 150	0	40	
2,4-Dinitrotoluene	33.3	24.84		ug/L		75	30 - 129	2	40	
2,6-Dinitrotoluene	33.3	26.11		ug/L		78	34 - 132	2	40	
2-Chloronaphthalene	33.3	22.24		ug/L		67	10 - 150	3	40	
2-Chlorophenol	33.3	25.28		ug/L		76	28 - 127	9	40	
2-Methylnaphthalene	33.3	23.69		ug/L		71	24 - 150	7	40	
2-Methylphenol	33.3	24.61		ug/L		74	11 - 121	10	40	
2-Nitroaniline	33.3	27.56		ug/L		83	31 - 141	3	40	
2-Nitrophenol	33.3	24.67		ug/L		74	31 - 142	4	40	
3 & 4 Methylphenol	33.3	26.15		ug/L		78	10 - 150	10	40	
3,3'-Dichlorobenzidine	66.7	32.83		ug/L		49	10 - 150	5	40	
3-Nitroaniline	33.3	24.93		ug/L		75	33 - 136	3	40	
4,6-Dinitro-2-methylphenol	66.7	30.09		ug/L		45	10 - 150	3	40	
4-Bromophenyl phenyl ether	33.3	23.06		ug/L		69	24 - 120	3	40	
4-Chloro-3-methylphenol	33.3	24.42		ug/L		73	10 - 137	5	40	
4-Chloroaniline	33.3	25.80		ug/L		77	10 - 150	5	40	
4-Chlorophenyl phenyl ether	33.3	25.35		ug/L		76	31 - 110	4	40	
4-Nitroaniline	33.3	22.95		ug/L		69	37 - 139	4	40	
4-Nitrophenol	66.7	53.42		ug/L		80	10 - 150	4	40	
Acenaphthene	33.3	22.50		ug/L		68	29 - 150	1	40	
Acenaphthylene	33.3	23.40		ug/L		70	30 - 150	1	40	
Acetophenone	33.3	26.44		ug/L		79	27 - 119	9	40	
Anthracene	33.3	25.30		ug/L		76	31 - 150	3	40	
Atrazine	33.3	22.12		ug/L		66	10 - 150	3	40	
Benzaldehyde	33.3	19.33		ug/L		58	10 - 150	10	40	
Benzo[a]anthracene	33.3	25.97		ug/L		78	36 - 150	5	40	
Benzo[a]pyrene	33.3	25.60		ug/L		77	29 - 150	2	40	
Benzo[b]fluoranthene	33.3	25.94		ug/L		78	32 - 150	2	40	
Benzo[g,h,i]perylene	33.3	24.01		ug/L		72	28 - 150	2	40	
Benzo[k]fluoranthene	33.3	25.94		ug/L		78	30 - 150	2	40	
bis (2-chloroisopropyl) ether	33.3	23.40		ug/L		70	32 - 115	7	40	

Eurofins Raleigh

QC Sample Results

Client: S&ME Inc
Project/Site: Lyon Park

Job ID: 752-39890-1

Method: 8270E - Semivolatile Organic Compounds (GC-MS/MS) (Continued)

Lab Sample ID: LCSD 400-732908/3-A
Matrix: Water
Analysis Batch: 733051

Client Sample ID: Lab Control Sample Dup
Prep Type: Total/NA
Prep Batch: 732908

Analyte	Spike Added	LCSD Result	LCSD Qualifier	Unit	D	%Rec	%Rec		RPD	RPD Limit
							Limits	RPD		
Bis(2-chloroethoxy)methane	33.3	24.12		ug/L		72	34 - 120	5	40	
Bis(2-chloroethyl)ether	33.3	24.09		ug/L		72	32 - 114	7	40	
Bis(2-ethylhexyl) phthalate	33.3	26.55		ug/L		80	24 - 133	4	40	
Butyl benzyl phthalate	33.3	21.22		ug/L		64	24 - 140	1	40	
Caprolactam	33.3	15.57		ug/L		47	10 - 150	4	40	
Carbazole	33.3	23.84		ug/L		72	28 - 123	2	40	
Chrysene	33.3	25.54		ug/L		77	34 - 150	6	40	
Dibenz(a,h)anthracene	33.3	23.27		ug/L		70	29 - 150	2	40	
Dibenzofuran	33.3	24.20		ug/L		73	35 - 110	2	40	
Diethyl phthalate	33.3	17.83		ug/L		53	31 - 118	3	40	
Dimethyl phthalate	33.3	18.97		ug/L		57	24 - 125	0	40	
Di-n-butyl phthalate	33.3	19.58		ug/L		59	30 - 127	1	40	
Di-n-octyl phthalate	33.3	27.20		ug/L		82	28 - 142	4	40	
Fluoranthene	33.3	24.57		ug/L		74	30 - 150	2	40	
Fluorene	33.3	22.96		ug/L		69	30 - 150	3	40	
Hexachlorobenzene	33.3	22.96		ug/L		69	29 - 113	3	40	
Hexachlorobutadiene	33.3	18.02		ug/L		54	10 - 117	8	40	
Hexachlorocyclopentadiene	33.3	13.06	J	ug/L		39	10 - 150	8	40	
Hexachloroethane	33.3	19.40		ug/L		58	10 - 112	10	40	
Indeno[1,2,3-cd]pyrene	33.3	22.00		ug/L		66	28 - 150	1	40	
Isophorone	33.3	28.13		ug/L		84	29 - 125	8	40	
Naphthalene	33.3	21.10		ug/L		63	27 - 150	5	40	
Nitrobenzene	33.3	26.38		ug/L		79	29 - 129	9	40	
N-Nitrosodi-n-propylamine	33.3	25.98		ug/L		78	50 - 134	6	40	
N-Nitrosodiphenylamine	33.1	24.72		ug/L		75	50 - 132	2	40	
Pentachlorophenol	66.7	41.61		ug/L		62	14 - 150	1	40	
Phenanthrene	33.3	24.46		ug/L		73	32 - 150	3	40	
Phenol	33.3	26.17		ug/L		79	10 - 150	10	40	
Pyrene	33.3	24.29		ug/L		73	30 - 150	1	40	

Surrogate	LCSD		Limits
	%Recovery	Qualifier	
2,4,6-Tribromophenol (Surr)	82		10 - 150
2-Fluorobiphenyl (Surr)	74		25 - 139
2-Fluorophenol (Surr)	79		10 - 150
Nitrobenzene-d5 (Surr)	87		22 - 150
Phenol-d5 (Surr)	89		10 - 150
Terphenyl-d14 (Surr)	85		28 - 150

Method: 8270E SIM ID - Semivolatile Organic Compounds (GC/MS SIM / Isotope Dilution)

Lab Sample ID: MB 400-732978/1-A
Matrix: Water
Analysis Batch: 733046

Client Sample ID: Method Blank
Prep Type: Total/NA
Prep Batch: 732978

Analyte	MB MB		RL	MDL	Unit	D	Prepared	Analyzed	Dil Fac
	Result	Qualifier							
1,4-Dioxane	ND		0.300	0.300	ug/L		12/08/25 11:11	12/08/25 16:27	1

Isotope Dilution	MB MB		Limits	Prepared	Analyzed	Dil Fac
	%Recovery	Qualifier				
1,4-Dioxane-d8	16		10 - 140	12/08/25 11:11	12/08/25 16:27	1

Eurofins Raleigh

QC Sample Results

Client: S&ME Inc
Project/Site: Lyon Park

Job ID: 752-39890-1

Method: 8270E SIM ID - Semivolatile Organic Compounds (GC/MS SIM / Isotope Dilution)

Lab Sample ID: LCS 400-732978/2-A
Matrix: Water
Analysis Batch: 733046

Client Sample ID: Lab Control Sample
Prep Type: Total/NA
Prep Batch: 732978

Analyte	Spike Added	LCS Result	LCS Qualifier	Unit	D	%Rec	%Rec Limits
1,4-Dioxane	16.0	17.74		ug/L		111	30 - 150
		LCS LCS					
Isotope Dilution	%Recovery	Qualifier	Limits				
1,4-Dioxane-d8	22		10 - 140				

Lab Sample ID: LCSD 400-732978/3-A
Matrix: Water
Analysis Batch: 733046

Client Sample ID: Lab Control Sample Dup
Prep Type: Total/NA
Prep Batch: 732978

Analyte	Spike Added	LCSD Result	LCSD Qualifier	Unit	D	%Rec	%Rec Limits	RPD	RPD Limit
1,4-Dioxane	16.0	18.01		ug/L		113	30 - 150	2	40
		LCSD LCSD							
Isotope Dilution	%Recovery	Qualifier	Limits						
1,4-Dioxane-d8	23		10 - 140						

Method: 6020B - Metals (ICP/MS)

Lab Sample ID: MB 705-99913/1-A
Matrix: Water
Analysis Batch: 100440

Client Sample ID: Method Blank
Prep Type: Total Recoverable
Prep Batch: 99913

Analyte	MB Result	MB Qualifier	RL	MDL	Unit	D	Prepared	Analyzed	Dil Fac
Antimony	ND		5.00	2.45	ug/L		12/08/25 10:35	12/09/25 12:10	1
Arsenic	ND		5.00	1.32	ug/L		12/08/25 10:35	12/09/25 12:10	1
Barium	ND		10.0	0.410	ug/L		12/08/25 10:35	12/09/25 12:10	1
Beryllium	ND		1.00	0.147	ug/L		12/08/25 10:35	12/09/25 12:10	1
Cadmium	ND		0.700	0.237	ug/L		12/08/25 10:35	12/09/25 12:10	1
Chromium	ND		5.00	3.69	ug/L		12/08/25 10:35	12/09/25 12:10	1
Cobalt	ND		5.00	0.411	ug/L		12/08/25 10:35	12/09/25 12:10	1
Copper	ND		2.00	0.642	ug/L		12/08/25 10:35	12/09/25 12:10	1
Lead	ND		1.00	0.864	ug/L		12/08/25 10:35	12/09/25 12:10	1
Manganese	ND		5.00	1.29	ug/L		12/08/25 10:35	12/09/25 12:10	1
Nickel	ND		5.00	0.422	ug/L		12/08/25 10:35	12/09/25 12:10	1
Selenium	ND		5.00	2.29	ug/L		12/08/25 10:35	12/09/25 12:10	1
Silver	ND		1.00	0.167	ug/L		12/08/25 10:35	12/09/25 12:10	1
Thallium	ND		1.00	0.190	ug/L		12/08/25 10:35	12/09/25 12:10	1
Vanadium	ND		5.00	1.22	ug/L		12/08/25 10:35	12/09/25 12:10	1
Zinc	ND		10.0	8.91	ug/L		12/08/25 10:35	12/09/25 12:10	1

Lab Sample ID: LCS 705-99913/2-A
Matrix: Water
Analysis Batch: 100440

Client Sample ID: Lab Control Sample
Prep Type: Total Recoverable
Prep Batch: 99913

Analyte	Spike Added	LCS Result	LCS Qualifier	Unit	D	%Rec	%Rec Limits
Antimony	100	98.65		ug/L		99	80 - 120
Arsenic	100	98.84		ug/L		99	80 - 120
Barium	100	95.39		ug/L		95	80 - 120
Beryllium	100	95.98		ug/L		96	80 - 120
Cadmium	100	95.67		ug/L		96	80 - 120

Eurofins Raleigh

QC Sample Results

Client: S&ME Inc
Project/Site: Lyon Park

Job ID: 752-39890-1

Method: 6020B - Metals (ICP/MS) (Continued)

Lab Sample ID: LCS 705-99913/2-A
Matrix: Water
Analysis Batch: 100440

Client Sample ID: Lab Control Sample
Prep Type: Total Recoverable
Prep Batch: 99913

Analyte	Spike Added	LCS Result	LCS Qualifier	Unit	D	%Rec	%Rec Limits
Chromium	100	98.11		ug/L		98	80 - 120
Cobalt	100	97.78		ug/L		98	80 - 120
Copper	100	98.99		ug/L		99	80 - 120
Lead	100	95.36		ug/L		95	80 - 120
Manganese	100	95.34		ug/L		95	80 - 120
Nickel	100	99.07		ug/L		99	80 - 120
Selenium	100	96.75		ug/L		97	80 - 120
Silver	10.0	10.15		ug/L		101	80 - 120
Thallium	100	93.62		ug/L		94	80 - 120
Vanadium	100	97.95		ug/L		98	80 - 120
Zinc	100	93.13		ug/L		93	80 - 120

Lab Sample ID: 752-39890-2 MS
Matrix: Water
Analysis Batch: 100440

Client Sample ID: A-MW-2
Prep Type: Total Recoverable
Prep Batch: 99913

Analyte	Sample Result	Sample Qualifier	Spike Added	MS Result	MS Qualifier	Unit	D	%Rec	%Rec Limits
Antimony	ND		100	103.9		ug/L		104	75 - 125
Arsenic	4.88	J	100	107.6		ug/L		103	75 - 125
Barium	442		100	573.0	4	ug/L		131	75 - 125
Beryllium	ND		100	89.03		ug/L		89	75 - 125
Cadmium	ND		100	89.41		ug/L		89	75 - 125
Chromium	ND		100	98.54		ug/L		99	75 - 125
Cobalt	1.10	J	100	98.19		ug/L		97	75 - 125
Copper	ND		100	97.56		ug/L		98	75 - 125
Lead	ND		100	97.91		ug/L		98	75 - 125
Manganese	1310		100	1537	4	ug/L		225	75 - 125
Nickel	2.07	J	100	98.21		ug/L		96	75 - 125
Selenium	ND		100	104.8		ug/L		105	75 - 125
Silver	ND		10.0	10.41		ug/L		104	75 - 125
Thallium	ND		100	99.57		ug/L		100	75 - 125
Vanadium	ND		100	104.7		ug/L		105	75 - 125
Zinc	ND		100	100.7		ug/L		101	75 - 125

Lab Sample ID: 752-39890-2 MSD
Matrix: Water
Analysis Batch: 100440

Client Sample ID: A-MW-2
Prep Type: Total Recoverable
Prep Batch: 99913

Analyte	Sample Result	Sample Qualifier	Spike Added	MSD Result	MSD Qualifier	Unit	D	%Rec	%Rec Limits	RPD	RPD Limit
Antimony	ND		100	97.59		ug/L		98	75 - 125	6	20
Arsenic	4.88	J	100	99.66		ug/L		95	75 - 125	8	20
Barium	442		100	533.9	4	ug/L		92	75 - 125	7	20
Beryllium	ND		100	90.59		ug/L		91	75 - 125	2	20
Cadmium	ND		100	90.73		ug/L		91	75 - 125	1	20
Chromium	ND		100	91.78		ug/L		92	75 - 125	7	20
Cobalt	1.10	J	100	90.93		ug/L		90	75 - 125	8	20
Copper	ND		100	89.87		ug/L		90	75 - 125	8	20
Lead	ND		100	91.91		ug/L		92	75 - 125	6	20
Manganese	1310		100	1408	4	ug/L		95	75 - 125	9	20

Eurofins Raleigh

QC Sample Results

Client: S&ME Inc
Project/Site: Lyon Park

Job ID: 752-39890-1

Method: 6020B - Metals (ICP/MS) (Continued)

Lab Sample ID: 752-39890-2 MSD
Matrix: Water
Analysis Batch: 100440

Client Sample ID: A-MW-2
Prep Type: Total Recoverable
Prep Batch: 99913

Analyte	Sample	Sample	Spike	MSD		Unit	D	%Rec	%Rec	RPD	Limit
	Result	Qualifier		Result	Qualifier				Limits		
Nickel	2.07	J	100	91.39		ug/L		89	75 - 125	7	20
Selenium	ND		100	95.17		ug/L		95	75 - 125	10	20
Silver	ND		10.0	9.665		ug/L		97	75 - 125	7	20
Thallium	ND		100	92.68		ug/L		93	75 - 125	7	20
Vanadium	ND		100	96.96		ug/L		97	75 - 125	8	20
Zinc	ND		100	93.79		ug/L		94	75 - 125	7	20

Method: 7470A - Mercury (CVAA)

Lab Sample ID: MB 705-99923/1-A
Matrix: Water
Analysis Batch: 100369

Client Sample ID: Method Blank
Prep Type: Total/NA
Prep Batch: 99923

Analyte	MB	MB	RL	MDL	Unit	D	Prepared	Analyzed	Dil Fac
	Result	Qualifier							
Mercury	ND		0.200	0.166	ug/L		12/08/25 17:03	12/09/25 13:24	1

Lab Sample ID: LCS 705-99923/2-A
Matrix: Water
Analysis Batch: 100369

Client Sample ID: Lab Control Sample
Prep Type: Total/NA
Prep Batch: 99923

Analyte	Spike	LCS		Unit	D	%Rec	%Rec
		Result	Qualifier				Limits
Mercury	4.00	4.246		ug/L		106	80 - 120

Lab Sample ID: 752-39890-1 MS
Matrix: Water
Analysis Batch: 100369

Client Sample ID: A-MW-1
Prep Type: Total/NA
Prep Batch: 99923

Analyte	Sample	Sample	Spike	MS		Unit	D	%Rec	%Rec
	Result	Qualifier		Result	Qualifier				Limits
Mercury	ND		4.00	4.266		ug/L		107	75 - 125

Lab Sample ID: 752-39890-1 MSD
Matrix: Water
Analysis Batch: 100369

Client Sample ID: A-MW-1
Prep Type: Total/NA
Prep Batch: 99923

Analyte	Sample	Sample	Spike	MSD		Unit	D	%Rec	%Rec	RPD	Limit
	Result	Qualifier		Result	Qualifier				Limits		
Mercury	ND		4.00	4.315		ug/L		108	75 - 125	1	20

Method: 350.1-1993 R2.0 - Nitrogen, Ammonia

Lab Sample ID: MB 680-887579/32
Matrix: Water
Analysis Batch: 887579

Client Sample ID: Method Blank
Prep Type: Total/NA

Analyte	MB	MB	RL	MDL	Unit	D	Prepared	Analyzed	Dil Fac
	Result	Qualifier							
Ammonia	ND		0.250	0.100	mg/L			12/09/25 12:41	1

Eurofins Raleigh

QC Sample Results

Client: S&ME Inc
Project/Site: Lyon Park

Job ID: 752-39890-1

Method: 350.1-1993 R2.0 - Nitrogen, Ammonia (Continued)

Lab Sample ID: LCS 680-887579/33
Matrix: Water
Analysis Batch: 887579

Client Sample ID: Lab Control Sample
Prep Type: Total/NA

Analyte	Spike Added	LCS Result	LCS Qualifier	Unit	D	%Rec	%Rec Limits
Ammonia	1.00	1.060		mg/L		106	90 - 110

Lab Sample ID: 752-39890-1 MS
Matrix: Water
Analysis Batch: 887579

Client Sample ID: A-MW-1
Prep Type: Total/NA

Analyte	Sample Result	Sample Qualifier	Spike Added	MS Result	MS Qualifier	Unit	D	%Rec	%Rec Limits
Ammonia	ND		1.00	0.9270		mg/L		93	90 - 110

Lab Sample ID: 752-39890-1 MSD
Matrix: Water
Analysis Batch: 887579

Client Sample ID: A-MW-1
Prep Type: Total/NA

Analyte	Sample Result	Sample Qualifier	Spike Added	MSD Result	MSD Qualifier	Unit	D	%Rec	%Rec Limits	RPD	RPD Limit
Ammonia	ND		1.00	0.9278		mg/L		93	90 - 110	0	30

Lab Sample ID: 752-39890-11 MS
Matrix: Water
Analysis Batch: 887579

Client Sample ID: MW-5
Prep Type: Total/NA

Analyte	Sample Result	Sample Qualifier	Spike Added	MS Result	MS Qualifier	Unit	D	%Rec	%Rec Limits
Ammonia	ND	F1	1.00	0.8638	F1	mg/L		86	90 - 110

Lab Sample ID: 752-39890-11 MSD
Matrix: Water
Analysis Batch: 887579

Client Sample ID: MW-5
Prep Type: Total/NA

Analyte	Sample Result	Sample Qualifier	Spike Added	MSD Result	MSD Qualifier	Unit	D	%Rec	%Rec Limits	RPD	RPD Limit
Ammonia	ND	F1	1.00	0.8768	F1	mg/L		88	90 - 110	1	30

Method: 353.2 - Nitrogen, Nitrite

Lab Sample ID: MB 752-14314/10
Matrix: Water
Analysis Batch: 14314

Client Sample ID: Method Blank
Prep Type: Total/NA

Analyte	MB Result	MB Qualifier	RL	MDL	Unit	D	Prepared	Analyzed	Dil Fac
Nitrite as N	ND		0.100	0.0168	mg/L			12/04/25 15:51	1

Lab Sample ID: MB 752-14314/41
Matrix: Water
Analysis Batch: 14314

Client Sample ID: Method Blank
Prep Type: Total/NA

Analyte	MB Result	MB Qualifier	RL	MDL	Unit	D	Prepared	Analyzed	Dil Fac
Nitrite as N	ND		0.100	0.0168	mg/L			12/04/25 17:03	1

QC Sample Results

Client: S&ME Inc
Project/Site: Lyon Park

Job ID: 752-39890-1

Method: 353.2 - Nitrogen, Nitrite (Continued)

Lab Sample ID: LCS 752-14314/13
Matrix: Water
Analysis Batch: 14314

Client Sample ID: Lab Control Sample
Prep Type: Total/NA

Analyte	Spike Added	LCS Result	LCS Qualifier	Unit	D	%Rec	%Rec Limits
Nitrite as N	1.00	1.024		mg/L		102	90 - 110

Lab Sample ID: LCSD 752-14314/50
Matrix: Water
Analysis Batch: 14314

Client Sample ID: Lab Control Sample Dup
Prep Type: Total/NA

Analyte	Spike Added	LCSD Result	LCSD Qualifier	Unit	D	%Rec	%Rec Limits	RPD	RPD Limit
Nitrite as N	1.00	1.027		mg/L		103	90 - 110	1	10

Lab Sample ID: 752-39890-7 MS
Matrix: Water
Analysis Batch: 14314

Client Sample ID: A-MW-8
Prep Type: Total/NA

Analyte	Sample Result	Sample Qualifier	Spike Added	MS Result	MS Qualifier	Unit	D	%Rec	%Rec Limits
Nitrite as N	ND	F1	1.00	1.336	F1	mg/L		134	90 - 110

Lab Sample ID: 752-39890-7 MSD
Matrix: Water
Analysis Batch: 14314

Client Sample ID: A-MW-8
Prep Type: Total/NA

Analyte	Sample Result	Sample Qualifier	Spike Added	MSD Result	MSD Qualifier	Unit	D	%Rec	%Rec Limits	RPD	RPD Limit
Nitrite as N	ND	F1	1.00	1.342	F1	mg/L		134	90 - 110	0	10

Method: 353.2-1993 R2.0 - Nitrogen, Nitrate-Nitrite

Lab Sample ID: MB 680-887590/21
Matrix: Water
Analysis Batch: 887590

Client Sample ID: Method Blank
Prep Type: Total/NA

Analyte	MB Result	MB Qualifier	RL	MDL	Unit	D	Prepared	Analyzed	Dil Fac
Nitrate Nitrite as N	ND		0.100	0.0100	mg/L			12/10/25 11:47	1

Lab Sample ID: LCS 680-887590/22
Matrix: Water
Analysis Batch: 887590

Client Sample ID: Lab Control Sample
Prep Type: Total/NA

Analyte	Spike Added	LCS Result	LCS Qualifier	Unit	D	%Rec	%Rec Limits
Nitrate Nitrite as N	1.00	0.9550		mg/L		96	90 - 110

Lab Sample ID: MB 680-887615/18
Matrix: Water
Analysis Batch: 887615

Client Sample ID: Method Blank
Prep Type: Total/NA

Analyte	MB Result	MB Qualifier	RL	MDL	Unit	D	Prepared	Analyzed	Dil Fac
Nitrate Nitrite as N	ND		0.100	0.0100	mg/L			12/11/25 10:03	1

QC Sample Results

Client: S&ME Inc
Project/Site: Lyon Park

Job ID: 752-39890-1

Method: 353.2-1993 R2.0 - Nitrogen, Nitrate-Nitrite (Continued)

Lab Sample ID: LCS 680-887615/19
Matrix: Water
Analysis Batch: 887615

Client Sample ID: Lab Control Sample
Prep Type: Total/NA

Analyte	Spike Added	LCS Result	LCS Qualifier	Unit	D	%Rec	%Rec Limits
Nitrate Nitrite as N	1.00	0.9940		mg/L		99	90 - 110

Method: SM 4500 SO4 E - Sulfate, Total

Lab Sample ID: MB 400-732910/12
Matrix: Water
Analysis Batch: 732910

Client Sample ID: Method Blank
Prep Type: Total/NA

Analyte	MB Result	MB Qualifier	RL	MDL	Unit	D	Prepared	Analyzed	Dil Fac
Sulfate	ND		5.00	1.40	mg/L			12/06/25 12:48	1

Lab Sample ID: MB 400-732910/62
Matrix: Water
Analysis Batch: 732910

Client Sample ID: Method Blank
Prep Type: Total/NA

Analyte	MB Result	MB Qualifier	RL	MDL	Unit	D	Prepared	Analyzed	Dil Fac
Sulfate	ND		5.00	1.40	mg/L			12/06/25 13:22	1

Lab Sample ID: LCS 400-732910/13
Matrix: Water
Analysis Batch: 732910

Client Sample ID: Lab Control Sample
Prep Type: Total/NA

Analyte	Spike Added	LCS Result	LCS Qualifier	Unit	D	%Rec	%Rec Limits
Sulfate	15.0	15.34		mg/L		102	90 - 110

Lab Sample ID: LCS 400-732910/63
Matrix: Water
Analysis Batch: 732910

Client Sample ID: Lab Control Sample
Prep Type: Total/NA

Analyte	Spike Added	LCS Result	LCS Qualifier	Unit	D	%Rec	%Rec Limits
Sulfate	15.0	15.73		mg/L		105	90 - 110

Lab Sample ID: MRL 400-732910/14
Matrix: Water
Analysis Batch: 732910

Client Sample ID: Lab Control Sample
Prep Type: Total/NA

Analyte	Spike Added	MRL Result	MRL Qualifier	Unit	D	%Rec	%Rec Limits
Sulfate	5.00	5.115		mg/L		102	50 - 150

Lab Sample ID: 752-39890-1 MS
Matrix: Water
Analysis Batch: 732910

Client Sample ID: A-MW-1
Prep Type: Total/NA

Analyte	Sample Result	Sample Qualifier	Spike Added	MS Result	MS Qualifier	Unit	D	%Rec	%Rec Limits
Sulfate	70.4		10.0	72.77	4	mg/L		23	77 - 128

QC Sample Results

Client: S&ME Inc
Project/Site: Lyon Park

Job ID: 752-39890-1

Method: SM 4500 SO4 E - Sulfate, Total (Continued)

Lab Sample ID: 752-39890-1 MSD
Matrix: Water
Analysis Batch: 732910

Client Sample ID: A-MW-1
Prep Type: Total/NA

Analyte	Sample Result	Sample Qualifier	Spike Added	MSD Result	MSD Qualifier	Unit	D	%Rec	%Rec Limits	RPD	RPD Limit
Sulfate	70.4		10.0	73.15	4	mg/L		27	77 - 128	1	5

Lab Sample ID: 752-39890-11 MS
Matrix: Water
Analysis Batch: 732910

Client Sample ID: MW-5
Prep Type: Total/NA

Analyte	Sample Result	Sample Qualifier	Spike Added	MS Result	MS Qualifier	Unit	D	%Rec	%Rec Limits	RPD	RPD Limit
Sulfate	15.5		10.0	24.54		mg/L		90	77 - 128		

Lab Sample ID: 752-39890-11 MSD
Matrix: Water
Analysis Batch: 732910

Client Sample ID: MW-5
Prep Type: Total/NA

Analyte	Sample Result	Sample Qualifier	Spike Added	MSD Result	MSD Qualifier	Unit	D	%Rec	%Rec Limits	RPD	RPD Limit
Sulfate	15.5		10.0	25.12		mg/L		96	77 - 128	2	5

QC Association Summary

Client: S&ME Inc
Project/Site: Lyon Park

Job ID: 752-39890-1

GC/MS VOA

Analysis Batch: 733131

Lab Sample ID	Client Sample ID	Prep Type	Matrix	Method	Prep Batch
752-39890-1	A-MW-1	Total/NA	Water	8260D	
752-39890-2	A-MW-2	Total/NA	Water	8260D	
752-39890-3	A-MW-3	Total/NA	Water	8260D	
752-39890-4	A-MW-4	Total/NA	Water	8260D	
752-39890-5	A-MW-6	Total/NA	Water	8260D	
752-39890-6	A-MW-7	Total/NA	Water	8260D	
752-39890-7	A-MW-8	Total/NA	Water	8260D	
752-39890-8	A-MW-9	Total/NA	Water	8260D	
752-39890-9	MW-1	Total/NA	Water	8260D	
752-39890-10	MW-4	Total/NA	Water	8260D	
752-39890-11	MW-5	Total/NA	Water	8260D	
752-39890-12	MW-6	Total/NA	Water	8260D	
752-39890-13	MW-7	Total/NA	Water	8260D	
752-39890-14	120325-Dup-1	Total/NA	Water	8260D	
752-39890-15	Trip Blank	Total/NA	Water	8260D	
MB 400-733131/5	Method Blank	Total/NA	Water	8260D	
LCS 400-733131/1003	Lab Control Sample	Total/NA	Water	8260D	
752-39890-1 MS	A-MW-1	Total/NA	Water	8260D	
752-39890-1 MSD	A-MW-1	Total/NA	Water	8260D	

GC/MS Semi VOA

Prep Batch: 732908

Lab Sample ID	Client Sample ID	Prep Type	Matrix	Method	Prep Batch
752-39890-1	A-MW-1	Total/NA	Water	3511	
752-39890-2	A-MW-2	Total/NA	Water	3511	
752-39890-3	A-MW-3	Total/NA	Water	3511	
752-39890-4	A-MW-4	Total/NA	Water	3511	
752-39890-5	A-MW-6	Total/NA	Water	3511	
752-39890-6	A-MW-7	Total/NA	Water	3511	
752-39890-7	A-MW-8	Total/NA	Water	3511	
752-39890-8	A-MW-9	Total/NA	Water	3511	
752-39890-9	MW-1	Total/NA	Water	3511	
752-39890-10	MW-4	Total/NA	Water	3511	
752-39890-11	MW-5	Total/NA	Water	3511	
752-39890-12	MW-6	Total/NA	Water	3511	
752-39890-13	MW-7	Total/NA	Water	3511	
752-39890-14	120325-Dup-1	Total/NA	Water	3511	
MB 400-732908/1-A	Method Blank	Total/NA	Water	3511	
LCS 400-732908/2-A	Lab Control Sample	Total/NA	Water	3511	
LCSD 400-732908/3-A	Lab Control Sample Dup	Total/NA	Water	3511	

Prep Batch: 732978

Lab Sample ID	Client Sample ID	Prep Type	Matrix	Method	Prep Batch
752-39890-1	A-MW-1	Total/NA	Water	3510C	
752-39890-2	A-MW-2	Total/NA	Water	3510C	
752-39890-3	A-MW-3	Total/NA	Water	3510C	
752-39890-4	A-MW-4	Total/NA	Water	3510C	
752-39890-5	A-MW-6	Total/NA	Water	3510C	
752-39890-6	A-MW-7	Total/NA	Water	3510C	
752-39890-7	A-MW-8	Total/NA	Water	3510C	

Eurofins Raleigh

QC Association Summary

Client: S&ME Inc
Project/Site: Lyon Park

Job ID: 752-39890-1

GC/MS Semi VOA (Continued)

Prep Batch: 732978 (Continued)

Lab Sample ID	Client Sample ID	Prep Type	Matrix	Method	Prep Batch
752-39890-8	A-MW-9	Total/NA	Water	3510C	
752-39890-9	MW-1	Total/NA	Water	3510C	
752-39890-10	MW-4	Total/NA	Water	3510C	
752-39890-11	MW-5	Total/NA	Water	3510C	
752-39890-12	MW-6	Total/NA	Water	3510C	
752-39890-13	MW-7	Total/NA	Water	3510C	
752-39890-14	120325-Dup-1	Total/NA	Water	3510C	
MB 400-732978/1-A	Method Blank	Total/NA	Water	3510C	
LCS 400-732978/2-A	Lab Control Sample	Total/NA	Water	3510C	
LCSD 400-732978/3-A	Lab Control Sample Dup	Total/NA	Water	3510C	

Analysis Batch: 733046

Lab Sample ID	Client Sample ID	Prep Type	Matrix	Method	Prep Batch
752-39890-1	A-MW-1	Total/NA	Water	8270E SIM ID	732978
752-39890-2	A-MW-2	Total/NA	Water	8270E SIM ID	732978
752-39890-3	A-MW-3	Total/NA	Water	8270E SIM ID	732978
752-39890-4	A-MW-4	Total/NA	Water	8270E SIM ID	732978
752-39890-5	A-MW-6	Total/NA	Water	8270E SIM ID	732978
752-39890-6	A-MW-7	Total/NA	Water	8270E SIM ID	732978
752-39890-7	A-MW-8	Total/NA	Water	8270E SIM ID	732978
752-39890-8	A-MW-9	Total/NA	Water	8270E SIM ID	732978
752-39890-9	MW-1	Total/NA	Water	8270E SIM ID	732978
752-39890-10	MW-4	Total/NA	Water	8270E SIM ID	732978
752-39890-11	MW-5	Total/NA	Water	8270E SIM ID	732978
752-39890-12	MW-6	Total/NA	Water	8270E SIM ID	732978
752-39890-13	MW-7	Total/NA	Water	8270E SIM ID	732978
752-39890-14	120325-Dup-1	Total/NA	Water	8270E SIM ID	732978
MB 400-732978/1-A	Method Blank	Total/NA	Water	8270E SIM ID	732978
LCS 400-732978/2-A	Lab Control Sample	Total/NA	Water	8270E SIM ID	732978
LCSD 400-732978/3-A	Lab Control Sample Dup	Total/NA	Water	8270E SIM ID	732978

Analysis Batch: 733051

Lab Sample ID	Client Sample ID	Prep Type	Matrix	Method	Prep Batch
752-39890-1	A-MW-1	Total/NA	Water	8270E	732908
752-39890-2	A-MW-2	Total/NA	Water	8270E	732908
752-39890-3	A-MW-3	Total/NA	Water	8270E	732908
752-39890-4	A-MW-4	Total/NA	Water	8270E	732908
752-39890-5	A-MW-6	Total/NA	Water	8270E	732908
752-39890-6	A-MW-7	Total/NA	Water	8270E	732908
752-39890-7	A-MW-8	Total/NA	Water	8270E	732908
752-39890-8	A-MW-9	Total/NA	Water	8270E	732908
752-39890-9	MW-1	Total/NA	Water	8270E	732908
752-39890-10	MW-4	Total/NA	Water	8270E	732908
752-39890-11	MW-5	Total/NA	Water	8270E	732908
752-39890-12	MW-6	Total/NA	Water	8270E	732908
752-39890-13	MW-7	Total/NA	Water	8270E	732908
752-39890-14	120325-Dup-1	Total/NA	Water	8270E	732908
MB 400-732908/1-A	Method Blank	Total/NA	Water	8270E	732908
LCS 400-732908/2-A	Lab Control Sample	Total/NA	Water	8270E	732908
LCSD 400-732908/3-A	Lab Control Sample Dup	Total/NA	Water	8270E	732908

Eurofins Raleigh

QC Association Summary

Client: S&ME Inc
Project/Site: Lyon Park

Job ID: 752-39890-1

Metals

Prep Batch: 99913

Lab Sample ID	Client Sample ID	Prep Type	Matrix	Method	Prep Batch
752-39890-1	A-MW-1	Total Recoverable	Water	3005A	
752-39890-2	A-MW-2	Total Recoverable	Water	3005A	
752-39890-3	A-MW-3	Total Recoverable	Water	3005A	
752-39890-4	A-MW-4	Total Recoverable	Water	3005A	
752-39890-5	A-MW-6	Total Recoverable	Water	3005A	
752-39890-6	A-MW-7	Total Recoverable	Water	3005A	
752-39890-7	A-MW-8	Total Recoverable	Water	3005A	
752-39890-8	A-MW-9	Total Recoverable	Water	3005A	
752-39890-9	MW-1	Total Recoverable	Water	3005A	
752-39890-10	MW-4	Total Recoverable	Water	3005A	
752-39890-11	MW-5	Total Recoverable	Water	3005A	
752-39890-12	MW-6	Total Recoverable	Water	3005A	
752-39890-13	MW-7	Total Recoverable	Water	3005A	
752-39890-14	120325-Dup-1	Total Recoverable	Water	3005A	
MB 705-99913/1-A	Method Blank	Total Recoverable	Water	3005A	
LCS 705-99913/2-A	Lab Control Sample	Total Recoverable	Water	3005A	
752-39890-2 MS	A-MW-2	Total Recoverable	Water	3005A	
752-39890-2 MSD	A-MW-2	Total Recoverable	Water	3005A	

Prep Batch: 99923

Lab Sample ID	Client Sample ID	Prep Type	Matrix	Method	Prep Batch
752-39890-1	A-MW-1	Total/NA	Water	7470A	
752-39890-2	A-MW-2	Total/NA	Water	7470A	
752-39890-3	A-MW-3	Total/NA	Water	7470A	
752-39890-4	A-MW-4	Total/NA	Water	7470A	
752-39890-5	A-MW-6	Total/NA	Water	7470A	
752-39890-6	A-MW-7	Total/NA	Water	7470A	
752-39890-7	A-MW-8	Total/NA	Water	7470A	
752-39890-8	A-MW-9	Total/NA	Water	7470A	
752-39890-9	MW-1	Total/NA	Water	7470A	
752-39890-10	MW-4	Total/NA	Water	7470A	
752-39890-11	MW-5	Total/NA	Water	7470A	
752-39890-12	MW-6	Total/NA	Water	7470A	
752-39890-13	MW-7	Total/NA	Water	7470A	
752-39890-14	120325-Dup-1	Total/NA	Water	7470A	
MB 705-99923/1-A	Method Blank	Total/NA	Water	7470A	
LCS 705-99923/2-A	Lab Control Sample	Total/NA	Water	7470A	
752-39890-1 MS	A-MW-1	Total/NA	Water	7470A	
752-39890-1 MSD	A-MW-1	Total/NA	Water	7470A	

Analysis Batch: 100369

Lab Sample ID	Client Sample ID	Prep Type	Matrix	Method	Prep Batch
752-39890-1	A-MW-1	Total/NA	Water	7470A	99923
752-39890-2	A-MW-2	Total/NA	Water	7470A	99923
752-39890-3	A-MW-3	Total/NA	Water	7470A	99923
752-39890-4	A-MW-4	Total/NA	Water	7470A	99923
752-39890-5	A-MW-6	Total/NA	Water	7470A	99923
752-39890-6	A-MW-7	Total/NA	Water	7470A	99923
752-39890-7	A-MW-8	Total/NA	Water	7470A	99923
752-39890-8	A-MW-9	Total/NA	Water	7470A	99923
752-39890-9	MW-1	Total/NA	Water	7470A	99923

Eurofins Raleigh

QC Association Summary

Client: S&ME Inc
Project/Site: Lyon Park

Job ID: 752-39890-1

Metals (Continued)

Analysis Batch: 100369 (Continued)

Lab Sample ID	Client Sample ID	Prep Type	Matrix	Method	Prep Batch
752-39890-10	MW-4	Total/NA	Water	7470A	99923
752-39890-11	MW-5	Total/NA	Water	7470A	99923
752-39890-12	MW-6	Total/NA	Water	7470A	99923
752-39890-13	MW-7	Total/NA	Water	7470A	99923
752-39890-14	120325-Dup-1	Total/NA	Water	7470A	99923
MB 705-99923/1-A	Method Blank	Total/NA	Water	7470A	99923
LCS 705-99923/2-A	Lab Control Sample	Total/NA	Water	7470A	99923
752-39890-1 MS	A-MW-1	Total/NA	Water	7470A	99923
752-39890-1 MSD	A-MW-1	Total/NA	Water	7470A	99923

Analysis Batch: 100440

Lab Sample ID	Client Sample ID	Prep Type	Matrix	Method	Prep Batch
752-39890-1	A-MW-1	Total Recoverable	Water	6020B	99913
752-39890-2	A-MW-2	Total Recoverable	Water	6020B	99913
752-39890-3	A-MW-3	Total Recoverable	Water	6020B	99913
752-39890-4	A-MW-4	Total Recoverable	Water	6020B	99913
752-39890-5	A-MW-6	Total Recoverable	Water	6020B	99913
752-39890-6	A-MW-7	Total Recoverable	Water	6020B	99913
752-39890-7	A-MW-8	Total Recoverable	Water	6020B	99913
752-39890-8	A-MW-9	Total Recoverable	Water	6020B	99913
752-39890-9	MW-1	Total Recoverable	Water	6020B	99913
752-39890-10	MW-4	Total Recoverable	Water	6020B	99913
752-39890-11	MW-5	Total Recoverable	Water	6020B	99913
752-39890-12	MW-6	Total Recoverable	Water	6020B	99913
752-39890-13	MW-7	Total Recoverable	Water	6020B	99913
752-39890-14	120325-Dup-1	Total Recoverable	Water	6020B	99913
MB 705-99913/1-A	Method Blank	Total Recoverable	Water	6020B	99913
LCS 705-99913/2-A	Lab Control Sample	Total Recoverable	Water	6020B	99913
752-39890-2 MS	A-MW-2	Total Recoverable	Water	6020B	99913
752-39890-2 MSD	A-MW-2	Total Recoverable	Water	6020B	99913

Analysis Batch: 100817

Lab Sample ID	Client Sample ID	Prep Type	Matrix	Method	Prep Batch
752-39890-3	A-MW-3	Total Recoverable	Water	6020B	99913

General Chemistry

Analysis Batch: 14314

Lab Sample ID	Client Sample ID	Prep Type	Matrix	Method	Prep Batch
752-39890-1	A-MW-1	Total/NA	Water	353.2	
752-39890-2	A-MW-2	Total/NA	Water	353.2	
752-39890-3	A-MW-3	Total/NA	Water	353.2	
752-39890-4	A-MW-4	Total/NA	Water	353.2	
752-39890-5	A-MW-6	Total/NA	Water	353.2	
752-39890-6	A-MW-7	Total/NA	Water	353.2	
752-39890-7	A-MW-8	Total/NA	Water	353.2	
752-39890-8	A-MW-9	Total/NA	Water	353.2	
752-39890-9	MW-1	Total/NA	Water	353.2	
752-39890-10	MW-4	Total/NA	Water	353.2	
752-39890-11	MW-5	Total/NA	Water	353.2	
752-39890-12	MW-6	Total/NA	Water	353.2	

Eurofins Raleigh

QC Association Summary

Client: S&ME Inc
Project/Site: Lyon Park

Job ID: 752-39890-1

General Chemistry (Continued)

Analysis Batch: 14314 (Continued)

Lab Sample ID	Client Sample ID	Prep Type	Matrix	Method	Prep Batch
752-39890-13	MW-7	Total/NA	Water	353.2	
752-39890-14	120325-Dup-1	Total/NA	Water	353.2	
MB 752-14314/10	Method Blank	Total/NA	Water	353.2	
MB 752-14314/41	Method Blank	Total/NA	Water	353.2	
LCS 752-14314/13	Lab Control Sample	Total/NA	Water	353.2	
LCSD 752-14314/50	Lab Control Sample Dup	Total/NA	Water	353.2	
752-39890-7 MS	A-MW-8	Total/NA	Water	353.2	
752-39890-7 MSD	A-MW-8	Total/NA	Water	353.2	

Analysis Batch: 732910

Lab Sample ID	Client Sample ID	Prep Type	Matrix	Method	Prep Batch
752-39890-1	A-MW-1	Total/NA	Water	SM 4500 SO4 E	
752-39890-2	A-MW-2	Total/NA	Water	SM 4500 SO4 E	
752-39890-3	A-MW-3	Total/NA	Water	SM 4500 SO4 E	
752-39890-4	A-MW-4	Total/NA	Water	SM 4500 SO4 E	
752-39890-5	A-MW-6	Total/NA	Water	SM 4500 SO4 E	
752-39890-6	A-MW-7	Total/NA	Water	SM 4500 SO4 E	
752-39890-7	A-MW-8	Total/NA	Water	SM 4500 SO4 E	
752-39890-8	A-MW-9	Total/NA	Water	SM 4500 SO4 E	
752-39890-9	MW-1	Total/NA	Water	SM 4500 SO4 E	
752-39890-10	MW-4	Total/NA	Water	SM 4500 SO4 E	
752-39890-11	MW-5	Total/NA	Water	SM 4500 SO4 E	
752-39890-12	MW-6	Total/NA	Water	SM 4500 SO4 E	
752-39890-13	MW-7	Total/NA	Water	SM 4500 SO4 E	
752-39890-14	120325-Dup-1	Total/NA	Water	SM 4500 SO4 E	
MB 400-732910/12	Method Blank	Total/NA	Water	SM 4500 SO4 E	
MB 400-732910/62	Method Blank	Total/NA	Water	SM 4500 SO4 E	
LCS 400-732910/13	Lab Control Sample	Total/NA	Water	SM 4500 SO4 E	
LCS 400-732910/63	Lab Control Sample	Total/NA	Water	SM 4500 SO4 E	
MRL 400-732910/14	Lab Control Sample	Total/NA	Water	SM 4500 SO4 E	
752-39890-1 MS	A-MW-1	Total/NA	Water	SM 4500 SO4 E	
752-39890-1 MSD	A-MW-1	Total/NA	Water	SM 4500 SO4 E	
752-39890-11 MS	MW-5	Total/NA	Water	SM 4500 SO4 E	
752-39890-11 MSD	MW-5	Total/NA	Water	SM 4500 SO4 E	

Analysis Batch: 887546

Lab Sample ID	Client Sample ID	Prep Type	Matrix	Method	Prep Batch
752-39890-1	A-MW-1	Total/NA	Water	Nitrate by calc	
752-39890-2	A-MW-2	Total/NA	Water	Nitrate by calc	
752-39890-3	A-MW-3	Total/NA	Water	Nitrate by calc	
752-39890-4	A-MW-4	Total/NA	Water	Nitrate by calc	
752-39890-5	A-MW-6	Total/NA	Water	Nitrate by calc	
752-39890-6	A-MW-7	Total/NA	Water	Nitrate by calc	
752-39890-7	A-MW-8	Total/NA	Water	Nitrate by calc	
752-39890-8	A-MW-9	Total/NA	Water	Nitrate by calc	
752-39890-9	MW-1	Total/NA	Water	Nitrate by calc	
752-39890-10	MW-4	Total/NA	Water	Nitrate by calc	
752-39890-11	MW-5	Total/NA	Water	Nitrate by calc	
752-39890-12	MW-6	Total/NA	Water	Nitrate by calc	
752-39890-13	MW-7	Total/NA	Water	Nitrate by calc	
752-39890-14	120325-Dup-1	Total/NA	Water	Nitrate by calc	

Eurofins Raleigh

QC Association Summary

Client: S&ME Inc
Project/Site: Lyon Park

Job ID: 752-39890-1

General Chemistry

Analysis Batch: 887579

Lab Sample ID	Client Sample ID	Prep Type	Matrix	Method	Prep Batch
752-39890-1	A-MW-1	Total/NA	Water	350.1-1993 R2.0	
752-39890-2	A-MW-2	Total/NA	Water	350.1-1993 R2.0	
752-39890-3	A-MW-3	Total/NA	Water	350.1-1993 R2.0	
752-39890-4	A-MW-4	Total/NA	Water	350.1-1993 R2.0	
752-39890-5	A-MW-6	Total/NA	Water	350.1-1993 R2.0	
752-39890-6	A-MW-7	Total/NA	Water	350.1-1993 R2.0	
752-39890-7	A-MW-8	Total/NA	Water	350.1-1993 R2.0	
752-39890-8	A-MW-9	Total/NA	Water	350.1-1993 R2.0	
752-39890-9	MW-1	Total/NA	Water	350.1-1993 R2.0	
752-39890-10	MW-4	Total/NA	Water	350.1-1993 R2.0	
752-39890-11	MW-5	Total/NA	Water	350.1-1993 R2.0	
752-39890-12	MW-6	Total/NA	Water	350.1-1993 R2.0	
752-39890-13	MW-7	Total/NA	Water	350.1-1993 R2.0	
752-39890-14	120325-Dup-1	Total/NA	Water	350.1-1993 R2.0	
MB 680-887579/32	Method Blank	Total/NA	Water	350.1-1993 R2.0	
LCS 680-887579/33	Lab Control Sample	Total/NA	Water	350.1-1993 R2.0	
752-39890-1 MS	A-MW-1	Total/NA	Water	350.1-1993 R2.0	
752-39890-1 MSD	A-MW-1	Total/NA	Water	350.1-1993 R2.0	
752-39890-11 MS	MW-5	Total/NA	Water	350.1-1993 R2.0	
752-39890-11 MSD	MW-5	Total/NA	Water	350.1-1993 R2.0	

Analysis Batch: 887590

Lab Sample ID	Client Sample ID	Prep Type	Matrix	Method	Prep Batch
752-39890-1	A-MW-1	Total/NA	Water	353.2-1993 R2.0	
752-39890-2	A-MW-2	Total/NA	Water	353.2-1993 R2.0	
MB 680-887590/21	Method Blank	Total/NA	Water	353.2-1993 R2.0	
LCS 680-887590/22	Lab Control Sample	Total/NA	Water	353.2-1993 R2.0	

Analysis Batch: 887615

Lab Sample ID	Client Sample ID	Prep Type	Matrix	Method	Prep Batch
752-39890-3	A-MW-3	Total/NA	Water	353.2-1993 R2.0	
752-39890-4	A-MW-4	Total/NA	Water	353.2-1993 R2.0	
752-39890-5	A-MW-6	Total/NA	Water	353.2-1993 R2.0	
752-39890-6	A-MW-7	Total/NA	Water	353.2-1993 R2.0	
752-39890-7	A-MW-8	Total/NA	Water	353.2-1993 R2.0	
752-39890-8	A-MW-9	Total/NA	Water	353.2-1993 R2.0	
752-39890-9	MW-1	Total/NA	Water	353.2-1993 R2.0	
752-39890-10	MW-4	Total/NA	Water	353.2-1993 R2.0	
752-39890-11	MW-5	Total/NA	Water	353.2-1993 R2.0	
752-39890-12	MW-6	Total/NA	Water	353.2-1993 R2.0	
752-39890-13	MW-7	Total/NA	Water	353.2-1993 R2.0	
752-39890-14	120325-Dup-1	Total/NA	Water	353.2-1993 R2.0	
MB 680-887615/18	Method Blank	Total/NA	Water	353.2-1993 R2.0	
LCS 680-887615/19	Lab Control Sample	Total/NA	Water	353.2-1993 R2.0	

Lab Chronicle

Client: S&ME Inc
Project/Site: Lyon Park

Job ID: 752-39890-1

Client Sample ID: A-MW-1

Lab Sample ID: 752-39890-1

Date Collected: 12/03/25 11:25

Matrix: Water

Date Received: 12/04/25 08:00

Prep Type	Batch Type	Batch Method	Run	Dilution Factor	Batch Number	Analyst	Lab	Prepared or Analyzed
Total/NA	Analysis	8260D		1	733131	BPO	EET PEN	12/09/25 12:07
Total/NA	Prep	3511			732908	JPH	EET PEN	12/06/25 15:15
Total/NA	Analysis	8270E		1	733051	JAW	EET PEN	12/09/25 04:19
Total/NA	Prep	3510C			732978	AMM	EET PEN	12/08/25 11:11
Total/NA	Analysis	8270E SIM ID		1	733046	VC1	EET PEN	12/08/25 17:30
Total Recoverable	Prep	3005A			99913	BR	EET ATL	12/08/25 10:35
Total Recoverable	Analysis	6020B		1	100440	MD	EET ATL	12/09/25 12:41
Total/NA	Prep	7470A			99923	KB	EET ATL	12/08/25 17:03
Total/NA	Analysis	7470A		1	100369	TA	EET ATL	12/09/25 13:32
Total/NA	Analysis	350.1-1993 R2.0		1	887579	DJ	EET SAV	12/09/25 13:00
Total/NA	Analysis	353.2		1	14314	CB	EET RAL	12/04/25 16:26
Total/NA	Analysis	353.2-1993 R2.0		1	887590	NVF	EET SAV	12/10/25 13:47
Total/NA	Analysis	Nitrate by calc		1	887546	ALG	EET SAV	12/11/25 16:15
Total/NA	Analysis	SM 4500 SO4 E		2	732910	CJK	EET PEN	12/06/25 13:14

Client Sample ID: A-MW-2

Lab Sample ID: 752-39890-2

Date Collected: 12/03/25 12:10

Matrix: Water

Date Received: 12/04/25 08:00

Prep Type	Batch Type	Batch Method	Run	Dilution Factor	Batch Number	Analyst	Lab	Prepared or Analyzed
Total/NA	Analysis	8260D		1	733131	BPO	EET PEN	12/09/25 12:28
Total/NA	Prep	3511			732908	JPH	EET PEN	12/06/25 15:15
Total/NA	Analysis	8270E		1	733051	JAW	EET PEN	12/09/25 04:52
Total/NA	Prep	3510C			732978	AMM	EET PEN	12/08/25 11:11
Total/NA	Analysis	8270E SIM ID		1	733046	VC1	EET PEN	12/08/25 17:52
Total Recoverable	Prep	3005A			99913	BR	EET ATL	12/08/25 10:35
Total Recoverable	Analysis	6020B		1	100440	MD	EET ATL	12/09/25 12:15
Total/NA	Prep	7470A			99923	KB	EET ATL	12/08/25 17:03
Total/NA	Analysis	7470A		1	100369	TA	EET ATL	12/09/25 13:44
Total/NA	Analysis	350.1-1993 R2.0		1	887579	DJ	EET SAV	12/09/25 13:08
Total/NA	Analysis	353.2		1	14314	CB	EET RAL	12/04/25 16:27
Total/NA	Analysis	353.2-1993 R2.0		1	887590	NVF	EET SAV	12/10/25 13:48
Total/NA	Analysis	Nitrate by calc		1	887546	ALG	EET SAV	12/11/25 16:15
Total/NA	Analysis	SM 4500 SO4 E		1	732910	CJK	EET PEN	12/06/25 13:16

Client Sample ID: A-MW-3

Lab Sample ID: 752-39890-3

Date Collected: 12/03/25 09:25

Matrix: Water

Date Received: 12/04/25 08:00

Prep Type	Batch Type	Batch Method	Run	Dilution Factor	Batch Number	Analyst	Lab	Prepared or Analyzed
Total/NA	Analysis	8260D		1	733131	BPO	EET PEN	12/09/25 12:49
Total/NA	Prep	3511			732908	JPH	EET PEN	12/06/25 15:15
Total/NA	Analysis	8270E		1	733051	JAW	EET PEN	12/09/25 05:24

Eurofins Raleigh

Lab Chronicle

Client: S&ME Inc
Project/Site: Lyon Park

Job ID: 752-39890-1

Client Sample ID: A-MW-3

Lab Sample ID: 752-39890-3

Date Collected: 12/03/25 09:25

Matrix: Water

Date Received: 12/04/25 08:00

Prep Type	Batch Type	Batch Method	Run	Dilution Factor	Batch Number	Analyst	Lab	Prepared or Analyzed
Total/NA	Prep	3510C			732978	AMM	EET PEN	12/08/25 11:11
Total/NA	Analysis	8270E SIM ID		1	733046	VC1	EET PEN	12/08/25 18:13
Total Recoverable	Prep	3005A			99913	BR	EET ATL	12/08/25 10:35
Total Recoverable	Analysis	6020B		1	100440	MD	EET ATL	12/09/25 12:46
Total Recoverable	Prep	3005A			99913	BR	EET ATL	12/08/25 10:35
Total Recoverable	Analysis	6020B		1	100817	MD	EET ATL	12/10/25 14:26
Total/NA	Prep	7470A			99923	KB	EET ATL	12/08/25 17:03
Total/NA	Analysis	7470A		1	100369	TA	EET ATL	12/09/25 13:59
Total/NA	Analysis	350.1-1993 R2.0		1	887579	DJ	EET SAV	12/09/25 13:11
Total/NA	Analysis	353.2		1	14314	CB	EET RAL	12/04/25 16:45
Total/NA	Analysis	353.2-1993 R2.0		1	887615	NVF	EET SAV	12/11/25 11:13
Total/NA	Analysis	Nitrate by calc		1	887546	ALG	EET SAV	12/11/25 16:15
Total/NA	Analysis	SM 4500 SO4 E		5	732910	CJK	EET PEN	12/06/25 13:54

Client Sample ID: A-MW-4

Lab Sample ID: 752-39890-4

Date Collected: 12/03/25 10:10

Matrix: Water

Date Received: 12/04/25 08:00

Prep Type	Batch Type	Batch Method	Run	Dilution Factor	Batch Number	Analyst	Lab	Prepared or Analyzed
Total/NA	Analysis	8260D		1	733131	BPO	EET PEN	12/09/25 14:53
Total/NA	Prep	3511			732908	JPH	EET PEN	12/06/25 15:15
Total/NA	Analysis	8270E		1	733051	JAW	EET PEN	12/09/25 05:57
Total/NA	Prep	3510C			732978	AMM	EET PEN	12/08/25 11:11
Total/NA	Analysis	8270E SIM ID		1	733046	VC1	EET PEN	12/08/25 18:34
Total Recoverable	Prep	3005A			99913	BR	EET ATL	12/08/25 10:35
Total Recoverable	Analysis	6020B		1	100440	MD	EET ATL	12/09/25 13:08
Total/NA	Prep	7470A			99923	KB	EET ATL	12/08/25 17:03
Total/NA	Analysis	7470A		1	100369	TA	EET ATL	12/09/25 14:03
Total/NA	Analysis	350.1-1993 R2.0		1	887579	DJ	EET SAV	12/09/25 13:19
Total/NA	Analysis	353.2		1	14314	CB	EET RAL	12/04/25 16:46
Total/NA	Analysis	353.2-1993 R2.0		1	887615	NVF	EET SAV	12/11/25 11:14
Total/NA	Analysis	Nitrate by calc		1	887546	ALG	EET SAV	12/11/25 16:15
Total/NA	Analysis	SM 4500 SO4 E		1	732910	CJK	EET PEN	12/06/25 13:17

Client Sample ID: A-MW-6

Lab Sample ID: 752-39890-5

Date Collected: 12/03/25 09:45

Matrix: Water

Date Received: 12/04/25 08:00

Prep Type	Batch Type	Batch Method	Run	Dilution Factor	Batch Number	Analyst	Lab	Prepared or Analyzed
Total/NA	Analysis	8260D		1	733131	BPO	EET PEN	12/09/25 15:14
Total/NA	Prep	3511			732908	JPH	EET PEN	12/06/25 15:15
Total/NA	Analysis	8270E		1	733051	JAW	EET PEN	12/09/25 06:29
Total/NA	Prep	3510C			732978	AMM	EET PEN	12/08/25 11:11
Total/NA	Analysis	8270E SIM ID		1	733046	VC1	EET PEN	12/08/25 18:55

Eurofins Raleigh

Lab Chronicle

Client: S&ME Inc
Project/Site: Lyon Park

Job ID: 752-39890-1

Client Sample ID: A-MW-6
Date Collected: 12/03/25 09:45
Date Received: 12/04/25 08:00

Lab Sample ID: 752-39890-5
Matrix: Water

Prep Type	Batch Type	Batch Method	Run	Dilution Factor	Batch Number	Analyst	Lab	Prepared or Analyzed
Total Recoverable	Prep	3005A			99913	BR	EET ATL	12/08/25 10:35
Total Recoverable	Analysis	6020B		1	100440	MD	EET ATL	12/09/25 13:14
Total/NA	Prep	7470A			99923	KB	EET ATL	12/08/25 17:03
Total/NA	Analysis	7470A		1	100369	TA	EET ATL	12/09/25 14:07
Total/NA	Analysis	350.1-1993 R2.0		1	887579	DJ	EET SAV	12/09/25 13:21
Total/NA	Analysis	353.2		1	14314	CB	EET RAL	12/04/25 16:47
Total/NA	Analysis	353.2-1993 R2.0		1	887615	NVF	EET SAV	12/11/25 11:16
Total/NA	Analysis	Nitrate by calc		1	887546	ALG	EET SAV	12/11/25 16:15
Total/NA	Analysis	SM 4500 SO4 E		1	732910	CJK	EET PEN	12/06/25 13:18

Client Sample ID: A-MW-7
Date Collected: 12/03/25 15:35
Date Received: 12/04/25 08:00

Lab Sample ID: 752-39890-6
Matrix: Water

Prep Type	Batch Type	Batch Method	Run	Dilution Factor	Batch Number	Analyst	Lab	Prepared or Analyzed
Total/NA	Analysis	8260D		1	733131	BPO	EET PEN	12/09/25 15:35
Total/NA	Prep	3511			732908	JPH	EET PEN	12/06/25 15:15
Total/NA	Analysis	8270E		1	733051	JAW	EET PEN	12/09/25 07:01
Total/NA	Prep	3510C			732978	AMM	EET PEN	12/08/25 11:11
Total/NA	Analysis	8270E SIM ID		1	733046	VC1	EET PEN	12/08/25 19:16
Total Recoverable	Prep	3005A			99913	BR	EET ATL	12/08/25 10:35
Total Recoverable	Analysis	6020B		1	100440	MD	EET ATL	12/09/25 13:20
Total/NA	Prep	7470A			99923	KB	EET ATL	12/08/25 17:03
Total/NA	Analysis	7470A		1	100369	TA	EET ATL	12/09/25 14:11
Total/NA	Analysis	350.1-1993 R2.0		1	887579	DJ	EET SAV	12/09/25 13:24
Total/NA	Analysis	353.2		1	14314	CB	EET RAL	12/04/25 16:48
Total/NA	Analysis	353.2-1993 R2.0		1	887615	NVF	EET SAV	12/11/25 11:18
Total/NA	Analysis	Nitrate by calc		1	887546	ALG	EET SAV	12/11/25 16:15
Total/NA	Analysis	SM 4500 SO4 E		20	732910	CJK	EET PEN	12/06/25 14:21

Client Sample ID: A-MW-8
Date Collected: 12/03/25 14:55
Date Received: 12/04/25 08:00

Lab Sample ID: 752-39890-7
Matrix: Water

Prep Type	Batch Type	Batch Method	Run	Dilution Factor	Batch Number	Analyst	Lab	Prepared or Analyzed
Total/NA	Analysis	8260D		1	733131	BPO	EET PEN	12/09/25 15:55
Total/NA	Prep	3511			732908	JPH	EET PEN	12/06/25 15:15
Total/NA	Analysis	8270E		1	733051	JAW	EET PEN	12/09/25 07:34
Total/NA	Prep	3510C			732978	AMM	EET PEN	12/08/25 11:11
Total/NA	Analysis	8270E SIM ID		1	733046	VC1	EET PEN	12/08/25 19:37
Total Recoverable	Prep	3005A			99913	BR	EET ATL	12/08/25 10:35
Total Recoverable	Analysis	6020B		1	100440	MD	EET ATL	12/09/25 13:26
Total/NA	Prep	7470A			99923	KB	EET ATL	12/08/25 17:03
Total/NA	Analysis	7470A		1	100369	TA	EET ATL	12/09/25 14:15

Eurofins Raleigh

Lab Chronicle

Client: S&ME Inc
Project/Site: Lyon Park

Job ID: 752-39890-1

Client Sample ID: A-MW-8

Lab Sample ID: 752-39890-7

Date Collected: 12/03/25 14:55

Matrix: Water

Date Received: 12/04/25 08:00

Prep Type	Batch Type	Batch Method	Run	Dilution Factor	Batch Number	Analyst	Lab	Prepared or Analyzed
Total/NA	Analysis	350.1-1993 R2.0		1	887579	DJ	EET SAV	12/09/25 13:27
Total/NA	Analysis	353.2		1	14314	CB	EET RAL	12/04/25 16:51
Total/NA	Analysis	353.2-1993 R2.0		5	887615	NVF	EET SAV	12/11/25 11:20
Total/NA	Analysis	Nitrate by calc		1	887546	ALG	EET SAV	12/11/25 16:15
Total/NA	Analysis	SM 4500 SO4 E		20	732910	CJK	EET PEN	12/06/25 14:21

Client Sample ID: A-MW-9

Lab Sample ID: 752-39890-8

Date Collected: 12/03/25 14:30

Matrix: Water

Date Received: 12/04/25 08:00

Prep Type	Batch Type	Batch Method	Run	Dilution Factor	Batch Number	Analyst	Lab	Prepared or Analyzed
Total/NA	Analysis	8260D		1	733131	BPO	EET PEN	12/09/25 16:16
Total/NA	Prep	3511			732908	JPH	EET PEN	12/06/25 15:15
Total/NA	Analysis	8270E		1	733051	JAW	EET PEN	12/09/25 08:06
Total/NA	Prep	3510C			732978	AMM	EET PEN	12/08/25 11:11
Total/NA	Analysis	8270E SIM ID		1	733046	VC1	EET PEN	12/08/25 19:58
Total Recoverable	Prep	3005A			99913	BR	EET ATL	12/08/25 10:35
Total Recoverable	Analysis	6020B		1	100440	MD	EET ATL	12/09/25 13:31
Total/NA	Prep	7470A			99923	KB	EET ATL	12/08/25 17:03
Total/NA	Analysis	7470A		1	100369	TA	EET ATL	12/09/25 14:19
Total/NA	Analysis	350.1-1993 R2.0		1	887579	DJ	EET SAV	12/09/25 13:29
Total/NA	Analysis	353.2		1	14314	CB	EET RAL	12/04/25 16:54
Total/NA	Analysis	353.2-1993 R2.0		1	887615	NVF	EET SAV	12/11/25 11:22
Total/NA	Analysis	Nitrate by calc		1	887546	ALG	EET SAV	12/11/25 16:15
Total/NA	Analysis	SM 4500 SO4 E		2	732910	CJK	EET PEN	12/06/25 13:19

Client Sample ID: MW-1

Lab Sample ID: 752-39890-9

Date Collected: 12/03/25 15:55

Matrix: Water

Date Received: 12/04/25 08:00

Prep Type	Batch Type	Batch Method	Run	Dilution Factor	Batch Number	Analyst	Lab	Prepared or Analyzed
Total/NA	Analysis	8260D		1	733131	BPO	EET PEN	12/09/25 16:37
Total/NA	Prep	3511			732908	JPH	EET PEN	12/06/25 15:15
Total/NA	Analysis	8270E		1	733051	JAW	EET PEN	12/09/25 08:38
Total/NA	Prep	3510C			732978	AMM	EET PEN	12/08/25 11:11
Total/NA	Analysis	8270E SIM ID		1	733046	VC1	EET PEN	12/08/25 20:19
Total Recoverable	Prep	3005A			99913	BR	EET ATL	12/08/25 10:35
Total Recoverable	Analysis	6020B		1	100440	MD	EET ATL	12/09/25 13:34
Total/NA	Prep	7470A			99923	KB	EET ATL	12/08/25 17:03
Total/NA	Analysis	7470A		1	100369	TA	EET ATL	12/09/25 14:23
Total/NA	Analysis	350.1-1993 R2.0		1	887579	DJ	EET SAV	12/09/25 13:32
Total/NA	Analysis	353.2		1	14314	CB	EET RAL	12/04/25 16:55
Total/NA	Analysis	353.2-1993 R2.0		5	887615	NVF	EET SAV	12/11/25 11:27

Eurofins Raleigh

Lab Chronicle

Client: S&ME Inc
Project/Site: Lyon Park

Job ID: 752-39890-1

Client Sample ID: MW-1

Lab Sample ID: 752-39890-9

Date Collected: 12/03/25 15:55

Matrix: Water

Date Received: 12/04/25 08:00

Prep Type	Batch Type	Batch Method	Run	Dilution Factor	Batch Number	Batch Analyst	Lab	Prepared or Analyzed
Total/NA	Analysis	Nitrate by calc		1	887546	ALG	EET SAV	12/11/25 16:15
Total/NA	Analysis	SM 4500 SO4 E		1	732910	CJK	EET PEN	12/06/25 13:20

Client Sample ID: MW-4

Lab Sample ID: 752-39890-10

Date Collected: 12/03/25 13:40

Matrix: Water

Date Received: 12/04/25 08:00

Prep Type	Batch Type	Batch Method	Run	Dilution Factor	Batch Number	Batch Analyst	Lab	Prepared or Analyzed
Total/NA	Analysis	8260D		1	733131	BPO	EET PEN	12/09/25 16:58
Total/NA	Prep	3511			732908	JPH	EET PEN	12/06/25 15:15
Total/NA	Analysis	8270E		1	733051	JAW	EET PEN	12/09/25 09:11
Total/NA	Prep	3510C			732978	AMM	EET PEN	12/08/25 11:11
Total/NA	Analysis	8270E SIM ID		1	733046	VC1	EET PEN	12/08/25 20:41
Total Recoverable	Prep	3005A			99913	BR	EET ATL	12/08/25 10:35
Total Recoverable	Analysis	6020B		1	100440	MD	EET ATL	12/09/25 13:40
Total/NA	Prep	7470A			99923	KB	EET ATL	12/08/25 17:03
Total/NA	Analysis	7470A		1	100369	TA	EET ATL	12/09/25 14:26
Total/NA	Analysis	350.1-1993 R2.0		1	887579	DJ	EET SAV	12/09/25 13:35
Total/NA	Analysis	353.2		1	14314	CB	EET RAL	12/04/25 16:56
Total/NA	Analysis	353.2-1993 R2.0		1	887615	NVF	EET SAV	12/11/25 11:29
Total/NA	Analysis	Nitrate by calc		1	887546	ALG	EET SAV	12/11/25 16:15
Total/NA	Analysis	SM 4500 SO4 E		2	732910	CJK	EET PEN	12/06/25 13:20

Client Sample ID: MW-5

Lab Sample ID: 752-39890-11

Date Collected: 12/03/25 13:55

Matrix: Water

Date Received: 12/04/25 08:00

Prep Type	Batch Type	Batch Method	Run	Dilution Factor	Batch Number	Batch Analyst	Lab	Prepared or Analyzed
Total/NA	Analysis	8260D		1	733131	BPO	EET PEN	12/09/25 17:18
Total/NA	Prep	3511			732908	JPH	EET PEN	12/06/25 15:15
Total/NA	Analysis	8270E		1	733051	JAW	EET PEN	12/09/25 09:44
Total/NA	Prep	3510C			732978	AMM	EET PEN	12/08/25 11:11
Total/NA	Analysis	8270E SIM ID		1	733046	VC1	EET PEN	12/08/25 21:02
Total Recoverable	Prep	3005A			99913	BR	EET ATL	12/08/25 10:35
Total Recoverable	Analysis	6020B		1	100440	MD	EET ATL	12/09/25 13:46
Total/NA	Prep	7470A			99923	KB	EET ATL	12/08/25 17:03
Total/NA	Analysis	7470A		1	100369	TA	EET ATL	12/09/25 14:30
Total/NA	Analysis	350.1-1993 R2.0		1	887579	DJ	EET SAV	12/09/25 13:37
Total/NA	Analysis	353.2		1	14314	CB	EET RAL	12/04/25 16:57
Total/NA	Analysis	353.2-1993 R2.0		1	887615	NVF	EET SAV	12/11/25 11:31
Total/NA	Analysis	Nitrate by calc		1	887546	ALG	EET SAV	12/11/25 16:15
Total/NA	Analysis	SM 4500 SO4 E		1	732910	CJK	EET PEN	12/06/25 13:23

Eurofins Raleigh

Lab Chronicle

Client: S&ME Inc
Project/Site: Lyon Park

Job ID: 752-39890-1

Client Sample ID: MW-6

Lab Sample ID: 752-39890-12

Date Collected: 12/03/25 11:15

Matrix: Water

Date Received: 12/04/25 08:00

Prep Type	Batch Type	Batch Method	Run	Dilution Factor	Batch Number	Analyst	Lab	Prepared or Analyzed
Total/NA	Analysis	8260D		1	733131	BPO	EET PEN	12/09/25 17:39
Total/NA	Prep	3511			732908	JPH	EET PEN	12/06/25 15:15
Total/NA	Analysis	8270E		1	733051	JAW	EET PEN	12/09/25 10:17
Total/NA	Prep	3510C			732978	AMM	EET PEN	12/08/25 11:11
Total/NA	Analysis	8270E SIM ID		1	733046	VC1	EET PEN	12/08/25 21:23
Total Recoverable	Prep	3005A			99913	BR	EET ATL	12/08/25 10:35
Total Recoverable	Analysis	6020B		1	100440	MD	EET ATL	12/09/25 13:51
Total/NA	Prep	7470A			99923	KB	EET ATL	12/08/25 17:03
Total/NA	Analysis	7470A		1	100369	TA	EET ATL	12/09/25 14:34
Total/NA	Analysis	350.1-1993 R2.0		1	887579	DJ	EET SAV	12/09/25 14:12
Total/NA	Analysis	353.2		1	14314	CB	EET RAL	12/04/25 16:58
Total/NA	Analysis	353.2-1993 R2.0		1	887615	NVF	EET SAV	12/11/25 11:33
Total/NA	Analysis	Nitrate by calc		1	887546	ALG	EET SAV	12/11/25 16:15
Total/NA	Analysis	SM 4500 SO4 E		1	732910	CJK	EET PEN	12/06/25 13:24

Client Sample ID: MW-7

Lab Sample ID: 752-39890-13

Date Collected: 12/03/25 12:40

Matrix: Water

Date Received: 12/04/25 08:00

Prep Type	Batch Type	Batch Method	Run	Dilution Factor	Batch Number	Analyst	Lab	Prepared or Analyzed
Total/NA	Analysis	8260D		1	733131	BPO	EET PEN	12/09/25 18:00
Total/NA	Prep	3511			732908	JPH	EET PEN	12/06/25 15:15
Total/NA	Analysis	8270E		1	733051	JAW	EET PEN	12/09/25 10:49
Total/NA	Prep	3510C			732978	AMM	EET PEN	12/08/25 11:11
Total/NA	Analysis	8270E SIM ID		1	733046	VC1	EET PEN	12/08/25 21:44
Total Recoverable	Prep	3005A			99913	BR	EET ATL	12/08/25 10:35
Total Recoverable	Analysis	6020B		1	100440	MD	EET ATL	12/09/25 13:57
Total/NA	Prep	7470A			99923	KB	EET ATL	12/08/25 17:03
Total/NA	Analysis	7470A		1	100369	TA	EET ATL	12/09/25 14:50
Total/NA	Analysis	350.1-1993 R2.0		1	887579	DJ	EET SAV	12/09/25 14:15
Total/NA	Analysis	353.2		1	14314	CB	EET RAL	12/04/25 16:59
Total/NA	Analysis	353.2-1993 R2.0		1	887615	NVF	EET SAV	12/11/25 11:34
Total/NA	Analysis	Nitrate by calc		1	887546	ALG	EET SAV	12/11/25 16:15
Total/NA	Analysis	SM 4500 SO4 E		1	732910	CJK	EET PEN	12/06/25 13:25

Client Sample ID: 120325-Dup-1

Lab Sample ID: 752-39890-14

Date Collected: 12/03/25 00:00

Matrix: Water

Date Received: 12/04/25 08:00

Prep Type	Batch Type	Batch Method	Run	Dilution Factor	Batch Number	Analyst	Lab	Prepared or Analyzed
Total/NA	Analysis	8260D		1	733131	BPO	EET PEN	12/09/25 18:21
Total/NA	Prep	3511			732908	JPH	EET PEN	12/06/25 15:15
Total/NA	Analysis	8270E		1	733051	JAW	EET PEN	12/09/25 11:22

Eurofins Raleigh

Lab Chronicle

Client: S&ME Inc
Project/Site: Lyon Park

Job ID: 752-39890-1

Client Sample ID: 120325-Dup-1

Lab Sample ID: 752-39890-14

Date Collected: 12/03/25 00:00

Matrix: Water

Date Received: 12/04/25 08:00

Prep Type	Batch Type	Batch Method	Run	Dilution Factor	Batch Number	Analyst	Lab	Prepared or Analyzed
Total/NA	Prep	3510C			732978	AMM	EET PEN	12/08/25 11:11
Total/NA	Analysis	8270E SIM ID		1	733046	VC1	EET PEN	12/08/25 22:05
Total Recoverable	Prep	3005A			99913	BR	EET ATL	12/08/25 10:35
Total Recoverable	Analysis	6020B		1	100440	MD	EET ATL	12/09/25 14:16
Total/NA	Prep	7470A			99923	KB	EET ATL	12/08/25 17:03
Total/NA	Analysis	7470A		1	100369	TA	EET ATL	12/09/25 14:54
Total/NA	Analysis	350.1-1993 R2.0		1	887579	DJ	EET SAV	12/09/25 14:17
Total/NA	Analysis	353.2		1	14314	CB	EET RAL	12/04/25 17:00
Total/NA	Analysis	353.2-1993 R2.0		1	887615	NVF	EET SAV	12/11/25 11:36
Total/NA	Analysis	Nitrate by calc		1	887546	ALG	EET SAV	12/11/25 16:15
Total/NA	Analysis	SM 4500 SO4 E		2	732910	CJK	EET PEN	12/06/25 13:36

Client Sample ID: Trip Blank

Lab Sample ID: 752-39890-15

Date Collected: 12/03/25 00:00

Matrix: Water

Date Received: 12/04/25 08:00

Prep Type	Batch Type	Batch Method	Run	Dilution Factor	Batch Number	Analyst	Lab	Prepared or Analyzed
Total/NA	Analysis	8260D		1	733131	BPO	EET PEN	12/09/25 14:32

Laboratory References:

- EET ATL = Eurofins Atlanta, 3080 Presidential Dr, Atlanta, GA 30340, TEL (770)457-8177
- EET PEN = Eurofins Pensacola, 3355 McLemore Drive, Pensacola, FL 32514, TEL (850)474-1001
- EET RAL = Eurofins Raleigh, 104 Woodwinds Industrial Court, Suite A, Cary, NC 27511, TEL (919)467-3090
- EET SAV = Eurofins Savannah, 5102 LaRoche Avenue, Savannah, GA 31404, TEL (912)354-7858

Accreditation/Certification Summary

Client: S&ME Inc
Project/Site: Lyon Park

Job ID: 752-39890-1

Laboratory: Eurofins Raleigh

The accreditations/certifications listed below are applicable to this report.

Authority	Program	Identification Number	Expiration Date
North Carolina (WW/SW)	State	591	12-31-25

Laboratory: Eurofins Atlanta

The accreditations/certifications listed below are applicable to this report.

Authority	Program	Identification Number	Expiration Date
North Carolina (WW/SW)	State	562	12-31-25

Laboratory: Eurofins Pensacola

Unless otherwise noted, all analytes for this laboratory were covered under each accreditation/certification below.

Authority	Program	Identification Number	Expiration Date
North Carolina (WW/SW)	State	314	12-31-25

The following analytes are included in this report, but the laboratory is not certified by the governing authority. This list may include analytes for which the agency does not offer certification.

Analysis Method	Prep Method	Matrix	Analyte
8260D		Water	Hexane
8260D		Water	n-Heptane
8270E	3511	Water	3 & 4 Methylphenol
8270E	3511	Water	4-Nitrophenol

Laboratory: Eurofins Savannah

The accreditations/certifications listed below are applicable to this report.

Authority	Program	Identification Number	Expiration Date
North Carolina (WW/SW)	State	269	12-31-25

Method Summary

Client: S&ME Inc
Project/Site: Lyon Park

Job ID: 752-39890-1

Method	Method Description	Protocol	Laboratory
8260D	Volatile Organic Compounds by GC/MS	SW846	EET PEN
8270E	Semivolatile Organic Compounds (GC-MS/MS)	SW846	EET PEN
8270E SIM ID	Semivolatile Organic Compounds (GC/MS SIM / Isotope Dilution)	SW846	EET PEN
6020B	Metals (ICP/MS)	SW846	EET ATL
7470A	Mercury (CVAA)	SW846	EET ATL
350.1-1993 R2.0	Nitrogen, Ammonia	MCAWW	EET SAV
353.2	Nitrogen, Nitrite	EPA	EET RAL
353.2-1993 R2.0	Nitrogen, Nitrate-Nitrite	MCAWW	EET SAV
Nitrate by calc	Nitrogen, Nitrate-Nitrite	SM	EET SAV
SM 4500 SO4 E	Sulfate, Total	SM	EET PEN
3005A	Preparation, Total Recoverable or Dissolved Metals	SW846	EET ATL
3510C	Liquid-Liquid Extraction (Separatory Funnel)	SW846	EET PEN
3511	Microextraction of Organic Compounds	SW846	EET PEN
5030C	Purge and Trap	SW846	EET PEN
7470A	Preparation, Mercury	SW846	EET ATL

Protocol References:

EPA = US Environmental Protection Agency

MCAWW = "Methods For Chemical Analysis Of Water And Wastes", EPA-600/4-79-020, March 1983 And Subsequent Revisions.

SM = "Standard Methods For The Examination Of Water And Wastewater"

SW846 = "Test Methods For Evaluating Solid Waste, Physical/Chemical Methods", Third Edition, November 1986 And Its Updates.

Laboratory References:

EET ATL = Eurofins Atlanta, 3080 Presidential Dr, Atlanta, GA 30340, TEL (770)457-8177

EET PEN = Eurofins Pensacola, 3355 McLemore Drive, Pensacola, FL 32514, TEL (850)474-1001

EET RAL = Eurofins Raleigh, 104 Woodwinds Industrial Court, Suite A, Cary, NC 27511, TEL (919)467-3090

EET SAV = Eurofins Savannah, 5102 LaRoche Avenue, Savannah, GA 31404, TEL (912)354-7858

Sample Summary

Client: S&ME Inc
Project/Site: Lyon Park

Job ID: 752-39890-1

Lab Sample ID	Client Sample ID	Matrix	Collected	Received	Sample Origin
752-39890-1	A-MW-1	Water	12/03/25 11:25	12/04/25 08:00	North Carolina
752-39890-2	A-MW-2	Water	12/03/25 12:10	12/04/25 08:00	North Carolina
752-39890-3	A-MW-3	Water	12/03/25 09:25	12/04/25 08:00	North Carolina
752-39890-4	A-MW-4	Water	12/03/25 10:10	12/04/25 08:00	North Carolina
752-39890-5	A-MW-6	Water	12/03/25 09:45	12/04/25 08:00	North Carolina
752-39890-6	A-MW-7	Water	12/03/25 15:35	12/04/25 08:00	North Carolina
752-39890-7	A-MW-8	Water	12/03/25 14:55	12/04/25 08:00	North Carolina
752-39890-8	A-MW-9	Water	12/03/25 14:30	12/04/25 08:00	North Carolina
752-39890-9	MW-1	Water	12/03/25 15:55	12/04/25 08:00	North Carolina
752-39890-10	MW-4	Water	12/03/25 13:40	12/04/25 08:00	North Carolina
752-39890-11	MW-5	Water	12/03/25 13:55	12/04/25 08:00	North Carolina
752-39890-12	MW-6	Water	12/03/25 11:15	12/04/25 08:00	North Carolina
752-39890-13	MW-7	Water	12/03/25 12:40	12/04/25 08:00	North Carolina
752-39890-14	120325-Dup-1	Water	12/03/25 00:00	12/04/25 08:00	North Carolina
752-39890-15	Trip Blank	Water	12/03/25 00:00	12/04/25 08:00	North Carolina




Eurofins Savannah

5102 LaRoche Avenue
Savannah, GA 31404
Phone (912) 354-7858 Phone (912) 352-0165

Chain of Custody Record

eurofins | Environment Testing

Client Information		Sampler: <i>Chase Porter</i>		Lab PM: Bechtold, Chad		Carrier Tracking No(s):		COC No: 680-170211-59871.1																																																
Client Contact: Jerry Paul		Phone: (912) 337-7899		E-Mail: Chad.Bechtold@et.eurofinsus.com		State of Origin:		Page: 1 of 2																																																
Company: S&ME Inc		PWSID:		Analysis Requested						Job #:																																														
Address: 3201 Spring Forest Road		Due Date Requested:		<table border="1"> <tr> <td>Field Filtered Sample (Yes or No)</td> <td>Perform MS/MSD (Yes or No)</td> <td>8270E_QQQ - SVOC TCL OLM4.2</td> <td>8270E_SIM_ID_D6 - 1,4 Dioxane</td> <td>360.1 - Ammonia as N; 363.2 - NOx, Nitrate, Calc</td> <td>8280D - VOC NC 02L List</td> <td>6020B - PRLF Metals; 7470A - Hg</td> <td>363.2_Nitrite - Nitrite (48 Hour HT)</td> <td>SM4600_S04_E - Sulfate</td> </tr> <tr> <td>City: Raleigh</td> <td>TAT Requested (days): STANDARD TATS</td> <td></td> <td></td> <td></td> <td></td> <td></td> <td></td> <td></td> </tr> <tr> <td>State, Zip: NC, 27616</td> <td>Compliance Project: <input type="checkbox"/> Yes <input type="checkbox"/> No</td> <td></td> <td></td> <td></td> <td></td> <td></td> <td></td> <td></td> </tr> <tr> <td>Phone: 919-872-2660(Tel) 919-876-3958(Fax)</td> <td>PO #: 23050630BJ</td> <td></td> <td></td> <td></td> <td></td> <td></td> <td></td> <td></td> </tr> <tr> <td>Email: jpaul@smeinc.com</td> <td>WO #:</td> <td></td> <td></td> <td></td> <td></td> <td></td> <td></td> <td></td> </tr> </table>						Field Filtered Sample (Yes or No)	Perform MS/MSD (Yes or No)	8270E_QQQ - SVOC TCL OLM4.2	8270E_SIM_ID_D6 - 1,4 Dioxane	360.1 - Ammonia as N; 363.2 - NOx, Nitrate, Calc	8280D - VOC NC 02L List	6020B - PRLF Metals; 7470A - Hg	363.2_Nitrite - Nitrite (48 Hour HT)	SM4600_S04_E - Sulfate	City: Raleigh	TAT Requested (days): STANDARD TATS								State, Zip: NC, 27616	Compliance Project: <input type="checkbox"/> Yes <input type="checkbox"/> No								Phone: 919-872-2660(Tel) 919-876-3958(Fax)	PO #: 23050630BJ								Email: jpaul@smeinc.com	WO #:								Preservation Codes: N - None S - H2SO4 A - HCL D - HNO3	
Field Filtered Sample (Yes or No)	Perform MS/MSD (Yes or No)	8270E_QQQ - SVOC TCL OLM4.2	8270E_SIM_ID_D6 - 1,4 Dioxane							360.1 - Ammonia as N; 363.2 - NOx, Nitrate, Calc	8280D - VOC NC 02L List	6020B - PRLF Metals; 7470A - Hg	363.2_Nitrite - Nitrite (48 Hour HT)	SM4600_S04_E - Sulfate																																										
City: Raleigh	TAT Requested (days): STANDARD TATS																																																							
State, Zip: NC, 27616	Compliance Project: <input type="checkbox"/> Yes <input type="checkbox"/> No																																																							
Phone: 919-872-2660(Tel) 919-876-3958(Fax)	PO #: 23050630BJ																																																							
Email: jpaul@smeinc.com	WO #:																																																							
Project Name: Lyon Park		Project #: 68026680		 <p>752-39890 COC</p> <p>Other: NCP& E&S EDDs</p>						Special Instructions/Note:																																														
Site:		SSOW#:								Total Number of containers																																														
Sample Identification		Sample Date		Sample Time		Sample Type (C=Comp, G=grab)		Matrix (W=water, S=solid, O=ore/slag, BT=Tissue, A=Air, DW=Drinking Water)		Preservation Code:																																														
										N N S A D N N																																														
A-MW-1		12/13/25		1125		G W		W		X X X X X X																																														
A-MW-2				1210						X X Y Y X X																																														
A-MW-3				0925						X X X X X X																																														
A-MW-4				1010						X X X X X X																																														
A-MW-6				0945						X X X X X X																																														
A-MW-7				1535						X X X X X X																																														
A-MW-8				1455						X X X X X X																																														
A-MW-9				1430						X X X X X X																																														
MW-1				1555						X X X X X X																																														
MW-4				1340						X X X X X X																																														
MW-5		↓		1355		↓		↓		X X X X X X																																														
Possible Hazard Identification						Sample Disposal (A fee may be assessed if samples are retained longer than 1 month)																																																		
<input type="checkbox"/> Non-Hazard <input type="checkbox"/> Flammable <input type="checkbox"/> Skin Irritant <input type="checkbox"/> Poison B <input type="checkbox"/> Unknown <input type="checkbox"/> Radiological						<input type="checkbox"/> Return To Client <input type="checkbox"/> Disposal By Lab <input type="checkbox"/> Archive For _____ Months																																																		
Deliverable Requested: I, II, III, IV, Other (specify)						Special Instructions/QC Requirements:																																																		
Empty Kit Relinquished by:				Date:		Time:		Method of Shipment:																																																
Relinquished by: <i>JP</i>		Date/Time: 12/13/25 1745		Company: S&ME		Received by: <i>JP</i>		Date/Time: 12/20/25 800		Company:																																														
Relinquished by:		Date/Time:		Company:		Received by:		Date/Time:		Company:																																														
Relinquished by:		Date/Time:		Company:		Received by:		Date/Time:		Company:																																														
Custody Seals Intact: <input type="checkbox"/> Yes <input type="checkbox"/> No		Custody Seal No.:		Cooler Temperature(s) °C and Other Remarks:																																																				

Eurofins Savannah

5102 LaRoche Avenue
Savannah, GA 31404
Phone (912) 354-7858 Phone (912) 352-0165

Chain of Custody Record

Client Information		Sampler: <u>Chase Porter</u>		Lab PM: Bechtold, Chad		Carrier Tracking No(s):		COC No: 680-170211-59871.1												
Client Contact: Jerry Paul		Phone: (586) 337-7900		E-Mail: Chad.Bechtold@et.eurofins.com		State of Origin:		Page: 2 of 2												
Company: S&ME Inc		PWSID:		Analysis Requested					Job #:											
Address: 3201 Spring Forest Road		Due Date Requested:		<table border="1" style="width:100%; border-collapse: collapse;"> <tr> <td style="writing-mode: vertical-rl; transform: rotate(180deg);">Field Filtered Sample (Yes or No)</td> <td style="writing-mode: vertical-rl; transform: rotate(180deg);">Perform MS/MSD (Yes or No)</td> <td style="writing-mode: vertical-rl; transform: rotate(180deg);">8270E_QQQ - SVOC TCL OLM4.2</td> <td style="writing-mode: vertical-rl; transform: rotate(180deg);">8270E_SIM_ID_D6 - 1,4 Dioxane</td> <td style="writing-mode: vertical-rl; transform: rotate(180deg);">360.1 - Ammonia as N; 363.2 - NOx; Nitrate_Calc</td> <td style="writing-mode: vertical-rl; transform: rotate(180deg);">8260D - VOC NC 02L List</td> <td style="writing-mode: vertical-rl; transform: rotate(180deg);">6020B - PRLF Metals; 7470A - Hg</td> <td style="writing-mode: vertical-rl; transform: rotate(180deg);">365.2 - Nitrite - Nitrate (49 Four HT)</td> <td style="writing-mode: vertical-rl; transform: rotate(180deg);">SM4600_SO4_E - Sulfate</td> <td style="writing-mode: vertical-rl; transform: rotate(180deg);">Total Number of Containers</td> </tr> </table>					Field Filtered Sample (Yes or No)	Perform MS/MSD (Yes or No)	8270E_QQQ - SVOC TCL OLM4.2	8270E_SIM_ID_D6 - 1,4 Dioxane	360.1 - Ammonia as N; 363.2 - NOx; Nitrate_Calc	8260D - VOC NC 02L List	6020B - PRLF Metals; 7470A - Hg	365.2 - Nitrite - Nitrate (49 Four HT)	SM4600_SO4_E - Sulfate	Total Number of Containers	Preservation Codes: N - None S - H2SO4 A - HCL D - HNO3	
Field Filtered Sample (Yes or No)	Perform MS/MSD (Yes or No)	8270E_QQQ - SVOC TCL OLM4.2	8270E_SIM_ID_D6 - 1,4 Dioxane						360.1 - Ammonia as N; 363.2 - NOx; Nitrate_Calc	8260D - VOC NC 02L List	6020B - PRLF Metals; 7470A - Hg	365.2 - Nitrite - Nitrate (49 Four HT)	SM4600_SO4_E - Sulfate	Total Number of Containers						
City: Raleigh		TAT Requested (days): <u>STANDARD TAT</u>							Other:											
State, Zip: NC, 27616		Compliance Project: <input type="checkbox"/> Yes <input type="checkbox"/> No							NDEA EQUIS											
Phone: 919-872-2660(Tel) 919-876-3958(Fax)		PO #: 23050630BJ							EDB											
Email: jipaul@smeinc.com		WO #:		Special Instructions/Note:																
Project Name: Lyon Park		Project #: 68026680																		
Site:		SSOW#:																		
Sample Identification		Sample Date	Sample Time	Sample Type (C=comp, G=grab)	Matrix (W=water, S=solid, O=wast/well, ST=Tissue, A=Air, DW=Drinking Water)	Preservation Code:	Field Filtered Sample	Perform MS/MSD	8270E_QQQ	8270E_SIM_ID_D6	360.1	8260D	6020B	365.2	SM4600_SO4_E	Total Number of Containers	Special Instructions/Note			
MW-6		12/3/25	1115	G	W		X	X	X	X	X	X	X	X	X					
MW-7		↓	1240	↓	↓		X	X	X	X	X	X	X	X	X					
120325-DUP-1		↓	-	↓	↓		X	X	X	X	X	X	X	X	X					
Trip BLANKS (3)																				

Possible Hazard Identification
 Non-Hazard Flammable Skin Irritant Poison B Unknown Radiological

Sample Disposal (A fee may be assessed if samples are retained longer than 1 month)
 Return To Client Disposal By Lab Archive For _____ Months

Deliverable Requested: I, II, III, IV, Other (specify)

Special Instructions/QC Requirements:

Empty Kit Relinquished by: _____ Date: _____ Time: _____ Method of Shipment: _____

Relinquished by: <u>CP</u>	Date/Time: 12/3/25 1745	Company: S&ME	Received by: <u>[Signature]</u>	Date/Time: 12/04/25	Company: S&ME
Relinquished by:	Date/Time:	Company:	Received by:	Date/Time:	Company:
Relinquished by:	Date/Time:	Company:	Received by:	Date/Time:	Company:

Custody Seals Intact: Yes No Custody Seal No.: _____ Cooler Temperature(s) °C and Other Remarks:

Eurofins Raleigh

104 Woodwinds Industrial Court Suite A
 Cary, NC 27511
 Phone: 919-467-3090

Chain of Custody Record



Environment Testing



Client Information (Sub Contract Lab)		Lab PVI: Bechtold, Chad	Carrier Tracking No(s): N/A	COC No: 752-7423.1
Shipping/Receiving		E-Mail: Chad.Bechtold@et.eurofins.com	State of Origin: North Carolina	Page: Page 1 of 2
Company: Eurofins Environment Testing Southeast L		Accreditations Required (See note): State - North Carolina (VWV/SW)	Job #: 752-39890-1	
Address: 3355 McLemore Drive,		Preservation Codes:		
City: Pensacola	Analysis Requested			
State Zip: FL, 32514	Total Number/Containers			
Phone: 850-474-1001(Tel) 850-478-2671(Fax)	SM4500_SO4 ESulfate, Total			
Email: N/A	8270E_SIM_ID_D5f3510C_LV114Dioxane			
Project Name: Lyon Park	8270E_GQG/3511(MOD) SVOC TCL OLM4.2			
Site: N/A	826D0503CVOG NC 02L List			
Due Date Requested: 12/12/2025		826D0503CVOG NC 02L List		
TAT Requested (days): N/A		826D0503CVOG NC 02L List		
PO #: N/A		826D0503CVOG NC 02L List		
WO #: N/A		826D0503CVOG NC 02L List		
Project #: 68026680		826D0503CVOG NC 02L List		
SSOW#: N/A		826D0503CVOG NC 02L List		
Sample Date		826D0503CVOG NC 02L List		
Sample Time		826D0503CVOG NC 02L List		
Sample Type (C-Comp, G-grab)		826D0503CVOG NC 02L List		
Matrix (Water, Swallow, On-wastewater, BT-Tissue, AVAL)		826D0503CVOG NC 02L List		
Sample Identification - Client ID (Lab ID)		826D0503CVOG NC 02L List		
A-MW-1 (752-39890-1)	12/3/25	11 25 Eastern	G	Water
A-MW-2 (752-39890-2)	12/3/25	12 10 Eastern	G	Water
A-MW-3 (752-39890-3)	12/3/25	09 25 Eastern	G	Water
A-MW-4 (752-39890-4)	12/3/25	10 10 Eastern	G	Water
A-MW-6 (752-39890-5)	12/3/25	09 45 Eastern	G	Water
A-MW-7 (752-39890-6)	12/3/25	15 35 Eastern	G	Water
A-MW-8 (752-39890-7)	12/3/25	14 55 Eastern	G	Water
A-MW-9 (752-39890-8)	12/3/25	14 30 Eastern	G	Water
MW-1 (752-39890-9)	12/3/25	15 55 Eastern	G	Water

Note: Since laboratory accreditations are subject to change, Eurofins Environment Testing Southeast LLC places the ownership of method, analysis & accreditation compliance upon our subcontract laboratories. This sample shipment is forwarded under chain-of-custody. If the laboratory does not currently maintain accreditation in the State of Origin listed above for analysis/test/matrix being analyzed, the samples must be shipped back to the Eurofins Environment Testing Southeast, LLC laboratory or other instructions will be provided. Any changes to accreditation status should be brought to Eurofins Environment Testing Southeast, LLC attention immediately. If all requested accreditations are current to date, return the signed Chain of Custody attesting to said compliance to Eurofins Environment Testing Southeast, LLC.

Possible Hazard Identification
 Unconfirmed
 Deliverable Requested I, II, III, IV, Other (specify) _____ Primary Deliverable Rank: 2
 Empty Kit Relinquished by _____ Date: _____ Method of Shipment: _____
 Relinquished by *BR* Date: *12/14/25 15:00* Company: _____
 Relinquished by _____ Date/Time: _____ Company: _____
 Relinquished by _____ Date/Time: _____ Company: _____
 Custody Seals Intact: _____ Cooler Temperature(s) °C and Other Remarks: *13°C, 19°C DRD 1.02 IPV*
 Δ Yes Δ No

Sample Disposal (A fee may be assessed if samples are retained longer than 1 month)
 Return To Client Disposal By Lab Archive For _____ Months
 Special Instructions/QC Requirements: _____



Client Information (Sub Contract Lab)		Lab PM: Bechtold, Chad	Carrier Tracking No(s): N/A	COC No: 752-7423-2																																											
Client Contact: Shipping/Receiving		E-Mail: Chad.Bechtold@et.eurofins.com	State of Origin: North Carolina	Page: Page 2 of 2																																											
Company: Eurofins Environment Testing Southeast L		Accreditations Required (See note): State - North Carolina (VWV/SW)	Job #: 752-39890-1	Preservation Codes:																																											
Address: 3355 McLemore Drive, Pensacola, FL 32514		<p style="text-align: center;">Analysis Requested</p> <table border="1"> <tr> <th>Field/MSD/PS or NOI</th> <th>8260D/5030C/OC NC 02L List</th> <th>8270E_gqc/351(MOD) SVOC TCL OLM4.2</th> <th>8270E_SIM_ID_D5/3510C_LV1/4 Dioxane</th> <th>SM4500_S04_ESulfate_Tot</th> <th>Total Number of Containers</th> <th rowspan="7">Special Instructions/Note:</th> </tr> <tr> <td>MW-4 (752-39890-10)</td> <td>12/3/25 Eastern 13:40</td> <td>X</td> <td>X</td> <td>X</td> <td>10</td> </tr> <tr> <td>MW-5 (752-39890-11)</td> <td>12/3/25 Eastern 13:55</td> <td>X</td> <td>X</td> <td>X</td> <td>10</td> </tr> <tr> <td>MW-6 (752-39890-12)</td> <td>12/3/25 Eastern 11:15</td> <td>X</td> <td>X</td> <td>X</td> <td>10</td> </tr> <tr> <td>MW-7 (752-39890-13)</td> <td>12/3/25 Eastern 12:40</td> <td>X</td> <td>X</td> <td>X</td> <td>10</td> </tr> <tr> <td>120325-Dup-1 (752-39890-14)</td> <td>12/3/25 Eastern 09:25</td> <td>X</td> <td>X</td> <td>X</td> <td>10</td> </tr> <tr> <td>Trip Blank (752-39890-15)</td> <td>12/3/25 Eastern</td> <td>X</td> <td></td> <td></td> <td>5</td> </tr> </table>			Field/MSD/PS or NOI	8260D/5030C/OC NC 02L List	8270E_gqc/351(MOD) SVOC TCL OLM4.2	8270E_SIM_ID_D5/3510C_LV1/4 Dioxane	SM4500_S04_ESulfate_Tot	Total Number of Containers	Special Instructions/Note:	MW-4 (752-39890-10)	12/3/25 Eastern 13:40	X	X	X	10	MW-5 (752-39890-11)	12/3/25 Eastern 13:55	X	X	X	10	MW-6 (752-39890-12)	12/3/25 Eastern 11:15	X	X	X	10	MW-7 (752-39890-13)	12/3/25 Eastern 12:40	X	X	X	10	120325-Dup-1 (752-39890-14)	12/3/25 Eastern 09:25	X	X	X	10	Trip Blank (752-39890-15)	12/3/25 Eastern	X			5
Field/MSD/PS or NOI	8260D/5030C/OC NC 02L List				8270E_gqc/351(MOD) SVOC TCL OLM4.2	8270E_SIM_ID_D5/3510C_LV1/4 Dioxane	SM4500_S04_ESulfate_Tot	Total Number of Containers	Special Instructions/Note:																																						
MW-4 (752-39890-10)	12/3/25 Eastern 13:40				X	X	X	10																																							
MW-5 (752-39890-11)	12/3/25 Eastern 13:55				X	X	X	10																																							
MW-6 (752-39890-12)	12/3/25 Eastern 11:15				X	X	X	10																																							
MW-7 (752-39890-13)	12/3/25 Eastern 12:40	X	X	X	10																																										
120325-Dup-1 (752-39890-14)	12/3/25 Eastern 09:25	X	X	X	10																																										
Trip Blank (752-39890-15)	12/3/25 Eastern	X			5																																										
Due Date Requested: 12/12/2025	TAT Requested (days): N/A																																														
PO #: N/A	WO #: N/A																																														
Project #: 68026680	SSOW#: N/A																																														
Site: N/A	Matrix (W=water, S=solid, O=wastewater, BT=Tissue, A=Air)																																														
Sample Identification - Client ID (Lab ID)	Sample Date	Sample Time	Sample Type (C=Comp, G=grab)	Matrix	Preservation Code																																										
MW-4 (752-39890-10)	12/3/25	13:40 Eastern	G	Water																																											
MW-5 (752-39890-11)	12/3/25	13:55 Eastern	G	Water																																											
MW-6 (752-39890-12)	12/3/25	11:15 Eastern	G	Water																																											
MW-7 (752-39890-13)	12/3/25	12:40 Eastern	G	Water																																											
120325-Dup-1 (752-39890-14)	12/3/25	09:25 Eastern	G	Water																																											
Trip Blank (752-39890-15)	12/3/25	Eastern	G	Water																																											

Note: Since laboratory accreditations are subject to change Eurofins Environment Testing Southeast, LLC places the ownership of method, analyte & accreditation compliance upon our subcontract laboratories. This sample shipment is forwarded under chain-of-custody if the laboratory does not currently maintain accreditation in the State of Origin listed above for analysis/test/matrix being analyzed, the samples must be shipped back to the Eurofins Environment Testing Southeast, LLC laboratory or other instructions will be provided. Any changes to accreditation status should be brought to Eurofins Environment Testing Southeast, LLC attention immediately. If all requested accreditations are current to date return the signed Chain of Custody attesting to said compliance to Eurofins Environment Testing Southeast, LLC.

Possible Hazard Identification

Unconfirmed Return To Client Disposal By Lab Archive For _____ Months

Deliverable Requested: I, II, III, IV, Other (specify) **Primary Deliverable Rank: 2**

Special Instructions/QC Requirements:

Empty Kit Relinquished by _____ Date: _____ Time: _____ Method of Shipment: _____

Relinquished by **BR** Date/Time: **12/14/25 1500** Company: _____

Relinquished by _____ Date/Time: _____ Company: _____

Relinquished by _____ Date/Time: _____ Company: _____

Custody Seals Intact: Yes No Δ No Δ No

Custody Seal No.: _____

Cooler Temperature(s) °C and Other Remarks: **1.37 IRV 1.97 IRV 1.0°C IRV**



Chain of Custody Record

Client Information (Sub Contract Lab)		Lab PM: Kuruganty, Nikita	Carrier Tracking No(s): N/A	COC No: 752-7430-2
Client Contact: Shipping/Receiving		Phone: N/A	State of Origin: North Carolina	Page: Page 2 of 2
Company: Eurofins Environment Testing Southeast L		E-Mail: Nikita Kuruganty@et.eurofins.com	Accreditations Required (See note) NELAP - Florida, State - North Carolina (DW), State - N	Job #: 752-39934-1
Address: 3355 McLemore Drive,		Due Date Requested: 12/17/2025	Preservation Codes:	
City: Pensacola	State: FL, 32514	TAT Requested (days): N/A	Analysis Requested	
Phone: 850-474-1001(Tel) 850-478-2671(Fax)	PO #: N/A	Matrix (V=water, S=soil, O=water, BT=TISSUE, A=AD)	Total Number of Containers	
Email: N/A	WO #: N/A	Sample Type (C=Comp, G=grab)	Other: N/A	
Project Name: Rivenview 76	Project #: 68030230	Sample Time	Special Instructions/Note:	
Site: N/A	SSOW#: N/A	Sample Date		
Sample Identification - Client ID (Lab ID)		PREPARATION CODE		
MW-24 (752-39934-10)	12/4/25	11:37 Eastern	G	Water
RW-1 (752-39934-11)	12/4/25	12:15 Eastern	G	Water
RW-2 (752-39934-12)	12/4/25	12:08 Eastern	G	Water
RW-4 (752-39934-13)	12/4/25	12:04 Eastern	G	Water
RW-6 (752-39934-14)	12/4/25	11:58 Eastern	G	Water
<p>Note: Since laboratory accreditations are subject to change Eurofins Environment Testing Southeast, LLC places the ownership of method, analyte & accreditation compliance upon our subcontract laboratories. This sample shipment is forwarded under chain-of-custody. If the laboratory does not currently maintain accreditation in the State of Origin listed above for analyzers/matrix being analyzed, the samples must be shipped back to the Eurofins Environment Testing Southeast, LLC laboratory or other instructions will be provided. Any changes to accreditation status should be brought to Eurofins Environment Testing Southeast, LLC attention immediately. If all requested accreditations are current to date, return the signed Chain of Custody attesting to said compliance to Eurofins Environment Testing Southeast, LLC.</p>				
Possible Hazard Identification				
Unconfirmed				
Deliverable Requested: I, II, III, IV, Other (specify) _____				
Empty Kit Relinquished by: _____ Date: _____				
Relinquished by: _____ Date/Time: _____ Company: _____				
Relinquished by: _____ Date/Time: _____ Company: _____				
Relinquished by: _____ Date/Time: _____ Company: _____				
Custody Seals Intact: _____ Custody Seal No: _____				
Cooler Temperature(s) °C and Other Remarks: _____				
<p>Sample Disposal (A fee may be assessed if samples are retained longer than 1 month)</p> <input type="checkbox"/> Return To Client <input type="checkbox"/> Disposal By Lab <input type="checkbox"/> Archive For _____ Months				
Special Instructions/QC Requirements: _____				
Method of Shipment: _____				
Received by: _____ Date/Time: _____ Company: _____				
Received by: _____ Date/Time: _____ Company: _____				
Received by: _____ Date/Time: _____ Company: _____				
Cooler Temperature(s) °C and Other Remarks: _____				



1
2
3
4
5
6
7
8
9
10
11
12
13
14
15
16

Eurofins Raleigh

104 Woodwinds Industrial Court Suite A
 Cary, NC 27511
 Phone: 919-467-3090

Chain of Custody Record



Client Information (Sub Contract Lab)				Sampler: N/A	Lab PM: Bechtold, Chad	Carrier Tracking No(s): N/A	COC No: 752-7420.1																																																																		
Client Contact: Shipping/Receiving				Phone: N/A	E-Mail: Chad.Bechtold@et.eurofinsus.com	State of Origin: North Carolina	Page: Page 1 of 2																																																																		
Company: Eurofins Environment Testing Southeast L					Accreditations Required (See note): State - North Carolina (WW/SW)		Job #: 752-39890-1																																																																		
Address: 3080 Presidential Dr,		Due Date Requested: 12/12/2025		<table border="1"> <thead> <tr> <th colspan="10">Analysis Requested</th> <th rowspan="5">Total Number of containers</th> <th rowspan="5">Preservation Codes: -</th> </tr> <tr> <th>Field Filtered Sample (Yes or No)</th> <th>Perform MS/MSD (Yes or No)</th> <th colspan="8"></th> </tr> </thead> <tbody> <tr> <td></td> <td></td> <td colspan="8">6020B3005APRLF 16 Metals, including prep</td> <td></td> </tr> <tr> <td></td> <td></td> <td colspan="8">7470A1740A_PrepMercury</td> <td></td> </tr> <tr> <td></td> <td></td> <td colspan="8"></td> <td></td> </tr> <tr> <td></td> <td></td> <td colspan="8"></td> <td></td> </tr> </tbody> </table>			Analysis Requested										Total Number of containers	Preservation Codes: -	Field Filtered Sample (Yes or No)	Perform MS/MSD (Yes or No)											6020B3005APRLF 16 Metals, including prep											7470A1740A_PrepMercury																															Other: N/A
Analysis Requested										Total Number of containers	Preservation Codes: -																																																														
Field Filtered Sample (Yes or No)	Perform MS/MSD (Yes or No)																																																																								
		6020B3005APRLF 16 Metals, including prep																																																																							
		7470A1740A_PrepMercury																																																																							
City: Atlanta		TAT Requested (days): N/A		Project Name: Lyon Park		Project #: 68026680																																																																			
State, Zip: GA, 30340		PO #: N/A		WO #: N/A		SSOW#: N/A																																																																			
Phone: 770-457-8177(Tel)		Email: N/A		Site: N/A																																																																					
Project Name: Lyon Park		Site: N/A																																																																							
Site: N/A																																																																									
Sample Identification - Client ID (Lab ID)		Sample Date	Sample Time	Sample Type (C=Comp, G=grab)	Matrix (W=water, S=solid, O=waste/oil, BT=Tissue, A=Air)	Special Instructions/Note:																																																																			
				Preservation Code:																																																																					
A-MW-1 (752-39890-1)		12/3/25	11:25 Eastern	G	Water	X	X																																																																		
A-MW-2 (752-39890-2)		12/3/25	12:10 Eastern	G	Water	X	X																																																																		
A-MW-3 (752-39890-3)		12/3/25	09:25 Eastern	G	Water	X	X																																																																		
A-MW-4 (752-39890-4)		12/3/25	10:10 Eastern	G	Water	X	X																																																																		
A-MW-6 (752-39890-5)		12/3/25	09:45 Eastern	G	Water	X	X																																																																		
A-MW-7 (752-39890-6)		12/3/25	15:35 Eastern	G	Water	X	X																																																																		
A-MW-8 (752-39890-7)		12/3/25	14:55 Eastern	G	Water	X	X																																																																		
A-MW-9 (752-39890-8)		12/3/25	14:30 Eastern	G	Water	X	X																																																																		
MW-1 (752-39890-9)		12/3/25	15:55 Eastern	G	Water	X	X																																																																		

Note: Since laboratory accreditations are subject to change, Eurofins Environment Testing Southeast, LLC places the ownership of method, analyte & accreditation compliance upon our subcontract laboratories. This sample shipment is forwarded under chain-of-custody. If the laboratory does not currently maintain accreditation in the State of Origin listed above for analysis/tests/matrix being analyzed, the samples must be shipped back to the Eurofins Environment Testing Southeast, LLC laboratory or other instructions will be provided. Any changes to accreditation status should be brought to Eurofins Environment Testing Southeast, LLC attention immediately. If all requested accreditations are current to date, return the signed Chain of Custody attesting to said compliance to Eurofins Environment Testing Southeast, LLC.

Possible Hazard Identification				Sample Disposal (A fee may be assessed if samples are retained longer than 1 month)			
Unconfirmed				<input type="checkbox"/> Return To Client <input type="checkbox"/> Disposal By Lab <input type="checkbox"/> Archive For _____ Months			
Deliverable Requested: I, II, III, IV, Other (specify)		Primary Deliverable Rank: 2		Special Instructions/QC Requirements:			
Empty Kit Relinquished by:		Date:		Time:		Method of Shipment:	
Relinquished by: PR		Date/Time: 12/4/25 1446		Company:		Received by: TCG	
Relinquished by:		Date/Time:		Company:		Received by:	
Relinquished by:		Date/Time:		Company:		Received by:	
Custody Seals Intact: Δ Yes Δ No		Custody Seal No.:		Cooler Temperature(s) °C and Other Remarks: 19 #2669			

1
2
3
4
5
6
7
8
9
10
11
12
13
14
15
16

Eurofins Raleigh

104 Woodwinds Industrial Court Suite A
 Cary, NC 27511
 Phone: 919-467-3090

Chain of Custody Record



Environment Testing

Client Information (Sub Contract Lab)		Sampler: N/A	Lab PM: Bechtold, Chad	Carrier Tracking No(s): N/A	COC No: 752-7420.2						
Client Contact: Shipping/Receiving		Phone: N/A	E-Mail: Chad.Bechtold@et.eurofinsus.com	State of Origin: North Carolina	Page: Page 2 of 2						
Company: Eurofins Environment Testing Southeast L			Accreditations Required (See note): State - North Carolina (VW/SW)		Job #: 752-39890-1						
Address: 3080 Presidential Dr,		Due Date Requested: 12/12/2025	Analysis Requested								
City: Atlanta		TAT Requested (days): N/A									
State, Zip: GA, 30340											
Phone: 770-457-8177(Tel)		PO #: N/A									
Email: N/A		WO #: N/A									
Project Name: Lyon Park		Project #: 68026680									
Site: N/A		SSOW#: N/A	Other: N/A								
Sample Identification - Client ID (Lab ID)		Sample Date	Sample Time	Sample Type (C=Comp, G=grab)	Matrix (W=water, S=solid, O=waste/soil, BT=Tissue, A=Air)	Field Filtered Sample (Yes or No)	Perform MS/MSD (Yes or No)	6020B/3005APRLF 16 Metals, including prep	7470A/7470A_PrepMercury	Total Number of containers	Special Instructions/Note:
				Preservation Code:		X	X				
MW-4 (752-39890-10)		12/3/25	13:40 Eastern	G	Water		X	X		1	
MW-5 (752-39890-11)		12/3/25	13:55 Eastern	G	Water		X	X		1	
MW-6 (752-39890-12)		12/3/25	11:15 Eastern	G	Water		X	X		1	
MW-7 (752-39890-13)		12/3/25	12:40 Eastern	G	Water		X	X		1	
120325-Dup-1 (752-39890-14)		12/3/25	Eastern	G	Water		X	X		1	
<p>Note: Since laboratory accreditations are subject to change, Eurofins Environment Testing Southeast, LLC places the ownership of method, analyte & accreditation compliance upon our subcontract laboratories. This sample shipment is forwarded under chain-of-custody. If the laboratory does not currently maintain accreditation in the State of Origin listed above for analysis/tests/matrix being analyzed, the samples must be shipped back to the Eurofins Environment Testing Southeast, LLC laboratory or other instructions will be provided. Any changes to accreditation status should be brought to Eurofins Environment Testing Southeast, LLC attention immediately. If all requested accreditations are current to date, return the signed Chain of Custody attesting to said compliance to Eurofins Environment Testing Southeast, LLC.</p>											
Possible Hazard Identification						Sample Disposal (A fee may be assessed if samples are retained longer than 1 month)					
Unconfirmed						<input type="checkbox"/> Return To Client <input type="checkbox"/> Disposal By Lab <input type="checkbox"/> Archive For _____ Months					
Deliverable Requested: I, II, III, IV, Other (specify)			Primary Deliverable Rank: 2			Special Instructions/QC Requirements:					
Empty Kit Relinquished by:			Date:			Time:			Method of Shipment:		
Relinquished by: <i>BR</i>			Date/Time: <i>12/14/25 1441</i>			Company:			Received by: <i>TGA</i>		
Relinquished by:			Date/Time:			Company:			Received by: <i>rbostes 950</i>		
Relinquished by:			Date/Time:			Company:			Received by:		
Custody Seals Intact: Δ Yes Δ No		Custody Seal No.:				Cooler Temperature(s) °C and Other Remarks: <i>.9 #2668</i>					



Login Sample Receipt Checklist

Client: S&ME Inc

Job Number: 752-39890-1

Login Number: 39890
List Number: 1
Creator: Yonish, Rachel

List Source: Eurofins Raleigh

Question	Answer	Comment
Radioactivity wasn't checked or is </= background as measured by a survey meter.	N/A	
The cooler's custody seal, if present, is intact.	True	
Sample custody seals, if present, are intact.	True	
The cooler or samples do not appear to have been compromised or tampered with.	True	
Samples were received on ice.	True	
Cooler Temperature is acceptable.	True	
Cooler Temperature is recorded.	True	
COC is present.	True	
COC is filled out in ink and legible.	True	
COC is filled out with all pertinent information.	True	
Is the Field Sampler's name present on COC?	True	
There are no discrepancies between the containers received and the COC.	True	
Samples are received within Holding Time (excluding tests with immediate HTs)	True	
Sample containers have legible labels.	True	
Containers are not broken or leaking.	True	
Sample collection date/times are provided.	True	
Appropriate sample containers are used.	True	
Sample bottles are completely filled.	True	
Sample Preservation Verified.	True	
There is sufficient vol. for all requested analyses, incl. any requested MS/MSDs	True	
Containers requiring zero headspace have no headspace or bubble is <6mm (1/4").	True	
Multiphasic samples are not present.	True	
Samples do not require splitting or compositing.	True	
Residual Chlorine Checked.	N/A	



Login Sample Receipt Checklist

Client: S&ME Inc

Job Number: 752-39890-1

Login Number: 39890
List Number: 3
Creator: Taylor, Renee

List Source: Eurofins Atlanta
List Creation: 12/05/25 12:54 PM

Question	Answer	Comment
The cooler's custody seal, if present, is intact.	True	
The cooler does not appear to have been compromised or tampered with.	True	
Samples were received on ice.	True	
Cooler Temperature is acceptable.	True	
Cooler Temperature is recorded.	True	
COC present.	True	
COC is filled out in ink and legible.	True	
COC is filled out with all pertinent information.	True	
Sample custody seals, if present, are intact.	True	
Sample collection date/times are provided.	True	
The samples do not appear to have been compromised or tampered with.	True	
Containers are not broken or leaking.	True	
There are no discrepancies between the containers received and the COC.	True	
Sample containers have legible labels.	True	
Appropriate sample containers were rec'd and sufficient volume for all analyses.	True	
Samples are received within Holding Time (excluding tests with immediate HTs).	True	
Containers requiring zero headspace have no headspace or bubble is <6mm (1/4").	True	
Is there sufficient air space in bottle for bacteriological analysis.	True	



Login Sample Receipt Checklist

Client: S&ME Inc

Job Number: 752-39890-1

Login Number: 39890
List Number: 4
Creator: Bankston, Victoria K

List Source: Eurofins Pensacola
List Creation: 12/06/25 11:03 AM

Question	Answer	Comment
Radioactivity wasn't checked or is \leq background as measured by a survey meter.	N/A	
The cooler's custody seal, if present, is intact.	True	
Sample custody seals, if present, are intact.	N/A	
The cooler or samples do not appear to have been compromised or tampered with.	True	
Samples were received on ice.	True	
Cooler Temperature is acceptable.	True	
Cooler Temperature is recorded.	True	1.3°C IR10
COC is present.	True	
COC is filled out in ink and legible.	True	
COC is filled out with all pertinent information.	True	
Is the Field Sampler's name present on COC?	True	
There are no discrepancies between the containers received and the COC.	True	
Samples are received within Holding Time (excluding tests with immediate HTs)	True	
Sample containers have legible labels.	True	
Containers are not broken or leaking.	True	
Sample collection date/times are provided.	True	
Appropriate sample containers are used.	True	
Sample bottles are completely filled.	True	
Sample Preservation Verified.	N/A	
There is sufficient vol. for all requested analyses, incl. any requested MS/MSDs	True	
Containers requiring zero headspace have no headspace or bubble is <math><6\text{mm}</math> (1/4").	N/A	
Multiphasic samples are not present.	True	
Samples do not require splitting or compositing.	True	
Residual Chlorine Checked.	N/A	

Login Sample Receipt Checklist

Client: S&ME Inc

Job Number: 752-39890-1

Login Number: 39890
List Number: 2
Creator: Lincoln, Alyssa

List Source: Eurofins Savannah
List Creation: 12/05/25 11:19 AM

Question	Answer	Comment
Radioactivity wasn't checked or is \leq background as measured by a survey meter.	N/A	
The cooler's custody seal, if present, is intact.	True	
Sample custody seals, if present, are intact.	True	
The cooler or samples do not appear to have been compromised or tampered with.	True	
Samples were received on ice.	True	
Cooler Temperature is acceptable.	True	
Cooler Temperature is recorded.	True	
COC is present.	True	
COC is filled out in ink and legible.	True	
COC is filled out with all pertinent information.	True	
Is the Field Sampler's name present on COC?	True	
There are no discrepancies between the containers received and the COC.	True	
Samples are received within Holding Time (excluding tests with immediate HTs)	True	
Sample containers have legible labels.	True	
Containers are not broken or leaking.	True	
Sample collection date/times are provided.	True	
Appropriate sample containers are used.	True	
Sample bottles are completely filled.	True	
Sample Preservation Verified.	N/A	
There is sufficient vol. for all requested analyses, incl. any requested MS/MSDs	True	
Containers requiring zero headspace have no headspace or bubble is <math><6\text{mm}</math> (1/4").	N/A	
Multiphasic samples are not present.	True	
Samples do not require splitting or compositing.	True	
Residual Chlorine Checked.	N/A	



1
2
3
4
5
6
7
8
9
10
11
12
13
14
15
16

ANALYTICAL REPORT

PREPARED FOR

Attn: Jerry Paul
S&ME Inc
3201 Spring Forest Road
Raleigh, North Carolina 27616
Generated 12/15/2025 8:56:29 PM

JOB DESCRIPTION

Lyon Park

JOB NUMBER

752-39946-1

Eurofins Raleigh

Job Notes

This report may not be reproduced except in full, and with written approval from the laboratory. The results relate only to the samples tested. For questions please contact the Project Manager at the e-mail address or telephone number listed on this page.

The test results in this report relate only to the samples as received by the laboratory and will meet all requirements of the methodology, with any exceptions noted. This report shall not be reproduced except in full, without the express written approval of the laboratory. All questions should be directed to the Eurofins Environment Testing Southeast, LLC Project Manager.

Authorization



Generated
12/15/2025 8:56:29 PM

Authorized for release by
Chad Bechtold, Project Manager
Chad.Bechtold@et.eurofinsus.com
(813)690-3563



Table of Contents

Cover Page	1
Table of Contents	3
Definitions/Glossary	4
Case Narrative	5
Detection Summary	6
Client Sample Results	7
Surrogate Summary	19
Isotope Dilution Summary	20
QC Sample Results	21
QC Association Summary	33
Lab Chronicle	36
Certification Summary	38
Method Summary	39
Sample Summary	40
Chain of Custody	41
Receipt Checklists	44

Definitions/Glossary

Client: S&ME Inc
Project/Site: Lyon Park

Job ID: 752-39946-1

Qualifiers

GC/MS VOA

Qualifier	Qualifier Description
*+	LCS and/or LCSD is outside acceptance limits, high biased.

GC/MS Semi VOA

Qualifier	Qualifier Description
J	Result is less than the RL but greater than or equal to the MDL and the concentration is an approximate value.

Metals

Qualifier	Qualifier Description
J	Result is less than the RL but greater than or equal to the MDL and the concentration is an approximate value.

Glossary

Abbreviation	These commonly used abbreviations may or may not be present in this report.
☼	Listed under the "D" column to designate that the result is reported on a dry weight basis
%R	Percent Recovery
CFL	Contains Free Liquid
CFU	Colony Forming Unit
CNF	Contains No Free Liquid
DER	Duplicate Error Ratio (normalized absolute difference)
Dil Fac	Dilution Factor
DL	Detection Limit (DoD/DOE)
DL, RA, RE, IN	Indicates a Dilution, Re-analysis, Re-extraction, or additional Initial metals/anion analysis of the sample
DLC	Decision Level Concentration (Radiochemistry)
EDL	Estimated Detection Limit (Dioxin)
LOD	Limit of Detection (DoD/DOE)
LOQ	Limit of Quantitation (DoD/DOE)
MCL	EPA recommended "Maximum Contaminant Level"
MDA	Minimum Detectable Activity (Radiochemistry)
MDC	Minimum Detectable Concentration (Radiochemistry)
MDL	Method Detection Limit
ML	Minimum Level (Dioxin)
MPN	Most Probable Number
MQL	Method Quantitation Limit
NC	Not Calculated
ND	Not Detected at the reporting limit (or MDL or EDL if shown)
NEG	Negative / Absent
POS	Positive / Present
PQL	Practical Quantitation Limit
PRES	Presumptive
QC	Quality Control
RER	Relative Error Ratio (Radiochemistry)
RL	Reporting Limit or Requested Limit (Radiochemistry)
RPD	Relative Percent Difference, a measure of the relative difference between two points
TEF	Toxicity Equivalent Factor (Dioxin)
TEQ	Toxicity Equivalent Quotient (Dioxin)
TNTC	Too Numerous To Count

Case Narrative

Client: S&ME Inc
Project: Lyon Park

Job ID: 752-39946-1

Job ID: 752-39946-1

Eurofins Raleigh

Job Narrative 752-39946-1

The analytical test results presented in this report meet all requirements of the associated regulatory program listed on the Accreditation/Certification Summary Page, unless otherwise noted. Data qualifiers and/or narrative comments are included to explain any exceptions, if applicable. Regulated compliance samples (e.g. SDWA, NPDES) must comply with associated agency requirements/permits.

- Matrix-specific batch QC (e.g., MS, MSD, SD) may not be reported when insufficient sample volume is available or when site-specific QC samples are not submitted. In such cases, a Laboratory Control Sample Duplicate (LCSD) may be analyzed to provide precision data for the batch.
- For samples analyzed using surrogate and/or isotope dilution analytes, any recoveries falling outside of established acceptance criteria are re-prepared and/or re-analyzed to confirm results, unless the deviation is due to sample dilution or otherwise explained in the case narrative.

Receipt

The samples were received on 12/5/2025 8:00 AM. Unless otherwise noted below, the samples arrived in good condition, and, where required, properly preserved and on ice. The temperatures of the 3 coolers at receipt time were 0.7°C, 1.2°C and 1.4°C.

GC/MS VOA

Method 8260D: The laboratory control sample (LCS) for analytical batch 400-733581 recovered outside control limits for the following analytes: Acetone and Bromomethane. These analytes were biased high in the LCS and were not detected in the associated samples; therefore, the data have been reported.

No additional analytical or quality issues were noted, other than those described above or in the Definitions/ Glossary page.

GC/MS Semi VOA

No additional analytical or quality issues were noted, other than those described above or in the Definitions/ Glossary page.

Metals

Method 6020B - Total Recoverable: The method blank for preparation batch 705-99859 and analytical batch 705-100197 contained Thallium above the method detection limit (MDL). This target analyte concentration was less than the reporting limit (RL) in the method blank; therefore, re-extraction and/or re-analysis of samples was not performed.

No additional analytical or quality issues were noted, other than those described above or in the Definitions/ Glossary page.

General Chemistry

No additional analytical or quality issues were noted, other than those described above or in the Definitions/ Glossary page.

Eurofins Raleigh

Detection Summary

Client: S&ME Inc
Project/Site: Lyon Park

Job ID: 752-39946-1

Client Sample ID: MW-2

Lab Sample ID: 752-39946-1

Analyte	Result	Qualifier	RL	MDL	Unit	Dil Fac	D	Method	Prep Type
Arsenic	1.49	J	5.00	1.32	ug/L	1		6020B	Total Recoverable
Barium	238		10.0	0.410	ug/L	1		6020B	Total Recoverable
Cobalt	0.535	J	5.00	0.411	ug/L	1		6020B	Total Recoverable
Copper	3.03		2.00	0.642	ug/L	1		6020B	Total Recoverable
Manganese	150		5.00	1.29	ug/L	1		6020B	Total Recoverable
Nickel	0.792	J	5.00	0.422	ug/L	1		6020B	Total Recoverable
Vanadium	3.36	J	5.00	1.22	ug/L	1		6020B	Total Recoverable
Nitrate Nitrite as N	1.72		0.500	0.0500	mg/L	5		353.2-1993 R2.0	Total/NA
Nitrate as N	1.72		0.100	0.0100	mg/L	1		Nitrate by calc	Total/NA
Sulfate	29.4		5.00	1.40	mg/L	1		SM 4500 SO4 E	Total/NA

Client Sample ID: MW-3

Lab Sample ID: 752-39946-2

Analyte	Result	Qualifier	RL	MDL	Unit	Dil Fac	D	Method	Prep Type
Barium	182		10.0	0.410	ug/L	1		6020B	Total Recoverable
Copper	1.13	J	2.00	0.642	ug/L	1		6020B	Total Recoverable
Manganese	20.9		5.00	1.29	ug/L	1		6020B	Total Recoverable
Nickel	0.605	J	5.00	0.422	ug/L	1		6020B	Total Recoverable
Vanadium	5.16		5.00	1.22	ug/L	1		6020B	Total Recoverable
Nitrate Nitrite as N	4.86		0.500	0.0500	mg/L	5		353.2-1993 R2.0	Total/NA
Nitrate as N	4.86		0.100	0.0100	mg/L	1		Nitrate by calc	Total/NA
Sulfate	28.9		5.00	1.40	mg/L	1		SM 4500 SO4 E	Total/NA

Client Sample ID: 120425-Dup-1

Lab Sample ID: 752-39946-3

Analyte	Result	Qualifier	RL	MDL	Unit	Dil Fac	D	Method	Prep Type
Arsenic	1.48	J	5.00	1.32	ug/L	1		6020B	Total Recoverable
Barium	189		10.0	0.410	ug/L	1		6020B	Total Recoverable
Copper	2.82		2.00	0.642	ug/L	1		6020B	Total Recoverable
Manganese	66.6		5.00	1.29	ug/L	1		6020B	Total Recoverable
Nickel	0.686	J	5.00	0.422	ug/L	1		6020B	Total Recoverable
Vanadium	3.52	J	5.00	1.22	ug/L	1		6020B	Total Recoverable
Nitrate Nitrite as N	1.90		0.200	0.0200	mg/L	2		353.2-1993 R2.0	Total/NA
Nitrate as N	1.90		0.100	0.0100	mg/L	1		Nitrate by calc	Total/NA
Sulfate	30.9		5.00	1.40	mg/L	1		SM 4500 SO4 E	Total/NA

This Detection Summary does not include radiochemical test results.

Eurofins Raleigh

Client Sample Results

Client: S&ME Inc
Project/Site: Lyon Park

Job ID: 752-39946-1

Client Sample ID: MW-2

Lab Sample ID: 752-39946-1

Date Collected: 12/04/25 09:15

Matrix: Water

Date Received: 12/05/25 08:00

Method: SW846 8260D - Volatile Organic Compounds by GC/MS

Analyte	Result	Qualifier	RL	MDL	Unit	D	Prepared	Analyzed	Dil Fac
Acetone	ND	*+	25.0	10.0	ug/L			12/12/25 19:55	1
Benzene	ND		1.00	0.500	ug/L			12/12/25 19:55	1
Bromobenzene	ND		1.00	0.540	ug/L			12/12/25 19:55	1
Bromoform	ND		5.00	0.250	ug/L			12/12/25 19:55	1
Bromomethane	ND	*+	1.00	0.980	ug/L			12/12/25 19:55	1
2-Butanone (MEK)	ND		25.0	2.60	ug/L			12/12/25 19:55	1
Carbon disulfide	ND		1.00	0.500	ug/L			12/12/25 19:55	1
Carbon tetrachloride	ND		1.00	0.460	ug/L			12/12/25 19:55	1
Chlorobenzene	ND		1.00	0.420	ug/L			12/12/25 19:55	1
Chlorobromomethane	ND		1.00	0.520	ug/L			12/12/25 19:55	1
Chlorodibromomethane	ND		1.00	0.610	ug/L			12/12/25 19:55	1
Chloroethane	ND		1.00	0.760	ug/L			12/12/25 19:55	1
Chloroform	ND		1.00	0.900	ug/L			12/12/25 19:55	1
Chloromethane	ND		1.00	0.840	ug/L			12/12/25 19:55	1
2-Chlorotoluene	ND		1.00	0.570	ug/L			12/12/25 19:55	1
4-Chlorotoluene	ND		1.00	0.560	ug/L			12/12/25 19:55	1
cis-1,2-Dichloroethene	ND		1.00	0.760	ug/L			12/12/25 19:55	1
cis-1,3-Dichloropropene	ND		5.00	0.500	ug/L			12/12/25 19:55	1
1,2-Dibromo-3-Chloropropane	ND		5.00	1.50	ug/L			12/12/25 19:55	1
Dibromomethane	ND		5.00	0.220	ug/L			12/12/25 19:55	1
1,2-Dichlorobenzene	ND		1.00	0.500	ug/L			12/12/25 19:55	1
1,3-Dichlorobenzene	ND		1.00	0.540	ug/L			12/12/25 19:55	1
1,4-Dichlorobenzene	ND		1.00	0.640	ug/L			12/12/25 19:55	1
Dichlorobromomethane	ND		1.00	0.500	ug/L			12/12/25 19:55	1
1,1-Dichloroethane	ND		1.00	0.500	ug/L			12/12/25 19:55	1
1,2-Dichloroethane	ND		1.00	0.550	ug/L			12/12/25 19:55	1
1,1-Dichloroethene	ND		1.00	0.500	ug/L			12/12/25 19:55	1
1,2-Dichloropropane	ND		1.00	0.500	ug/L			12/12/25 19:55	1
1,3-Dichloropropane	ND		1.00	0.500	ug/L			12/12/25 19:55	1
2,2-Dichloropropane	ND		1.00	0.500	ug/L			12/12/25 19:55	1
1,1-Dichloropropene	ND		1.00	0.340	ug/L			12/12/25 19:55	1
Ethyl acetate	ND		10.0	6.14	ug/L			12/12/25 19:55	1
Ethylbenzene	ND		1.00	0.500	ug/L			12/12/25 19:55	1
Ethylene Dibromide	ND		1.00	0.230	ug/L			12/12/25 19:55	1
Hexachlorobutadiene	ND		5.00	0.900	ug/L			12/12/25 19:55	1
Hexane	ND		1.00	0.960	ug/L			12/12/25 19:55	1
2-Hexanone	ND		25.0	9.10	ug/L			12/12/25 19:55	1
Iodomethane	ND		1.00	0.900	ug/L			12/12/25 19:55	1
Isopropylbenzene	ND		1.00	0.530	ug/L			12/12/25 19:55	1
Isopropyl ether	ND		1.00	0.740	ug/L			12/12/25 19:55	1
4-Isopropyltoluene	ND		1.00	0.710	ug/L			12/12/25 19:55	1
Methylene Chloride	ND		5.00	4.00	ug/L			12/12/25 19:55	1
4-Methyl-2-pentanone (MIBK)	ND		25.0	1.80	ug/L			12/12/25 19:55	1
Methyl tert-butyl ether	ND		1.00	0.220	ug/L			12/12/25 19:55	1
m-Xylene & p-Xylene	ND		5.00	3.00	ug/L			12/12/25 19:55	1
Naphthalene	ND		5.00	3.00	ug/L			12/12/25 19:55	1
n-Butylbenzene	ND		1.00	0.760	ug/L			12/12/25 19:55	1
n-Heptane	ND		1.00	0.690	ug/L			12/12/25 19:55	1
N-Propylbenzene	ND		1.00	0.690	ug/L			12/12/25 19:55	1

Client Sample Results

Client: S&ME Inc
Project/Site: Lyon Park

Job ID: 752-39946-1

Client Sample ID: MW-2

Lab Sample ID: 752-39946-1

Date Collected: 12/04/25 09:15

Matrix: Water

Date Received: 12/05/25 08:00

Method: SW846 8260D - Volatile Organic Compounds by GC/MS (Continued)

Analyte	Result	Qualifier	RL	MDL	Unit	D	Prepared	Analyzed	Dil Fac
o-Xylene	ND		5.00	3.00	ug/L			12/12/25 19:55	1
sec-Butylbenzene	ND		1.00	0.700	ug/L			12/12/25 19:55	1
Styrene	ND		1.00	1.00	ug/L			12/12/25 19:55	1
tert-Butylbenzene	ND		1.00	0.630	ug/L			12/12/25 19:55	1
1,1,1,2-Tetrachloroethane	ND		1.00	0.380	ug/L			12/12/25 19:55	1
1,1,2,2-Tetrachloroethane	ND		1.00	0.500	ug/L			12/12/25 19:55	1
Tetrachloroethene	ND		1.00	0.330	ug/L			12/12/25 19:55	1
Toluene	ND		1.00	0.900	ug/L			12/12/25 19:55	1
trans-1,4-Dichloro-2-butene	ND		5.00	1.00	ug/L			12/12/25 19:55	1
trans-1,2-Dichloroethene	ND		1.00	0.500	ug/L			12/12/25 19:55	1
trans-1,3-Dichloropropene	ND		5.00	0.470	ug/L			12/12/25 19:55	1
1,2,3-Trichlorobenzene	ND		1.00	0.900	ug/L			12/12/25 19:55	1
1,2,4-Trichlorobenzene	ND		1.00	0.820	ug/L			12/12/25 19:55	1
1,1,1-Trichloroethane	ND		1.00	0.390	ug/L			12/12/25 19:55	1
1,1,2-Trichloroethane	ND		5.00	1.00	ug/L			12/12/25 19:55	1
Trichloroethene	ND		1.00	0.480	ug/L			12/12/25 19:55	1
Trichlorofluoromethane	ND		1.00	0.250	ug/L			12/12/25 19:55	1
1,2,3-Trichloropropane	ND		5.00	0.840	ug/L			12/12/25 19:55	1
1,1,2-Trichloro-1,2,2-trifluoroethane	ND		1.00	0.500	ug/L			12/12/25 19:55	1
1,2,4-Trimethylbenzene	ND		1.00	0.820	ug/L			12/12/25 19:55	1
1,3,5-Trimethylbenzene	ND		1.00	0.560	ug/L			12/12/25 19:55	1
Vinyl acetate	ND		25.0	0.930	ug/L			12/12/25 19:55	1
Vinyl chloride	ND		1.00	0.500	ug/L			12/12/25 19:55	1
Xylenes, Total	ND		10.0	6.00	ug/L			12/12/25 19:55	1

Surrogate	%Recovery	Qualifier	Limits	Prepared	Analyzed	Dil Fac
4-Bromofluorobenzene	97		56 - 136		12/12/25 19:55	1
Dibromofluoromethane	111		79 - 130		12/12/25 19:55	1
1,2-Dichloroethane-d4 (Surr)	119		59 - 146		12/12/25 19:55	1
Toluene-d8 (Surr)	98		64 - 132		12/12/25 19:55	1

Method: SW846 8270E SIM ID - Semivolatile Organic Compounds (GC/MS SIM / Isotope Dilution)

Analyte	Result	Qualifier	RL	MDL	Unit	D	Prepared	Analyzed	Dil Fac
1,4-Dioxane	ND		0.280	0.280	ug/L		12/09/25 17:38	12/11/25 16:04	1

Isotope Dilution	%Recovery	Qualifier	Limits	Prepared	Analyzed	Dil Fac
1,4-Dioxane-d8	28		10 - 140	12/09/25 17:38	12/11/25 16:04	1

Method: SW846 8270E - Semivolatile Organic Compounds (GC-MS/MS)

Analyte	Result	Qualifier	RL	MDL	Unit	D	Prepared	Analyzed	Dil Fac
1,1'-Biphenyl	ND		9.90	0.416	ug/L		12/10/25 15:29	12/11/25 22:35	1
2,4,5-Trichlorophenol	ND		9.90	0.535	ug/L		12/10/25 15:29	12/11/25 22:35	1
2,4,6-Trichlorophenol	ND		9.90	1.08	ug/L		12/10/25 15:29	12/11/25 22:35	1
2,4-Dichlorophenol	ND		9.90	0.564	ug/L		12/10/25 15:29	12/11/25 22:35	1
2,4-Dimethylphenol	ND		9.90	0.238	ug/L		12/10/25 15:29	12/11/25 22:35	1
2,4-Dinitrophenol	ND		29.7	4.63	ug/L		12/10/25 15:29	12/11/25 22:35	1
2,4-Dinitrotoluene	ND		9.90	0.644	ug/L		12/10/25 15:29	12/11/25 22:35	1
2,6-Dinitrotoluene	ND		9.90	0.287	ug/L		12/10/25 15:29	12/11/25 22:35	1
2-Chloronaphthalene	ND		9.90	0.376	ug/L		12/10/25 15:29	12/11/25 22:35	1
2-Chlorophenol	ND		9.90	0.832	ug/L		12/10/25 15:29	12/11/25 22:35	1
2-Methylnaphthalene	ND		9.90	0.802	ug/L		12/10/25 15:29	12/11/25 22:35	1

Eurofins Raleigh

Client Sample Results

Client: S&ME Inc
Project/Site: Lyon Park

Job ID: 752-39946-1

Client Sample ID: MW-2

Lab Sample ID: 752-39946-1

Date Collected: 12/04/25 09:15

Matrix: Water

Date Received: 12/05/25 08:00

Method: SW846 8270E - Semivolatile Organic Compounds (GC-MS/MS) (Continued)

Analyte	Result	Qualifier	RL	MDL	Unit	D	Prepared	Analyzed	Dil Fac
2-Methylphenol	ND		9.90	0.752	ug/L		12/10/25 15:29	12/11/25 22:35	1
2-Nitroaniline	ND		9.90	1.36	ug/L		12/10/25 15:29	12/11/25 22:35	1
2-Nitrophenol	ND		9.90	1.16	ug/L		12/10/25 15:29	12/11/25 22:35	1
3 & 4 Methylphenol	ND		19.8	4.55	ug/L		12/10/25 15:29	12/11/25 22:35	1
3,3'-Dichlorobenzidine	ND		10.9	0.406	ug/L		12/10/25 15:29	12/11/25 22:35	1
3-Nitroaniline	ND		9.90	0.941	ug/L		12/10/25 15:29	12/11/25 22:35	1
4,6-Dinitro-2-methylphenol	ND		9.90	1.95	ug/L		12/10/25 15:29	12/11/25 22:35	1
4-Bromophenyl phenyl ether	ND		9.90	0.129	ug/L		12/10/25 15:29	12/11/25 22:35	1
4-Chloro-3-methylphenol	ND		9.90	0.723	ug/L		12/10/25 15:29	12/11/25 22:35	1
4-Chloroaniline	ND		9.90	0.574	ug/L		12/10/25 15:29	12/11/25 22:35	1
4-Chlorophenyl phenyl ether	ND		9.90	0.238	ug/L		12/10/25 15:29	12/11/25 22:35	1
4-Nitroaniline	ND		9.90	3.47	ug/L		12/10/25 15:29	12/11/25 22:35	1
4-Nitrophenol	ND		9.90	2.71	ug/L		12/10/25 15:29	12/11/25 22:35	1
Acenaphthene	ND		9.90	0.624	ug/L		12/10/25 15:29	12/11/25 22:35	1
Acenaphthylene	ND		9.90	0.752	ug/L		12/10/25 15:29	12/11/25 22:35	1
Acetophenone	ND		9.90	3.17	ug/L		12/10/25 15:29	12/11/25 22:35	1
Anthracene	ND		9.90	0.901	ug/L		12/10/25 15:29	12/11/25 22:35	1
Atrazine	ND		9.90	1.12	ug/L		12/10/25 15:29	12/11/25 22:35	1
Benzaldehyde	ND		9.90	0.663	ug/L		12/10/25 15:29	12/11/25 22:35	1
Benzo[a]anthracene	ND		9.90	0.990	ug/L		12/10/25 15:29	12/11/25 22:35	1
Benzo[a]pyrene	ND		9.90	1.09	ug/L		12/10/25 15:29	12/11/25 22:35	1
Benzo[b]fluoranthene	ND		9.90	1.19	ug/L		12/10/25 15:29	12/11/25 22:35	1
Benzo[g,h,i]perylene	ND		9.90	1.49	ug/L		12/10/25 15:29	12/11/25 22:35	1
Benzo[k]fluoranthene	ND		9.90	1.49	ug/L		12/10/25 15:29	12/11/25 22:35	1
bis (2-chloroisopropyl) ether	ND		9.90	0.921	ug/L		12/10/25 15:29	12/11/25 22:35	1
Bis(2-chloroethoxy)methane	ND		9.90	0.337	ug/L		12/10/25 15:29	12/11/25 22:35	1
Bis(2-chloroethyl)ether	ND		9.90	0.723	ug/L		12/10/25 15:29	12/11/25 22:35	1
Bis(2-ethylhexyl) phthalate	ND		9.90	3.96	ug/L		12/10/25 15:29	12/11/25 22:35	1
Butyl benzyl phthalate	ND		9.90	3.96	ug/L		12/10/25 15:29	12/11/25 22:35	1
Caprolactam	ND		9.90	2.38	ug/L		12/10/25 15:29	12/11/25 22:35	1
Carbazole	ND		9.90	0.317	ug/L		12/10/25 15:29	12/11/25 22:35	1
Chrysene	ND		9.90	1.19	ug/L		12/10/25 15:29	12/11/25 22:35	1
Dibenz(a,h)anthracene	ND		9.90	1.29	ug/L		12/10/25 15:29	12/11/25 22:35	1
Dibenzofuran	ND		9.90	0.634	ug/L		12/10/25 15:29	12/11/25 22:35	1
Diethyl phthalate	ND		9.90	3.96	ug/L		12/10/25 15:29	12/11/25 22:35	1
Dimethyl phthalate	ND		9.90	3.96	ug/L		12/10/25 15:29	12/11/25 22:35	1
Di-n-butyl phthalate	ND		9.90	8.11	ug/L		12/10/25 15:29	12/11/25 22:35	1
Di-n-octyl phthalate	ND		9.90	3.96	ug/L		12/10/25 15:29	12/11/25 22:35	1
Fluoranthene	ND		9.90	0.624	ug/L		12/10/25 15:29	12/11/25 22:35	1
Fluorene	ND		9.90	0.663	ug/L		12/10/25 15:29	12/11/25 22:35	1
Hexachlorobenzene	ND		9.90	0.248	ug/L		12/10/25 15:29	12/11/25 22:35	1
Hexachlorobutadiene	ND		9.90	0.545	ug/L		12/10/25 15:29	12/11/25 22:35	1
Hexachlorocyclopentadiene	ND		19.8	0.317	ug/L		12/10/25 15:29	12/11/25 22:35	1
Hexachloroethane	ND		9.90	0.525	ug/L		12/10/25 15:29	12/11/25 22:35	1
Indeno[1,2,3-cd]pyrene	ND		9.90	1.09	ug/L		12/10/25 15:29	12/11/25 22:35	1
Isophorone	ND		9.90	0.792	ug/L		12/10/25 15:29	12/11/25 22:35	1
Naphthalene	ND		9.90	0.743	ug/L		12/10/25 15:29	12/11/25 22:35	1
Nitrobenzene	ND		9.90	0.594	ug/L		12/10/25 15:29	12/11/25 22:35	1
N-Nitrosodi-n-propylamine	ND		9.90	0.327	ug/L		12/10/25 15:29	12/11/25 22:35	1

Eurofins Raleigh

Client Sample Results

Client: S&ME Inc
Project/Site: Lyon Park

Job ID: 752-39946-1

Client Sample ID: MW-2

Lab Sample ID: 752-39946-1

Date Collected: 12/04/25 09:15

Matrix: Water

Date Received: 12/05/25 08:00

Method: SW846 8270E - Semivolatile Organic Compounds (GC-MS/MS) (Continued)

Analyte	Result	Qualifier	RL	MDL	Unit	D	Prepared	Analyzed	Dil Fac
N-Nitrosodiphenylamine	ND		9.90	0.188	ug/L		12/10/25 15:29	12/11/25 22:35	1
Pentachlorophenol	ND		9.90	2.77	ug/L		12/10/25 15:29	12/11/25 22:35	1
Phenanthrene	ND		9.90	0.733	ug/L		12/10/25 15:29	12/11/25 22:35	1
Phenol	ND		9.90	0.673	ug/L		12/10/25 15:29	12/11/25 22:35	1
Pyrene	ND		9.90	0.624	ug/L		12/10/25 15:29	12/11/25 22:35	1

Surrogate	%Recovery	Qualifier	Limits				Prepared	Analyzed	Dil Fac
2,4,6-Tribromophenol (Surr)	84		10 - 150				12/10/25 15:29	12/11/25 22:35	1
2-Fluorobiphenyl (Surr)	78		25 - 139				12/10/25 15:29	12/11/25 22:35	1
2-Fluorophenol (Surr)	86		10 - 150				12/10/25 15:29	12/11/25 22:35	1
Nitrobenzene-d5 (Surr)	84		22 - 150				12/10/25 15:29	12/11/25 22:35	1
Phenol-d5 (Surr)	78		10 - 150				12/10/25 15:29	12/11/25 22:35	1
Terphenyl-d14 (Surr)	57		28 - 150				12/10/25 15:29	12/11/25 22:35	1

Method: SW846 6020B - Metals (ICP/MS) - Total Recoverable

Analyte	Result	Qualifier	RL	MDL	Unit	D	Prepared	Analyzed	Dil Fac
Antimony	ND		5.00	2.45	ug/L		12/08/25 07:15	12/09/25 03:54	1
Arsenic	1.49	J	5.00	1.32	ug/L		12/08/25 07:15	12/09/25 03:54	1
Barium	238		10.0	0.410	ug/L		12/08/25 07:15	12/09/25 03:54	1
Beryllium	ND		1.00	0.147	ug/L		12/08/25 07:15	12/09/25 03:54	1
Cadmium	ND		0.700	0.237	ug/L		12/08/25 07:15	12/09/25 03:54	1
Chromium	ND		5.00	3.69	ug/L		12/08/25 07:15	12/09/25 03:54	1
Cobalt	0.535	J	5.00	0.411	ug/L		12/08/25 07:15	12/09/25 03:54	1
Copper	3.03		2.00	0.642	ug/L		12/08/25 07:15	12/09/25 03:54	1
Lead	ND		1.00	0.864	ug/L		12/08/25 07:15	12/09/25 03:54	1
Manganese	150		5.00	1.29	ug/L		12/08/25 07:15	12/09/25 03:54	1
Nickel	0.792	J	5.00	0.422	ug/L		12/08/25 07:15	12/09/25 03:54	1
Selenium	ND		5.00	2.29	ug/L		12/08/25 07:15	12/09/25 03:54	1
Silver	ND		1.00	0.167	ug/L		12/08/25 07:15	12/09/25 03:54	1
Thallium	ND		1.00	0.190	ug/L		12/08/25 07:15	12/09/25 03:54	1
Vanadium	3.36	J	5.00	1.22	ug/L		12/08/25 07:15	12/09/25 03:54	1
Zinc	ND		10.0	8.91	ug/L		12/08/25 07:15	12/09/25 03:54	1

Method: SW846 7470A - Mercury (CVAA)

Analyte	Result	Qualifier	RL	MDL	Unit	D	Prepared	Analyzed	Dil Fac
Mercury	ND		0.200	0.166	ug/L		12/11/25 19:50	12/12/25 00:10	1

General Chemistry

Analyte	Result	Qualifier	RL	MDL	Unit	D	Prepared	Analyzed	Dil Fac
Ammonia (MCAWW 350.1-1993 R2.0)	ND		0.250	0.100	mg/L			12/10/25 12:55	1
Nitrite as N (EPA 353.2)	ND		0.100	0.0168	mg/L			12/05/25 11:48	1
Nitrate Nitrite as N (MCAWW 353.2-1993 R2.0)	1.72		0.500	0.0500	mg/L			12/11/25 15:42	5
Nitrate as N (SM Nitrate by calc)	1.72		0.100	0.0100	mg/L			12/11/25 16:15	1
Sulfate (SM 4500 SO4 E)	29.4		5.00	1.40	mg/L			12/08/25 16:25	1

Client Sample Results

Client: S&ME Inc
Project/Site: Lyon Park

Job ID: 752-39946-1

Client Sample ID: MW-3

Lab Sample ID: 752-39946-2

Date Collected: 12/04/25 09:05

Matrix: Water

Date Received: 12/05/25 08:00

Method: SW846 8260D - Volatile Organic Compounds by GC/MS

Analyte	Result	Qualifier	RL	MDL	Unit	D	Prepared	Analyzed	Dil Fac
Acetone	ND	*+	25.0	10.0	ug/L			12/12/25 20:21	1
Benzene	ND		1.00	0.500	ug/L			12/12/25 20:21	1
Bromobenzene	ND		1.00	0.540	ug/L			12/12/25 20:21	1
Bromoform	ND		5.00	0.250	ug/L			12/12/25 20:21	1
Bromomethane	ND	*+	1.00	0.980	ug/L			12/12/25 20:21	1
2-Butanone (MEK)	ND		25.0	2.60	ug/L			12/12/25 20:21	1
Carbon disulfide	ND		1.00	0.500	ug/L			12/12/25 20:21	1
Carbon tetrachloride	ND		1.00	0.460	ug/L			12/12/25 20:21	1
Chlorobenzene	ND		1.00	0.420	ug/L			12/12/25 20:21	1
Chlorobromomethane	ND		1.00	0.520	ug/L			12/12/25 20:21	1
Chlorodibromomethane	ND		1.00	0.610	ug/L			12/12/25 20:21	1
Chloroethane	ND		1.00	0.760	ug/L			12/12/25 20:21	1
Chloroform	ND		1.00	0.900	ug/L			12/12/25 20:21	1
Chloromethane	ND		1.00	0.840	ug/L			12/12/25 20:21	1
2-Chlorotoluene	ND		1.00	0.570	ug/L			12/12/25 20:21	1
4-Chlorotoluene	ND		1.00	0.560	ug/L			12/12/25 20:21	1
cis-1,2-Dichloroethene	ND		1.00	0.760	ug/L			12/12/25 20:21	1
cis-1,3-Dichloropropene	ND		5.00	0.500	ug/L			12/12/25 20:21	1
1,2-Dibromo-3-Chloropropane	ND		5.00	1.50	ug/L			12/12/25 20:21	1
Dibromomethane	ND		5.00	0.220	ug/L			12/12/25 20:21	1
1,2-Dichlorobenzene	ND		1.00	0.500	ug/L			12/12/25 20:21	1
1,3-Dichlorobenzene	ND		1.00	0.540	ug/L			12/12/25 20:21	1
1,4-Dichlorobenzene	ND		1.00	0.640	ug/L			12/12/25 20:21	1
Dichlorobromomethane	ND		1.00	0.500	ug/L			12/12/25 20:21	1
1,1-Dichloroethane	ND		1.00	0.500	ug/L			12/12/25 20:21	1
1,2-Dichloroethane	ND		1.00	0.550	ug/L			12/12/25 20:21	1
1,1-Dichloroethene	ND		1.00	0.500	ug/L			12/12/25 20:21	1
1,2-Dichloropropane	ND		1.00	0.500	ug/L			12/12/25 20:21	1
1,3-Dichloropropane	ND		1.00	0.500	ug/L			12/12/25 20:21	1
2,2-Dichloropropane	ND		1.00	0.500	ug/L			12/12/25 20:21	1
1,1-Dichloropropene	ND		1.00	0.340	ug/L			12/12/25 20:21	1
Ethyl acetate	ND		10.0	6.14	ug/L			12/12/25 20:21	1
Ethylbenzene	ND		1.00	0.500	ug/L			12/12/25 20:21	1
Ethylene Dibromide	ND		1.00	0.230	ug/L			12/12/25 20:21	1
Hexachlorobutadiene	ND		5.00	0.900	ug/L			12/12/25 20:21	1
Hexane	ND		1.00	0.960	ug/L			12/12/25 20:21	1
2-Hexanone	ND		25.0	9.10	ug/L			12/12/25 20:21	1
Iodomethane	ND		1.00	0.900	ug/L			12/12/25 20:21	1
Isopropylbenzene	ND		1.00	0.530	ug/L			12/12/25 20:21	1
Isopropyl ether	ND		1.00	0.740	ug/L			12/12/25 20:21	1
4-Isopropyltoluene	ND		1.00	0.710	ug/L			12/12/25 20:21	1
Methylene Chloride	ND		5.00	4.00	ug/L			12/12/25 20:21	1
4-Methyl-2-pentanone (MIBK)	ND		25.0	1.80	ug/L			12/12/25 20:21	1
Methyl tert-butyl ether	ND		1.00	0.220	ug/L			12/12/25 20:21	1
m-Xylene & p-Xylene	ND		5.00	3.00	ug/L			12/12/25 20:21	1
Naphthalene	ND		5.00	3.00	ug/L			12/12/25 20:21	1
n-Butylbenzene	ND		1.00	0.760	ug/L			12/12/25 20:21	1
n-Heptane	ND		1.00	0.690	ug/L			12/12/25 20:21	1
N-Propylbenzene	ND		1.00	0.690	ug/L			12/12/25 20:21	1

Eurofins Raleigh

Client Sample Results

Client: S&ME Inc
Project/Site: Lyon Park

Job ID: 752-39946-1

Client Sample ID: MW-3

Lab Sample ID: 752-39946-2

Date Collected: 12/04/25 09:05

Matrix: Water

Date Received: 12/05/25 08:00

Method: SW846 8260D - Volatile Organic Compounds by GC/MS (Continued)

Analyte	Result	Qualifier	RL	MDL	Unit	D	Prepared	Analyzed	Dil Fac
o-Xylene	ND		5.00	3.00	ug/L			12/12/25 20:21	1
sec-Butylbenzene	ND		1.00	0.700	ug/L			12/12/25 20:21	1
Styrene	ND		1.00	1.00	ug/L			12/12/25 20:21	1
tert-Butylbenzene	ND		1.00	0.630	ug/L			12/12/25 20:21	1
1,1,1,2-Tetrachloroethane	ND		1.00	0.380	ug/L			12/12/25 20:21	1
1,1,2,2-Tetrachloroethane	ND		1.00	0.500	ug/L			12/12/25 20:21	1
Tetrachloroethene	ND		1.00	0.330	ug/L			12/12/25 20:21	1
Toluene	ND		1.00	0.900	ug/L			12/12/25 20:21	1
trans-1,4-Dichloro-2-butene	ND		5.00	1.00	ug/L			12/12/25 20:21	1
trans-1,2-Dichloroethene	ND		1.00	0.500	ug/L			12/12/25 20:21	1
trans-1,3-Dichloropropene	ND		5.00	0.470	ug/L			12/12/25 20:21	1
1,2,3-Trichlorobenzene	ND		1.00	0.900	ug/L			12/12/25 20:21	1
1,2,4-Trichlorobenzene	ND		1.00	0.820	ug/L			12/12/25 20:21	1
1,1,1-Trichloroethane	ND		1.00	0.390	ug/L			12/12/25 20:21	1
1,1,2-Trichloroethane	ND		5.00	1.00	ug/L			12/12/25 20:21	1
Trichloroethene	ND		1.00	0.480	ug/L			12/12/25 20:21	1
Trichlorofluoromethane	ND		1.00	0.250	ug/L			12/12/25 20:21	1
1,2,3-Trichloropropane	ND		5.00	0.840	ug/L			12/12/25 20:21	1
1,1,2-Trichloro-1,2,2-trifluoroethane	ND		1.00	0.500	ug/L			12/12/25 20:21	1
1,2,4-Trimethylbenzene	ND		1.00	0.820	ug/L			12/12/25 20:21	1
1,3,5-Trimethylbenzene	ND		1.00	0.560	ug/L			12/12/25 20:21	1
Vinyl acetate	ND		25.0	0.930	ug/L			12/12/25 20:21	1
Vinyl chloride	ND		1.00	0.500	ug/L			12/12/25 20:21	1
Xylenes, Total	ND		10.0	6.00	ug/L			12/12/25 20:21	1

Surrogate	%Recovery	Qualifier	Limits	Prepared	Analyzed	Dil Fac
4-Bromofluorobenzene	96		56 - 136		12/12/25 20:21	1
Dibromofluoromethane	110		79 - 130		12/12/25 20:21	1
1,2-Dichloroethane-d4 (Surr)	121		59 - 146		12/12/25 20:21	1
Toluene-d8 (Surr)	96		64 - 132		12/12/25 20:21	1

Method: SW846 8270E SIM ID - Semivolatile Organic Compounds (GC/MS SIM / Isotope Dilution)

Analyte	Result	Qualifier	RL	MDL	Unit	D	Prepared	Analyzed	Dil Fac
1,4-Dioxane	ND		0.290	0.290	ug/L		12/09/25 17:38	12/11/25 16:25	1

Isotope Dilution	%Recovery	Qualifier	Limits	Prepared	Analyzed	Dil Fac
1,4-Dioxane-d8	28		10 - 140	12/09/25 17:38	12/11/25 16:25	1

Method: SW846 8270E - Semivolatile Organic Compounds (GC-MS/MS)

Analyte	Result	Qualifier	RL	MDL	Unit	D	Prepared	Analyzed	Dil Fac
1,1'-Biphenyl	ND		9.93	0.417	ug/L		12/10/25 15:29	12/11/25 23:05	1
2,4,5-Trichlorophenol	ND		9.93	0.536	ug/L		12/10/25 15:29	12/11/25 23:05	1
2,4,6-Trichlorophenol	ND		9.93	1.08	ug/L		12/10/25 15:29	12/11/25 23:05	1
2,4-Dichlorophenol	ND		9.93	0.566	ug/L		12/10/25 15:29	12/11/25 23:05	1
2,4-Dimethylphenol	ND		9.93	0.238	ug/L		12/10/25 15:29	12/11/25 23:05	1
2,4-Dinitrophenol	ND		29.8	4.65	ug/L		12/10/25 15:29	12/11/25 23:05	1
2,4-Dinitrotoluene	ND		9.93	0.646	ug/L		12/10/25 15:29	12/11/25 23:05	1
2,6-Dinitrotoluene	ND		9.93	0.288	ug/L		12/10/25 15:29	12/11/25 23:05	1
2-Chloronaphthalene	ND		9.93	0.377	ug/L		12/10/25 15:29	12/11/25 23:05	1
2-Chlorophenol	ND		9.93	0.834	ug/L		12/10/25 15:29	12/11/25 23:05	1
2-Methylnaphthalene	ND		9.93	0.805	ug/L		12/10/25 15:29	12/11/25 23:05	1

Eurofins Raleigh

Client Sample Results

Client: S&ME Inc
Project/Site: Lyon Park

Job ID: 752-39946-1

Client Sample ID: MW-3

Lab Sample ID: 752-39946-2

Date Collected: 12/04/25 09:05

Matrix: Water

Date Received: 12/05/25 08:00

Method: SW846 8270E - Semivolatile Organic Compounds (GC-MS/MS) (Continued)

Analyte	Result	Qualifier	RL	MDL	Unit	D	Prepared	Analyzed	Dil Fac
2-Methylphenol	ND		9.93	0.755	ug/L		12/10/25 15:29	12/11/25 23:05	1
2-Nitroaniline	ND		9.93	1.36	ug/L		12/10/25 15:29	12/11/25 23:05	1
2-Nitrophenol	ND		9.93	1.16	ug/L		12/10/25 15:29	12/11/25 23:05	1
3 & 4 Methylphenol	ND		19.9	4.57	ug/L		12/10/25 15:29	12/11/25 23:05	1
3,3'-Dichlorobenzidine	ND		10.9	0.407	ug/L		12/10/25 15:29	12/11/25 23:05	1
3-Nitroaniline	ND		9.93	0.944	ug/L		12/10/25 15:29	12/11/25 23:05	1
4,6-Dinitro-2-methylphenol	ND		9.93	1.96	ug/L		12/10/25 15:29	12/11/25 23:05	1
4-Bromophenyl phenyl ether	ND		9.93	0.129	ug/L		12/10/25 15:29	12/11/25 23:05	1
4-Chloro-3-methylphenol	ND		9.93	0.725	ug/L		12/10/25 15:29	12/11/25 23:05	1
4-Chloroaniline	ND		9.93	0.576	ug/L		12/10/25 15:29	12/11/25 23:05	1
4-Chlorophenyl phenyl ether	ND		9.93	0.238	ug/L		12/10/25 15:29	12/11/25 23:05	1
4-Nitroaniline	ND		9.93	3.48	ug/L		12/10/25 15:29	12/11/25 23:05	1
4-Nitrophenol	ND		9.93	2.72	ug/L		12/10/25 15:29	12/11/25 23:05	1
Acenaphthene	ND		9.93	0.626	ug/L		12/10/25 15:29	12/11/25 23:05	1
Acenaphthylene	ND		9.93	0.755	ug/L		12/10/25 15:29	12/11/25 23:05	1
Acetophenone	ND		9.93	3.18	ug/L		12/10/25 15:29	12/11/25 23:05	1
Anthracene	ND		9.93	0.904	ug/L		12/10/25 15:29	12/11/25 23:05	1
Atrazine	ND		9.93	1.12	ug/L		12/10/25 15:29	12/11/25 23:05	1
Benzaldehyde	ND		9.93	0.666	ug/L		12/10/25 15:29	12/11/25 23:05	1
Benzo[a]anthracene	ND		9.93	0.993	ug/L		12/10/25 15:29	12/11/25 23:05	1
Benzo[a]pyrene	ND		9.93	1.09	ug/L		12/10/25 15:29	12/11/25 23:05	1
Benzo[b]fluoranthene	ND		9.93	1.19	ug/L		12/10/25 15:29	12/11/25 23:05	1
Benzo[g,h,i]perylene	ND		9.93	1.49	ug/L		12/10/25 15:29	12/11/25 23:05	1
Benzo[k]fluoranthene	ND		9.93	1.49	ug/L		12/10/25 15:29	12/11/25 23:05	1
bis (2-chloroisopropyl) ether	ND		9.93	0.924	ug/L		12/10/25 15:29	12/11/25 23:05	1
Bis(2-chloroethoxy)methane	ND		9.93	0.338	ug/L		12/10/25 15:29	12/11/25 23:05	1
Bis(2-chloroethyl)ether	ND		9.93	0.725	ug/L		12/10/25 15:29	12/11/25 23:05	1
Bis(2-ethylhexyl) phthalate	ND		9.93	3.97	ug/L		12/10/25 15:29	12/11/25 23:05	1
Butyl benzyl phthalate	ND		9.93	3.97	ug/L		12/10/25 15:29	12/11/25 23:05	1
Caprolactam	ND		9.93	2.38	ug/L		12/10/25 15:29	12/11/25 23:05	1
Carbazole	ND		9.93	0.318	ug/L		12/10/25 15:29	12/11/25 23:05	1
Chrysene	ND		9.93	1.19	ug/L		12/10/25 15:29	12/11/25 23:05	1
Dibenz(a,h)anthracene	ND		9.93	1.29	ug/L		12/10/25 15:29	12/11/25 23:05	1
Dibenzofuran	ND		9.93	0.636	ug/L		12/10/25 15:29	12/11/25 23:05	1
Diethyl phthalate	ND		9.93	3.97	ug/L		12/10/25 15:29	12/11/25 23:05	1
Dimethyl phthalate	ND		9.93	3.97	ug/L		12/10/25 15:29	12/11/25 23:05	1
Di-n-butyl phthalate	ND		9.93	8.14	ug/L		12/10/25 15:29	12/11/25 23:05	1
Di-n-octyl phthalate	ND		9.93	3.97	ug/L		12/10/25 15:29	12/11/25 23:05	1
Fluoranthene	ND		9.93	0.626	ug/L		12/10/25 15:29	12/11/25 23:05	1
Fluorene	ND		9.93	0.666	ug/L		12/10/25 15:29	12/11/25 23:05	1
Hexachlorobenzene	ND		9.93	0.248	ug/L		12/10/25 15:29	12/11/25 23:05	1
Hexachlorobutadiene	ND		9.93	0.546	ug/L		12/10/25 15:29	12/11/25 23:05	1
Hexachlorocyclopentadiene	ND		19.9	0.318	ug/L		12/10/25 15:29	12/11/25 23:05	1
Hexachloroethane	ND		9.93	0.526	ug/L		12/10/25 15:29	12/11/25 23:05	1
Indeno[1,2,3-cd]pyrene	ND		9.93	1.09	ug/L		12/10/25 15:29	12/11/25 23:05	1
Isophorone	ND		9.93	0.795	ug/L		12/10/25 15:29	12/11/25 23:05	1
Naphthalene	ND		9.93	0.745	ug/L		12/10/25 15:29	12/11/25 23:05	1
Nitrobenzene	ND		9.93	0.596	ug/L		12/10/25 15:29	12/11/25 23:05	1
N-Nitrosodi-n-propylamine	ND		9.93	0.328	ug/L		12/10/25 15:29	12/11/25 23:05	1

Eurofins Raleigh

Client Sample Results

Client: S&ME Inc
Project/Site: Lyon Park

Job ID: 752-39946-1

Client Sample ID: MW-3

Lab Sample ID: 752-39946-2

Date Collected: 12/04/25 09:05

Matrix: Water

Date Received: 12/05/25 08:00

Method: SW846 8270E - Semivolatile Organic Compounds (GC-MS/MS) (Continued)

Analyte	Result	Qualifier	RL	MDL	Unit	D	Prepared	Analyzed	Dil Fac
N-Nitrosodiphenylamine	ND		9.93	0.189	ug/L		12/10/25 15:29	12/11/25 23:05	1
Pentachlorophenol	ND		9.93	2.78	ug/L		12/10/25 15:29	12/11/25 23:05	1
Phenanthrene	ND		9.93	0.735	ug/L		12/10/25 15:29	12/11/25 23:05	1
Phenol	ND		9.93	0.675	ug/L		12/10/25 15:29	12/11/25 23:05	1
Pyrene	ND		9.93	0.626	ug/L		12/10/25 15:29	12/11/25 23:05	1
Surrogate	%Recovery	Qualifier	Limits				Prepared	Analyzed	Dil Fac
2,4,6-Tribromophenol (Surr)	86		10 - 150				12/10/25 15:29	12/11/25 23:05	1
2-Fluorobiphenyl (Surr)	75		25 - 139				12/10/25 15:29	12/11/25 23:05	1
2-Fluorophenol (Surr)	86		10 - 150				12/10/25 15:29	12/11/25 23:05	1
Nitrobenzene-d5 (Surr)	77		22 - 150				12/10/25 15:29	12/11/25 23:05	1
Phenol-d5 (Surr)	78		10 - 150				12/10/25 15:29	12/11/25 23:05	1
Terphenyl-d14 (Surr)	62		28 - 150				12/10/25 15:29	12/11/25 23:05	1

Method: SW846 6020B - Metals (ICP/MS) - Total Recoverable

Analyte	Result	Qualifier	RL	MDL	Unit	D	Prepared	Analyzed	Dil Fac
Antimony	ND		5.00	2.45	ug/L		12/08/25 07:15	12/09/25 03:57	1
Arsenic	ND		5.00	1.32	ug/L		12/08/25 07:15	12/09/25 03:57	1
Barium	182		10.0	0.410	ug/L		12/08/25 07:15	12/09/25 03:57	1
Beryllium	ND		1.00	0.147	ug/L		12/08/25 07:15	12/09/25 03:57	1
Cadmium	ND		0.700	0.237	ug/L		12/08/25 07:15	12/09/25 03:57	1
Chromium	ND		5.00	3.69	ug/L		12/08/25 07:15	12/09/25 03:57	1
Cobalt	ND		5.00	0.411	ug/L		12/08/25 07:15	12/09/25 03:57	1
Copper	1.13 J		2.00	0.642	ug/L		12/08/25 07:15	12/09/25 03:57	1
Lead	ND		1.00	0.864	ug/L		12/08/25 07:15	12/09/25 03:57	1
Manganese	20.9		5.00	1.29	ug/L		12/08/25 07:15	12/09/25 03:57	1
Nickel	0.605 J		5.00	0.422	ug/L		12/08/25 07:15	12/09/25 03:57	1
Selenium	ND		5.00	2.29	ug/L		12/08/25 07:15	12/09/25 03:57	1
Silver	ND		1.00	0.167	ug/L		12/08/25 07:15	12/09/25 03:57	1
Thallium	ND		1.00	0.190	ug/L		12/08/25 07:15	12/09/25 03:57	1
Vanadium	5.16		5.00	1.22	ug/L		12/08/25 07:15	12/09/25 03:57	1
Zinc	ND		10.0	8.91	ug/L		12/08/25 07:15	12/09/25 03:57	1

Method: SW846 7470A - Mercury (CVAA)

Analyte	Result	Qualifier	RL	MDL	Unit	D	Prepared	Analyzed	Dil Fac
Mercury	ND		0.200	0.166	ug/L		12/11/25 19:50	12/12/25 00:14	1

General Chemistry

Analyte	Result	Qualifier	RL	MDL	Unit	D	Prepared	Analyzed	Dil Fac
Ammonia (MCAWW 350.1-1993 R2.0)	ND		0.250	0.100	mg/L			12/10/25 13:32	1
Nitrite as N (EPA 353.2)	ND		0.100	0.0168	mg/L			12/05/25 11:49	1
Nitrate Nitrite as N (MCAWW 353.2-1993 R2.0)	4.86		0.500	0.0500	mg/L			12/11/25 15:43	5
Nitrate as N (SM Nitrate by calc)	4.86		0.100	0.0100	mg/L			12/11/25 16:15	1
Sulfate (SM 4500 SO4 E)	28.9		5.00	1.40	mg/L			12/08/25 16:25	1

Client Sample Results

Client: S&ME Inc
Project/Site: Lyon Park

Job ID: 752-39946-1

Client Sample ID: 120425-Dup-1

Lab Sample ID: 752-39946-3

Date Collected: 12/04/25 00:00

Matrix: Water

Date Received: 12/05/25 08:00

Method: SW846 8260D - Volatile Organic Compounds by GC/MS

Analyte	Result	Qualifier	RL	MDL	Unit	D	Prepared	Analyzed	Dil Fac
Acetone	ND	*+	25.0	10.0	ug/L			12/12/25 20:48	1
Benzene	ND		1.00	0.500	ug/L			12/12/25 20:48	1
Bromobenzene	ND		1.00	0.540	ug/L			12/12/25 20:48	1
Bromoform	ND		5.00	0.250	ug/L			12/12/25 20:48	1
Bromomethane	ND	*+	1.00	0.980	ug/L			12/12/25 20:48	1
2-Butanone (MEK)	ND		25.0	2.60	ug/L			12/12/25 20:48	1
Carbon disulfide	ND		1.00	0.500	ug/L			12/12/25 20:48	1
Carbon tetrachloride	ND		1.00	0.460	ug/L			12/12/25 20:48	1
Chlorobenzene	ND		1.00	0.420	ug/L			12/12/25 20:48	1
Chlorobromomethane	ND		1.00	0.520	ug/L			12/12/25 20:48	1
Chlorodibromomethane	ND		1.00	0.610	ug/L			12/12/25 20:48	1
Chloroethane	ND		1.00	0.760	ug/L			12/12/25 20:48	1
Chloroform	ND		1.00	0.900	ug/L			12/12/25 20:48	1
Chloromethane	ND		1.00	0.840	ug/L			12/12/25 20:48	1
2-Chlorotoluene	ND		1.00	0.570	ug/L			12/12/25 20:48	1
4-Chlorotoluene	ND		1.00	0.560	ug/L			12/12/25 20:48	1
cis-1,2-Dichloroethene	ND		1.00	0.760	ug/L			12/12/25 20:48	1
cis-1,3-Dichloropropene	ND		5.00	0.500	ug/L			12/12/25 20:48	1
1,2-Dibromo-3-Chloropropane	ND		5.00	1.50	ug/L			12/12/25 20:48	1
Dibromomethane	ND		5.00	0.220	ug/L			12/12/25 20:48	1
1,2-Dichlorobenzene	ND		1.00	0.500	ug/L			12/12/25 20:48	1
1,3-Dichlorobenzene	ND		1.00	0.540	ug/L			12/12/25 20:48	1
1,4-Dichlorobenzene	ND		1.00	0.640	ug/L			12/12/25 20:48	1
Dichlorobromomethane	ND		1.00	0.500	ug/L			12/12/25 20:48	1
1,1-Dichloroethane	ND		1.00	0.500	ug/L			12/12/25 20:48	1
1,2-Dichloroethane	ND		1.00	0.550	ug/L			12/12/25 20:48	1
1,1-Dichloroethene	ND		1.00	0.500	ug/L			12/12/25 20:48	1
1,2-Dichloropropane	ND		1.00	0.500	ug/L			12/12/25 20:48	1
1,3-Dichloropropane	ND		1.00	0.500	ug/L			12/12/25 20:48	1
2,2-Dichloropropane	ND		1.00	0.500	ug/L			12/12/25 20:48	1
1,1-Dichloropropene	ND		1.00	0.340	ug/L			12/12/25 20:48	1
Ethyl acetate	ND		10.0	6.14	ug/L			12/12/25 20:48	1
Ethylbenzene	ND		1.00	0.500	ug/L			12/12/25 20:48	1
Ethylene Dibromide	ND		1.00	0.230	ug/L			12/12/25 20:48	1
Hexachlorobutadiene	ND		5.00	0.900	ug/L			12/12/25 20:48	1
Hexane	ND		1.00	0.960	ug/L			12/12/25 20:48	1
2-Hexanone	ND		25.0	9.10	ug/L			12/12/25 20:48	1
Iodomethane	ND		1.00	0.900	ug/L			12/12/25 20:48	1
Isopropylbenzene	ND		1.00	0.530	ug/L			12/12/25 20:48	1
Isopropyl ether	ND		1.00	0.740	ug/L			12/12/25 20:48	1
4-Isopropyltoluene	ND		1.00	0.710	ug/L			12/12/25 20:48	1
Methylene Chloride	ND		5.00	4.00	ug/L			12/12/25 20:48	1
4-Methyl-2-pentanone (MIBK)	ND		25.0	1.80	ug/L			12/12/25 20:48	1
Methyl tert-butyl ether	ND		1.00	0.220	ug/L			12/12/25 20:48	1
m-Xylene & p-Xylene	ND		5.00	3.00	ug/L			12/12/25 20:48	1
Naphthalene	ND		5.00	3.00	ug/L			12/12/25 20:48	1
n-Butylbenzene	ND		1.00	0.760	ug/L			12/12/25 20:48	1
n-Heptane	ND		1.00	0.690	ug/L			12/12/25 20:48	1
N-Propylbenzene	ND		1.00	0.690	ug/L			12/12/25 20:48	1

Eurofins Raleigh

Client Sample Results

Client: S&ME Inc
Project/Site: Lyon Park

Job ID: 752-39946-1

Client Sample ID: 120425-Dup-1

Lab Sample ID: 752-39946-3

Date Collected: 12/04/25 00:00

Matrix: Water

Date Received: 12/05/25 08:00

Method: SW846 8260D - Volatile Organic Compounds by GC/MS (Continued)

Analyte	Result	Qualifier	RL	MDL	Unit	D	Prepared	Analyzed	Dil Fac
o-Xylene	ND		5.00	3.00	ug/L			12/12/25 20:48	1
sec-Butylbenzene	ND		1.00	0.700	ug/L			12/12/25 20:48	1
Styrene	ND		1.00	1.00	ug/L			12/12/25 20:48	1
tert-Butylbenzene	ND		1.00	0.630	ug/L			12/12/25 20:48	1
1,1,1,2-Tetrachloroethane	ND		1.00	0.380	ug/L			12/12/25 20:48	1
1,1,2,2-Tetrachloroethane	ND		1.00	0.500	ug/L			12/12/25 20:48	1
Tetrachloroethene	ND		1.00	0.330	ug/L			12/12/25 20:48	1
Toluene	ND		1.00	0.900	ug/L			12/12/25 20:48	1
trans-1,4-Dichloro-2-butene	ND		5.00	1.00	ug/L			12/12/25 20:48	1
trans-1,2-Dichloroethene	ND		1.00	0.500	ug/L			12/12/25 20:48	1
trans-1,3-Dichloropropene	ND		5.00	0.470	ug/L			12/12/25 20:48	1
1,2,3-Trichlorobenzene	ND		1.00	0.900	ug/L			12/12/25 20:48	1
1,2,4-Trichlorobenzene	ND		1.00	0.820	ug/L			12/12/25 20:48	1
1,1,1-Trichloroethane	ND		1.00	0.390	ug/L			12/12/25 20:48	1
1,1,2-Trichloroethane	ND		5.00	1.00	ug/L			12/12/25 20:48	1
Trichloroethene	ND		1.00	0.480	ug/L			12/12/25 20:48	1
Trichlorofluoromethane	ND		1.00	0.250	ug/L			12/12/25 20:48	1
1,2,3-Trichloropropane	ND		5.00	0.840	ug/L			12/12/25 20:48	1
1,1,2-Trichloro-1,2,2-trifluoroethane	ND		1.00	0.500	ug/L			12/12/25 20:48	1
1,2,4-Trimethylbenzene	ND		1.00	0.820	ug/L			12/12/25 20:48	1
1,3,5-Trimethylbenzene	ND		1.00	0.560	ug/L			12/12/25 20:48	1
Vinyl acetate	ND		25.0	0.930	ug/L			12/12/25 20:48	1
Vinyl chloride	ND		1.00	0.500	ug/L			12/12/25 20:48	1
Xylenes, Total	ND		10.0	6.00	ug/L			12/12/25 20:48	1

Surrogate	%Recovery	Qualifier	Limits	Prepared	Analyzed	Dil Fac
4-Bromofluorobenzene	100		56 - 136		12/12/25 20:48	1
Dibromofluoromethane	112		79 - 130		12/12/25 20:48	1
1,2-Dichloroethane-d4 (Surr)	122		59 - 146		12/12/25 20:48	1
Toluene-d8 (Surr)	97		64 - 132		12/12/25 20:48	1

Method: SW846 8270E SIM ID - Semivolatile Organic Compounds (GC/MS SIM / Isotope Dilution)

Analyte	Result	Qualifier	RL	MDL	Unit	D	Prepared	Analyzed	Dil Fac
1,4-Dioxane	ND		0.276	0.276	ug/L		12/09/25 17:38	12/11/25 16:46	1

Isotope Dilution	%Recovery	Qualifier	Limits	Prepared	Analyzed	Dil Fac
1,4-Dioxane-d8	29		10 - 140	12/09/25 17:38	12/11/25 16:46	1

Method: SW846 8270E - Semivolatile Organic Compounds (GC-MS/MS)

Analyte	Result	Qualifier	RL	MDL	Unit	D	Prepared	Analyzed	Dil Fac
1,1'-Biphenyl	ND		10.1	0.423	ug/L		12/10/25 15:29	12/11/25 23:34	1
2,4,5-Trichlorophenol	ND		10.1	0.544	ug/L		12/10/25 15:29	12/11/25 23:34	1
2,4,6-Trichlorophenol	ND		10.1	1.10	ug/L		12/10/25 15:29	12/11/25 23:34	1
2,4-Dichlorophenol	ND		10.1	0.574	ug/L		12/10/25 15:29	12/11/25 23:34	1
2,4-Dimethylphenol	ND		10.1	0.242	ug/L		12/10/25 15:29	12/11/25 23:34	1
2,4-Dinitrophenol	ND		30.2	4.71	ug/L		12/10/25 15:29	12/11/25 23:34	1
2,4-Dinitrotoluene	ND		10.1	0.654	ug/L		12/10/25 15:29	12/11/25 23:34	1
2,6-Dinitrotoluene	ND		10.1	0.292	ug/L		12/10/25 15:29	12/11/25 23:34	1
2-Chloronaphthalene	ND		10.1	0.383	ug/L		12/10/25 15:29	12/11/25 23:34	1
2-Chlorophenol	ND		10.1	0.846	ug/L		12/10/25 15:29	12/11/25 23:34	1
2-Methylnaphthalene	ND		10.1	0.815	ug/L		12/10/25 15:29	12/11/25 23:34	1

Eurofins Raleigh

Client Sample Results

Client: S&ME Inc
Project/Site: Lyon Park

Job ID: 752-39946-1

Client Sample ID: 120425-Dup-1

Lab Sample ID: 752-39946-3

Date Collected: 12/04/25 00:00

Matrix: Water

Date Received: 12/05/25 08:00

Method: SW846 8270E - Semivolatile Organic Compounds (GC-MS/MS) (Continued)

Analyte	Result	Qualifier	RL	MDL	Unit	D	Prepared	Analyzed	Dil Fac
2-Methylphenol	ND		10.1	0.765	ug/L		12/10/25 15:29	12/11/25 23:34	1
2-Nitroaniline	ND		10.1	1.38	ug/L		12/10/25 15:29	12/11/25 23:34	1
2-Nitrophenol	ND		10.1	1.18	ug/L		12/10/25 15:29	12/11/25 23:34	1
3 & 4 Methylphenol	ND		20.1	4.63	ug/L		12/10/25 15:29	12/11/25 23:34	1
3,3'-Dichlorobenzidine	ND		11.1	0.413	ug/L		12/10/25 15:29	12/11/25 23:34	1
3-Nitroaniline	ND		10.1	0.956	ug/L		12/10/25 15:29	12/11/25 23:34	1
4,6-Dinitro-2-methylphenol	ND		10.1	1.98	ug/L		12/10/25 15:29	12/11/25 23:34	1
4-Bromophenyl phenyl ether	ND		10.1	0.131	ug/L		12/10/25 15:29	12/11/25 23:34	1
4-Chloro-3-methylphenol	ND		10.1	0.735	ug/L		12/10/25 15:29	12/11/25 23:34	1
4-Chloroaniline	ND		10.1	0.584	ug/L		12/10/25 15:29	12/11/25 23:34	1
4-Chlorophenyl phenyl ether	ND		10.1	0.242	ug/L		12/10/25 15:29	12/11/25 23:34	1
4-Nitroaniline	ND		10.1	3.52	ug/L		12/10/25 15:29	12/11/25 23:34	1
4-Nitrophenol	ND		10.1	2.76	ug/L		12/10/25 15:29	12/11/25 23:34	1
Acenaphthene	ND		10.1	0.634	ug/L		12/10/25 15:29	12/11/25 23:34	1
Acenaphthylene	ND		10.1	0.765	ug/L		12/10/25 15:29	12/11/25 23:34	1
Acetophenone	ND		10.1	3.22	ug/L		12/10/25 15:29	12/11/25 23:34	1
Anthracene	ND		10.1	0.916	ug/L		12/10/25 15:29	12/11/25 23:34	1
Atrazine	ND		10.1	1.14	ug/L		12/10/25 15:29	12/11/25 23:34	1
Benzaldehyde	ND		10.1	0.674	ug/L		12/10/25 15:29	12/11/25 23:34	1
Benzo[a]anthracene	ND		10.1	1.01	ug/L		12/10/25 15:29	12/11/25 23:34	1
Benzo[a]pyrene	ND		10.1	1.11	ug/L		12/10/25 15:29	12/11/25 23:34	1
Benzo[b]fluoranthene	ND		10.1	1.21	ug/L		12/10/25 15:29	12/11/25 23:34	1
Benzo[g,h,i]perylene	ND		10.1	1.51	ug/L		12/10/25 15:29	12/11/25 23:34	1
Benzo[k]fluoranthene	ND		10.1	1.51	ug/L		12/10/25 15:29	12/11/25 23:34	1
bis (2-chloroisopropyl) ether	ND		10.1	0.936	ug/L		12/10/25 15:29	12/11/25 23:34	1
Bis(2-chloroethoxy)methane	ND		10.1	0.342	ug/L		12/10/25 15:29	12/11/25 23:34	1
Bis(2-chloroethyl)ether	ND		10.1	0.735	ug/L		12/10/25 15:29	12/11/25 23:34	1
Bis(2-ethylhexyl) phthalate	ND		10.1	4.03	ug/L		12/10/25 15:29	12/11/25 23:34	1
Butyl benzyl phthalate	ND		10.1	4.03	ug/L		12/10/25 15:29	12/11/25 23:34	1
Caprolactam	ND		10.1	2.42	ug/L		12/10/25 15:29	12/11/25 23:34	1
Carbazole	ND		10.1	0.322	ug/L		12/10/25 15:29	12/11/25 23:34	1
Chrysene	ND		10.1	1.21	ug/L		12/10/25 15:29	12/11/25 23:34	1
Dibenz(a,h)anthracene	ND		10.1	1.31	ug/L		12/10/25 15:29	12/11/25 23:34	1
Dibenzofuran	ND		10.1	0.644	ug/L		12/10/25 15:29	12/11/25 23:34	1
Diethyl phthalate	ND		10.1	4.03	ug/L		12/10/25 15:29	12/11/25 23:34	1
Dimethyl phthalate	ND		10.1	4.03	ug/L		12/10/25 15:29	12/11/25 23:34	1
Di-n-butyl phthalate	ND		10.1	8.24	ug/L		12/10/25 15:29	12/11/25 23:34	1
Di-n-octyl phthalate	ND		10.1	4.03	ug/L		12/10/25 15:29	12/11/25 23:34	1
Fluoranthene	ND		10.1	0.634	ug/L		12/10/25 15:29	12/11/25 23:34	1
Fluorene	ND		10.1	0.674	ug/L		12/10/25 15:29	12/11/25 23:34	1
Hexachlorobenzene	ND		10.1	0.252	ug/L		12/10/25 15:29	12/11/25 23:34	1
Hexachlorobutadiene	ND		10.1	0.554	ug/L		12/10/25 15:29	12/11/25 23:34	1
Hexachlorocyclopentadiene	ND		20.1	0.322	ug/L		12/10/25 15:29	12/11/25 23:34	1
Hexachloroethane	ND		10.1	0.534	ug/L		12/10/25 15:29	12/11/25 23:34	1
Indeno[1,2,3-cd]pyrene	ND		10.1	1.11	ug/L		12/10/25 15:29	12/11/25 23:34	1
Isophorone	ND		10.1	0.805	ug/L		12/10/25 15:29	12/11/25 23:34	1
Naphthalene	ND		10.1	0.755	ug/L		12/10/25 15:29	12/11/25 23:34	1
Nitrobenzene	ND		10.1	0.604	ug/L		12/10/25 15:29	12/11/25 23:34	1
N-Nitrosodi-n-propylamine	ND		10.1	0.332	ug/L		12/10/25 15:29	12/11/25 23:34	1

Eurofins Raleigh

Client Sample Results

Client: S&ME Inc
Project/Site: Lyon Park

Job ID: 752-39946-1

Client Sample ID: 120425-Dup-1

Lab Sample ID: 752-39946-3

Date Collected: 12/04/25 00:00

Matrix: Water

Date Received: 12/05/25 08:00

Method: SW846 8270E - Semivolatile Organic Compounds (GC-MS/MS) (Continued)

Analyte	Result	Qualifier	RL	MDL	Unit	D	Prepared	Analyzed	Dil Fac
N-Nitrosodiphenylamine	ND		10.1	0.191	ug/L		12/10/25 15:29	12/11/25 23:34	1
Pentachlorophenol	ND		10.1	2.82	ug/L		12/10/25 15:29	12/11/25 23:34	1
Phenanthrene	ND		10.1	0.745	ug/L		12/10/25 15:29	12/11/25 23:34	1
Phenol	ND		10.1	0.685	ug/L		12/10/25 15:29	12/11/25 23:34	1
Pyrene	ND		10.1	0.634	ug/L		12/10/25 15:29	12/11/25 23:34	1

Surrogate	%Recovery	Qualifier	Limits				Prepared	Analyzed	Dil Fac
2,4,6-Tribromophenol (Surr)	84		10 - 150				12/10/25 15:29	12/11/25 23:34	1
2-Fluorobiphenyl (Surr)	75		25 - 139				12/10/25 15:29	12/11/25 23:34	1
2-Fluorophenol (Surr)	87		10 - 150				12/10/25 15:29	12/11/25 23:34	1
Nitrobenzene-d5 (Surr)	79		22 - 150				12/10/25 15:29	12/11/25 23:34	1
Phenol-d5 (Surr)	78		10 - 150				12/10/25 15:29	12/11/25 23:34	1
Terphenyl-d14 (Surr)	52		28 - 150				12/10/25 15:29	12/11/25 23:34	1

Method: SW846 6020B - Metals (ICP/MS) - Total Recoverable

Analyte	Result	Qualifier	RL	MDL	Unit	D	Prepared	Analyzed	Dil Fac
Antimony	ND		5.00	2.45	ug/L		12/08/25 07:15	12/09/25 03:59	1
Arsenic	1.48	J	5.00	1.32	ug/L		12/08/25 07:15	12/09/25 03:59	1
Barium	189		10.0	0.410	ug/L		12/08/25 07:15	12/09/25 03:59	1
Beryllium	ND		1.00	0.147	ug/L		12/08/25 07:15	12/09/25 03:59	1
Cadmium	ND		0.700	0.237	ug/L		12/08/25 07:15	12/09/25 03:59	1
Chromium	ND		5.00	3.69	ug/L		12/08/25 07:15	12/09/25 03:59	1
Cobalt	ND		5.00	0.411	ug/L		12/08/25 07:15	12/09/25 03:59	1
Copper	2.82		2.00	0.642	ug/L		12/08/25 07:15	12/09/25 03:59	1
Lead	ND		1.00	0.864	ug/L		12/08/25 07:15	12/09/25 03:59	1
Manganese	66.6		5.00	1.29	ug/L		12/08/25 07:15	12/09/25 03:59	1
Nickel	0.686	J	5.00	0.422	ug/L		12/08/25 07:15	12/09/25 03:59	1
Selenium	ND		5.00	2.29	ug/L		12/08/25 07:15	12/09/25 03:59	1
Silver	ND		1.00	0.167	ug/L		12/08/25 07:15	12/09/25 03:59	1
Thallium	ND		1.00	0.190	ug/L		12/08/25 07:15	12/09/25 03:59	1
Vanadium	3.52	J	5.00	1.22	ug/L		12/08/25 07:15	12/09/25 03:59	1
Zinc	ND		10.0	8.91	ug/L		12/08/25 07:15	12/09/25 03:59	1

Method: SW846 7470A - Mercury (CVAA)

Analyte	Result	Qualifier	RL	MDL	Unit	D	Prepared	Analyzed	Dil Fac
Mercury	ND		0.200	0.166	ug/L		12/11/25 19:50	12/12/25 00:17	1

General Chemistry

Analyte	Result	Qualifier	RL	MDL	Unit	D	Prepared	Analyzed	Dil Fac
Ammonia (MCAWW 350.1-1993 R2.0)	ND		0.250	0.100	mg/L			12/10/25 13:51	1
Nitrite as N (EPA 353.2)	ND		0.100	0.0168	mg/L			12/05/25 11:50	1
Nitrate Nitrite as N (MCAWW 353.2-1993 R2.0)	1.90		0.200	0.0200	mg/L			12/12/25 09:15	2
Nitrate as N (SM Nitrate by calc)	1.90		0.100	0.0100	mg/L			12/14/25 09:38	1
Sulfate (SM 4500 SO4 E)	30.9		5.00	1.40	mg/L			12/08/25 16:27	1

Surrogate Summary

Client: S&ME Inc
Project/Site: Lyon Park

Job ID: 752-39946-1

Method: 8260D - Volatile Organic Compounds by GC/MS

Matrix: Water

Prep Type: Total/NA

Lab Sample ID	Client Sample ID	Percent Surrogate Recovery (Acceptance Limits)			
		BFB (56-136)	DBFM (79-130)	DCA (59-146)	TOL (64-132)
752-39946-1	MW-2	97	111	119	98
752-39946-2	MW-3	96	110	121	96
752-39946-3	120425-Dup-1	100	112	122	97
LCS 400-733581/1002	Lab Control Sample	95	104	109	97
MB 400-733581/5	Method Blank	98	107	118	95

Surrogate Legend

BFB = 4-Bromofluorobenzene
DBFM = Dibromofluoromethane
DCA = 1,2-Dichloroethane-d4 (Surr)
TOL = Toluene-d8 (Surr)

Method: 8270E - Semivolatile Organic Compounds (GC-MS/MS)

Matrix: Water

Prep Type: Total/NA

Lab Sample ID	Client Sample ID	Percent Surrogate Recovery (Acceptance Limits)					
		TBP (10-150)	FBP (25-139)	2FP (10-150)	NBZ (22-150)	PHL (10-150)	TPHL (28-150)
752-39946-1	MW-2	84	78	86	84	78	57
752-39946-2	MW-3	86	75	86	77	78	62
752-39946-3	120425-Dup-1	84	75	87	79	78	52
LCS 400-733279/2-A	Lab Control Sample	93	76	81	76	95	76
MB 400-733279/1-A	Method Blank	97	78	81	80	88	75

Surrogate Legend

TBP = 2,4,6-Tribromophenol (Surr)
FBP = 2-Fluorobiphenyl (Surr)
2FP = 2-Fluorophenol (Surr)
NBZ = Nitrobenzene-d5 (Surr)
PHL = Phenol-d5 (Surr)
TPHL = Terphenyl-d14 (Surr)

Isotope Dilution Summary

Client: S&ME Inc
Project/Site: Lyon Park

Job ID: 752-39946-1

Method: 8270E SIM ID - Semivolatile Organic Compounds (GC/MS SIM / Isotope Dilution)

Matrix: Water

Prep Type: Total/NA

Percent Isotope Dilution Recovery (Acceptance Limits)

Lab Sample ID	Client Sample ID	DXE (10-140)
752-39946-1	MW-2	28
752-39946-2	MW-3	28
752-39946-3	120425-Dup-1	29
LCS 400-733227/2-A	Lab Control Sample	34
LCSD 400-733227/3-A	Lab Control Sample Dup	29
MB 400-733227/1-A	Method Blank	29

Surrogate Legend

DXE = 1,4-Dioxane-d8

- 1
- 2
- 3
- 4
- 5
- 6
- 7
- 8
- 9
- 10
- 11
- 12
- 13
- 14
- 15
- 16

QC Sample Results

Client: S&ME Inc
Project/Site: Lyon Park

Job ID: 752-39946-1

Method: 8260D - Volatile Organic Compounds by GC/MS

Lab Sample ID: MB 400-733581/5

Matrix: Water

Analysis Batch: 733581

Client Sample ID: Method Blank

Prep Type: Total/NA

Analyte	MB	MB	RL	MDL	Unit	D	Prepared	Analyzed	Dil Fac
	Result	Qualifier							
Acetone	ND		25.0	10.0	ug/L			12/12/25 10:37	1
Benzene	ND		1.00	0.500	ug/L			12/12/25 10:37	1
Bromobenzene	ND		1.00	0.540	ug/L			12/12/25 10:37	1
Bromoform	ND		5.00	0.250	ug/L			12/12/25 10:37	1
Bromomethane	ND		1.00	0.980	ug/L			12/12/25 10:37	1
2-Butanone (MEK)	ND		25.0	2.60	ug/L			12/12/25 10:37	1
Carbon disulfide	ND		1.00	0.500	ug/L			12/12/25 10:37	1
Carbon tetrachloride	ND		1.00	0.460	ug/L			12/12/25 10:37	1
Chlorobenzene	ND		1.00	0.420	ug/L			12/12/25 10:37	1
Chlorobromomethane	ND		1.00	0.520	ug/L			12/12/25 10:37	1
Chlorodibromomethane	ND		1.00	0.610	ug/L			12/12/25 10:37	1
Chloroethane	ND		1.00	0.760	ug/L			12/12/25 10:37	1
Chloroform	ND		1.00	0.900	ug/L			12/12/25 10:37	1
Chloromethane	ND		1.00	0.840	ug/L			12/12/25 10:37	1
2-Chlorotoluene	ND		1.00	0.570	ug/L			12/12/25 10:37	1
4-Chlorotoluene	ND		1.00	0.560	ug/L			12/12/25 10:37	1
cis-1,2-Dichloroethene	ND		1.00	0.760	ug/L			12/12/25 10:37	1
cis-1,3-Dichloropropene	ND		5.00	0.500	ug/L			12/12/25 10:37	1
1,2-Dibromo-3-Chloropropane	ND		5.00	1.50	ug/L			12/12/25 10:37	1
Dibromomethane	ND		5.00	0.220	ug/L			12/12/25 10:37	1
1,2-Dichlorobenzene	ND		1.00	0.500	ug/L			12/12/25 10:37	1
1,3-Dichlorobenzene	ND		1.00	0.540	ug/L			12/12/25 10:37	1
1,4-Dichlorobenzene	ND		1.00	0.640	ug/L			12/12/25 10:37	1
Dichlorobromomethane	ND		1.00	0.500	ug/L			12/12/25 10:37	1
1,1-Dichloroethane	ND		1.00	0.500	ug/L			12/12/25 10:37	1
1,2-Dichloroethane	ND		1.00	0.550	ug/L			12/12/25 10:37	1
1,1-Dichloroethene	ND		1.00	0.500	ug/L			12/12/25 10:37	1
1,2-Dichloropropane	ND		1.00	0.500	ug/L			12/12/25 10:37	1
1,3-Dichloropropane	ND		1.00	0.500	ug/L			12/12/25 10:37	1
2,2-Dichloropropane	ND		1.00	0.500	ug/L			12/12/25 10:37	1
1,1-Dichloropropene	ND		1.00	0.340	ug/L			12/12/25 10:37	1
Ethyl acetate	ND		10.0	6.14	ug/L			12/12/25 10:37	1
Ethylbenzene	ND		1.00	0.500	ug/L			12/12/25 10:37	1
Ethylene Dibromide	ND		1.00	0.230	ug/L			12/12/25 10:37	1
Hexachlorobutadiene	ND		5.00	0.900	ug/L			12/12/25 10:37	1
Hexane	ND		1.00	0.960	ug/L			12/12/25 10:37	1
2-Hexanone	ND		25.0	9.10	ug/L			12/12/25 10:37	1
Iodomethane	ND		1.00	0.900	ug/L			12/12/25 10:37	1
Isopropylbenzene	ND		1.00	0.530	ug/L			12/12/25 10:37	1
Isopropyl ether	ND		1.00	0.740	ug/L			12/12/25 10:37	1
4-Isopropyltoluene	ND		1.00	0.710	ug/L			12/12/25 10:37	1
Methylene Chloride	ND		5.00	4.00	ug/L			12/12/25 10:37	1
4-Methyl-2-pentanone (MIBK)	ND		25.0	1.80	ug/L			12/12/25 10:37	1
Methyl tert-butyl ether	ND		1.00	0.220	ug/L			12/12/25 10:37	1
m-Xylene & p-Xylene	ND		5.00	3.00	ug/L			12/12/25 10:37	1
Naphthalene	ND		5.00	3.00	ug/L			12/12/25 10:37	1
n-Butylbenzene	ND		1.00	0.760	ug/L			12/12/25 10:37	1
n-Heptane	ND		1.00	0.690	ug/L			12/12/25 10:37	1

Eurofins Raleigh

QC Sample Results

Client: S&ME Inc
Project/Site: Lyon Park

Job ID: 752-39946-1

Method: 8260D - Volatile Organic Compounds by GC/MS (Continued)

Lab Sample ID: MB 400-733581/5

Matrix: Water

Analysis Batch: 733581

Client Sample ID: Method Blank

Prep Type: Total/NA

Analyte	MB	MB	RL	MDL	Unit	D	Prepared	Analyzed	Dil Fac
	Result	Qualifier							
N-Propylbenzene	ND		1.00	0.690	ug/L			12/12/25 10:37	1
o-Xylene	ND		5.00	3.00	ug/L			12/12/25 10:37	1
sec-Butylbenzene	ND		1.00	0.700	ug/L			12/12/25 10:37	1
Styrene	ND		1.00	1.00	ug/L			12/12/25 10:37	1
tert-Butylbenzene	ND		1.00	0.630	ug/L			12/12/25 10:37	1
1,1,1,2-Tetrachloroethane	ND		1.00	0.380	ug/L			12/12/25 10:37	1
1,1,2,2-Tetrachloroethane	ND		1.00	0.500	ug/L			12/12/25 10:37	1
Tetrachloroethene	ND		1.00	0.330	ug/L			12/12/25 10:37	1
Toluene	ND		1.00	0.900	ug/L			12/12/25 10:37	1
trans-1,4-Dichloro-2-butene	ND		5.00	1.00	ug/L			12/12/25 10:37	1
trans-1,2-Dichloroethene	ND		1.00	0.500	ug/L			12/12/25 10:37	1
trans-1,3-Dichloropropene	ND		5.00	0.470	ug/L			12/12/25 10:37	1
1,2,3-Trichlorobenzene	ND		1.00	0.900	ug/L			12/12/25 10:37	1
1,2,4-Trichlorobenzene	ND		1.00	0.820	ug/L			12/12/25 10:37	1
1,1,1-Trichloroethane	ND		1.00	0.390	ug/L			12/12/25 10:37	1
1,1,2-Trichloroethane	ND		5.00	1.00	ug/L			12/12/25 10:37	1
Trichloroethene	ND		1.00	0.480	ug/L			12/12/25 10:37	1
Trichlorofluoromethane	ND		1.00	0.250	ug/L			12/12/25 10:37	1
1,2,3-Trichloropropane	ND		5.00	0.840	ug/L			12/12/25 10:37	1
1,1,2-Trichloro-1,2,2-trifluoroethane	ND		1.00	0.500	ug/L			12/12/25 10:37	1
1,2,4-Trimethylbenzene	ND		1.00	0.820	ug/L			12/12/25 10:37	1
1,3,5-Trimethylbenzene	ND		1.00	0.560	ug/L			12/12/25 10:37	1
Vinyl acetate	ND		25.0	0.930	ug/L			12/12/25 10:37	1
Vinyl chloride	ND		1.00	0.500	ug/L			12/12/25 10:37	1
Xylenes, Total	ND		10.0	6.00	ug/L			12/12/25 10:37	1

Surrogate	MB	MB	Limits	Prepared	Analyzed	Dil Fac
	%Recovery	Qualifier				
4-Bromofluorobenzene	98		56 - 136		12/12/25 10:37	1
Dibromofluoromethane	107		79 - 130		12/12/25 10:37	1
1,2-Dichloroethane-d4 (Surr)	118		59 - 146		12/12/25 10:37	1
Toluene-d8 (Surr)	95		64 - 132		12/12/25 10:37	1

Lab Sample ID: LCS 400-733581/1002

Matrix: Water

Analysis Batch: 733581

Client Sample ID: Lab Control Sample

Prep Type: Total/NA

Analyte	Spike Added	LCS Result	LCS Qualifier	Unit	D	%Rec	%Rec Limits
Benzene	50.0	51.10		ug/L		102	70 - 130
Bromobenzene	50.0	43.72		ug/L		87	70 - 132
Bromoform	50.0	43.55		ug/L		87	57 - 140
Bromomethane	50.0	125.4	*+	ug/L		251	10 - 150
2-Butanone (MEK)	200	241.3		ug/L		121	61 - 145
Carbon disulfide	50.0	49.39		ug/L		99	61 - 137
Carbon tetrachloride	50.0	48.96		ug/L		98	61 - 137
Chlorobenzene	50.0	47.27		ug/L		95	70 - 130
Chlorobromomethane	50.0	54.14		ug/L		108	70 - 130
Chlorodibromomethane	50.0	48.06		ug/L		96	67 - 135

Eurofins Raleigh

QC Sample Results

Client: S&ME Inc
Project/Site: Lyon Park

Job ID: 752-39946-1

Method: 8260D - Volatile Organic Compounds by GC/MS (Continued)

Lab Sample ID: LCS 400-733581/1002

Matrix: Water

Analysis Batch: 733581

Client Sample ID: Lab Control Sample

Prep Type: Total/NA

Analyte	Spike Added	LCS Result	LCS Qualifier	Unit	D	%Rec	%Rec Limits
Chloroethane	50.0	42.66		ug/L		85	55 - 141
Chloroform	50.0	52.68		ug/L		105	69 - 130
Chloromethane	50.0	58.92		ug/L		118	58 - 137
2-Chlorotoluene	50.0	45.56		ug/L		91	70 - 130
4-Chlorotoluene	50.0	46.07		ug/L		92	70 - 130
cis-1,2-Dichloroethene	50.0	53.42		ug/L		107	68 - 130
cis-1,3-Dichloropropene	50.0	49.29		ug/L		99	69 - 132
1,2-Dibromo-3-Chloropropane	50.0	43.64		ug/L		87	54 - 135
Dibromomethane	50.0	53.58		ug/L		107	70 - 130
1,2-Dichlorobenzene	50.0	46.04		ug/L		92	67 - 130
1,3-Dichlorobenzene	50.0	44.41		ug/L		89	70 - 130
1,4-Dichlorobenzene	50.0	45.32		ug/L		91	70 - 130
Dichlorobromomethane	50.0	52.01		ug/L		104	67 - 133
1,1-Dichloroethane	50.0	52.03		ug/L		104	70 - 130
1,2-Dichloroethane	50.0	55.73		ug/L		111	69 - 130
1,1-Dichloroethene	50.0	48.43		ug/L		97	63 - 134
1,2-Dichloropropane	50.0	54.54		ug/L		109	70 - 130
1,3-Dichloropropane	50.0	51.36		ug/L		103	70 - 130
2,2-Dichloropropane	50.0	47.43		ug/L		95	52 - 135
1,1-Dichloropropene	50.0	49.62		ug/L		99	70 - 130
Ethyl acetate	100	97.12		ug/L		97	34 - 150
Ethylbenzene	50.0	48.06		ug/L		96	70 - 130
Ethylene Dibromide	50.0	49.69		ug/L		99	70 - 130
Hexachlorobutadiene	50.0	44.76		ug/L		90	53 - 140
Hexane	50.0	50.57		ug/L		101	69 - 130
2-Hexanone	200	234.6		ug/L		117	65 - 137
Iodomethane	50.0	34.66		ug/L		69	27 - 150
Isopropylbenzene	50.0	46.26		ug/L		93	70 - 130
Isopropyl ether	50.0	55.62		ug/L		111	64 - 132
4-Isopropyltoluene	50.0	44.77		ug/L		90	65 - 130
Methylene Chloride	50.0	50.13		ug/L		100	66 - 135
4-Methyl-2-pentanone (MIBK)	200	239.5		ug/L		120	69 - 138
Methyl tert-butyl ether	50.0	48.21		ug/L		96	66 - 130
m-Xylene & p-Xylene	50.0	45.99		ug/L		92	70 - 130
Naphthalene	50.0	42.85		ug/L		86	47 - 149
n-Butylbenzene	50.0	48.97		ug/L		98	67 - 130
n-Heptane	50.0	53.62		ug/L		107	70 - 130
N-Propylbenzene	50.0	44.00		ug/L		88	70 - 130
o-Xylene	50.0	46.88		ug/L		94	70 - 130
sec-Butylbenzene	50.0	46.01		ug/L		92	66 - 130
Styrene	50.0	46.66		ug/L		93	70 - 130
tert-Butylbenzene	50.0	45.90		ug/L		92	64 - 139
1,1,1,2-Tetrachloroethane	50.0	46.95		ug/L		94	67 - 131
1,1,1,2,2-Tetrachloroethane	50.0	50.06		ug/L		100	70 - 131
Tetrachloroethene	50.0	42.51		ug/L		85	65 - 130
Toluene	50.0	46.04		ug/L		92	70 - 130
trans-1,4-Dichloro-2-butene	50.0	54.56		ug/L		109	57 - 140
trans-1,2-Dichloroethene	50.0	47.63		ug/L		95	70 - 130
trans-1,3-Dichloropropene	50.0	48.56		ug/L		97	63 - 130

Eurofins Raleigh

QC Sample Results

Client: S&ME Inc
Project/Site: Lyon Park

Job ID: 752-39946-1

Method: 8260D - Volatile Organic Compounds by GC/MS (Continued)

Lab Sample ID: LCS 400-733581/1002

Matrix: Water

Analysis Batch: 733581

Client Sample ID: Lab Control Sample

Prep Type: Total/NA

Analyte	Spike Added	LCS Result	LCS Qualifier	Unit	D	%Rec	%Rec Limits
1,2,3-Trichlorobenzene	50.0	42.64		ug/L		85	60 - 138
1,2,4-Trichlorobenzene	50.0	44.00		ug/L		88	60 - 140
1,1,1-Trichloroethane	50.0	49.66		ug/L		99	68 - 130
1,1,2-Trichloroethane	50.0	50.77		ug/L		102	70 - 130
Trichloroethene	50.0	46.25		ug/L		93	70 - 130
Trichlorofluoromethane	50.0	60.18		ug/L		120	65 - 138
1,2,3-Trichloropropane	50.0	46.62		ug/L		93	70 - 130
1,1,2-Trichloro-1,2,2-trifluoroethane	50.0	46.46		ug/L		93	60 - 139
1,2,4-Trimethylbenzene	50.0	45.06		ug/L		90	70 - 130
1,3,5-Trimethylbenzene	50.0	44.53		ug/L		89	69 - 130
Vinyl acetate	100	124.4		ug/L		124	26 - 150
Vinyl chloride	50.0	51.65		ug/L		103	59 - 136
Xylenes, Total	100	92.87		ug/L		93	70 - 130

Surrogate	LCS %Recovery	LCS Qualifier	Limits
4-Bromofluorobenzene	95		56 - 136
Dibromofluoromethane	104		79 - 130
1,2-Dichloroethane-d4 (Surr)	109		59 - 146
Toluene-d8 (Surr)	97		64 - 132

Method: 8270E - Semivolatile Organic Compounds (GC-MS/MS)

Lab Sample ID: MB 400-733279/1-A

Matrix: Water

Analysis Batch: 733300

Client Sample ID: Method Blank

Prep Type: Total/NA

Prep Batch: 733279

Analyte	MB Result	MB Qualifier	RL	MDL	Unit	D	Prepared	Analyzed	Dil Fac
1,1'-Biphenyl	ND		10.0	0.420	ug/L		12/10/25 09:56	12/10/25 17:33	1
2,4,5-Trichlorophenol	ND		10.0	0.540	ug/L		12/10/25 09:56	12/10/25 17:33	1
2,4,6-Trichlorophenol	ND		10.0	1.09	ug/L		12/10/25 09:56	12/10/25 17:33	1
2,4-Dichlorophenol	ND		10.0	0.570	ug/L		12/10/25 09:56	12/10/25 17:33	1
2,4-Dimethylphenol	ND		10.0	0.240	ug/L		12/10/25 09:56	12/10/25 17:33	1
2,4-Dinitrophenol	ND		30.0	4.68	ug/L		12/10/25 09:56	12/10/25 17:33	1
2,4-Dinitrotoluene	ND		10.0	0.650	ug/L		12/10/25 09:56	12/10/25 17:33	1
2,6-Dinitrotoluene	ND		10.0	0.290	ug/L		12/10/25 09:56	12/10/25 17:33	1
2-Chloronaphthalene	ND		10.0	0.380	ug/L		12/10/25 09:56	12/10/25 17:33	1
2-Chlorophenol	ND		10.0	0.840	ug/L		12/10/25 09:56	12/10/25 17:33	1
2-Methylnaphthalene	ND		10.0	0.810	ug/L		12/10/25 09:56	12/10/25 17:33	1
2-Methylphenol	ND		10.0	0.760	ug/L		12/10/25 09:56	12/10/25 17:33	1
2-Nitroaniline	ND		10.0	1.37	ug/L		12/10/25 09:56	12/10/25 17:33	1
2-Nitrophenol	ND		10.0	1.17	ug/L		12/10/25 09:56	12/10/25 17:33	1
3 & 4 Methylphenol	ND		20.0	4.60	ug/L		12/10/25 09:56	12/10/25 17:33	1
3,3'-Dichlorobenzidine	ND		11.0	0.410	ug/L		12/10/25 09:56	12/10/25 17:33	1
3-Nitroaniline	ND		10.0	0.950	ug/L		12/10/25 09:56	12/10/25 17:33	1
4,6-Dinitro-2-methylphenol	ND		10.0	1.97	ug/L		12/10/25 09:56	12/10/25 17:33	1
4-Bromophenyl phenyl ether	ND		10.0	0.130	ug/L		12/10/25 09:56	12/10/25 17:33	1
4-Chloro-3-methylphenol	ND		10.0	0.730	ug/L		12/10/25 09:56	12/10/25 17:33	1
4-Chloroaniline	ND		10.0	0.580	ug/L		12/10/25 09:56	12/10/25 17:33	1

Eurofins Raleigh

QC Sample Results

Client: S&ME Inc
Project/Site: Lyon Park

Job ID: 752-39946-1

Method: 8270E - Semivolatile Organic Compounds (GC-MS/MS) (Continued)

Lab Sample ID: MB 400-733279/1-A

Client Sample ID: Method Blank

Matrix: Water

Prep Type: Total/NA

Analysis Batch: 733300

Prep Batch: 733279

Analyte	MB	MB	RL	MDL	Unit	D	Prepared	Analyzed	Dil Fac
	Result	Qualifier							
4-Chlorophenyl phenyl ether	ND		10.0	0.240	ug/L		12/10/25 09:56	12/10/25 17:33	1
4-Nitroaniline	ND		10.0	3.50	ug/L		12/10/25 09:56	12/10/25 17:33	1
4-Nitrophenol	ND		10.0	2.74	ug/L		12/10/25 09:56	12/10/25 17:33	1
Acenaphthene	ND		10.0	0.630	ug/L		12/10/25 09:56	12/10/25 17:33	1
Acenaphthylene	ND		10.0	0.760	ug/L		12/10/25 09:56	12/10/25 17:33	1
Acetophenone	ND		10.0	3.20	ug/L		12/10/25 09:56	12/10/25 17:33	1
Anthracene	ND		10.0	0.910	ug/L		12/10/25 09:56	12/10/25 17:33	1
Atrazine	ND		10.0	1.13	ug/L		12/10/25 09:56	12/10/25 17:33	1
Benzaldehyde	ND		10.0	0.670	ug/L		12/10/25 09:56	12/10/25 17:33	1
Benzo[a]anthracene	ND		10.0	1.00	ug/L		12/10/25 09:56	12/10/25 17:33	1
Benzo[a]pyrene	ND		10.0	1.10	ug/L		12/10/25 09:56	12/10/25 17:33	1
Benzo[b]fluoranthene	ND		10.0	1.20	ug/L		12/10/25 09:56	12/10/25 17:33	1
Benzo[g,h,i]perylene	ND		10.0	1.50	ug/L		12/10/25 09:56	12/10/25 17:33	1
Benzo[k]fluoranthene	ND		10.0	1.50	ug/L		12/10/25 09:56	12/10/25 17:33	1
bis(2-chloroisopropyl) ether	ND		10.0	0.930	ug/L		12/10/25 09:56	12/10/25 17:33	1
Bis(2-chloroethoxy)methane	ND		10.0	0.340	ug/L		12/10/25 09:56	12/10/25 17:33	1
Bis(2-chloroethyl)ether	ND		10.0	0.730	ug/L		12/10/25 09:56	12/10/25 17:33	1
Bis(2-ethylhexyl) phthalate	ND		10.0	4.00	ug/L		12/10/25 09:56	12/10/25 17:33	1
Butyl benzyl phthalate	ND		10.0	4.00	ug/L		12/10/25 09:56	12/10/25 17:33	1
Caprolactam	ND		10.0	2.40	ug/L		12/10/25 09:56	12/10/25 17:33	1
Carbazole	ND		10.0	0.320	ug/L		12/10/25 09:56	12/10/25 17:33	1
Chrysene	ND		10.0	1.20	ug/L		12/10/25 09:56	12/10/25 17:33	1
Dibenz(a,h)anthracene	ND		10.0	1.30	ug/L		12/10/25 09:56	12/10/25 17:33	1
Dibenzofuran	ND		10.0	0.640	ug/L		12/10/25 09:56	12/10/25 17:33	1
Diethyl phthalate	ND		10.0	4.00	ug/L		12/10/25 09:56	12/10/25 17:33	1
Dimethyl phthalate	ND		10.0	4.00	ug/L		12/10/25 09:56	12/10/25 17:33	1
Di-n-butyl phthalate	ND		10.0	8.19	ug/L		12/10/25 09:56	12/10/25 17:33	1
Di-n-octyl phthalate	ND		10.0	4.00	ug/L		12/10/25 09:56	12/10/25 17:33	1
Fluoranthene	ND		10.0	0.630	ug/L		12/10/25 09:56	12/10/25 17:33	1
Fluorene	ND		10.0	0.670	ug/L		12/10/25 09:56	12/10/25 17:33	1
Hexachlorobenzene	ND		10.0	0.250	ug/L		12/10/25 09:56	12/10/25 17:33	1
Hexachlorobutadiene	ND		10.0	0.550	ug/L		12/10/25 09:56	12/10/25 17:33	1
Hexachlorocyclopentadiene	ND		20.0	0.320	ug/L		12/10/25 09:56	12/10/25 17:33	1
Hexachloroethane	ND		10.0	0.530	ug/L		12/10/25 09:56	12/10/25 17:33	1
Indeno[1,2,3-cd]pyrene	ND		10.0	1.10	ug/L		12/10/25 09:56	12/10/25 17:33	1
Isophorone	ND		10.0	0.800	ug/L		12/10/25 09:56	12/10/25 17:33	1
Naphthalene	ND		10.0	0.750	ug/L		12/10/25 09:56	12/10/25 17:33	1
Nitrobenzene	ND		10.0	0.600	ug/L		12/10/25 09:56	12/10/25 17:33	1
N-Nitrosodi-n-propylamine	ND		10.0	0.330	ug/L		12/10/25 09:56	12/10/25 17:33	1
N-Nitrosodiphenylamine	ND		10.0	0.190	ug/L		12/10/25 09:56	12/10/25 17:33	1
Pentachlorophenol	ND		10.0	2.80	ug/L		12/10/25 09:56	12/10/25 17:33	1
Phenanthrene	ND		10.0	0.740	ug/L		12/10/25 09:56	12/10/25 17:33	1
Phenol	ND		10.0	0.680	ug/L		12/10/25 09:56	12/10/25 17:33	1
Pyrene	ND		10.0	0.630	ug/L		12/10/25 09:56	12/10/25 17:33	1

Surrogate	MB	MB	Limits	Prepared	Analyzed	Dil Fac
	%Recovery	Qualifier				
2,4,6-Tribromophenol (Surr)	97		10 - 150	12/10/25 09:56	12/10/25 17:33	1
2-Fluorobiphenyl (Surr)	78		25 - 139	12/10/25 09:56	12/10/25 17:33	1

Eurofins Raleigh

QC Sample Results

Client: S&ME Inc
Project/Site: Lyon Park

Job ID: 752-39946-1

Method: 8270E - Semivolatile Organic Compounds (GC-MS/MS) (Continued)

Lab Sample ID: MB 400-733279/1-A

Matrix: Water

Analysis Batch: 733300

Client Sample ID: Method Blank

Prep Type: Total/NA

Prep Batch: 733279

Surrogate	MB MB		Limits	Prepared	Analyzed	Dil Fac
	%Recovery	Qualifier				
2-Fluorophenol (Surr)	81		10 - 150	12/10/25 09:56	12/10/25 17:33	1
Nitrobenzene-d5 (Surr)	80		22 - 150	12/10/25 09:56	12/10/25 17:33	1
Phenol-d5 (Surr)	88		10 - 150	12/10/25 09:56	12/10/25 17:33	1
Terphenyl-d14 (Surr)	75		28 - 150	12/10/25 09:56	12/10/25 17:33	1

Lab Sample ID: LCS 400-733279/2-A

Matrix: Water

Analysis Batch: 733300

Client Sample ID: Lab Control Sample

Prep Type: Total/NA

Prep Batch: 733279

Analyte	Spike Added	LCS Result	LCS Qualifier	Unit	D	%Rec	%Rec Limits
2,4,5-Trichlorophenol	33.3	30.55		ug/L		92	27 - 136
2,4,6-Trichlorophenol	33.3	30.30		ug/L		91	21 - 132
2,4-Dichlorophenol	33.3	28.76		ug/L		86	30 - 125
2,4-Dimethylphenol	33.3	22.18		ug/L		67	10 - 142
2,4-Dinitrophenol	66.7	59.83		ug/L		90	10 - 150
2,4-Dinitrotoluene	33.3	26.34		ug/L		79	30 - 129
2,6-Dinitrotoluene	33.3	28.92		ug/L		87	34 - 132
2-Chloronaphthalene	33.3	22.24		ug/L		67	10 - 150
2-Chlorophenol	33.3	27.24		ug/L		82	28 - 127
2-Methylnaphthalene	33.3	23.46		ug/L		70	24 - 150
2-Methylphenol	33.3	25.95		ug/L		78	11 - 121
2-Nitroaniline	33.3	28.49		ug/L		85	31 - 141
2-Nitrophenol	33.3	30.62		ug/L		92	31 - 142
3 & 4 Methylphenol	33.3	25.60		ug/L		77	10 - 150
3,3'-Dichlorobenzidine	66.7	31.83		ug/L		48	10 - 150
3-Nitroaniline	33.3	26.26		ug/L		79	33 - 136
4,6-Dinitro-2-methylphenol	66.7	55.09		ug/L		83	10 - 150
4-Bromophenyl phenyl ether	33.3	25.20		ug/L		76	24 - 120
4-Chloro-3-methylphenol	33.3	27.31		ug/L		82	10 - 137
4-Chloroaniline	33.3	24.89		ug/L		75	10 - 150
4-Chlorophenyl phenyl ether	33.3	23.07		ug/L		69	31 - 110
4-Nitroaniline	33.3	23.81		ug/L		71	37 - 139
4-Nitrophenol	66.7	56.42		ug/L		85	10 - 150
Acenaphthene	33.3	24.21		ug/L		73	29 - 150
Acenaphthylene	33.3	24.93		ug/L		75	30 - 150
Acetophenone	33.3	23.76		ug/L		71	27 - 119
Anthracene	33.3	24.93		ug/L		75	31 - 150
Atrazine	33.3	27.68		ug/L		83	10 - 150
Benzaldehyde	33.3	22.17		ug/L		67	10 - 150
Benzo[a]anthracene	33.3	24.34		ug/L		73	36 - 150
Benzo[a]pyrene	33.3	25.28		ug/L		76	29 - 150
Benzo[b]fluoranthene	33.3	25.85		ug/L		78	32 - 150
Benzo[g,h,i]perylene	33.3	25.14		ug/L		75	28 - 150
Benzo[k]fluoranthene	33.3	25.12		ug/L		75	30 - 150
bis (2-chloroisopropyl) ether	33.3	24.02		ug/L		72	32 - 115
Bis(2-chloroethoxy)methane	33.3	27.14		ug/L		81	34 - 120
Bis(2-chloroethyl)ether	33.3	26.36		ug/L		79	32 - 114

Eurofins Raleigh

QC Sample Results

Client: S&ME Inc
Project/Site: Lyon Park

Job ID: 752-39946-1

Method: 8270E - Semivolatile Organic Compounds (GC-MS/MS) (Continued)

Lab Sample ID: LCS 400-733279/2-A

Matrix: Water

Analysis Batch: 733300

Client Sample ID: Lab Control Sample

Prep Type: Total/NA

Prep Batch: 733279

Analyte	Spike Added	LCS Result	LCS Qualifier	Unit	D	%Rec	%Rec Limits
Bis(2-ethylhexyl) phthalate	33.3	25.65		ug/L		77	24 - 133
Butyl benzyl phthalate	33.3	23.31		ug/L		70	24 - 140
Caprolactam	33.3	27.50		ug/L		82	10 - 150
Carbazole	33.3	24.96		ug/L		75	28 - 123
Chrysene	33.3	23.56		ug/L		71	34 - 150
Dibenz(a,h)anthracene	33.3	24.10		ug/L		72	29 - 150
Dibenzofuran	33.3	23.94		ug/L		72	35 - 110
Diethyl phthalate	33.3	18.53		ug/L		56	31 - 118
Dimethyl phthalate	33.3	20.14		ug/L		60	24 - 125
Di-n-butyl phthalate	33.3	22.98		ug/L		69	30 - 127
Di-n-octyl phthalate	33.3	26.70		ug/L		80	28 - 142
Fluoranthene	33.3	25.31		ug/L		76	30 - 150
Fluorene	33.3	25.09		ug/L		75	30 - 150
Hexachlorobenzene	33.3	25.66		ug/L		77	29 - 113
Hexachlorobutadiene	33.3	11.94		ug/L		36	10 - 117
Hexachlorocyclopentadiene	33.3	11.12	J	ug/L		33	10 - 150
Hexachloroethane	33.3	13.36		ug/L		40	10 - 112
Indeno[1,2,3-cd]pyrene	33.3	23.95		ug/L		72	28 - 150
Isophorone	33.3	25.16		ug/L		75	29 - 125
Naphthalene	33.3	21.67		ug/L		65	27 - 150
Nitrobenzene	33.3	25.72		ug/L		77	29 - 129
N-Nitrosodi-n-propylamine	33.3	28.38		ug/L		85	50 - 134
N-Nitrosodiphenylamine	33.1	25.09		ug/L		76	50 - 132
Pentachlorophenol	66.7	63.34		ug/L		95	14 - 150
Phenanthrene	33.3	24.91		ug/L		75	32 - 150
Phenol	33.3	30.44		ug/L		91	10 - 150
Pyrene	33.3	24.93		ug/L		75	30 - 150

Surrogate	LCS LCS		Limits
	%Recovery	Qualifier	
2,4,6-Tribromophenol (Surr)	93		10 - 150
2-Fluorobiphenyl (Surr)	76		25 - 139
2-Fluorophenol (Surr)	81		10 - 150
Nitrobenzene-d5 (Surr)	76		22 - 150
Phenol-d5 (Surr)	95		10 - 150
Terphenyl-d14 (Surr)	76		28 - 150

Method: 8270E SIM ID - Semivolatile Organic Compounds (GC/MS SIM / Isotope Dilution)

Lab Sample ID: MB 400-733227/1-A

Matrix: Water

Analysis Batch: 733474

Client Sample ID: Method Blank

Prep Type: Total/NA

Prep Batch: 733227

Analyte	MB MB		RL	MDL	Unit	D	Prepared	Analyzed	Dil Fac
	Result	Qualifier							
1,4-Dioxane	ND		0.300	0.300	ug/L		12/09/25 17:38	12/11/25 11:29	1

Isotope Dilution	MB MB		Limits	Prepared	Analyzed	Dil Fac
	%Recovery	Qualifier				
1,4-Dioxane-d8	29		10 - 140	12/09/25 17:38	12/11/25 11:29	1

Eurofins Raleigh

QC Sample Results

Client: S&ME Inc
Project/Site: Lyon Park

Job ID: 752-39946-1

Method: 8270E SIM ID - Semivolatile Organic Compounds (GC/MS SIM / Isotope Dilution) (Continued)

Lab Sample ID: LCS 400-733227/2-A
Matrix: Water
Analysis Batch: 733474

Client Sample ID: Lab Control Sample
Prep Type: Total/NA
Prep Batch: 733227

Analyte	Spike Added	LCS Result	LCS Qualifier	Unit	D	%Rec	%Rec Limits
1,4-Dioxane	16.0	16.35		ug/L		102	30 - 150
		LCS	LCS				
<i>Isotope Dilution</i>	<i>%Recovery</i>	<i>Qualifier</i>	<i>Limits</i>				
1,4-Dioxane-d8	34		10 - 140				

Lab Sample ID: LCSD 400-733227/3-A
Matrix: Water
Analysis Batch: 733474

Client Sample ID: Lab Control Sample Dup
Prep Type: Total/NA
Prep Batch: 733227

Analyte	Spike Added	LCSD Result	LCSD Qualifier	Unit	D	%Rec	%Rec Limits	RPD	Limit
1,4-Dioxane	16.0	17.82		ug/L		111	30 - 150	9	40
		LCSD	LCSD						
<i>Isotope Dilution</i>	<i>%Recovery</i>	<i>Qualifier</i>	<i>Limits</i>						
1,4-Dioxane-d8	29		10 - 140						

Method: 6020B - Metals (ICP/MS)

Lab Sample ID: MB 705-99859/1-A
Matrix: Water
Analysis Batch: 100197

Client Sample ID: Method Blank
Prep Type: Total Recoverable
Prep Batch: 99859

Analyte	MB Result	MB Qualifier	RL	MDL	Unit	D	Prepared	Analyzed	Dil Fac
Antimony	ND		5.00	2.45	ug/L		12/08/25 07:15	12/09/25 02:54	1
Arsenic	ND		5.00	1.32	ug/L		12/08/25 07:15	12/09/25 02:54	1
Barium	ND		10.0	0.410	ug/L		12/08/25 07:15	12/09/25 02:54	1
Beryllium	ND		1.00	0.147	ug/L		12/08/25 07:15	12/09/25 02:54	1
Cadmium	ND		0.700	0.237	ug/L		12/08/25 07:15	12/09/25 02:54	1
Chromium	ND		5.00	3.69	ug/L		12/08/25 07:15	12/09/25 02:54	1
Cobalt	ND		5.00	0.411	ug/L		12/08/25 07:15	12/09/25 02:54	1
Copper	ND		2.00	0.642	ug/L		12/08/25 07:15	12/09/25 02:54	1
Lead	ND		1.00	0.864	ug/L		12/08/25 07:15	12/09/25 02:54	1
Manganese	ND		5.00	1.29	ug/L		12/08/25 07:15	12/09/25 02:54	1
Nickel	ND		5.00	0.422	ug/L		12/08/25 07:15	12/09/25 02:54	1
Selenium	ND		5.00	2.29	ug/L		12/08/25 07:15	12/09/25 02:54	1
Silver	ND		1.00	0.167	ug/L		12/08/25 07:15	12/09/25 02:54	1
Thallium	0.5200	J	1.00	0.190	ug/L		12/08/25 07:15	12/09/25 02:54	1
Vanadium	ND		5.00	1.22	ug/L		12/08/25 07:15	12/09/25 02:54	1
Zinc	ND		10.0	8.91	ug/L		12/08/25 07:15	12/09/25 02:54	1

Lab Sample ID: LCS 705-99859/2-A
Matrix: Water
Analysis Batch: 100197

Client Sample ID: Lab Control Sample
Prep Type: Total Recoverable
Prep Batch: 99859

Analyte	Spike Added	LCS Result	LCS Qualifier	Unit	D	%Rec	%Rec Limits
Antimony	100	92.75		ug/L		93	80 - 120
Arsenic	100	92.49		ug/L		92	80 - 120
Barium	100	89.32		ug/L		89	80 - 120
Beryllium	100	97.88		ug/L		98	80 - 120

Eurofins Raleigh

QC Sample Results

Client: S&ME Inc
Project/Site: Lyon Park

Job ID: 752-39946-1

Method: 6020B - Metals (ICP/MS) (Continued)

Lab Sample ID: LCS 705-99859/2-A
Matrix: Water
Analysis Batch: 100197

Client Sample ID: Lab Control Sample
Prep Type: Total Recoverable
Prep Batch: 99859

Analyte	Spike Added	LCS Result	LCS Qualifier	Unit	D	%Rec	%Rec Limits
Cadmium	100	90.31		ug/L		90	80 - 120
Chromium	100	94.14		ug/L		94	80 - 120
Cobalt	100	97.24		ug/L		97	80 - 120
Copper	100	96.51		ug/L		97	80 - 120
Lead	100	97.51		ug/L		98	80 - 120
Manganese	100	95.80		ug/L		96	80 - 120
Nickel	100	98.74		ug/L		99	80 - 120
Selenium	100	102.1		ug/L		102	80 - 120
Silver	10.0	9.641		ug/L		96	80 - 120
Thallium	100	99.33		ug/L		99	80 - 120
Vanadium	100	93.19		ug/L		93	80 - 120
Zinc	100	94.93		ug/L		95	80 - 120

Method: 7470A - Mercury (CVAA)

Lab Sample ID: MB 705-100952/1-A
Matrix: Water
Analysis Batch: 101340

Client Sample ID: Method Blank
Prep Type: Total/NA
Prep Batch: 100952

Analyte	MB Result	MB Qualifier	RL	MDL	Unit	D	Prepared	Analyzed	Dil Fac
Mercury	ND		0.200	0.166	ug/L		12/11/25 19:50	12/11/25 23:18	1

Lab Sample ID: LCS 705-100952/2-A
Matrix: Water
Analysis Batch: 101340

Client Sample ID: Lab Control Sample
Prep Type: Total/NA
Prep Batch: 100952

Analyte	Spike Added	LCS Result	LCS Qualifier	Unit	D	%Rec	%Rec Limits
Mercury	4.00	4.328		ug/L		108	80 - 120

Method: 350.1-1993 R2.0 - Nitrogen, Ammonia

Lab Sample ID: MB 680-887595/32
Matrix: Water
Analysis Batch: 887595

Client Sample ID: Method Blank
Prep Type: Total/NA

Analyte	MB Result	MB Qualifier	RL	MDL	Unit	D	Prepared	Analyzed	Dil Fac
Ammonia	ND		0.250	0.100	mg/L			12/10/25 12:36	1

Lab Sample ID: MB 680-887595/52
Matrix: Water
Analysis Batch: 887595

Client Sample ID: Method Blank
Prep Type: Total/NA

Analyte	MB Result	MB Qualifier	RL	MDL	Unit	D	Prepared	Analyzed	Dil Fac
Ammonia	ND		0.250	0.100	mg/L			12/10/25 13:45	1

QC Sample Results

Client: S&ME Inc
Project/Site: Lyon Park

Job ID: 752-39946-1

Method: 350.1-1993 R2.0 - Nitrogen, Ammonia (Continued)

Lab Sample ID: LCS 680-887595/33
Matrix: Water
Analysis Batch: 887595

Client Sample ID: Lab Control Sample
Prep Type: Total/NA

Analyte	Spike Added	LCS Result	LCS Qualifier	Unit	D	%Rec	%Rec Limits
Ammonia	1.00	1.012		mg/L		101	90 - 110

Lab Sample ID: LCS 680-887595/53
Matrix: Water
Analysis Batch: 887595

Client Sample ID: Lab Control Sample
Prep Type: Total/NA

Analyte	Spike Added	LCS Result	LCS Qualifier	Unit	D	%Rec	%Rec Limits
Ammonia	1.00	0.9883		mg/L		99	90 - 110

Lab Sample ID: 752-39946-1 MS
Matrix: Water
Analysis Batch: 887595

Client Sample ID: MW-2
Prep Type: Total/NA

Analyte	Sample Result	Sample Qualifier	Spike Added	MS Result	MS Qualifier	Unit	D	%Rec	%Rec Limits
Ammonia	ND		1.00	1.061		mg/L		106	90 - 110

Lab Sample ID: 752-39946-1 MSD
Matrix: Water
Analysis Batch: 887595

Client Sample ID: MW-2
Prep Type: Total/NA

Analyte	Sample Result	Sample Qualifier	Spike Added	MSD Result	MSD Qualifier	Unit	D	%Rec	%Rec Limits	RPD	RPD Limit
Ammonia	ND		1.00	1.063		mg/L		106	90 - 110	0	30

Lab Sample ID: 752-39946-2 MS
Matrix: Water
Analysis Batch: 887595

Client Sample ID: MW-3
Prep Type: Total/NA

Analyte	Sample Result	Sample Qualifier	Spike Added	MS Result	MS Qualifier	Unit	D	%Rec	%Rec Limits
Ammonia	ND		1.00	0.9290		mg/L		93	90 - 110

Lab Sample ID: 752-39946-2 MSD
Matrix: Water
Analysis Batch: 887595

Client Sample ID: MW-3
Prep Type: Total/NA

Analyte	Sample Result	Sample Qualifier	Spike Added	MSD Result	MSD Qualifier	Unit	D	%Rec	%Rec Limits	RPD	RPD Limit
Ammonia	ND		1.00	0.9362		mg/L		94	90 - 110	1	30

Method: 353.2 - Nitrogen, Nitrite

Lab Sample ID: MB 752-14315/10
Matrix: Water
Analysis Batch: 14315

Client Sample ID: Method Blank
Prep Type: Total/NA

Analyte	MB Result	MB Qualifier	RL	MDL	Unit	D	Prepared	Analyzed	Dil Fac
Nitrite as N	ND		0.100	0.0168	mg/L			12/05/25 11:26	1

QC Sample Results

Client: S&ME Inc
Project/Site: Lyon Park

Job ID: 752-39946-1

Method: 353.2 - Nitrogen, Nitrite (Continued)

Lab Sample ID: MB 752-14315/41
Matrix: Water
Analysis Batch: 14315

Client Sample ID: Method Blank
Prep Type: Total/NA

Analyte	MB Result	MB Qualifier	RL	MDL	Unit	D	Prepared	Analyzed	Dil Fac
Nitrite as N	ND		0.100	0.0168	mg/L			12/05/25 15:34	1

Lab Sample ID: LCS 752-14315/13
Matrix: Water
Analysis Batch: 14315

Client Sample ID: Lab Control Sample
Prep Type: Total/NA

Analyte	Spike Added	LCS Result	LCS Qualifier	Unit	D	%Rec	%Rec Limits
Nitrite as N	1.00	1.006		mg/L		101	90 - 110

Lab Sample ID: LCSD 752-14315/60
Matrix: Water
Analysis Batch: 14315

Client Sample ID: Lab Control Sample Dup
Prep Type: Total/NA

Analyte	Spike Added	LCSD Result	LCSD Qualifier	Unit	D	%Rec	%Rec Limits	RPD	RPD Limit
Nitrite as N	1.00	0.9636		mg/L		96	90 - 110	1	10

Method: 353.2-1993 R2.0 - Nitrogen, Nitrate-Nitrite

Lab Sample ID: MB 680-887615/57
Matrix: Water
Analysis Batch: 887615

Client Sample ID: Method Blank
Prep Type: Total/NA

Analyte	MB Result	MB Qualifier	RL	MDL	Unit	D	Prepared	Analyzed	Dil Fac
Nitrate Nitrite as N	ND		0.100	0.0100	mg/L			12/11/25 12:38	1

Lab Sample ID: LCS 680-887615/58
Matrix: Water
Analysis Batch: 887615

Client Sample ID: Lab Control Sample
Prep Type: Total/NA

Analyte	Spike Added	LCS Result	LCS Qualifier	Unit	D	%Rec	%Rec Limits
Nitrate Nitrite as N	1.00	0.9520		mg/L		95	90 - 110

Lab Sample ID: MB 680-887629/12
Matrix: Water
Analysis Batch: 887629

Client Sample ID: Method Blank
Prep Type: Total/NA

Analyte	MB Result	MB Qualifier	RL	MDL	Unit	D	Prepared	Analyzed	Dil Fac
Nitrate Nitrite as N	ND		0.100	0.0100	mg/L			12/12/25 08:55	1

Lab Sample ID: LCS 680-887629/13
Matrix: Water
Analysis Batch: 887629

Client Sample ID: Lab Control Sample
Prep Type: Total/NA

Analyte	Spike Added	LCS Result	LCS Qualifier	Unit	D	%Rec	%Rec Limits
Nitrate Nitrite as N	1.00	0.9150		mg/L		92	90 - 110

QC Sample Results

Client: S&ME Inc
Project/Site: Lyon Park

Job ID: 752-39946-1

Method: SM 4500 SO4 E - Sulfate, Total

Lab Sample ID: MB 400-733054/20
Matrix: Water
Analysis Batch: 733054

Client Sample ID: Method Blank
Prep Type: Total/NA

Analyte	MB Result	MB Qualifier	RL	MDL	Unit	D	Prepared	Analyzed	Dil Fac
Sulfate	ND		5.00	1.40	mg/L			12/08/25 15:51	1

Lab Sample ID: LCS 400-733054/21
Matrix: Water
Analysis Batch: 733054

Client Sample ID: Lab Control Sample
Prep Type: Total/NA

Analyte	Spike Added	LCS Result	LCS Qualifier	Unit	D	%Rec	%Rec Limits
Sulfate	15.0	14.85		mg/L		99	90 - 110

Lab Sample ID: MRL 400-733054/22
Matrix: Water
Analysis Batch: 733054

Client Sample ID: Lab Control Sample
Prep Type: Total/NA

Analyte	Spike Added	MRL Result	MRL Qualifier	Unit	D	%Rec	%Rec Limits
Sulfate	5.00	5.396		mg/L		108	50 - 150

Lab Sample ID: 752-39946-1 MS
Matrix: Water
Analysis Batch: 733054

Client Sample ID: MW-2
Prep Type: Total/NA

Analyte	Sample Result	Sample Qualifier	Spike Added	MS Result	MS Qualifier	Unit	D	%Rec	%Rec Limits
Sulfate	29.4		10.0	38.00		mg/L		86	77 - 128

Lab Sample ID: 752-39946-1 MSD
Matrix: Water
Analysis Batch: 733054

Client Sample ID: MW-2
Prep Type: Total/NA

Analyte	Sample Result	Sample Qualifier	Spike Added	MSD Result	MSD Qualifier	Unit	D	%Rec	%Rec Limits	RPD	RPD Limit
Sulfate	29.4		10.0	37.71		mg/L		83	77 - 128	1	5

QC Association Summary

Client: S&ME Inc
Project/Site: Lyon Park

Job ID: 752-39946-1

GC/MS VOA

Analysis Batch: 733581

Lab Sample ID	Client Sample ID	Prep Type	Matrix	Method	Prep Batch
752-39946-1	MW-2	Total/NA	Water	8260D	
752-39946-2	MW-3	Total/NA	Water	8260D	
752-39946-3	120425-Dup-1	Total/NA	Water	8260D	
MB 400-733581/5	Method Blank	Total/NA	Water	8260D	
LCS 400-733581/1002	Lab Control Sample	Total/NA	Water	8260D	

GC/MS Semi VOA

Prep Batch: 733227

Lab Sample ID	Client Sample ID	Prep Type	Matrix	Method	Prep Batch
752-39946-1	MW-2	Total/NA	Water	3510C	
752-39946-2	MW-3	Total/NA	Water	3510C	
752-39946-3	120425-Dup-1	Total/NA	Water	3510C	
MB 400-733227/1-A	Method Blank	Total/NA	Water	3510C	
LCS 400-733227/2-A	Lab Control Sample	Total/NA	Water	3510C	
LCSD 400-733227/3-A	Lab Control Sample Dup	Total/NA	Water	3510C	

Prep Batch: 733279

Lab Sample ID	Client Sample ID	Prep Type	Matrix	Method	Prep Batch
752-39946-1	MW-2	Total/NA	Water	3511	
752-39946-2	MW-3	Total/NA	Water	3511	
752-39946-3	120425-Dup-1	Total/NA	Water	3511	
MB 400-733279/1-A	Method Blank	Total/NA	Water	3511	
LCS 400-733279/2-A	Lab Control Sample	Total/NA	Water	3511	

Analysis Batch: 733300

Lab Sample ID	Client Sample ID	Prep Type	Matrix	Method	Prep Batch
MB 400-733279/1-A	Method Blank	Total/NA	Water	8270E	733279
LCS 400-733279/2-A	Lab Control Sample	Total/NA	Water	8270E	733279

Analysis Batch: 733437

Lab Sample ID	Client Sample ID	Prep Type	Matrix	Method	Prep Batch
752-39946-1	MW-2	Total/NA	Water	8270E	733279
752-39946-2	MW-3	Total/NA	Water	8270E	733279
752-39946-3	120425-Dup-1	Total/NA	Water	8270E	733279

Analysis Batch: 733474

Lab Sample ID	Client Sample ID	Prep Type	Matrix	Method	Prep Batch
752-39946-1	MW-2	Total/NA	Water	8270E SIM ID	733227
752-39946-2	MW-3	Total/NA	Water	8270E SIM ID	733227
752-39946-3	120425-Dup-1	Total/NA	Water	8270E SIM ID	733227
MB 400-733227/1-A	Method Blank	Total/NA	Water	8270E SIM ID	733227
LCS 400-733227/2-A	Lab Control Sample	Total/NA	Water	8270E SIM ID	733227
LCSD 400-733227/3-A	Lab Control Sample Dup	Total/NA	Water	8270E SIM ID	733227

Metals

Prep Batch: 99859

Lab Sample ID	Client Sample ID	Prep Type	Matrix	Method	Prep Batch
752-39946-1	MW-2	Total Recoverable	Water	3005A	
752-39946-2	MW-3	Total Recoverable	Water	3005A	
752-39946-3	120425-Dup-1	Total Recoverable	Water	3005A	

Eurofins Raleigh

QC Association Summary

Client: S&ME Inc
Project/Site: Lyon Park

Job ID: 752-39946-1

Metals (Continued)

Prep Batch: 99859 (Continued)

Lab Sample ID	Client Sample ID	Prep Type	Matrix	Method	Prep Batch
MB 705-99859/1-A	Method Blank	Total Recoverable	Water	3005A	
LCS 705-99859/2-A	Lab Control Sample	Total Recoverable	Water	3005A	

Analysis Batch: 100197

Lab Sample ID	Client Sample ID	Prep Type	Matrix	Method	Prep Batch
752-39946-1	MW-2	Total Recoverable	Water	6020B	99859
752-39946-2	MW-3	Total Recoverable	Water	6020B	99859
752-39946-3	120425-Dup-1	Total Recoverable	Water	6020B	99859
MB 705-99859/1-A	Method Blank	Total Recoverable	Water	6020B	99859
LCS 705-99859/2-A	Lab Control Sample	Total Recoverable	Water	6020B	99859

Prep Batch: 100952

Lab Sample ID	Client Sample ID	Prep Type	Matrix	Method	Prep Batch
752-39946-1	MW-2	Total/NA	Water	7470A	
752-39946-2	MW-3	Total/NA	Water	7470A	
752-39946-3	120425-Dup-1	Total/NA	Water	7470A	
MB 705-100952/1-A	Method Blank	Total/NA	Water	7470A	
LCS 705-100952/2-A	Lab Control Sample	Total/NA	Water	7470A	

Analysis Batch: 101340

Lab Sample ID	Client Sample ID	Prep Type	Matrix	Method	Prep Batch
752-39946-1	MW-2	Total/NA	Water	7470A	100952
752-39946-2	MW-3	Total/NA	Water	7470A	100952
752-39946-3	120425-Dup-1	Total/NA	Water	7470A	100952
MB 705-100952/1-A	Method Blank	Total/NA	Water	7470A	100952
LCS 705-100952/2-A	Lab Control Sample	Total/NA	Water	7470A	100952

General Chemistry

Analysis Batch: 14315

Lab Sample ID	Client Sample ID	Prep Type	Matrix	Method	Prep Batch
752-39946-1	MW-2	Total/NA	Water	353.2	
752-39946-2	MW-3	Total/NA	Water	353.2	
752-39946-3	120425-Dup-1	Total/NA	Water	353.2	
MB 752-14315/10	Method Blank	Total/NA	Water	353.2	
MB 752-14315/41	Method Blank	Total/NA	Water	353.2	
LCS 752-14315/13	Lab Control Sample	Total/NA	Water	353.2	
LCSD 752-14315/60	Lab Control Sample Dup	Total/NA	Water	353.2	

Analysis Batch: 733054

Lab Sample ID	Client Sample ID	Prep Type	Matrix	Method	Prep Batch
752-39946-1	MW-2	Total/NA	Water	SM 4500 SO4 E	
752-39946-2	MW-3	Total/NA	Water	SM 4500 SO4 E	
752-39946-3	120425-Dup-1	Total/NA	Water	SM 4500 SO4 E	
MB 400-733054/20	Method Blank	Total/NA	Water	SM 4500 SO4 E	
LCS 400-733054/21	Lab Control Sample	Total/NA	Water	SM 4500 SO4 E	
MRL 400-733054/22	Lab Control Sample	Total/NA	Water	SM 4500 SO4 E	
752-39946-1 MS	MW-2	Total/NA	Water	SM 4500 SO4 E	
752-39946-1 MSD	MW-2	Total/NA	Water	SM 4500 SO4 E	

Eurofins Raleigh

QC Association Summary

Client: S&ME Inc
Project/Site: Lyon Park

Job ID: 752-39946-1

General Chemistry

Analysis Batch: 887546

Lab Sample ID	Client Sample ID	Prep Type	Matrix	Method	Prep Batch
752-39946-1	MW-2	Total/NA	Water	Nitrate by calc	
752-39946-2	MW-3	Total/NA	Water	Nitrate by calc	
752-39946-3	120425-Dup-1	Total/NA	Water	Nitrate by calc	

Analysis Batch: 887595

Lab Sample ID	Client Sample ID	Prep Type	Matrix	Method	Prep Batch
752-39946-1	MW-2	Total/NA	Water	350.1-1993 R2.0	
752-39946-2	MW-3	Total/NA	Water	350.1-1993 R2.0	
752-39946-3	120425-Dup-1	Total/NA	Water	350.1-1993 R2.0	
MB 680-887595/32	Method Blank	Total/NA	Water	350.1-1993 R2.0	
MB 680-887595/52	Method Blank	Total/NA	Water	350.1-1993 R2.0	
LCS 680-887595/33	Lab Control Sample	Total/NA	Water	350.1-1993 R2.0	
LCS 680-887595/53	Lab Control Sample	Total/NA	Water	350.1-1993 R2.0	
752-39946-1 MS	MW-2	Total/NA	Water	350.1-1993 R2.0	
752-39946-1 MSD	MW-2	Total/NA	Water	350.1-1993 R2.0	
752-39946-2 MS	MW-3	Total/NA	Water	350.1-1993 R2.0	
752-39946-2 MSD	MW-3	Total/NA	Water	350.1-1993 R2.0	

Analysis Batch: 887615

Lab Sample ID	Client Sample ID	Prep Type	Matrix	Method	Prep Batch
752-39946-1	MW-2	Total/NA	Water	353.2-1993 R2.0	
752-39946-2	MW-3	Total/NA	Water	353.2-1993 R2.0	
MB 680-887615/57	Method Blank	Total/NA	Water	353.2-1993 R2.0	
LCS 680-887615/58	Lab Control Sample	Total/NA	Water	353.2-1993 R2.0	

Analysis Batch: 887629

Lab Sample ID	Client Sample ID	Prep Type	Matrix	Method	Prep Batch
752-39946-3	120425-Dup-1	Total/NA	Water	353.2-1993 R2.0	
MB 680-887629/12	Method Blank	Total/NA	Water	353.2-1993 R2.0	
LCS 680-887629/13	Lab Control Sample	Total/NA	Water	353.2-1993 R2.0	

Lab Chronicle

Client: S&ME Inc
Project/Site: Lyon Park

Job ID: 752-39946-1

Client Sample ID: MW-2

Lab Sample ID: 752-39946-1

Date Collected: 12/04/25 09:15

Matrix: Water

Date Received: 12/05/25 08:00

Prep Type	Batch Type	Batch Method	Run	Dilution Factor	Batch Number	Batch Analyst	Lab	Prepared or Analyzed
Total/NA	Analysis	8260D		1	733581	RSG	EET PEN	12/12/25 19:55
Total/NA	Prep	3511			733279	HG	EET PEN	12/10/25 15:29
Total/NA	Analysis	8270E		1	733437	JAW	EET PEN	12/11/25 22:35
Total/NA	Prep	3510C			733227	STC	EET PEN	12/09/25 17:38
Total/NA	Analysis	8270E SIM ID		1	733474	VC1	EET PEN	12/11/25 16:04
Total Recoverable	Prep	3005A			99859	EF	EET ATL	12/08/25 07:15
Total Recoverable	Analysis	6020B		1	100197	IF	EET ATL	12/09/25 03:54
Total/NA	Prep	7470A			100952	TA	EET ATL	12/11/25 19:50
Total/NA	Analysis	7470A		1	101340	TA	EET ATL	12/12/25 00:10
Total/NA	Analysis	350.1-1993 R2.0		1	887595	DJ	EET SAV	12/10/25 12:55
Total/NA	Analysis	353.2		1	14315	CB	EET RAL	12/05/25 11:48
Total/NA	Analysis	353.2-1993 R2.0		5	887615	NVF	EET SAV	12/11/25 15:42
Total/NA	Analysis	Nitrate by calc		1	887546	ALG	EET SAV	12/11/25 16:15
Total/NA	Analysis	SM 4500 SO4 E		1	733054	CJK	EET PEN	12/08/25 16:25

Client Sample ID: MW-3

Lab Sample ID: 752-39946-2

Date Collected: 12/04/25 09:05

Matrix: Water

Date Received: 12/05/25 08:00

Prep Type	Batch Type	Batch Method	Run	Dilution Factor	Batch Number	Batch Analyst	Lab	Prepared or Analyzed
Total/NA	Analysis	8260D		1	733581	RSG	EET PEN	12/12/25 20:21
Total/NA	Prep	3511			733279	HG	EET PEN	12/10/25 15:29
Total/NA	Analysis	8270E		1	733437	JAW	EET PEN	12/11/25 23:05
Total/NA	Prep	3510C			733227	STC	EET PEN	12/09/25 17:38
Total/NA	Analysis	8270E SIM ID		1	733474	VC1	EET PEN	12/11/25 16:25
Total Recoverable	Prep	3005A			99859	EF	EET ATL	12/08/25 07:15
Total Recoverable	Analysis	6020B		1	100197	IF	EET ATL	12/09/25 03:57
Total/NA	Prep	7470A			100952	TA	EET ATL	12/11/25 19:50
Total/NA	Analysis	7470A		1	101340	TA	EET ATL	12/12/25 00:14
Total/NA	Analysis	350.1-1993 R2.0		1	887595	DJ	EET SAV	12/10/25 13:32
Total/NA	Analysis	353.2		1	14315	CB	EET RAL	12/05/25 11:49
Total/NA	Analysis	353.2-1993 R2.0		5	887615	NVF	EET SAV	12/11/25 15:43
Total/NA	Analysis	Nitrate by calc		1	887546	ALG	EET SAV	12/11/25 16:15
Total/NA	Analysis	SM 4500 SO4 E		1	733054	CJK	EET PEN	12/08/25 16:25

Client Sample ID: 120425-Dup-1

Lab Sample ID: 752-39946-3

Date Collected: 12/04/25 00:00

Matrix: Water

Date Received: 12/05/25 08:00

Prep Type	Batch Type	Batch Method	Run	Dilution Factor	Batch Number	Batch Analyst	Lab	Prepared or Analyzed
Total/NA	Analysis	8260D		1	733581	RSG	EET PEN	12/12/25 20:48
Total/NA	Prep	3511			733279	HG	EET PEN	12/10/25 15:29
Total/NA	Analysis	8270E		1	733437	JAW	EET PEN	12/11/25 23:34

Eurofins Raleigh

Lab Chronicle

Client: S&ME Inc
Project/Site: Lyon Park

Job ID: 752-39946-1

Client Sample ID: 120425-Dup-1

Lab Sample ID: 752-39946-3

Date Collected: 12/04/25 00:00

Matrix: Water

Date Received: 12/05/25 08:00

Prep Type	Batch Type	Batch Method	Run	Dilution Factor	Batch Number	Batch Analyst	Lab	Prepared or Analyzed
Total/NA	Prep	3510C			733227	STC	EET PEN	12/09/25 17:38
Total/NA	Analysis	8270E SIM ID		1	733474	VC1	EET PEN	12/11/25 16:46
Total Recoverable	Prep	3005A			99859	EF	EET ATL	12/08/25 07:15
Total Recoverable	Analysis	6020B		1	100197	IF	EET ATL	12/09/25 03:59
Total/NA	Prep	7470A			100952	TA	EET ATL	12/11/25 19:50
Total/NA	Analysis	7470A		1	101340	TA	EET ATL	12/12/25 00:17
Total/NA	Analysis	350.1-1993 R2.0		1	887595	DJ	EET SAV	12/10/25 13:51
Total/NA	Analysis	353.2		1	14315	CB	EET RAL	12/05/25 11:50
Total/NA	Analysis	353.2-1993 R2.0		2	887629	NVF	EET SAV	12/12/25 09:15
Total/NA	Analysis	Nitrate by calc		1	887546	ALG	EET SAV	12/14/25 09:38
Total/NA	Analysis	SM 4500 SO4 E		1	733054	CJK	EET PEN	12/08/25 16:27

Laboratory References:

- EET ATL = Eurofins Atlanta, 3080 Presidential Dr, Atlanta, GA 30340, TEL (770)457-8177
- EET PEN = Eurofins Pensacola, 3355 McLemore Drive, Pensacola, FL 32514, TEL (850)474-1001
- EET RAL = Eurofins Raleigh, 104 Woodwinds Industrial Court, Suite A, Cary, NC 27511, TEL (919)467-3090
- EET SAV = Eurofins Savannah, 5102 LaRoche Avenue, Savannah, GA 31404, TEL (912)354-7858



Accreditation/Certification Summary

Client: S&ME Inc
Project/Site: Lyon Park

Job ID: 752-39946-1

Laboratory: Eurofins Raleigh

The accreditations/certifications listed below are applicable to this report.

Authority	Program	Identification Number	Expiration Date
North Carolina (WW/SW)	State	591	12-31-25

Laboratory: Eurofins Atlanta

The accreditations/certifications listed below are applicable to this report.

Authority	Program	Identification Number	Expiration Date
North Carolina (WW/SW)	State	562	12-31-25

Laboratory: Eurofins Pensacola

Unless otherwise noted, all analytes for this laboratory were covered under each accreditation/certification below.

Authority	Program	Identification Number	Expiration Date
North Carolina (WW/SW)	State	314	12-31-25

The following analytes are included in this report, but the laboratory is not certified by the governing authority. This list may include analytes for which the agency does not offer certification.

Analysis Method	Prep Method	Matrix	Analyte
8260D		Water	Hexane
8260D		Water	n-Heptane
8270E	3511	Water	3 & 4 Methylphenol
8270E	3511	Water	4-Nitrophenol

Laboratory: Eurofins Savannah

The accreditations/certifications listed below are applicable to this report.

Authority	Program	Identification Number	Expiration Date
North Carolina (WW/SW)	State	269	12-31-25

Method Summary

Client: S&ME Inc
Project/Site: Lyon Park

Job ID: 752-39946-1

Method	Method Description	Protocol	Laboratory
8260D	Volatile Organic Compounds by GC/MS	SW846	EET PEN
8270E	Semivolatile Organic Compounds (GC-MS/MS)	SW846	EET PEN
8270E SIM ID	Semivolatile Organic Compounds (GC/MS SIM / Isotope Dilution)	SW846	EET PEN
6020B	Metals (ICP/MS)	SW846	EET ATL
7470A	Mercury (CVAA)	SW846	EET ATL
350.1-1993 R2.0	Nitrogen, Ammonia	MCAWW	EET SAV
353.2	Nitrogen, Nitrite	EPA	EET RAL
353.2-1993 R2.0	Nitrogen, Nitrate-Nitrite	MCAWW	EET SAV
Nitrate by calc	Nitrogen, Nitrate-Nitrite	SM	EET SAV
SM 4500 SO4 E	Sulfate, Total	SM	EET PEN
3005A	Preparation, Total Recoverable or Dissolved Metals	SW846	EET ATL
3510C	Liquid-Liquid Extraction (Separatory Funnel)	SW846	EET PEN
3511	Microextraction of Organic Compounds	SW846	EET PEN
5030C	Purge and Trap	SW846	EET PEN
7470A	Preparation, Mercury	SW846	EET ATL

Protocol References:

- EPA = US Environmental Protection Agency
- MCAWW = "Methods For Chemical Analysis Of Water And Wastes", EPA-600/4-79-020, March 1983 And Subsequent Revisions.
- SM = "Standard Methods For The Examination Of Water And Wastewater"
- SW846 = "Test Methods For Evaluating Solid Waste, Physical/Chemical Methods", Third Edition, November 1986 And Its Updates.

Laboratory References:

- EET ATL = Eurofins Atlanta, 3080 Presidential Dr, Atlanta, GA 30340, TEL (770)457-8177
- EET PEN = Eurofins Pensacola, 3355 McLemore Drive, Pensacola, FL 32514, TEL (850)474-1001
- EET RAL = Eurofins Raleigh, 104 Woodwinds Industrial Court, Suite A, Cary, NC 27511, TEL (919)467-3090
- EET SAV = Eurofins Savannah, 5102 LaRoche Avenue, Savannah, GA 31404, TEL (912)354-7858

Sample Summary

Client: S&ME Inc
Project/Site: Lyon Park

Job ID: 752-39946-1

Lab Sample ID	Client Sample ID	Matrix	Collected	Received	Sample Origin
752-39946-1	MW-2	Water	12/04/25 09:15	12/05/25 08:00	North Carolina
752-39946-2	MW-3	Water	12/04/25 09:05	12/05/25 08:00	North Carolina
752-39946-3	120425-Dup-1	Water	12/04/25 00:00	12/05/25 08:00	North Carolina


- 1
- 2
- 3
- 4
- 5
- 6
- 7
- 8
- 9
- 10
- 11
- 12
- 13
- 14
- 15
- 16

Eurofins Savannah

5102 LaRoche Avenue
Savannah, GA 31404
Phone (912) 354-7858 Phone (912) 352-0165

Chain of Custody Record

eurofins | Environment Testing

Client Information		Sampler: <u>Chad Parker</u>		Lab PM: Bechtold, Chad		Carrier Tracking No(s):		COC No: 680-170211-59871.1																																																																																																											
Client Contact: Jerry Paul		Phone: <u>(912) 337-7499</u>		E-Mail: Chad.Bechtold@et.eurofinsus.com		State of Origin:		Page: <u>1 of 1</u>																																																																																																											
Company: S&ME Inc		PWSID:		Analysis Requested						Job #:																																																																																																									
Address: 3201 Spring Forest Road		Due Date Requested:		<table border="1"> <tr> <td>Field Filtered Sample (Yes or No):</td> <td></td> <td></td> <td></td> <td></td> <td></td> <td></td> <td></td> <td></td> <td></td> <td></td> <td rowspan="5">Total Number of containers</td> </tr> <tr> <td>Perform MS/MSD (Yes or No)</td> <td></td> <td></td> <td></td> <td></td> <td></td> <td></td> <td></td> <td></td> <td></td> <td></td> </tr> <tr> <td>8270E_QQQ - SVOC TCL OUM4.2</td> <td></td> <td></td> <td></td> <td></td> <td></td> <td></td> <td></td> <td></td> <td></td> <td></td> </tr> <tr> <td>8270E_SIM_ID_D6 - 1,4 Dioxane</td> <td></td> <td></td> <td></td> <td></td> <td></td> <td></td> <td></td> <td></td> <td></td> <td></td> </tr> <tr> <td>360.1 - Ammonia as N; 363.2 - NOx, Nitrate, Calc</td> <td></td> <td></td> <td></td> <td></td> <td></td> <td></td> <td></td> <td></td> <td></td> <td></td> </tr> <tr> <td>8280D - VOC NC 02L List</td> <td></td> <td></td> <td></td> <td></td> <td></td> <td></td> <td></td> <td></td> <td></td> <td></td> <td></td> </tr> <tr> <td>6020B - PRLF Metals; 7470A - Hg</td> <td></td> <td></td> <td></td> <td></td> <td></td> <td></td> <td></td> <td></td> <td></td> <td></td> <td></td> </tr> <tr> <td>363.2, Nitrite - Nitrite (48 Hour H₂)</td> <td></td> <td></td> <td></td> <td></td> <td></td> <td></td> <td></td> <td></td> <td></td> <td></td> <td></td> </tr> <tr> <td>SM4600_S04_E - Sulfate</td> <td></td> <td></td> <td></td> <td></td> <td></td> <td></td> <td></td> <td></td> <td></td> <td></td> <td></td> </tr> </table>						Field Filtered Sample (Yes or No):											Total Number of containers	Perform MS/MSD (Yes or No)											8270E_QQQ - SVOC TCL OUM4.2											8270E_SIM_ID_D6 - 1,4 Dioxane											360.1 - Ammonia as N; 363.2 - NOx, Nitrate, Calc											8280D - VOC NC 02L List												6020B - PRLF Metals; 7470A - Hg												363.2, Nitrite - Nitrite (48 Hour H ₂)												SM4600_S04_E - Sulfate												Preservation Codes: N - None S - H2SO4 A - HCL D - HNO3	
Field Filtered Sample (Yes or No):																	Total Number of containers																																																																																																		
Perform MS/MSD (Yes or No)																																																																																																																			
8270E_QQQ - SVOC TCL OUM4.2																																																																																																																			
8270E_SIM_ID_D6 - 1,4 Dioxane																																																																																																																			
360.1 - Ammonia as N; 363.2 - NOx, Nitrate, Calc																																																																																																																			
8280D - VOC NC 02L List																																																																																																																			
6020B - PRLF Metals; 7470A - Hg																																																																																																																			
363.2, Nitrite - Nitrite (48 Hour H ₂)																																																																																																																			
SM4600_S04_E - Sulfate																																																																																																																			
City: Raleigh		TAT Requested (days): <u>STANDARD TAT</u>		 <p>752-39946 COC</p>																																																																																																															
State, Zip: NC, 27616		Compliance Project: <input type="checkbox"/> Yes <input type="checkbox"/> No																																																																																																																	
Phone: 919-872-2660(Tel) 919-876-3958(Fax)		PO #: 23050630BJ																																																																																																																	
Email: jpaul@smeinc.com		WO #:																																																																																																																	
Project Name: Lyon Park		Project #: 68026680		Other:																																																																																																															
Site:		SSOW#:																																																																																																																	
Sample Identification		Sample Date		Sample Time		Sample Type (C=comp, G=grab)		Matrix (W=water, S=solid, O=soils/sediment, BT=Tissue, A=Air, DW=Drinking Water)		Field Filtered Sample (Yes or No)		Special Instructions/Note:																																																																																																							
										Field Filtered Sample (Yes or No): Perform MS/MSD (Yes or No): 8270E_QQQ - SVOC TCL OUM4.2 8270E_SIM_ID_D6 - 1,4 Dioxane 360.1 - Ammonia as N; 363.2 - NOx, Nitrate, Calc 8280D - VOC NC 02L List 6020B - PRLF Metals; 7470A - Hg 363.2, Nitrite - Nitrite (48 Hour H ₂) SM4600_S04_E - Sulfate																																																																																																									
										Preservation Code:																																																																																																									
<u>MW-2</u>		<u>12/4/25</u>		<u>0915</u>		<u>G</u>		<u>W</u>		<input checked="" type="checkbox"/> N <input checked="" type="checkbox"/> N <input checked="" type="checkbox"/> S <input checked="" type="checkbox"/> A <input checked="" type="checkbox"/> D <input checked="" type="checkbox"/> N <input checked="" type="checkbox"/> N																																																																																																									
<u>MW-3</u>		<u>1</u>		<u>0905</u>		<u>↓</u>		<u>↓</u>		<input checked="" type="checkbox"/> N <input checked="" type="checkbox"/> N <input checked="" type="checkbox"/> S <input checked="" type="checkbox"/> A <input checked="" type="checkbox"/> D <input checked="" type="checkbox"/> N <input checked="" type="checkbox"/> N																																																																																																									
<u>120425 Dup-1</u>		<u>1</u>		<u>1</u>		<u>↓</u>		<u>↓</u>		<input checked="" type="checkbox"/> N <input checked="" type="checkbox"/> N <input checked="" type="checkbox"/> S <input checked="" type="checkbox"/> A <input checked="" type="checkbox"/> D <input checked="" type="checkbox"/> N <input checked="" type="checkbox"/> N																																																																																																									

Possible Hazard Identification
 Non-Hazard Flammable Skin Irritant Poison B Unknown Radiological

Sample Disposal (A fee may be assessed if samples are retained longer than 1 month)
 Return To Client Disposal By Lab Archive For _____ Months

Deliverable Requested: I, II, III, IV, Other (specify)

Special Instructions/QC Requirements:

Empty Kit Relinquished by:		Date:		Time:		Method of Shipment:	
Relinquished by: <u>[Signature]</u>		Date/Time: <u>12/4/25 1750</u>		Company: <u>S&ME</u>		Received by: <u>[Signature]</u>	
Relinquished by:		Date/Time:		Company:		Received by:	
Relinquished by:		Date/Time:		Company:		Received by:	
Custody Seals Intact: <input type="checkbox"/> Yes <input type="checkbox"/> No		Custody Seal No.:		Cooler Temperature(s) °C and Other Remarks: <u>1.6 (1.4) 0.9 (0.7)</u> <u>+ 3 coolers</u>			

Initial Temperature: 1.4 °C
 Correction Factor: -0.2 °C
 Corrected Temperature: 1.2 °C
 Temp IR Gun: CRY-T-132
 Initials: (R) BR PG DW DO



Client Information (Sub Contract Lab)		Sampler: N/A	Lab PM: Bechtold, Chad	Carrier Tracking No(s): N/A	COC No: 752-7442-1
Client Contact: Shipping/Receiving		Phone: N/A	E-Mail: Chad.Bechtold@et.eurofins.com	State of Origin: North Carolina	Page: 1 of 1
Company: Eurofins Environment Testing Southeast L		Accreditations Required (See note): State - North Carolina (WW/SW)		Job #: 752-39946-1	Preservation Codes:
Address: 3355 McLemore Drive, Pensacola, FL 32514		Due Date Requested: 12/15/2025		Analysis Requested:	
City: Pensacola		TAT Requested (days): N/A		SM4500_SO4_ESulfate, Total	
State Zip: FL, 32514		PO #: N/A		8270E_SIM_ID_D53510C_LV14_Dioxane	
Phone: 850-474-1001 (Tel) 850-478-2671 (Fax)		WO #: N/A		8270E_QQ/3511(MOD) SVOC TCL OL M4.2	
Email: N/A		Project #: 68026680		8260D/S030CVOC NC 02L List	
Project Name: Lyon Park		SSOW#: N/A		Perform MMSD (Yes or No)	
Site: N/A		Matrix (w=water, s=solid, o=wastewater, BT=TESSIE, A=All)		Total Number of Parameters	
Sample Identification - Client ID (Lab ID)		Sample Date		Sample Time	
MMW-2 (752-39946-1)	12/4/25	09 15 Eastern	G	Water	X X X
MMW-3 (752-39946-2)	12/4/25	09 05 Eastern	G	Water	X X X
120425-Dup-1 (752-39946-3)	12/4/25	Eastern	G	Water	X X X
Special Instructions/Note:		Preservation Code:		Other: N/A	
Note: Since laboratory accreditations are subject to change, Eurofins Environment Testing Southeast, LLC places the ownership of method, analyte & accreditation compliance upon our subcontract laboratories. This sample shipment is forwarded under chain-of-custody. If the laboratory does not currently maintain accreditation in the State of Origin listed above for analysis/matrix being analyzed, the samples must be shipped back to the Eurofins Environment Testing Southeast, LLC laboratory or other instructions will be provided. Any changes to accreditation status should be brought to Eurofins Environment Testing Southeast, LLC attention immediately. If all requested accreditations are current to date, return the signed Chain of Custody attesting to said compliance to Eurofins Environment Testing Southeast, LLC.		Sample Disposal (A fee may be assessed if samples are retained longer than 1 month)		Return To Client <input type="checkbox"/> Disposal By Lab <input type="checkbox"/> Archive For _____ Months	
Possible Hazard Identification		Unconfirmed		Special Instructions/QC Requirements	
Deliverable Requested I, II, III, IV, Other (specify)		Primary Deliverable Rank: 2		Method of Shipment:	
Empty Kit Relinquished by		Date		Received by	
Relinquished by: Rachel Yonish		Date/Time: 12/15/25 1500		Date/Time:	
Relinquished by:		Date/Time:		Date/Time:	
Relinquished by:		Date/Time:		Date/Time:	
Custody Seals Intact: <input type="checkbox"/> Yes <input type="checkbox"/> No		Custody Seal No		Cooler Temperature(s) °C and Other Remarks: 0.0°C 0.0°C	



Eurofins Raleigh

104 Woodwinds Industrial Court Suite A
 Cary, NC 27511
 Phone: 919-467-3090

Chain of Custody Record



Environment Testing

Client Information (Sub Contract Lab)				Sampler: N/A	Lab PM: Bechtold, Chad	Carrier Tracking No(s): N/A	COC No: 752-7444.1							
Client Contact: Shipping/Receiving				Phone: N/A	E-Mail: Chad.Bechtold@et.eurofinsus.com	State of Origin: North Carolina	Page: Page 1 of 1							
Company: Eurofins Environment Testing Southeast L				Accreditations Required (See note): State - North Carolina (WW/SW)			Job #: 752-39946-1							
Address: 5102 LaRoche Avenue, City: Savannah State, Zip: GA, 31404				Due Date Requested: 12/15/2025	Analysis Requested			Preservation Codes: -						
Phone: 912-354-7858(Tel) 912-352-0165(Fax)				TAT Requested (days): N/A										
Email: N/A				PO #: N/A										
Project Name: Lyon Park				WO #: N/A										
Site: N/A				Project #: 68026680	SSOW#: N/A	Other: N/A								
Sample Identification - Client ID (Lab ID)				Sample Date	Sample Time	Sample Type (C=Comp, G=grab)	Matrix (W=water, S=solid, O=wastewater, BT=Tissue, A=Air)	Field Filled Sample (Yes or No)	Perform MS/MSD (Yes or No)	353.2_PresNitrate+Nitrite	Nitrate_CateNitrate	350.1(MOD) Ammonia	Total Number of Containers	Special Instructions/Note:
MW-2 (752-39946-1)				12/4/25	09:15 Eastern	G	Water		X	X	X			
MW-3 (752-39946-2)				12/4/25	09:05 Eastern	G	Water		X	X	X			
120425-Dup-1 (752-39946-3)				12/4/25	Eastern	G	Water		X	X	X			
<p>Note: Since laboratory accreditations are subject to change, Eurofins Environment Testing Southeast, LLC places the ownership of method, analyte & accreditation compliance upon our subcontract laboratories. This sample shipment is forwarded under chain-of-custody. If the laboratory does not currently maintain accreditation in the State of Origin listed above for analysis/tests/matrix being analyzed, the samples must be shipped back to the Eurofins Environment Testing Southeast, LLC laboratory or other instructions will be provided. Any changes to accreditation status should be brought to Eurofins Environment Testing Southeast, LLC attention immediately. If all requested accreditations are current to date, return the signed Chain of Custody attesting to said compliance to Eurofins Environment Testing Southeast, LLC.</p>														
Possible Hazard Identification								Sample Disposal (A fee may be assessed if samples are retained longer than 1 month)						
Unconfirmed								<input type="checkbox"/> Return To Client <input type="checkbox"/> Disposal By Lab <input type="checkbox"/> Archive For _____ Months						
Deliverable Requested: I, II, III, IV, Other (specify)				Primary Deliverable Rank: 2				Special Instructions/QC Requirements:						
Empty Kit Relinquished by:				Date:		Time:		Method of Shipment:						
Relinquished by: Rachel Yonish				Date/Time: 12/5/25 1500		Company:		Received by: <i>[Signature]</i>		Date/Time: 12/6/25 1045		Company:		
Relinquished by:				Date/Time:		Company:		Received by:		Date/Time:		Company:		
Relinquished by:				Date/Time:		Company:		Received by:		Date/Time:		Company:		
Custody Seals Intact: Δ Yes Δ No				Custody Seal No.:				Cooler Temperature(s) °C and Other Remarks: 3.1 / 3.2						



Login Sample Receipt Checklist

Client: S&ME Inc

Job Number: 752-39946-1

Login Number: 39946

List Number: 1

Creator: Yonish, Rachel

List Source: Eurofins Raleigh

Question	Answer	Comment
Radioactivity wasn't checked or is <=/ background as measured by a survey meter.	N/A	
The cooler's custody seal, if present, is intact.	True	
Sample custody seals, if present, are intact.	True	
The cooler or samples do not appear to have been compromised or tampered with.	True	
Samples were received on ice.	True	
Cooler Temperature is acceptable.	True	
Cooler Temperature is recorded.	True	
COC is present.	True	
COC is filled out in ink and legible.	True	
COC is filled out with all pertinent information.	True	
Is the Field Sampler's name present on COC?	True	
There are no discrepancies between the containers received and the COC.	True	
Samples are received within Holding Time (excluding tests with immediate HTs)	True	
Sample containers have legible labels.	True	
Containers are not broken or leaking.	True	
Sample collection date/times are provided.	True	
Appropriate sample containers are used.	True	
Sample bottles are completely filled.	True	
Sample Preservation Verified.	True	
There is sufficient vol. for all requested analyses, incl. any requested MS/MSDs	True	
Containers requiring zero headspace have no headspace or bubble is <6mm (1/4").	True	
Multiphasic samples are not present.	True	
Samples do not require splitting or compositing.	True	
Residual Chlorine Checked.	N/A	



Login Sample Receipt Checklist

Client: S&ME Inc

Job Number: 752-39946-1

Login Number: 39946

List Number: 3

Creator: Taylor, Renee

List Source: Eurofins Atlanta

List Creation: 12/06/25 04:31 PM

Question	Answer	Comment
The cooler's custody seal, if present, is intact.	True	
The cooler does not appear to have been compromised or tampered with.	True	
Samples were received on ice.	True	
Cooler Temperature is acceptable.	True	
Cooler Temperature is recorded.	True	
COC present.	True	
COC is filled out in ink and legible.	True	
COC is filled out with all pertinent information.	True	
Sample custody seals, if present, are intact.	True	
Sample collection date/times are provided.	True	
The samples do not appear to have been compromised or tampered with.	True	
Containers are not broken or leaking.	True	
There are no discrepancies between the containers received and the COC.	True	
Sample containers have legible labels.	True	
Appropriate sample containers were rec'd and sufficient volume for all analyses.	True	
Samples are received within Holding Time (excluding tests with immediate HTs).	True	
Containers requiring zero headspace have no headspace or bubble is <6mm (1/4").	True	
Is there sufficient air space in bottle for bacteriological analysis.	True	

Login Sample Receipt Checklist

Client: S&ME Inc

Job Number: 752-39946-1

Login Number: 39946

List Number: 4

Creator: Pardonner, Brett

List Source: Eurofins Pensacola

List Creation: 12/08/25 12:00 PM

Question	Answer	Comment
Radioactivity wasn't checked or is <=/ background as measured by a survey meter.	N/A	
The cooler's custody seal, if present, is intact.	True	
Sample custody seals, if present, are intact.	N/A	
The cooler or samples do not appear to have been compromised or tampered with.	True	
Samples were received on ice.	True	
Cooler Temperature is acceptable.	True	
Cooler Temperature is recorded.	True	0.0°C 0.0°C 0.0°C IR8
COC is present.	True	
COC is filled out in ink and legible.	True	
COC is filled out with all pertinent information.	True	
Is the Field Sampler's name present on COC?	True	
There are no discrepancies between the containers received and the COC.	True	
Samples are received within Holding Time (excluding tests with immediate HTs)	True	
Sample containers have legible labels.	True	
Containers are not broken or leaking.	True	
Sample collection date/times are provided.	True	
Appropriate sample containers are used.	True	
Sample bottles are completely filled.	True	
Sample Preservation Verified.	N/A	
There is sufficient vol. for all requested analyses, incl. any requested MS/MSDs	True	
Containers requiring zero headspace have no headspace or bubble is <6mm (1/4").	True	
Multiphasic samples are not present.	True	
Samples do not require splitting or compositing.	True	
Residual Chlorine Checked.	N/A	



Login Sample Receipt Checklist

Client: S&ME Inc

Job Number: 752-39946-1

Login Number: 39946

List Number: 2

Creator: Faught, Timothy

List Source: Eurofins Savannah

List Creation: 12/06/25 11:28 AM

Question	Answer	Comment
Radioactivity wasn't checked or is <=/ background as measured by a survey meter.	N/A	
The cooler's custody seal, if present, is intact.	True	
Sample custody seals, if present, are intact.	True	
The cooler or samples do not appear to have been compromised or tampered with.	True	
Samples were received on ice.	True	
Cooler Temperature is acceptable.	True	
Cooler Temperature is recorded.	True	
COC is present.	True	
COC is filled out in ink and legible.	True	
COC is filled out with all pertinent information.	True	
Is the Field Sampler's name present on COC?	True	
There are no discrepancies between the containers received and the COC.	True	
Samples are received within Holding Time (excluding tests with immediate HTs)	True	
Sample containers have legible labels.	True	
Containers are not broken or leaking.	True	
Sample collection date/times are provided.	True	
Appropriate sample containers are used.	True	
Sample bottles are completely filled.	True	
Sample Preservation Verified.	N/A	
There is sufficient vol. for all requested analyses, incl. any requested MS/MSDs	True	
Containers requiring zero headspace have no headspace or bubble is <6mm (1/4").	N/A	
Multiphasic samples are not present.	True	
Samples do not require splitting or compositing.	True	
Residual Chlorine Checked.	N/A	



1
2
3
4
5
6
7
8
9
10
11
12
13
14
15
16

ANALYTICAL REPORT

PREPARED FOR

Attn: Jerry Paul
S&ME Inc
3201 Spring Forest Road
Raleigh, North Carolina 27616

Generated 12/29/2025 5:45:21 AM

JOB DESCRIPTION

Lyon Park

JOB NUMBER

752-40148-1

Eurofins Raleigh

Job Notes

This report may not be reproduced except in full, and with written approval from the laboratory. The results relate only to the samples tested. For questions please contact the Project Manager at the e-mail address or telephone number listed on this page.

The test results in this report relate only to the samples as received by the laboratory and will meet all requirements of the methodology, with any exceptions noted. This report shall not be reproduced except in full, without the express written approval of the laboratory. All questions should be directed to the Eurofins Environment Testing Southeast, LLC Project Manager.

Authorization



Generated
12/29/2025 5:45:21 AM

Authorized for release by
Chad Bechtold, Project Manager
Chad.Bechtold@et.eurofinsus.com
(813)690-3563



Table of Contents

Cover Page	1
Table of Contents	3
Definitions/Glossary	4
Case Narrative	5
Detection Summary	6
Client Sample Results	7
Surrogate Summary	19
Isotope Dilution Summary	20
QC Sample Results	21
QC Association Summary	38
Lab Chronicle	41
Certification Summary	43
Method Summary	44
Sample Summary	45
Chain of Custody	46
Receipt Checklists	49

Definitions/Glossary

Client: S&ME Inc
Project/Site: Lyon Park

Job ID: 752-40148-1

Qualifiers

GC/MS VOA

Qualifier	Qualifier Description
*+	LCS and/or LCSD is outside acceptance limits, high biased.
J	Result is less than the RL but greater than or equal to the MDL and the concentration is an approximate value.

GC/MS Semi VOA

Qualifier	Qualifier Description
J	Result is less than the RL but greater than or equal to the MDL and the concentration is an approximate value.

Metals

Qualifier	Qualifier Description
J	Result is less than the RL but greater than or equal to the MDL and the concentration is an approximate value.

General Chemistry

Qualifier	Qualifier Description
F1	MS and/or MSD recovery exceeds control limits.

Glossary

Abbreviation	These commonly used abbreviations may or may not be present in this report.
☼	Listed under the "D" column to designate that the result is reported on a dry weight basis
%R	Percent Recovery
CFL	Contains Free Liquid
CFU	Colony Forming Unit
CNF	Contains No Free Liquid
DER	Duplicate Error Ratio (normalized absolute difference)
Dil Fac	Dilution Factor
DL	Detection Limit (DoD/DOE)
DL, RA, RE, IN	Indicates a Dilution, Re-analysis, Re-extraction, or additional Initial metals/anion analysis of the sample
DLC	Decision Level Concentration (Radiochemistry)
EDL	Estimated Detection Limit (Dioxin)
LOD	Limit of Detection (DoD/DOE)
LOQ	Limit of Quantitation (DoD/DOE)
MCL	EPA recommended "Maximum Contaminant Level"
MDA	Minimum Detectable Activity (Radiochemistry)
MDC	Minimum Detectable Concentration (Radiochemistry)
MDL	Method Detection Limit
ML	Minimum Level (Dioxin)
MPN	Most Probable Number
MQL	Method Quantitation Limit
NC	Not Calculated
ND	Not Detected at the reporting limit (or MDL or EDL if shown)
NEG	Negative / Absent
POS	Positive / Present
PQL	Practical Quantitation Limit
PRES	Presumptive
QC	Quality Control
RER	Relative Error Ratio (Radiochemistry)
RL	Reporting Limit or Requested Limit (Radiochemistry)
RPD	Relative Percent Difference, a measure of the relative difference between two points
TEF	Toxicity Equivalent Factor (Dioxin)
TEQ	Toxicity Equivalent Quotient (Dioxin)
TNTC	Too Numerous To Count

Case Narrative

Client: S&ME Inc
Project: Lyon Park

Job ID: 752-40148-1

Job ID: 752-40148-1

Eurofins Raleigh

Job Narrative 752-40148-1

The analytical test results presented in this report meet all requirements of the associated regulatory program listed on the Accreditation/Certification Summary Page, unless otherwise noted. Data qualifiers and/or narrative comments are included to explain any exceptions, if applicable. Regulated compliance samples (e.g. SDWA, NPDES) must comply with associated agency requirements/permits.

- Matrix-specific batch QC (e.g., MS, MSD, SD) may not be reported when insufficient sample volume is available or when site-specific QC samples are not submitted. In such cases, a Laboratory Control Sample Duplicate (LCSD) may be analyzed to provide precision data for the batch.
- For samples analyzed using surrogate and/or isotope dilution analytes, any recoveries falling outside of established acceptance criteria are re-prepared and/or re-analyzed to confirm results, unless the deviation is due to sample dilution or otherwise explained in the case narrative.

Receipt

The samples were received on 12/10/2025 5:15 PM. Unless otherwise noted below, the samples arrived in good condition, and, where required, properly preserved and on ice. The temperatures of the 2 coolers at receipt time were 3.7°C and 4.0°C.

GC/MS VOA

No additional analytical or quality issues were noted, other than those described above or in the Definitions/ Glossary page.

GC/MS Semi VOA

No additional analytical or quality issues were noted, other than those described above or in the Definitions/ Glossary page.

HPLC/IC

No additional analytical or quality issues were noted, other than those described above or in the Definitions/ Glossary page.

Metals

Method 6020B - Total Recoverable: The method blank for preparation batch 705-101914 and analytical batch 705-102919 contained Thallium above the method detection limit (MDL). This target analyte concentration was less than the reporting limit (RL) in the method blank; therefore, re-extraction and/or re-analysis of samples was not performed.

No additional analytical or quality issues were noted, other than those described above or in the Definitions/ Glossary page.

General Chemistry

No additional analytical or quality issues were noted, other than those described above or in the Definitions/ Glossary page.

Eurofins Raleigh

Detection Summary

Client: S&ME Inc
Project/Site: Lyon Park

Job ID: 752-40148-1

Client Sample ID: SW-7

Lab Sample ID: 752-40148-1

Analyte	Result	Qualifier	RL	MDL	Unit	Dil	Fac	D	Method	Prep Type
Sulfate	20.0		1.00	0.767	mg/L	1			9056A	Total/NA
Barium	59.7		10.0	0.410	ug/L	1			6020B	Total Recoverable
Copper	2.48		2.00	0.642	ug/L	1			6020B	Total Recoverable
Manganese	74.8		5.00	1.29	ug/L	1			6020B	Total Recoverable
Nickel	1.10	J	5.00	0.422	ug/L	1			6020B	Total Recoverable
Ammonia (as N)	0.423		0.100	0.0184	mg/L	1			350.1	Total/NA

Client Sample ID: SW-8

Lab Sample ID: 752-40148-2

Analyte	Result	Qualifier	RL	MDL	Unit	Dil	Fac	D	Method	Prep Type
Sulfate	19.8		1.00	0.767	mg/L	1			9056A	Total/NA
Barium	57.9		10.0	0.410	ug/L	1			6020B	Total Recoverable
Copper	2.38		2.00	0.642	ug/L	1			6020B	Total Recoverable
Manganese	65.2		5.00	1.29	ug/L	1			6020B	Total Recoverable
Nickel	1.04	J	5.00	0.422	ug/L	1			6020B	Total Recoverable
Ammonia (as N)	0.213		0.100	0.0184	mg/L	1			350.1	Total/NA

Client Sample ID: SW-9

Lab Sample ID: 752-40148-3

Analyte	Result	Qualifier	RL	MDL	Unit	Dil	Fac	D	Method	Prep Type
Acetone	4.16	J	10.0	4.04	ug/L	1			8260D	Total/NA
Sulfate	18.8		1.00	0.767	mg/L	1			9056A	Total/NA
Barium	61.9		10.0	0.410	ug/L	1			6020B	Total Recoverable
Copper	2.03		2.00	0.642	ug/L	1			6020B	Total Recoverable
Manganese	65.2		5.00	1.29	ug/L	1			6020B	Total Recoverable
Nickel	1.15	J	5.00	0.422	ug/L	1			6020B	Total Recoverable
Ammonia (as N)	0.193		0.100	0.0184	mg/L	1			350.1	Total/NA

This Detection Summary does not include radiochemical test results.

Eurofins Raleigh

Client Sample Results

Client: S&ME Inc
Project/Site: Lyon Park

Job ID: 752-40148-1

Client Sample ID: SW-7

Lab Sample ID: 752-40148-1

Date Collected: 12/10/25 15:45

Matrix: Water

Date Received: 12/10/25 17:15

Method: SW846 8260D - Volatile Organic Compounds by GC/MS

Analyte	Result	Qualifier	RL	MDL	Unit	D	Prepared	Analyzed	Dil Fac
Acetone	ND		10.0	4.04	ug/L			12/19/25 21:27	1
Benzene	ND		1.00	0.200	ug/L			12/18/25 17:17	1
Bromobenzene	ND		1.00	0.222	ug/L			12/18/25 17:17	1
Bromoform	ND		1.00	0.458	ug/L			12/18/25 17:17	1
Bromomethane	ND		1.00	0.470	ug/L			12/18/25 17:17	1
2-Butanone (MEK)	ND		10.0	2.81	ug/L			12/18/25 17:17	1
Carbon disulfide	ND		2.00	0.526	ug/L			12/18/25 17:17	1
Carbon tetrachloride	ND		1.00	0.221	ug/L			12/18/25 17:17	1
Chlorobenzene	ND		1.00	0.202	ug/L			12/18/25 17:17	1
Chlorobromomethane	ND		1.00	0.328	ug/L			12/18/25 17:17	1
Chlorodibromomethane	ND		1.00	0.442	ug/L			12/18/25 17:17	1
Chloroethane	ND		1.00	0.374	ug/L			12/18/25 17:17	1
Chloroform	ND		1.00	0.216	ug/L			12/18/25 17:17	1
Chloromethane	ND		1.00	0.371	ug/L			12/18/25 17:17	1
2-Chlorotoluene	ND		1.00	0.228	ug/L			12/18/25 17:17	1
4-Chlorotoluene	ND		1.00	0.212	ug/L			12/18/25 17:17	1
cis-1,2-Dichloroethene	ND		1.00	0.227	ug/L			12/18/25 17:17	1
cis-1,3-Dichloropropene	ND		1.00	0.226	ug/L			12/18/25 17:17	1
1,2-Dibromo-3-Chloropropane	ND		1.00	0.450	ug/L			12/18/25 17:17	1
Dibromomethane	ND		1.00	0.318	ug/L			12/18/25 17:17	1
1,2-Dichlorobenzene	ND		1.00	0.320	ug/L			12/18/25 17:17	1
1,3-Dichlorobenzene	ND		1.00	0.340	ug/L			12/18/25 17:17	1
1,4-Dichlorobenzene	ND		1.00	0.320	ug/L			12/18/25 17:17	1
Dichlorobromomethane	ND		1.00	0.222	ug/L			12/18/25 17:17	1
1,1-Dichloroethane	ND		1.00	0.214	ug/L			12/18/25 17:17	1
1,2-Dichloroethane	ND		1.00	0.212	ug/L			12/18/25 17:17	1
1,1-Dichloroethene	ND		1.00	0.279	ug/L			12/18/25 17:17	1
1,2-Dichloropropane	ND		1.00	0.207	ug/L			12/18/25 17:17	1
1,3-Dichloropropane	ND		1.00	0.206	ug/L			12/18/25 17:17	1
2,2-Dichloropropane	ND		1.00	0.286	ug/L			12/18/25 17:17	1
1,1-Dichloropropene	ND		1.00	0.267	ug/L			12/18/25 17:17	1
Ethyl acetate	ND		10.0	5.93	ug/L			12/18/25 17:17	1
Ethylbenzene	ND		1.00	0.280	ug/L			12/18/25 17:17	1
Ethylene Dibromide	ND		1.00	0.199	ug/L			12/18/25 17:17	1
Hexachlorobutadiene	ND		1.00	0.850	ug/L			12/18/25 17:17	1
Hexane	ND		10.0	3.63	ug/L			12/18/25 17:17	1
2-Hexanone	ND		10.0	3.47	ug/L			12/18/25 17:17	1
Iodomethane	ND		2.00	0.403	ug/L			12/18/25 17:17	1
Isopropylbenzene	ND		1.00	0.269	ug/L			12/18/25 17:17	1
Isopropyl ether	ND		5.00	2.84	ug/L			12/18/25 17:17	1
4-Isopropyltoluene	ND		1.00	0.430	ug/L			12/18/25 17:17	1
Methylene Chloride	ND		5.00	2.36	ug/L			12/18/25 17:17	1
4-Methyl-2-pentanone (MIBK)	ND		10.0	3.24	ug/L			12/18/25 17:17	1
Methyl tert-butyl ether	ND		1.00	0.175	ug/L			12/18/25 17:17	1
m-Xylene & p-Xylene	ND		2.00	0.372	ug/L			12/18/25 17:17	1
Naphthalene	ND		2.00	1.56	ug/L			12/18/25 17:17	1
n-Butylbenzene	ND		1.00	0.690	ug/L			12/18/25 17:17	1
n-Heptane	ND		10.0	3.05	ug/L			12/18/25 17:17	1
N-Propylbenzene	ND		1.00	0.239	ug/L			12/18/25 17:17	1

Eurofins Raleigh

Client Sample Results

Client: S&ME Inc
Project/Site: Lyon Park

Job ID: 752-40148-1

Client Sample ID: SW-7

Lab Sample ID: 752-40148-1

Date Collected: 12/10/25 15:45

Matrix: Water

Date Received: 12/10/25 17:15

Method: SW846 8260D - Volatile Organic Compounds by GC/MS (Continued)

Analyte	Result	Qualifier	RL	MDL	Unit	D	Prepared	Analyzed	Dil Fac
o-Xylene	ND		1.00	0.270	ug/L			12/18/25 17:17	1
sec-Butylbenzene	ND		1.00	0.480	ug/L			12/18/25 17:17	1
Styrene	ND		1.00	0.194	ug/L			12/18/25 17:17	1
tert-Butylbenzene	ND		1.00	0.393	ug/L			12/18/25 17:17	1
1,1,1,2-Tetrachloroethane	ND		1.00	0.237	ug/L			12/18/25 17:17	1
1,1,2,2-Tetrachloroethane	ND		1.00	0.231	ug/L			12/18/25 17:17	1
Tetrachloroethene	ND		1.00	0.193	ug/L			12/18/25 17:17	1
Toluene	ND		1.00	0.197	ug/L			12/18/25 17:17	1
trans-1,4-Dichloro-2-butene	ND		10.0	3.81	ug/L			12/18/25 17:17	1
trans-1,2-Dichloroethene	ND		1.00	0.266	ug/L			12/18/25 17:17	1
trans-1,3-Dichloropropene	ND		2.00	0.433	ug/L			12/18/25 17:17	1
1,2,3-Trichlorobenzene	ND		1.00	0.550	ug/L			12/18/25 17:17	1
1,2,4-Trichlorobenzene	ND		1.00	0.700	ug/L			12/18/25 17:17	1
1,1,1-Trichloroethane	ND		1.00	0.227	ug/L			12/18/25 17:17	1
1,1,2-Trichloroethane	ND		1.00	0.209	ug/L			12/18/25 17:17	1
Trichloroethene	ND		1.00	0.211	ug/L			12/18/25 17:17	1
Trichlorofluoromethane	ND		1.00	0.399	ug/L			12/18/25 17:17	1
1,2,3-Trichloropropane	ND		1.00	0.373	ug/L			12/18/25 17:17	1
1,1,2-Trichloro-1,2,2-trifluoroethane	ND		5.00	0.270	ug/L			12/18/25 17:17	1
1,2,4-Trimethylbenzene	ND		1.00	0.237	ug/L			12/18/25 17:17	1
1,3,5-Trimethylbenzene	ND		1.00	0.280	ug/L			12/18/25 17:17	1
Vinyl acetate	ND		10.0	2.64	ug/L			12/18/25 17:17	1
Vinyl chloride	ND		1.00	0.304	ug/L			12/18/25 17:17	1
Xylenes, Total	ND		1.00	0.270	ug/L			12/18/25 17:17	1

Surrogate	%Recovery	Qualifier	Limits	Prepared	Analyzed	Dil Fac
4-Bromofluorobenzene	94		70 - 126		12/18/25 17:17	1
4-Bromofluorobenzene	99		70 - 126		12/19/25 21:27	1
Dibromofluoromethane	103		77 - 121		12/18/25 17:17	1
Dibromofluoromethane	93		77 - 121		12/19/25 21:27	1
Toluene-d8 (Surr)	100		79 - 119		12/18/25 17:17	1
Toluene-d8 (Surr)	95		79 - 119		12/19/25 21:27	1

Method: SW846 8270E SIM ID - Semivolatile Organic Compounds (GC/MS SIM / Isotope Dilution)

Analyte	Result	Qualifier	RL	MDL	Unit	D	Prepared	Analyzed	Dil Fac
1,4-Dioxane	ND		0.277	0.277	ug/L		12/16/25 15:55	12/18/25 20:59	1

Isotope Dilution	%Recovery	Qualifier	Limits	Prepared	Analyzed	Dil Fac
1,4-Dioxane-d8	38		10 - 140	12/16/25 15:55	12/18/25 20:59	1

Method: SW846 8270E - Semivolatile Organic Compounds (GC-MS/MS)

Analyte	Result	Qualifier	RL	MDL	Unit	D	Prepared	Analyzed	Dil Fac
1,1'-Biphenyl	ND		10.1	0.424	ug/L		12/15/25 10:16	12/16/25 21:44	1
2,4,5-Trichlorophenol	ND		10.1	0.545	ug/L		12/15/25 10:16	12/16/25 21:44	1
2,4,6-Trichlorophenol	ND		10.1	1.10	ug/L		12/15/25 10:16	12/16/25 21:44	1
2,4-Dichlorophenol	ND		10.1	0.576	ug/L		12/15/25 10:16	12/16/25 21:44	1
2,4-Dimethylphenol	ND		10.1	0.242	ug/L		12/15/25 10:16	12/16/25 21:44	1
2,4-Dinitrophenol	ND		30.3	4.73	ug/L		12/15/25 10:16	12/16/25 21:44	1
2,4-Dinitrotoluene	ND		10.1	0.657	ug/L		12/15/25 10:16	12/16/25 21:44	1
2,6-Dinitrotoluene	ND		10.1	0.293	ug/L		12/15/25 10:16	12/16/25 21:44	1
2-Chloronaphthalene	ND		10.1	0.384	ug/L		12/15/25 10:16	12/16/25 21:44	1

Eurofins Raleigh

Client Sample Results

Client: S&ME Inc
Project/Site: Lyon Park

Job ID: 752-40148-1

Client Sample ID: SW-7

Lab Sample ID: 752-40148-1

Date Collected: 12/10/25 15:45

Matrix: Water

Date Received: 12/10/25 17:15

Method: SW846 8270E - Semivolatile Organic Compounds (GC-MS/MS) (Continued)

Analyte	Result	Qualifier	RL	MDL	Unit	D	Prepared	Analyzed	Dil Fac
2-Chlorophenol	ND		10.1	0.848	ug/L		12/15/25 10:16	12/16/25 21:44	1
2-Methylnaphthalene	ND		10.1	0.818	ug/L		12/15/25 10:16	12/16/25 21:44	1
2-Methylphenol	ND		10.1	0.768	ug/L		12/15/25 10:16	12/16/25 21:44	1
2-Nitroaniline	ND		10.1	1.38	ug/L		12/15/25 10:16	12/16/25 21:44	1
2-Nitrophenol	ND		10.1	1.18	ug/L		12/15/25 10:16	12/16/25 21:44	1
3 & 4 Methylphenol	ND		20.2	4.65	ug/L		12/15/25 10:16	12/16/25 21:44	1
3,3'-Dichlorobenzidine	ND		11.1	0.414	ug/L		12/15/25 10:16	12/16/25 21:44	1
3-Nitroaniline	ND		10.1	0.960	ug/L		12/15/25 10:16	12/16/25 21:44	1
4,6-Dinitro-2-methylphenol	ND		10.1	1.99	ug/L		12/15/25 10:16	12/16/25 21:44	1
4-Bromophenyl phenyl ether	ND		10.1	0.131	ug/L		12/15/25 10:16	12/16/25 21:44	1
4-Chloro-3-methylphenol	ND		10.1	0.737	ug/L		12/15/25 10:16	12/16/25 21:44	1
4-Chloroaniline	ND		10.1	0.586	ug/L		12/15/25 10:16	12/16/25 21:44	1
4-Chlorophenyl phenyl ether	ND		10.1	0.242	ug/L		12/15/25 10:16	12/16/25 21:44	1
4-Nitroaniline	ND		10.1	3.54	ug/L		12/15/25 10:16	12/16/25 21:44	1
4-Nitrophenol	ND		10.1	2.77	ug/L		12/15/25 10:16	12/16/25 21:44	1
Acenaphthene	ND		10.1	0.636	ug/L		12/15/25 10:16	12/16/25 21:44	1
Acenaphthylene	ND		10.1	0.768	ug/L		12/15/25 10:16	12/16/25 21:44	1
Acetophenone	ND		10.1	3.23	ug/L		12/15/25 10:16	12/16/25 21:44	1
Anthracene	ND		10.1	0.919	ug/L		12/15/25 10:16	12/16/25 21:44	1
Atrazine	ND		10.1	1.14	ug/L		12/15/25 10:16	12/16/25 21:44	1
Benzaldehyde	ND		10.1	0.677	ug/L		12/15/25 10:16	12/16/25 21:44	1
Benzo[a]anthracene	ND		10.1	1.01	ug/L		12/15/25 10:16	12/16/25 21:44	1
Benzo[a]pyrene	ND		10.1	1.11	ug/L		12/15/25 10:16	12/16/25 21:44	1
Benzo[b]fluoranthene	ND		10.1	1.21	ug/L		12/15/25 10:16	12/16/25 21:44	1
Benzo[g,h,i]perylene	ND		10.1	1.52	ug/L		12/15/25 10:16	12/16/25 21:44	1
Benzo[k]fluoranthene	ND		10.1	1.52	ug/L		12/15/25 10:16	12/16/25 21:44	1
bis(2-chloroisopropyl) ether	ND		10.1	0.939	ug/L		12/15/25 10:16	12/16/25 21:44	1
Bis(2-chloroethoxy)methane	ND		10.1	0.343	ug/L		12/15/25 10:16	12/16/25 21:44	1
Bis(2-chloroethyl)ether	ND		10.1	0.737	ug/L		12/15/25 10:16	12/16/25 21:44	1
Bis(2-ethylhexyl) phthalate	ND		10.1	4.04	ug/L		12/15/25 10:16	12/16/25 21:44	1
Butyl benzyl phthalate	ND		10.1	4.04	ug/L		12/15/25 10:16	12/16/25 21:44	1
Caprolactam	ND		10.1	2.42	ug/L		12/15/25 10:16	12/16/25 21:44	1
Carbazole	ND		10.1	0.323	ug/L		12/15/25 10:16	12/16/25 21:44	1
Chrysene	ND		10.1	1.21	ug/L		12/15/25 10:16	12/16/25 21:44	1
Dibenz(a,h)anthracene	ND		10.1	1.31	ug/L		12/15/25 10:16	12/16/25 21:44	1
Dibenzofuran	ND		10.1	0.646	ug/L		12/15/25 10:16	12/16/25 21:44	1
Diethyl phthalate	ND		10.1	4.04	ug/L		12/15/25 10:16	12/16/25 21:44	1
Dimethyl phthalate	ND		10.1	4.04	ug/L		12/15/25 10:16	12/16/25 21:44	1
Di-n-butyl phthalate	ND		10.1	8.27	ug/L		12/15/25 10:16	12/16/25 21:44	1
Di-n-octyl phthalate	ND		10.1	4.04	ug/L		12/15/25 10:16	12/16/25 21:44	1
Fluoranthene	ND		10.1	0.636	ug/L		12/15/25 10:16	12/16/25 21:44	1
Fluorene	ND		10.1	0.677	ug/L		12/15/25 10:16	12/16/25 21:44	1
Hexachlorobenzene	ND		10.1	0.253	ug/L		12/15/25 10:16	12/16/25 21:44	1
Hexachlorobutadiene	ND		10.1	0.556	ug/L		12/15/25 10:16	12/16/25 21:44	1
Hexachlorocyclopentadiene	ND		20.2	0.323	ug/L		12/15/25 10:16	12/16/25 21:44	1
Hexachloroethane	ND		10.1	0.535	ug/L		12/15/25 10:16	12/16/25 21:44	1
Indeno[1,2,3-cd]pyrene	ND		10.1	1.11	ug/L		12/15/25 10:16	12/16/25 21:44	1
Isophorone	ND		10.1	0.808	ug/L		12/15/25 10:16	12/16/25 21:44	1
Naphthalene	ND		10.1	0.758	ug/L		12/15/25 10:16	12/16/25 21:44	1

Client Sample Results

Client: S&ME Inc
Project/Site: Lyon Park

Job ID: 752-40148-1

Client Sample ID: SW-7

Lab Sample ID: 752-40148-1

Date Collected: 12/10/25 15:45

Matrix: Water

Date Received: 12/10/25 17:15

Method: SW846 8270E - Semivolatile Organic Compounds (GC-MS/MS) (Continued)

Analyte	Result	Qualifier	RL	MDL	Unit	D	Prepared	Analyzed	Dil Fac
Nitrobenzene	ND		10.1	0.606	ug/L		12/15/25 10:16	12/16/25 21:44	1
N-Nitrosodi-n-propylamine	ND		10.1	0.333	ug/L		12/15/25 10:16	12/16/25 21:44	1
N-Nitrosodiphenylamine	ND		10.1	0.192	ug/L		12/15/25 10:16	12/16/25 21:44	1
Pentachlorophenol	ND		10.1	2.83	ug/L		12/15/25 10:16	12/16/25 21:44	1
Phenanthrene	ND		10.1	0.747	ug/L		12/15/25 10:16	12/16/25 21:44	1
Phenol	ND		10.1	0.687	ug/L		12/15/25 10:16	12/16/25 21:44	1
Pyrene	ND		10.1	0.636	ug/L		12/15/25 10:16	12/16/25 21:44	1

Surrogate	%Recovery	Qualifier	Limits	Prepared	Analyzed	Dil Fac
2,4,6-Tribromophenol (Surr)	73		10 - 150	12/15/25 10:16	12/16/25 21:44	1
2-Fluorobiphenyl (Surr)	62		25 - 139	12/15/25 10:16	12/16/25 21:44	1
2-Fluorophenol (Surr)	74		10 - 150	12/15/25 10:16	12/16/25 21:44	1
Nitrobenzene-d5 (Surr)	64		22 - 150	12/15/25 10:16	12/16/25 21:44	1
Phenol-d5 (Surr)	74		10 - 150	12/15/25 10:16	12/16/25 21:44	1
Terphenyl-d14 (Surr)	49		28 - 150	12/15/25 10:16	12/16/25 21:44	1

Method: SW846 9056A - Anions, Ion Chromatography

Analyte	Result	Qualifier	RL	MDL	Unit	D	Prepared	Analyzed	Dil Fac
Sulfate	20.0		1.00	0.767	mg/L			12/19/25 01:38	1

Method: SW846 6020B - Metals (ICP/MS) - Total Recoverable

Analyte	Result	Qualifier	RL	MDL	Unit	D	Prepared	Analyzed	Dil Fac
Antimony	ND		5.00	2.45	ug/L		12/16/25 08:18	12/18/25 19:04	1
Arsenic	ND		5.00	1.32	ug/L		12/16/25 08:18	12/18/25 19:04	1
Barium	59.7		10.0	0.410	ug/L		12/16/25 08:18	12/18/25 19:04	1
Beryllium	ND		1.00	0.147	ug/L		12/16/25 08:18	12/18/25 19:04	1
Cadmium	ND		0.700	0.237	ug/L		12/16/25 08:18	12/18/25 19:04	1
Chromium	ND		5.00	3.69	ug/L		12/16/25 08:18	12/18/25 19:04	1
Cobalt	ND		5.00	0.411	ug/L		12/16/25 08:18	12/18/25 19:04	1
Copper	2.48		2.00	0.642	ug/L		12/16/25 08:18	12/18/25 19:04	1
Lead	ND		1.00	0.864	ug/L		12/16/25 08:18	12/18/25 19:04	1
Manganese	74.8		5.00	1.29	ug/L		12/16/25 08:18	12/18/25 19:04	1
Nickel	1.10	J	5.00	0.422	ug/L		12/16/25 08:18	12/18/25 19:04	1
Selenium	ND		5.00	2.29	ug/L		12/16/25 08:18	12/18/25 19:04	1
Silver	ND		1.00	0.167	ug/L		12/16/25 08:18	12/18/25 19:04	1
Thallium	ND		1.00	0.190	ug/L		12/16/25 08:18	12/18/25 19:04	1
Vanadium	ND		5.00	1.22	ug/L		12/16/25 08:18	12/18/25 19:04	1
Zinc	ND		10.0	8.91	ug/L		12/16/25 08:18	12/18/25 19:04	1

Method: SW846 7470A - Mercury (CVAA)

Analyte	Result	Qualifier	RL	MDL	Unit	D	Prepared	Analyzed	Dil Fac
Mercury	ND		0.200	0.166	ug/L		12/16/25 19:46	12/17/25 00:50	1

General Chemistry

Analyte	Result	Qualifier	RL	MDL	Unit	D	Prepared	Analyzed	Dil Fac
Ammonia (as N) (EPA 350.1)	0.423		0.100	0.0184	mg/L			12/20/25 16:07	1
Nitrate Nitrite as N (EPA 353.2)	ND	F1	0.0500	0.0141	mg/L			12/18/25 00:32	1
Nitrite as N (EPA 353.2)	ND		0.100	0.0168	mg/L			12/11/25 13:54	1
Nitrate as N (SM Nitrate by calc)	ND		0.0500	0.0141	mg/L			12/12/25 18:32	1

Client Sample Results

Client: S&ME Inc
Project/Site: Lyon Park

Job ID: 752-40148-1

Client Sample ID: SW-8

Lab Sample ID: 752-40148-2

Date Collected: 12/10/25 15:15

Matrix: Water

Date Received: 12/10/25 17:15

Method: SW846 8260D - Volatile Organic Compounds by GC/MS

Analyte	Result	Qualifier	RL	MDL	Unit	D	Prepared	Analyzed	Dil Fac
Acetone	ND		10.0	4.04	ug/L			12/18/25 17:42	1
Benzene	ND		1.00	0.200	ug/L			12/18/25 17:42	1
Bromobenzene	ND		1.00	0.222	ug/L			12/18/25 17:42	1
Bromoform	ND		1.00	0.458	ug/L			12/18/25 17:42	1
Bromomethane	ND		1.00	0.470	ug/L			12/18/25 17:42	1
2-Butanone (MEK)	ND		10.0	2.81	ug/L			12/18/25 17:42	1
Carbon disulfide	ND		2.00	0.526	ug/L			12/18/25 17:42	1
Carbon tetrachloride	ND		1.00	0.221	ug/L			12/18/25 17:42	1
Chlorobenzene	ND		1.00	0.202	ug/L			12/18/25 17:42	1
Chlorobromomethane	ND		1.00	0.328	ug/L			12/18/25 17:42	1
Chlorodibromomethane	ND		1.00	0.442	ug/L			12/18/25 17:42	1
Chloroethane	ND		1.00	0.374	ug/L			12/18/25 17:42	1
Chloroform	ND		1.00	0.216	ug/L			12/18/25 17:42	1
Chloromethane	ND		1.00	0.371	ug/L			12/18/25 17:42	1
2-Chlorotoluene	ND		1.00	0.228	ug/L			12/18/25 17:42	1
4-Chlorotoluene	ND		1.00	0.212	ug/L			12/18/25 17:42	1
cis-1,2-Dichloroethene	ND		1.00	0.227	ug/L			12/18/25 17:42	1
cis-1,3-Dichloropropene	ND		1.00	0.226	ug/L			12/18/25 17:42	1
1,2-Dibromo-3-Chloropropane	ND		1.00	0.450	ug/L			12/18/25 17:42	1
Dibromomethane	ND		1.00	0.318	ug/L			12/18/25 17:42	1
1,2-Dichlorobenzene	ND		1.00	0.320	ug/L			12/18/25 17:42	1
1,3-Dichlorobenzene	ND		1.00	0.340	ug/L			12/18/25 17:42	1
1,4-Dichlorobenzene	ND		1.00	0.320	ug/L			12/18/25 17:42	1
Dichlorobromomethane	ND		1.00	0.222	ug/L			12/18/25 17:42	1
1,1-Dichloroethane	ND		1.00	0.214	ug/L			12/18/25 17:42	1
1,2-Dichloroethane	ND		1.00	0.212	ug/L			12/18/25 17:42	1
1,1-Dichloroethene	ND		1.00	0.279	ug/L			12/18/25 17:42	1
1,2-Dichloropropane	ND		1.00	0.207	ug/L			12/18/25 17:42	1
1,3-Dichloropropane	ND		1.00	0.206	ug/L			12/18/25 17:42	1
2,2-Dichloropropane	ND		1.00	0.286	ug/L			12/18/25 17:42	1
1,1-Dichloropropene	ND		1.00	0.267	ug/L			12/18/25 17:42	1
Ethyl acetate	ND		10.0	5.93	ug/L			12/18/25 17:42	1
Ethylbenzene	ND		1.00	0.280	ug/L			12/18/25 17:42	1
Ethylene Dibromide	ND		1.00	0.199	ug/L			12/18/25 17:42	1
Hexachlorobutadiene	ND		1.00	0.850	ug/L			12/18/25 17:42	1
Hexane	ND		10.0	3.63	ug/L			12/18/25 17:42	1
2-Hexanone	ND		10.0	3.47	ug/L			12/18/25 17:42	1
Iodomethane	ND		2.00	0.403	ug/L			12/18/25 17:42	1
Isopropylbenzene	ND		1.00	0.269	ug/L			12/18/25 17:42	1
Isopropyl ether	ND		5.00	2.84	ug/L			12/18/25 17:42	1
4-Isopropyltoluene	ND		1.00	0.430	ug/L			12/18/25 17:42	1
Methylene Chloride	ND		5.00	2.36	ug/L			12/18/25 17:42	1
4-Methyl-2-pentanone (MIBK)	ND		10.0	3.24	ug/L			12/18/25 17:42	1
Methyl tert-butyl ether	ND		1.00	0.175	ug/L			12/18/25 17:42	1
m-Xylene & p-Xylene	ND		2.00	0.372	ug/L			12/18/25 17:42	1
Naphthalene	ND		2.00	1.56	ug/L			12/18/25 17:42	1
n-Butylbenzene	ND		1.00	0.690	ug/L			12/18/25 17:42	1
n-Heptane	ND		10.0	3.05	ug/L			12/18/25 17:42	1
N-Propylbenzene	ND		1.00	0.239	ug/L			12/18/25 17:42	1

Client Sample Results

Client: S&ME Inc
Project/Site: Lyon Park

Job ID: 752-40148-1

Client Sample ID: SW-8

Lab Sample ID: 752-40148-2

Date Collected: 12/10/25 15:15

Matrix: Water

Date Received: 12/10/25 17:15

Method: SW846 8260D - Volatile Organic Compounds by GC/MS (Continued)

Analyte	Result	Qualifier	RL	MDL	Unit	D	Prepared	Analyzed	Dil Fac
o-Xylene	ND		1.00	0.270	ug/L			12/18/25 17:42	1
sec-Butylbenzene	ND		1.00	0.480	ug/L			12/18/25 17:42	1
Styrene	ND		1.00	0.194	ug/L			12/18/25 17:42	1
tert-Butylbenzene	ND		1.00	0.393	ug/L			12/18/25 17:42	1
1,1,1,2-Tetrachloroethane	ND		1.00	0.237	ug/L			12/18/25 17:42	1
1,1,2,2-Tetrachloroethane	ND		1.00	0.231	ug/L			12/18/25 17:42	1
Tetrachloroethene	ND		1.00	0.193	ug/L			12/18/25 17:42	1
Toluene	ND		1.00	0.197	ug/L			12/18/25 17:42	1
trans-1,4-Dichloro-2-butene	ND		10.0	3.81	ug/L			12/18/25 17:42	1
trans-1,2-Dichloroethene	ND		1.00	0.266	ug/L			12/18/25 17:42	1
trans-1,3-Dichloropropene	ND		2.00	0.433	ug/L			12/18/25 17:42	1
1,2,3-Trichlorobenzene	ND		1.00	0.550	ug/L			12/18/25 17:42	1
1,2,4-Trichlorobenzene	ND		1.00	0.700	ug/L			12/18/25 17:42	1
1,1,1-Trichloroethane	ND		1.00	0.227	ug/L			12/18/25 17:42	1
1,1,2-Trichloroethane	ND		1.00	0.209	ug/L			12/18/25 17:42	1
Trichloroethene	ND		1.00	0.211	ug/L			12/18/25 17:42	1
Trichlorofluoromethane	ND		1.00	0.399	ug/L			12/18/25 17:42	1
1,2,3-Trichloropropane	ND		1.00	0.373	ug/L			12/18/25 17:42	1
1,1,2-Trichloro-1,2,2-trifluoroethane	ND		5.00	0.270	ug/L			12/18/25 17:42	1
1,2,4-Trimethylbenzene	ND		1.00	0.237	ug/L			12/18/25 17:42	1
1,3,5-Trimethylbenzene	ND		1.00	0.280	ug/L			12/18/25 17:42	1
Vinyl acetate	ND		10.0	2.64	ug/L			12/18/25 17:42	1
Vinyl chloride	ND		1.00	0.304	ug/L			12/18/25 17:42	1
Xylenes, Total	ND		1.00	0.270	ug/L			12/18/25 17:42	1

Surrogate	%Recovery	Qualifier	Limits	Prepared	Analyzed	Dil Fac
4-Bromofluorobenzene	93		70 - 126		12/18/25 17:42	1
Dibromofluoromethane	101		77 - 121		12/18/25 17:42	1
Toluene-d8 (Surr)	101		79 - 119		12/18/25 17:42	1

Method: SW846 8270E SIM ID - Semivolatile Organic Compounds (GC/MS SIM / Isotope Dilution)

Analyte	Result	Qualifier	RL	MDL	Unit	D	Prepared	Analyzed	Dil Fac
1,4-Dioxane	ND		0.278	0.278	ug/L		12/16/25 15:55	12/18/25 21:21	1

Isotope Dilution	%Recovery	Qualifier	Limits	Prepared	Analyzed	Dil Fac
1,4-Dioxane-d8	38		10 - 140	12/16/25 15:55	12/18/25 21:21	1

Method: SW846 8270E - Semivolatile Organic Compounds (GC-MS/MS)

Analyte	Result	Qualifier	RL	MDL	Unit	D	Prepared	Analyzed	Dil Fac
1,1'-Biphenyl	ND		10.0	0.421	ug/L		12/15/25 10:16	12/16/25 22:17	1
2,4,5-Trichlorophenol	ND		10.0	0.542	ug/L		12/15/25 10:16	12/16/25 22:17	1
2,4,6-Trichlorophenol	ND		10.0	1.09	ug/L		12/15/25 10:16	12/16/25 22:17	1
2,4-Dichlorophenol	ND		10.0	0.572	ug/L		12/15/25 10:16	12/16/25 22:17	1
2,4-Dimethylphenol	ND		10.0	0.241	ug/L		12/15/25 10:16	12/16/25 22:17	1
2,4-Dinitrophenol	ND		30.1	4.70	ug/L		12/15/25 10:16	12/16/25 22:17	1
2,4-Dinitrotoluene	ND		10.0	0.652	ug/L		12/15/25 10:16	12/16/25 22:17	1
2,6-Dinitrotoluene	ND		10.0	0.291	ug/L		12/15/25 10:16	12/16/25 22:17	1
2-Chloronaphthalene	ND		10.0	0.381	ug/L		12/15/25 10:16	12/16/25 22:17	1
2-Chlorophenol	ND		10.0	0.843	ug/L		12/15/25 10:16	12/16/25 22:17	1
2-Methylnaphthalene	ND		10.0	0.813	ug/L		12/15/25 10:16	12/16/25 22:17	1
2-Methylphenol	ND		10.0	0.763	ug/L		12/15/25 10:16	12/16/25 22:17	1

Eurofins Raleigh

Client Sample Results

Client: S&ME Inc
Project/Site: Lyon Park

Job ID: 752-40148-1

Client Sample ID: SW-8

Lab Sample ID: 752-40148-2

Date Collected: 12/10/25 15:15

Matrix: Water

Date Received: 12/10/25 17:15

Method: SW846 8270E - Semivolatile Organic Compounds (GC-MS/MS) (Continued)

Analyte	Result	Qualifier	RL	MDL	Unit	D	Prepared	Analyzed	Dil Fac
2-Nitroaniline	ND		10.0	1.37	ug/L		12/15/25 10:16	12/16/25 22:17	1
2-Nitrophenol	ND		10.0	1.17	ug/L		12/15/25 10:16	12/16/25 22:17	1
3 & 4 Methylphenol	ND		20.1	4.62	ug/L		12/15/25 10:16	12/16/25 22:17	1
3,3'-Dichlorobenzidine	ND		11.0	0.411	ug/L		12/15/25 10:16	12/16/25 22:17	1
3-Nitroaniline	ND		10.0	0.953	ug/L		12/15/25 10:16	12/16/25 22:17	1
4,6-Dinitro-2-methylphenol	ND		10.0	1.98	ug/L		12/15/25 10:16	12/16/25 22:17	1
4-Bromophenyl phenyl ether	ND		10.0	0.130	ug/L		12/15/25 10:16	12/16/25 22:17	1
4-Chloro-3-methylphenol	ND		10.0	0.732	ug/L		12/15/25 10:16	12/16/25 22:17	1
4-Chloroaniline	ND		10.0	0.582	ug/L		12/15/25 10:16	12/16/25 22:17	1
4-Chlorophenyl phenyl ether	ND		10.0	0.241	ug/L		12/15/25 10:16	12/16/25 22:17	1
4-Nitroaniline	ND		10.0	3.51	ug/L		12/15/25 10:16	12/16/25 22:17	1
4-Nitrophenol	ND		10.0	2.75	ug/L		12/15/25 10:16	12/16/25 22:17	1
Acenaphthene	ND		10.0	0.632	ug/L		12/15/25 10:16	12/16/25 22:17	1
Acenaphthylene	ND		10.0	0.763	ug/L		12/15/25 10:16	12/16/25 22:17	1
Acetophenone	ND		10.0	3.21	ug/L		12/15/25 10:16	12/16/25 22:17	1
Anthracene	ND		10.0	0.913	ug/L		12/15/25 10:16	12/16/25 22:17	1
Atrazine	ND		10.0	1.13	ug/L		12/15/25 10:16	12/16/25 22:17	1
Benzaldehyde	ND		10.0	0.672	ug/L		12/15/25 10:16	12/16/25 22:17	1
Benzo[a]anthracene	ND		10.0	1.00	ug/L		12/15/25 10:16	12/16/25 22:17	1
Benzo[a]pyrene	ND		10.0	1.10	ug/L		12/15/25 10:16	12/16/25 22:17	1
Benzo[b]fluoranthene	ND		10.0	1.20	ug/L		12/15/25 10:16	12/16/25 22:17	1
Benzo[g,h,i]perylene	ND		10.0	1.51	ug/L		12/15/25 10:16	12/16/25 22:17	1
Benzo[k]fluoranthene	ND		10.0	1.51	ug/L		12/15/25 10:16	12/16/25 22:17	1
bis (2-chloroisopropyl) ether	ND		10.0	0.933	ug/L		12/15/25 10:16	12/16/25 22:17	1
Bis(2-chloroethoxy)methane	ND		10.0	0.341	ug/L		12/15/25 10:16	12/16/25 22:17	1
Bis(2-chloroethyl)ether	ND		10.0	0.732	ug/L		12/15/25 10:16	12/16/25 22:17	1
Bis(2-ethylhexyl) phthalate	ND		10.0	4.01	ug/L		12/15/25 10:16	12/16/25 22:17	1
Butyl benzyl phthalate	ND		10.0	4.01	ug/L		12/15/25 10:16	12/16/25 22:17	1
Caprolactam	ND		10.0	2.41	ug/L		12/15/25 10:16	12/16/25 22:17	1
Carbazole	ND		10.0	0.321	ug/L		12/15/25 10:16	12/16/25 22:17	1
Chrysene	ND		10.0	1.20	ug/L		12/15/25 10:16	12/16/25 22:17	1
Dibenz(a,h)anthracene	ND		10.0	1.30	ug/L		12/15/25 10:16	12/16/25 22:17	1
Dibenzofuran	ND		10.0	0.642	ug/L		12/15/25 10:16	12/16/25 22:17	1
Diethyl phthalate	ND		10.0	4.01	ug/L		12/15/25 10:16	12/16/25 22:17	1
Dimethyl phthalate	ND		10.0	4.01	ug/L		12/15/25 10:16	12/16/25 22:17	1
Di-n-butyl phthalate	ND		10.0	8.22	ug/L		12/15/25 10:16	12/16/25 22:17	1
Di-n-octyl phthalate	ND		10.0	4.01	ug/L		12/15/25 10:16	12/16/25 22:17	1
Fluoranthene	ND		10.0	0.632	ug/L		12/15/25 10:16	12/16/25 22:17	1
Fluorene	ND		10.0	0.672	ug/L		12/15/25 10:16	12/16/25 22:17	1
Hexachlorobenzene	ND		10.0	0.251	ug/L		12/15/25 10:16	12/16/25 22:17	1
Hexachlorobutadiene	ND		10.0	0.552	ug/L		12/15/25 10:16	12/16/25 22:17	1
Hexachlorocyclopentadiene	ND		20.1	0.321	ug/L		12/15/25 10:16	12/16/25 22:17	1
Hexachloroethane	ND		10.0	0.532	ug/L		12/15/25 10:16	12/16/25 22:17	1
Indeno[1,2,3-cd]pyrene	ND		10.0	1.10	ug/L		12/15/25 10:16	12/16/25 22:17	1
Isophorone	ND		10.0	0.803	ug/L		12/15/25 10:16	12/16/25 22:17	1
Naphthalene	ND		10.0	0.753	ug/L		12/15/25 10:16	12/16/25 22:17	1
Nitrobenzene	ND		10.0	0.602	ug/L		12/15/25 10:16	12/16/25 22:17	1
N-Nitrosodi-n-propylamine	ND		10.0	0.331	ug/L		12/15/25 10:16	12/16/25 22:17	1
N-Nitrosodiphenylamine	ND		10.0	0.191	ug/L		12/15/25 10:16	12/16/25 22:17	1

Eurofins Raleigh

Client Sample Results

Client: S&ME Inc
Project/Site: Lyon Park

Job ID: 752-40148-1

Client Sample ID: SW-8

Lab Sample ID: 752-40148-2

Date Collected: 12/10/25 15:15

Matrix: Water

Date Received: 12/10/25 17:15

Method: SW846 8270E - Semivolatile Organic Compounds (GC-MS/MS) (Continued)

Analyte	Result	Qualifier	RL	MDL	Unit	D	Prepared	Analyzed	Dil Fac
Pentachlorophenol	ND		10.0	2.81	ug/L		12/15/25 10:16	12/16/25 22:17	1
Phenanthrene	ND		10.0	0.742	ug/L		12/15/25 10:16	12/16/25 22:17	1
Phenol	ND		10.0	0.682	ug/L		12/15/25 10:16	12/16/25 22:17	1
Pyrene	ND		10.0	0.632	ug/L		12/15/25 10:16	12/16/25 22:17	1
Surrogate	%Recovery	Qualifier	Limits				Prepared	Analyzed	Dil Fac
2,4,6-Tribromophenol (Surr)	70		10 - 150				12/15/25 10:16	12/16/25 22:17	1
2-Fluorobiphenyl (Surr)	63		25 - 139				12/15/25 10:16	12/16/25 22:17	1
2-Fluorophenol (Surr)	70		10 - 150				12/15/25 10:16	12/16/25 22:17	1
Nitrobenzene-d5 (Surr)	62		22 - 150				12/15/25 10:16	12/16/25 22:17	1
Phenol-d5 (Surr)	69		10 - 150				12/15/25 10:16	12/16/25 22:17	1
Terphenyl-d14 (Surr)	49		28 - 150				12/15/25 10:16	12/16/25 22:17	1

Method: SW846 9056A - Anions, Ion Chromatography

Analyte	Result	Qualifier	RL	MDL	Unit	D	Prepared	Analyzed	Dil Fac
Sulfate	19.8		1.00	0.767	mg/L			12/19/25 02:24	1

Method: SW846 6020B - Metals (ICP/MS) - Total Recoverable

Analyte	Result	Qualifier	RL	MDL	Unit	D	Prepared	Analyzed	Dil Fac
Antimony	ND		5.00	2.45	ug/L		12/16/25 08:18	12/18/25 19:06	1
Arsenic	ND		5.00	1.32	ug/L		12/16/25 08:18	12/18/25 19:06	1
Barium	57.9		10.0	0.410	ug/L		12/16/25 08:18	12/18/25 19:06	1
Beryllium	ND		1.00	0.147	ug/L		12/16/25 08:18	12/18/25 19:06	1
Cadmium	ND		0.700	0.237	ug/L		12/16/25 08:18	12/18/25 19:06	1
Chromium	ND		5.00	3.69	ug/L		12/16/25 08:18	12/18/25 19:06	1
Cobalt	ND		5.00	0.411	ug/L		12/16/25 08:18	12/18/25 19:06	1
Copper	2.38		2.00	0.642	ug/L		12/16/25 08:18	12/18/25 19:06	1
Lead	ND		1.00	0.864	ug/L		12/16/25 08:18	12/18/25 19:06	1
Manganese	65.2		5.00	1.29	ug/L		12/16/25 08:18	12/18/25 19:06	1
Nickel	1.04 J		5.00	0.422	ug/L		12/16/25 08:18	12/18/25 19:06	1
Selenium	ND		5.00	2.29	ug/L		12/16/25 08:18	12/18/25 19:06	1
Silver	ND		1.00	0.167	ug/L		12/16/25 08:18	12/18/25 19:06	1
Thallium	ND		1.00	0.190	ug/L		12/16/25 08:18	12/18/25 19:06	1
Vanadium	ND		5.00	1.22	ug/L		12/16/25 08:18	12/18/25 19:06	1
Zinc	ND		10.0	8.91	ug/L		12/16/25 08:18	12/18/25 19:06	1

Method: SW846 7470A - Mercury (CVAA)

Analyte	Result	Qualifier	RL	MDL	Unit	D	Prepared	Analyzed	Dil Fac
Mercury	ND		0.200	0.166	ug/L		12/16/25 19:46	12/17/25 00:54	1

General Chemistry

Analyte	Result	Qualifier	RL	MDL	Unit	D	Prepared	Analyzed	Dil Fac
Ammonia (as N) (EPA 350.1)	0.213		0.100	0.0184	mg/L			12/20/25 17:43	1
Nitrate Nitrite as N (EPA 353.2)	ND		0.0500	0.0141	mg/L			12/18/25 00:37	1
Nitrite as N (EPA 353.2)	ND		0.100	0.0168	mg/L			12/11/25 13:57	1
Nitrate as N (SM Nitrate by calc)	ND		0.0500	0.0141	mg/L			12/12/25 18:32	1

Client Sample Results

Client: S&ME Inc
Project/Site: Lyon Park

Job ID: 752-40148-1

Client Sample ID: SW-9

Lab Sample ID: 752-40148-3

Date Collected: 12/10/25 14:45

Matrix: Water

Date Received: 12/10/25 17:15

Method: SW846 8260D - Volatile Organic Compounds by GC/MS

Analyte	Result	Qualifier	RL	MDL	Unit	D	Prepared	Analyzed	Dil Fac
Acetone	4.16	J	10.0	4.04	ug/L			12/18/25 18:07	1
Benzene	ND		1.00	0.200	ug/L			12/18/25 18:07	1
Bromobenzene	ND		1.00	0.222	ug/L			12/18/25 18:07	1
Bromoform	ND		1.00	0.458	ug/L			12/18/25 18:07	1
Bromomethane	ND		1.00	0.470	ug/L			12/18/25 18:07	1
2-Butanone (MEK)	ND		10.0	2.81	ug/L			12/18/25 18:07	1
Carbon disulfide	ND		2.00	0.526	ug/L			12/18/25 18:07	1
Carbon tetrachloride	ND		1.00	0.221	ug/L			12/18/25 18:07	1
Chlorobenzene	ND		1.00	0.202	ug/L			12/18/25 18:07	1
Chlorobromomethane	ND		1.00	0.328	ug/L			12/18/25 18:07	1
Chlorodibromomethane	ND		1.00	0.442	ug/L			12/18/25 18:07	1
Chloroethane	ND		1.00	0.374	ug/L			12/18/25 18:07	1
Chloroform	ND		1.00	0.216	ug/L			12/18/25 18:07	1
Chloromethane	ND		1.00	0.371	ug/L			12/18/25 18:07	1
2-Chlorotoluene	ND		1.00	0.228	ug/L			12/18/25 18:07	1
4-Chlorotoluene	ND		1.00	0.212	ug/L			12/18/25 18:07	1
cis-1,2-Dichloroethene	ND		1.00	0.227	ug/L			12/18/25 18:07	1
cis-1,3-Dichloropropene	ND		1.00	0.226	ug/L			12/18/25 18:07	1
1,2-Dibromo-3-Chloropropane	ND		1.00	0.450	ug/L			12/18/25 18:07	1
Dibromomethane	ND		1.00	0.318	ug/L			12/18/25 18:07	1
1,2-Dichlorobenzene	ND		1.00	0.320	ug/L			12/18/25 18:07	1
1,3-Dichlorobenzene	ND		1.00	0.340	ug/L			12/18/25 18:07	1
1,4-Dichlorobenzene	ND		1.00	0.320	ug/L			12/18/25 18:07	1
Dichlorobromomethane	ND		1.00	0.222	ug/L			12/18/25 18:07	1
1,1-Dichloroethane	ND		1.00	0.214	ug/L			12/18/25 18:07	1
1,2-Dichloroethane	ND		1.00	0.212	ug/L			12/18/25 18:07	1
1,1-Dichloroethene	ND		1.00	0.279	ug/L			12/18/25 18:07	1
1,2-Dichloropropane	ND		1.00	0.207	ug/L			12/18/25 18:07	1
1,3-Dichloropropane	ND		1.00	0.206	ug/L			12/18/25 18:07	1
2,2-Dichloropropane	ND		1.00	0.286	ug/L			12/18/25 18:07	1
1,1-Dichloropropene	ND		1.00	0.267	ug/L			12/18/25 18:07	1
Ethyl acetate	ND		10.0	5.93	ug/L			12/18/25 18:07	1
Ethylbenzene	ND		1.00	0.280	ug/L			12/18/25 18:07	1
Ethylene Dibromide	ND		1.00	0.199	ug/L			12/18/25 18:07	1
Hexachlorobutadiene	ND		1.00	0.850	ug/L			12/18/25 18:07	1
Hexane	ND		10.0	3.63	ug/L			12/18/25 18:07	1
2-Hexanone	ND		10.0	3.47	ug/L			12/18/25 18:07	1
Iodomethane	ND		2.00	0.403	ug/L			12/18/25 18:07	1
Isopropylbenzene	ND		1.00	0.269	ug/L			12/18/25 18:07	1
Isopropyl ether	ND		5.00	2.84	ug/L			12/18/25 18:07	1
4-Isopropyltoluene	ND		1.00	0.430	ug/L			12/18/25 18:07	1
Methylene Chloride	ND		5.00	2.36	ug/L			12/18/25 18:07	1
4-Methyl-2-pentanone (MIBK)	ND		10.0	3.24	ug/L			12/18/25 18:07	1
Methyl tert-butyl ether	ND		1.00	0.175	ug/L			12/18/25 18:07	1
m-Xylene & p-Xylene	ND		2.00	0.372	ug/L			12/18/25 18:07	1
Naphthalene	ND		2.00	1.56	ug/L			12/18/25 18:07	1
n-Butylbenzene	ND		1.00	0.690	ug/L			12/18/25 18:07	1
n-Heptane	ND		10.0	3.05	ug/L			12/18/25 18:07	1
N-Propylbenzene	ND		1.00	0.239	ug/L			12/18/25 18:07	1

Eurofins Raleigh

Client Sample Results

Client: S&ME Inc
Project/Site: Lyon Park

Job ID: 752-40148-1

Client Sample ID: SW-9

Lab Sample ID: 752-40148-3

Date Collected: 12/10/25 14:45

Matrix: Water

Date Received: 12/10/25 17:15

Method: SW846 8260D - Volatile Organic Compounds by GC/MS (Continued)

Analyte	Result	Qualifier	RL	MDL	Unit	D	Prepared	Analyzed	Dil Fac
o-Xylene	ND		1.00	0.270	ug/L			12/18/25 18:07	1
sec-Butylbenzene	ND		1.00	0.480	ug/L			12/18/25 18:07	1
Styrene	ND		1.00	0.194	ug/L			12/18/25 18:07	1
tert-Butylbenzene	ND		1.00	0.393	ug/L			12/18/25 18:07	1
1,1,1,2-Tetrachloroethane	ND		1.00	0.237	ug/L			12/18/25 18:07	1
1,1,1,2,2-Tetrachloroethane	ND		1.00	0.231	ug/L			12/18/25 18:07	1
Tetrachloroethene	ND		1.00	0.193	ug/L			12/18/25 18:07	1
Toluene	ND		1.00	0.197	ug/L			12/18/25 18:07	1
trans-1,4-Dichloro-2-butene	ND		10.0	3.81	ug/L			12/18/25 18:07	1
trans-1,2-Dichloroethene	ND		1.00	0.266	ug/L			12/18/25 18:07	1
trans-1,3-Dichloropropene	ND		2.00	0.433	ug/L			12/18/25 18:07	1
1,2,3-Trichlorobenzene	ND		1.00	0.550	ug/L			12/18/25 18:07	1
1,2,4-Trichlorobenzene	ND		1.00	0.700	ug/L			12/18/25 18:07	1
1,1,1-Trichloroethane	ND		1.00	0.227	ug/L			12/18/25 18:07	1
1,1,2-Trichloroethane	ND		1.00	0.209	ug/L			12/18/25 18:07	1
Trichloroethene	ND		1.00	0.211	ug/L			12/18/25 18:07	1
Trichlorofluoromethane	ND		1.00	0.399	ug/L			12/18/25 18:07	1
1,2,3-Trichloropropane	ND		1.00	0.373	ug/L			12/18/25 18:07	1
1,1,2-Trichloro-1,2,2-trifluoroethane	ND		5.00	0.270	ug/L			12/18/25 18:07	1
1,2,4-Trimethylbenzene	ND		1.00	0.237	ug/L			12/18/25 18:07	1
1,3,5-Trimethylbenzene	ND		1.00	0.280	ug/L			12/18/25 18:07	1
Vinyl acetate	ND		10.0	2.64	ug/L			12/18/25 18:07	1
Vinyl chloride	ND		1.00	0.304	ug/L			12/18/25 18:07	1
Xylenes, Total	ND		1.00	0.270	ug/L			12/18/25 18:07	1

Surrogate	%Recovery	Qualifier	Limits	Prepared	Analyzed	Dil Fac
4-Bromofluorobenzene	91		70 - 126		12/18/25 18:07	1
Dibromofluoromethane	102		77 - 121		12/18/25 18:07	1
Toluene-d8 (Surr)	100		79 - 119		12/18/25 18:07	1

Method: SW846 8270E SIM ID - Semivolatile Organic Compounds (GC/MS SIM / Isotope Dilution)

Analyte	Result	Qualifier	RL	MDL	Unit	D	Prepared	Analyzed	Dil Fac
1,4-Dioxane	ND		0.277	0.277	ug/L		12/16/25 15:55	12/18/25 21:42	1

Isotope Dilution	%Recovery	Qualifier	Limits	Prepared	Analyzed	Dil Fac
1,4-Dioxane-d8	38		10 - 140	12/16/25 15:55	12/18/25 21:42	1

Method: SW846 8270E - Semivolatile Organic Compounds (GC-MS/MS)

Analyte	Result	Qualifier	RL	MDL	Unit	D	Prepared	Analyzed	Dil Fac
1,1'-Biphenyl	ND		10.1	0.424	ug/L		12/15/25 10:16	12/18/25 00:42	1
2,4,5-Trichlorophenol	ND		10.1	0.545	ug/L		12/15/25 10:16	12/18/25 00:42	1
2,4,6-Trichlorophenol	ND		10.1	1.10	ug/L		12/15/25 10:16	12/18/25 00:42	1
2,4-Dichlorophenol	ND		10.1	0.576	ug/L		12/15/25 10:16	12/18/25 00:42	1
2,4-Dimethylphenol	ND		10.1	0.242	ug/L		12/15/25 10:16	12/18/25 00:42	1
2,4-Dinitrophenol	ND		30.3	4.73	ug/L		12/15/25 10:16	12/18/25 00:42	1
2,4-Dinitrotoluene	ND		10.1	0.657	ug/L		12/15/25 10:16	12/18/25 00:42	1
2,6-Dinitrotoluene	ND		10.1	0.293	ug/L		12/15/25 10:16	12/18/25 00:42	1
2-Chloronaphthalene	ND		10.1	0.384	ug/L		12/15/25 10:16	12/18/25 00:42	1
2-Chlorophenol	ND		10.1	0.848	ug/L		12/15/25 10:16	12/18/25 00:42	1
2-Methylnaphthalene	ND		10.1	0.818	ug/L		12/15/25 10:16	12/18/25 00:42	1
2-Methylphenol	ND		10.1	0.768	ug/L		12/15/25 10:16	12/18/25 00:42	1

Eurofins Raleigh

Client Sample Results

Client: S&ME Inc
Project/Site: Lyon Park

Job ID: 752-40148-1

Client Sample ID: SW-9

Lab Sample ID: 752-40148-3

Date Collected: 12/10/25 14:45

Matrix: Water

Date Received: 12/10/25 17:15

Method: SW846 8270E - Semivolatile Organic Compounds (GC-MS/MS) (Continued)

Analyte	Result	Qualifier	RL	MDL	Unit	D	Prepared	Analyzed	Dil Fac
2-Nitroaniline	ND		10.1	1.38	ug/L		12/15/25 10:16	12/18/25 00:42	1
2-Nitrophenol	ND		10.1	1.18	ug/L		12/15/25 10:16	12/18/25 00:42	1
3 & 4 Methylphenol	ND		20.2	4.65	ug/L		12/15/25 10:16	12/18/25 00:42	1
3,3'-Dichlorobenzidine	ND		11.1	0.414	ug/L		12/15/25 10:16	12/18/25 00:42	1
3-Nitroaniline	ND		10.1	0.960	ug/L		12/15/25 10:16	12/18/25 00:42	1
4,6-Dinitro-2-methylphenol	ND		10.1	1.99	ug/L		12/15/25 10:16	12/18/25 00:42	1
4-Bromophenyl phenyl ether	ND		10.1	0.131	ug/L		12/15/25 10:16	12/18/25 00:42	1
4-Chloro-3-methylphenol	ND		10.1	0.737	ug/L		12/15/25 10:16	12/18/25 00:42	1
4-Chloroaniline	ND		10.1	0.586	ug/L		12/15/25 10:16	12/18/25 00:42	1
4-Chlorophenyl phenyl ether	ND		10.1	0.242	ug/L		12/15/25 10:16	12/18/25 00:42	1
4-Nitroaniline	ND		10.1	3.54	ug/L		12/15/25 10:16	12/18/25 00:42	1
4-Nitrophenol	ND		10.1	2.77	ug/L		12/15/25 10:16	12/18/25 00:42	1
Acenaphthene	ND		10.1	0.636	ug/L		12/15/25 10:16	12/18/25 00:42	1
Acenaphthylene	ND		10.1	0.768	ug/L		12/15/25 10:16	12/18/25 00:42	1
Acetophenone	ND		10.1	3.23	ug/L		12/15/25 10:16	12/18/25 00:42	1
Anthracene	ND		10.1	0.919	ug/L		12/15/25 10:16	12/18/25 00:42	1
Atrazine	ND		10.1	1.14	ug/L		12/15/25 10:16	12/18/25 00:42	1
Benzaldehyde	ND		10.1	0.677	ug/L		12/15/25 10:16	12/18/25 00:42	1
Benzo[a]anthracene	ND		10.1	1.01	ug/L		12/15/25 10:16	12/18/25 00:42	1
Benzo[a]pyrene	ND		10.1	1.11	ug/L		12/15/25 10:16	12/18/25 00:42	1
Benzo[b]fluoranthene	ND		10.1	1.21	ug/L		12/15/25 10:16	12/18/25 00:42	1
Benzo[g,h,i]perylene	ND		10.1	1.52	ug/L		12/15/25 10:16	12/18/25 00:42	1
Benzo[k]fluoranthene	ND		10.1	1.52	ug/L		12/15/25 10:16	12/18/25 00:42	1
bis (2-chloroisopropyl) ether	ND		10.1	0.939	ug/L		12/15/25 10:16	12/18/25 00:42	1
Bis(2-chloroethoxy)methane	ND		10.1	0.343	ug/L		12/15/25 10:16	12/18/25 00:42	1
Bis(2-chloroethyl)ether	ND		10.1	0.737	ug/L		12/15/25 10:16	12/18/25 00:42	1
Bis(2-ethylhexyl) phthalate	ND		10.1	4.04	ug/L		12/15/25 10:16	12/18/25 00:42	1
Butyl benzyl phthalate	ND		10.1	4.04	ug/L		12/15/25 10:16	12/18/25 00:42	1
Caprolactam	ND		10.1	2.42	ug/L		12/15/25 10:16	12/18/25 00:42	1
Carbazole	ND		10.1	0.323	ug/L		12/15/25 10:16	12/18/25 00:42	1
Chrysene	ND		10.1	1.21	ug/L		12/15/25 10:16	12/18/25 00:42	1
Dibenz(a,h)anthracene	ND		10.1	1.31	ug/L		12/15/25 10:16	12/18/25 00:42	1
Dibenzofuran	ND		10.1	0.646	ug/L		12/15/25 10:16	12/18/25 00:42	1
Diethyl phthalate	ND		10.1	4.04	ug/L		12/15/25 10:16	12/18/25 00:42	1
Dimethyl phthalate	ND		10.1	4.04	ug/L		12/15/25 10:16	12/18/25 00:42	1
Di-n-butyl phthalate	ND		10.1	8.27	ug/L		12/15/25 10:16	12/18/25 00:42	1
Di-n-octyl phthalate	ND		10.1	4.04	ug/L		12/15/25 10:16	12/18/25 00:42	1
Fluoranthene	ND		10.1	0.636	ug/L		12/15/25 10:16	12/18/25 00:42	1
Fluorene	ND		10.1	0.677	ug/L		12/15/25 10:16	12/18/25 00:42	1
Hexachlorobenzene	ND		10.1	0.253	ug/L		12/15/25 10:16	12/18/25 00:42	1
Hexachlorobutadiene	ND		10.1	0.556	ug/L		12/15/25 10:16	12/18/25 00:42	1
Hexachlorocyclopentadiene	ND		20.2	0.323	ug/L		12/15/25 10:16	12/18/25 00:42	1
Hexachloroethane	ND		10.1	0.535	ug/L		12/15/25 10:16	12/18/25 00:42	1
Indeno[1,2,3-cd]pyrene	ND		10.1	1.11	ug/L		12/15/25 10:16	12/18/25 00:42	1
Isophorone	ND		10.1	0.808	ug/L		12/15/25 10:16	12/18/25 00:42	1
Naphthalene	ND		10.1	0.758	ug/L		12/15/25 10:16	12/18/25 00:42	1
Nitrobenzene	ND		10.1	0.606	ug/L		12/15/25 10:16	12/18/25 00:42	1
N-Nitrosodi-n-propylamine	ND		10.1	0.333	ug/L		12/15/25 10:16	12/18/25 00:42	1
N-Nitrosodiphenylamine	ND		10.1	0.192	ug/L		12/15/25 10:16	12/18/25 00:42	1

Eurofins Raleigh

Client Sample Results

Client: S&ME Inc
Project/Site: Lyon Park

Job ID: 752-40148-1

Client Sample ID: SW-9

Lab Sample ID: 752-40148-3

Date Collected: 12/10/25 14:45

Matrix: Water

Date Received: 12/10/25 17:15

Method: SW846 8270E - Semivolatile Organic Compounds (GC-MS/MS) (Continued)

Analyte	Result	Qualifier	RL	MDL	Unit	D	Prepared	Analyzed	Dil Fac
Pentachlorophenol	ND		10.1	2.83	ug/L		12/15/25 10:16	12/18/25 00:42	1
Phenanthrene	ND		10.1	0.747	ug/L		12/15/25 10:16	12/18/25 00:42	1
Phenol	ND		10.1	0.687	ug/L		12/15/25 10:16	12/18/25 00:42	1
Pyrene	ND		10.1	0.636	ug/L		12/15/25 10:16	12/18/25 00:42	1

Surrogate	%Recovery	Qualifier	Limits				Prepared	Analyzed	Dil Fac
2,4,6-Tribromophenol (Surr)	63		10 - 150				12/15/25 10:16	12/18/25 00:42	1
2-Fluorobiphenyl (Surr)	61		25 - 139				12/15/25 10:16	12/18/25 00:42	1
2-Fluorophenol (Surr)	69		10 - 150				12/15/25 10:16	12/18/25 00:42	1
Nitrobenzene-d5 (Surr)	58		22 - 150				12/15/25 10:16	12/18/25 00:42	1
Phenol-d5 (Surr)	70		10 - 150				12/15/25 10:16	12/18/25 00:42	1
Terphenyl-d14 (Surr)	43		28 - 150				12/15/25 10:16	12/18/25 00:42	1

Method: SW846 9056A - Anions, Ion Chromatography

Analyte	Result	Qualifier	RL	MDL	Unit	D	Prepared	Analyzed	Dil Fac
Sulfate	18.8		1.00	0.767	mg/L			12/19/25 14:34	1

Method: SW846 6020B - Metals (ICP/MS) - Total Recoverable

Analyte	Result	Qualifier	RL	MDL	Unit	D	Prepared	Analyzed	Dil Fac
Antimony	ND		5.00	2.45	ug/L		12/16/25 08:18	12/18/25 19:09	1
Arsenic	ND		5.00	1.32	ug/L		12/16/25 08:18	12/18/25 19:09	1
Barium	61.9		10.0	0.410	ug/L		12/16/25 08:18	12/18/25 19:09	1
Beryllium	ND		1.00	0.147	ug/L		12/16/25 08:18	12/18/25 19:09	1
Cadmium	ND		0.700	0.237	ug/L		12/16/25 08:18	12/18/25 19:09	1
Chromium	ND		5.00	3.69	ug/L		12/16/25 08:18	12/18/25 19:09	1
Cobalt	ND		5.00	0.411	ug/L		12/16/25 08:18	12/18/25 19:09	1
Copper	2.03		2.00	0.642	ug/L		12/16/25 08:18	12/18/25 19:09	1
Lead	ND		1.00	0.864	ug/L		12/16/25 08:18	12/18/25 19:09	1
Manganese	65.2		5.00	1.29	ug/L		12/16/25 08:18	12/18/25 19:09	1
Nickel	1.15 J		5.00	0.422	ug/L		12/16/25 08:18	12/18/25 19:09	1
Selenium	ND		5.00	2.29	ug/L		12/16/25 08:18	12/18/25 19:09	1
Silver	ND		1.00	0.167	ug/L		12/16/25 08:18	12/18/25 19:09	1
Thallium	ND		1.00	0.190	ug/L		12/16/25 08:18	12/18/25 19:09	1
Vanadium	ND		5.00	1.22	ug/L		12/16/25 08:18	12/18/25 19:09	1
Zinc	ND		10.0	8.91	ug/L		12/16/25 08:18	12/18/25 19:09	1

Method: SW846 7470A - Mercury (CVAA)

Analyte	Result	Qualifier	RL	MDL	Unit	D	Prepared	Analyzed	Dil Fac
Mercury	ND		0.200	0.166	ug/L		12/16/25 19:46	12/17/25 00:57	1

General Chemistry

Analyte	Result	Qualifier	RL	MDL	Unit	D	Prepared	Analyzed	Dil Fac
Ammonia (as N) (EPA 350.1)	0.193		0.100	0.0184	mg/L			12/20/25 17:46	1
Nitrate Nitrite as N (EPA 353.2)	ND		0.0500	0.0141	mg/L			12/18/25 08:39	1
Nitrite as N (EPA 353.2)	ND		0.100	0.0168	mg/L			12/11/25 14:00	1
Nitrate as N (SM Nitrate by calc)	ND		0.0500	0.0141	mg/L			12/12/25 18:32	1

Surrogate Summary

Client: S&ME Inc
Project/Site: Lyon Park

Job ID: 752-40148-1

Method: 8260D - Volatile Organic Compounds by GC/MS

Matrix: Water

Prep Type: Total/NA

Lab Sample ID	Client Sample ID	Percent Surrogate Recovery (Acceptance Limits)		
		BFB (70-126)	DBFM (77-121)	TOL (79-119)
752-40148-1	SW-7	94	103	100
752-40148-1	SW-7	99	93	95
752-40148-2	SW-8	93	101	101
752-40148-3	SW-9	91	102	100
LCS 705-102606/1001	Lab Control Sample	105	101	102
LCS 705-102606/1003	Lab Control Sample	90	97	97
LCS 705-103103/1002	Lab Control Sample	100	90	97
LCS 705-103103/1003	Lab Control Sample	104	93	96
MB 705-102606/10	Method Blank	92	103	102
MB 705-103103/6	Method Blank	103	94	99

Surrogate Legend

BFB = 4-Bromofluorobenzene
DBFM = Dibromofluoromethane
TOL = Toluene-d8 (Surr)

Method: 8270E - Semivolatile Organic Compounds (GC-MS/MS)

Matrix: Water

Prep Type: Total/NA

Lab Sample ID	Client Sample ID	Percent Surrogate Recovery (Acceptance Limits)					
		TBP (10-150)	FBP (25-139)	2FP (10-150)	NBZ (22-150)	PHL (10-150)	TPHL (28-150)
752-40148-1	SW-7	73	62	74	64	74	49
752-40148-2	SW-8	70	63	70	62	69	49
752-40148-3	SW-9	63	61	69	58	70	43
LCS 400-733807/2-A	Lab Control Sample	73	62	51	63	47	65
LCS 400-733807/3-A	Lab Control Sample Dup	82	68	64	70	61	71
MB 400-733807/1-A	Method Blank	83	69	62	70	55	70

Surrogate Legend

TBP = 2,4,6-Tribromophenol (Surr)
FBP = 2-Fluorobiphenyl (Surr)
2FP = 2-Fluorophenol (Surr)
NBZ = Nitrobenzene-d5 (Surr)
PHL = Phenol-d5 (Surr)
TPHL = Terphenyl-d14 (Surr)

Isotope Dilution Summary

Client: S&ME Inc
Project/Site: Lyon Park

Job ID: 752-40148-1

Method: 8270E SIM ID - Semivolatile Organic Compounds (GC/MS SIM / Isotope Dilution)

Matrix: Water

Prep Type: Total/NA

Percent Isotope Dilution Recovery (Acceptance Limits)

Lab Sample ID	Client Sample ID	DXE (10-140)
752-40148-1	SW-7	38
752-40148-2	SW-8	38
752-40148-3	SW-9	38
LCS 400-733986/2-A	Lab Control Sample	36
LCSD 400-733986/3-A	Lab Control Sample Dup	44
MB 400-733986/1-A	Method Blank	38

Surrogate Legend

DXE = 1,4-Dioxane-d8

- 1
- 2
- 3
- 4
- 5
- 6
- 7
- 8
- 9
- 10
- 11
- 12
- 13
- 14
- 15
- 16

QC Sample Results

Client: S&ME Inc
Project/Site: Lyon Park

Job ID: 752-40148-1

Method: 8260D - Volatile Organic Compounds by GC/MS

Lab Sample ID: MB 705-102606/10

Matrix: Water

Analysis Batch: 102606

Client Sample ID: Method Blank

Prep Type: Total/NA

Analyte	MB	MB	RL	MDL	Unit	D	Prepared	Analyzed	Dil Fac
	Result	Qualifier							
Acetone	ND		10.0	4.04	ug/L			12/18/25 14:22	1
Benzene	ND		1.00	0.200	ug/L			12/18/25 14:22	1
Bromobenzene	ND		1.00	0.222	ug/L			12/18/25 14:22	1
Bromoform	ND		1.00	0.458	ug/L			12/18/25 14:22	1
Bromomethane	ND		1.00	0.470	ug/L			12/18/25 14:22	1
2-Butanone (MEK)	ND		10.0	2.81	ug/L			12/18/25 14:22	1
Carbon disulfide	ND		2.00	0.526	ug/L			12/18/25 14:22	1
Carbon tetrachloride	ND		1.00	0.221	ug/L			12/18/25 14:22	1
Chlorobenzene	ND		1.00	0.202	ug/L			12/18/25 14:22	1
Chlorobromomethane	ND		1.00	0.328	ug/L			12/18/25 14:22	1
Chlorodibromomethane	ND		1.00	0.442	ug/L			12/18/25 14:22	1
Chloroethane	ND		1.00	0.374	ug/L			12/18/25 14:22	1
Chloroform	ND		1.00	0.216	ug/L			12/18/25 14:22	1
Chloromethane	ND		1.00	0.371	ug/L			12/18/25 14:22	1
2-Chlorotoluene	ND		1.00	0.228	ug/L			12/18/25 14:22	1
4-Chlorotoluene	ND		1.00	0.212	ug/L			12/18/25 14:22	1
cis-1,2-Dichloroethene	ND		1.00	0.227	ug/L			12/18/25 14:22	1
cis-1,3-Dichloropropene	ND		1.00	0.226	ug/L			12/18/25 14:22	1
1,2-Dibromo-3-Chloropropane	ND		1.00	0.450	ug/L			12/18/25 14:22	1
Dibromomethane	ND		1.00	0.318	ug/L			12/18/25 14:22	1
1,2-Dichlorobenzene	ND		1.00	0.320	ug/L			12/18/25 14:22	1
1,3-Dichlorobenzene	ND		1.00	0.340	ug/L			12/18/25 14:22	1
1,4-Dichlorobenzene	ND		1.00	0.320	ug/L			12/18/25 14:22	1
Dichlorobromomethane	ND		1.00	0.222	ug/L			12/18/25 14:22	1
1,1-Dichloroethane	ND		1.00	0.214	ug/L			12/18/25 14:22	1
1,2-Dichloroethane	ND		1.00	0.212	ug/L			12/18/25 14:22	1
1,1-Dichloroethene	ND		1.00	0.279	ug/L			12/18/25 14:22	1
1,2-Dichloropropane	ND		1.00	0.207	ug/L			12/18/25 14:22	1
1,3-Dichloropropane	ND		1.00	0.206	ug/L			12/18/25 14:22	1
2,2-Dichloropropane	ND		1.00	0.286	ug/L			12/18/25 14:22	1
1,1-Dichloropropene	ND		1.00	0.267	ug/L			12/18/25 14:22	1
Ethyl acetate	ND		10.0	5.93	ug/L			12/18/25 14:22	1
Ethylbenzene	ND		1.00	0.280	ug/L			12/18/25 14:22	1
Ethylene Dibromide	ND		1.00	0.199	ug/L			12/18/25 14:22	1
Hexachlorobutadiene	ND		1.00	0.850	ug/L			12/18/25 14:22	1
Hexane	ND		10.0	3.63	ug/L			12/18/25 14:22	1
2-Hexanone	ND		10.0	3.47	ug/L			12/18/25 14:22	1
Iodomethane	ND		2.00	0.403	ug/L			12/18/25 14:22	1
Isopropylbenzene	ND		1.00	0.269	ug/L			12/18/25 14:22	1
Isopropyl ether	ND		5.00	2.84	ug/L			12/18/25 14:22	1
4-Isopropyltoluene	ND		1.00	0.430	ug/L			12/18/25 14:22	1
Methylene Chloride	ND		5.00	2.36	ug/L			12/18/25 14:22	1
4-Methyl-2-pentanone (MIBK)	ND		10.0	3.24	ug/L			12/18/25 14:22	1
Methyl tert-butyl ether	ND		1.00	0.175	ug/L			12/18/25 14:22	1
m-Xylene & p-Xylene	ND		2.00	0.372	ug/L			12/18/25 14:22	1
Naphthalene	ND		2.00	1.56	ug/L			12/18/25 14:22	1
n-Butylbenzene	ND		1.00	0.690	ug/L			12/18/25 14:22	1
n-Heptane	ND		10.0	3.05	ug/L			12/18/25 14:22	1

Eurofins Raleigh

QC Sample Results

Client: S&ME Inc
Project/Site: Lyon Park

Job ID: 752-40148-1

Method: 8260D - Volatile Organic Compounds by GC/MS (Continued)

Lab Sample ID: MB 705-102606/10

Client Sample ID: Method Blank

Matrix: Water

Prep Type: Total/NA

Analysis Batch: 102606

Analyte	MB	MB	RL	MDL	Unit	D	Prepared	Analyzed	Dil Fac
	Result	Qualifier							
N-Propylbenzene	ND		1.00	0.239	ug/L			12/18/25 14:22	1
o-Xylene	ND		1.00	0.270	ug/L			12/18/25 14:22	1
sec-Butylbenzene	ND		1.00	0.480	ug/L			12/18/25 14:22	1
Styrene	ND		1.00	0.194	ug/L			12/18/25 14:22	1
tert-Butylbenzene	ND		1.00	0.393	ug/L			12/18/25 14:22	1
1,1,1,2-Tetrachloroethane	ND		1.00	0.237	ug/L			12/18/25 14:22	1
1,1,2,2-Tetrachloroethane	ND		1.00	0.231	ug/L			12/18/25 14:22	1
Tetrachloroethene	ND		1.00	0.193	ug/L			12/18/25 14:22	1
Toluene	ND		1.00	0.197	ug/L			12/18/25 14:22	1
trans-1,4-Dichloro-2-butene	ND		10.0	3.81	ug/L			12/18/25 14:22	1
trans-1,2-Dichloroethene	ND		1.00	0.266	ug/L			12/18/25 14:22	1
trans-1,3-Dichloropropene	ND		2.00	0.433	ug/L			12/18/25 14:22	1
1,2,3-Trichlorobenzene	ND		1.00	0.550	ug/L			12/18/25 14:22	1
1,2,4-Trichlorobenzene	ND		1.00	0.700	ug/L			12/18/25 14:22	1
1,1,1-Trichloroethane	ND		1.00	0.227	ug/L			12/18/25 14:22	1
1,1,2-Trichloroethane	ND		1.00	0.209	ug/L			12/18/25 14:22	1
Trichloroethene	ND		1.00	0.211	ug/L			12/18/25 14:22	1
Trichlorofluoromethane	ND		1.00	0.399	ug/L			12/18/25 14:22	1
1,2,3-Trichloropropane	ND		1.00	0.373	ug/L			12/18/25 14:22	1
1,1,2-Trichloro-1,2,2-trifluoroethane	ND		5.00	0.270	ug/L			12/18/25 14:22	1
1,2,4-Trimethylbenzene	ND		1.00	0.237	ug/L			12/18/25 14:22	1
1,3,5-Trimethylbenzene	ND		1.00	0.280	ug/L			12/18/25 14:22	1
Vinyl acetate	ND		10.0	2.64	ug/L			12/18/25 14:22	1
Vinyl chloride	ND		1.00	0.304	ug/L			12/18/25 14:22	1
Xylenes, Total	ND		1.00	0.270	ug/L			12/18/25 14:22	1

Surrogate	MB	MB	Limits	Prepared	Analyzed	Dil Fac
	%Recovery	Qualifier				
4-Bromofluorobenzene	92		70 - 126		12/18/25 14:22	1
Dibromofluoromethane	103		77 - 121		12/18/25 14:22	1
Toluene-d8 (Surr)	102		79 - 119		12/18/25 14:22	1

Lab Sample ID: LCS 705-102606/1001

Client Sample ID: Lab Control Sample

Matrix: Water

Prep Type: Total/NA

Analysis Batch: 102606

Analyte	Spike Added	LCS Result	LCS Qualifier	Unit	D	%Rec	%Rec Limits
Benzene	20.0	20.56		ug/L		103	76 - 122
Bromobenzene	20.0	19.86		ug/L		99	77 - 125
Bromoform	20.0	21.21		ug/L		106	65 - 129
Bromomethane	20.0	21.08		ug/L		105	60 - 138
2-Butanone (MEK)	40.0	38.30		ug/L		96	74 - 131
Carbon disulfide	20.0	21.95		ug/L		110	71 - 122
Carbon tetrachloride	20.0	22.24		ug/L		111	72 - 131
Chlorobenzene	20.0	21.58		ug/L		108	75 - 121
Chlorobromomethane	20.0	21.32		ug/L		107	77 - 120
Chlorodibromomethane	20.0	19.94		ug/L		100	70 - 131
Chloroethane	20.0	21.07		ug/L		105	55 - 138

QC Sample Results

Client: S&ME Inc
Project/Site: Lyon Park

Job ID: 752-40148-1

Method: 8260D - Volatile Organic Compounds by GC/MS (Continued)

Lab Sample ID: LCS 705-102606/1001

Matrix: Water

Analysis Batch: 102606

Client Sample ID: Lab Control Sample

Prep Type: Total/NA

Analyte	Spike Added	LCS	LCS	Unit	D	%Rec	%Rec Limits
		Result	Qualifier				
Chloroform	20.0	21.21		ug/L		106	73 - 121
Chloromethane	20.0	20.06		ug/L		100	57 - 129
2-Chlorotoluene	20.0	21.06		ug/L		105	75 - 123
4-Chlorotoluene	20.0	21.64		ug/L		108	76 - 124
cis-1,2-Dichloroethene	20.0	21.02		ug/L		105	76 - 121
cis-1,3-Dichloropropene	20.0	20.01		ug/L		100	70 - 129
1,2-Dibromo-3-Chloropropane	20.0	18.44		ug/L		92	64 - 125
Dibromomethane	20.0	20.61		ug/L		103	70 - 130
1,2-Dichlorobenzene	20.0	20.98		ug/L		105	69 - 127
1,3-Dichlorobenzene	20.0	20.92		ug/L		105	68 - 128
1,4-Dichlorobenzene	20.0	20.53		ug/L		103	68 - 126
Dichlorobromomethane	20.0	20.46		ug/L		102	70 - 124
1,1-Dichloroethane	20.0	21.54		ug/L		108	65 - 126
1,2-Dichloroethane	20.0	20.11		ug/L		101	72 - 127
1,1-Dichloroethene	20.0	21.35		ug/L		107	69 - 130
1,2-Dichloropropane	20.0	20.42		ug/L		102	71 - 121
1,3-Dichloropropane	20.0	19.95		ug/L		100	76 - 125
2,2-Dichloropropane	20.0	21.64		ug/L		108	71 - 131
1,1-Dichloropropene	20.0	21.50		ug/L		107	74 - 129
Ethylbenzene	20.0	21.05		ug/L		105	75 - 127
Ethylene Dibromide	20.0	19.90		ug/L		99	68 - 133
Hexachlorobutadiene	20.0	21.82		ug/L		109	65 - 137
Hexane	20.0	21.30		ug/L		107	25 - 150
2-Hexanone	40.0	41.87		ug/L		105	70 - 130
Iodomethane	20.0	14.11		ug/L		71	50 - 150
Isopropylbenzene	20.0	21.49		ug/L		107	76 - 125
4-Isopropyltoluene	20.0	22.15		ug/L		111	78 - 126
Methylene Chloride	20.0	20.70		ug/L		104	68 - 131
4-Methyl-2-pentanone (MIBK)	40.0	42.18		ug/L		105	76 - 122
Methyl tert-butyl ether	20.0	19.11		ug/L		96	76 - 123
m-Xylene & p-Xylene	20.0	21.41		ug/L		107	76 - 128
Naphthalene	20.0	19.77		ug/L		99	67 - 129
n-Butylbenzene	20.0	22.10		ug/L		110	71 - 131
n-Heptane	20.0	22.53		ug/L		113	25 - 150
N-Propylbenzene	20.0	21.45		ug/L		107	75 - 127
o-Xylene	20.0	21.40		ug/L		107	78 - 124
sec-Butylbenzene	20.0	22.89		ug/L		114	74 - 127
Styrene	20.0	23.17		ug/L		116	71 - 129
tert-Butylbenzene	20.0	21.98		ug/L		110	72 - 127
1,1,1,2-Tetrachloroethane	20.0	20.58		ug/L		103	76 - 130
1,1,1,2-Tetrachloroethane	20.0	19.41		ug/L		97	73 - 127
Tetrachloroethene	20.0	22.18		ug/L		111	74 - 129
Toluene	20.0	21.20		ug/L		106	74 - 124
trans-1,4-Dichloro-2-butene	20.0	17.66		ug/L		88	50 - 150
trans-1,2-Dichloroethene	20.0	21.34		ug/L		107	74 - 124
trans-1,3-Dichloropropene	20.0	19.63		ug/L		98	59 - 135
1,2,3-Trichlorobenzene	20.0	20.73		ug/L		104	65 - 130
1,2,4-Trichlorobenzene	20.0	19.84		ug/L		99	65 - 131
1,1,1-Trichloroethane	20.0	21.75		ug/L		109	71 - 124

Eurofins Raleigh

QC Sample Results

Client: S&ME Inc
Project/Site: Lyon Park

Job ID: 752-40148-1

Method: 8260D - Volatile Organic Compounds by GC/MS (Continued)

Lab Sample ID: LCS 705-102606/1001

Matrix: Water

Analysis Batch: 102606

Client Sample ID: Lab Control Sample

Prep Type: Total/NA

Analyte	Spike	LCS	LCS	Unit	D	%Rec	%Rec Limits
	Added	Result	Qualifier				
1,1,2-Trichloroethane	20.0	20.53		ug/L		103	69 - 127
Trichloroethene	20.0	20.94		ug/L		105	72 - 129
Trichlorofluoromethane	20.0	22.86		ug/L		114	63 - 142
1,2,3-Trichloropropane	20.0	19.28		ug/L		96	70 - 127
1,1,2-Trichloro-1,2,2-trifluoroethane	20.0	23.74		ug/L		119	74 - 122
1,2,4-Trimethylbenzene	20.0	21.99		ug/L		110	80 - 123
1,3,5-Trimethylbenzene	20.0	21.92		ug/L		110	79 - 124
Vinyl acetate	40.0	40.83		ug/L		102	50 - 150
Vinyl chloride	20.0	21.85		ug/L		109	65 - 132
Xylenes, Total	40.0	42.81		ug/L		107	75 - 128

Surrogate	LCS	LCS	Limits
	%Recovery	Qualifier	
4-Bromofluorobenzene	105		70 - 126
Dibromofluoromethane	101		77 - 121
Toluene-d8 (Surr)	102		79 - 119

Lab Sample ID: LCS 705-102606/1003

Matrix: Water

Analysis Batch: 102606

Client Sample ID: Lab Control Sample

Prep Type: Total/NA

Analyte	Spike	LCS	LCS	Unit	D	%Rec	%Rec Limits
	Added	Result	Qualifier				
Ethyl acetate	40.0	36.23		ug/L		91	25 - 150
Isopropyl ether	20.0	17.75		ug/L		89	78 - 125

Surrogate	LCS	LCS	Limits
	%Recovery	Qualifier	
4-Bromofluorobenzene	90		70 - 126
Dibromofluoromethane	97		77 - 121
Toluene-d8 (Surr)	97		79 - 119

Lab Sample ID: MB 705-103103/6

Matrix: Water

Analysis Batch: 103103

Client Sample ID: Method Blank

Prep Type: Total/NA

Analyte	MB	MB	RL	MDL	Unit	D	Prepared	Analyzed	Dil Fac
	Result	Qualifier							
Acetone	ND		10.0	4.04	ug/L			12/19/25 18:21	1
Benzene	ND		1.00	0.200	ug/L			12/19/25 18:21	1
Bromobenzene	ND		1.00	0.222	ug/L			12/19/25 18:21	1
Bromoform	ND		1.00	0.458	ug/L			12/19/25 18:21	1
Bromomethane	ND		1.00	0.470	ug/L			12/19/25 18:21	1
2-Butanone (MEK)	ND		10.0	2.81	ug/L			12/19/25 18:21	1
Carbon disulfide	ND		2.00	0.526	ug/L			12/19/25 18:21	1
Carbon tetrachloride	ND		1.00	0.221	ug/L			12/19/25 18:21	1
Chlorobenzene	ND		1.00	0.202	ug/L			12/19/25 18:21	1
Chlorobromomethane	ND		1.00	0.328	ug/L			12/19/25 18:21	1
Chlorodibromomethane	ND		1.00	0.442	ug/L			12/19/25 18:21	1
Chloroethane	ND		1.00	0.374	ug/L			12/19/25 18:21	1
Chloroform	ND		1.00	0.216	ug/L			12/19/25 18:21	1

Eurofins Raleigh

QC Sample Results

Client: S&ME Inc
Project/Site: Lyon Park

Job ID: 752-40148-1

Method: 8260D - Volatile Organic Compounds by GC/MS (Continued)

Lab Sample ID: MB 705-103103/6

Client Sample ID: Method Blank

Matrix: Water

Prep Type: Total/NA

Analysis Batch: 103103

Analyte	MB	MB	RL	MDL	Unit	D	Prepared	Analyzed	Dil Fac
	Result	Qualifier							
Chloromethane	ND		1.00	0.371	ug/L			12/19/25 18:21	1
2-Chlorotoluene	ND		1.00	0.228	ug/L			12/19/25 18:21	1
4-Chlorotoluene	ND		1.00	0.212	ug/L			12/19/25 18:21	1
cis-1,2-Dichloroethene	ND		1.00	0.227	ug/L			12/19/25 18:21	1
cis-1,3-Dichloropropene	ND		1.00	0.226	ug/L			12/19/25 18:21	1
1,2-Dibromo-3-Chloropropane	ND		1.00	0.450	ug/L			12/19/25 18:21	1
Dibromomethane	ND		1.00	0.318	ug/L			12/19/25 18:21	1
1,2-Dichlorobenzene	ND		1.00	0.320	ug/L			12/19/25 18:21	1
1,3-Dichlorobenzene	ND		1.00	0.340	ug/L			12/19/25 18:21	1
1,4-Dichlorobenzene	ND		1.00	0.320	ug/L			12/19/25 18:21	1
Dichlorobromomethane	ND		1.00	0.222	ug/L			12/19/25 18:21	1
1,1-Dichloroethane	ND		1.00	0.214	ug/L			12/19/25 18:21	1
1,2-Dichloroethane	ND		1.00	0.212	ug/L			12/19/25 18:21	1
1,1-Dichloroethene	ND		1.00	0.279	ug/L			12/19/25 18:21	1
1,2-Dichloropropane	ND		1.00	0.207	ug/L			12/19/25 18:21	1
1,3-Dichloropropane	ND		1.00	0.206	ug/L			12/19/25 18:21	1
2,2-Dichloropropane	ND		1.00	0.286	ug/L			12/19/25 18:21	1
1,1-Dichloropropene	ND		1.00	0.267	ug/L			12/19/25 18:21	1
Ethyl acetate	ND		10.0	5.93	ug/L			12/19/25 18:21	1
Ethylbenzene	ND		1.00	0.280	ug/L			12/19/25 18:21	1
Ethylene Dibromide	ND		1.00	0.199	ug/L			12/19/25 18:21	1
Hexachlorobutadiene	ND		1.00	0.850	ug/L			12/19/25 18:21	1
Hexane	ND		10.0	3.63	ug/L			12/19/25 18:21	1
2-Hexanone	ND		10.0	3.47	ug/L			12/19/25 18:21	1
Iodomethane	ND		2.00	0.403	ug/L			12/19/25 18:21	1
Isopropylbenzene	ND		1.00	0.269	ug/L			12/19/25 18:21	1
Isopropyl ether	ND		5.00	2.84	ug/L			12/19/25 18:21	1
4-Isopropyltoluene	ND		1.00	0.430	ug/L			12/19/25 18:21	1
Methylene Chloride	ND		5.00	2.36	ug/L			12/19/25 18:21	1
4-Methyl-2-pentanone (MIBK)	ND		10.0	3.24	ug/L			12/19/25 18:21	1
Methyl tert-butyl ether	ND		1.00	0.175	ug/L			12/19/25 18:21	1
m-Xylene & p-Xylene	ND		2.00	0.372	ug/L			12/19/25 18:21	1
Naphthalene	ND		2.00	1.56	ug/L			12/19/25 18:21	1
n-Butylbenzene	ND		1.00	0.690	ug/L			12/19/25 18:21	1
n-Heptane	ND		10.0	3.05	ug/L			12/19/25 18:21	1
N-Propylbenzene	ND		1.00	0.239	ug/L			12/19/25 18:21	1
o-Xylene	ND		1.00	0.270	ug/L			12/19/25 18:21	1
sec-Butylbenzene	ND		1.00	0.480	ug/L			12/19/25 18:21	1
Styrene	ND		1.00	0.194	ug/L			12/19/25 18:21	1
tert-Butylbenzene	ND		1.00	0.393	ug/L			12/19/25 18:21	1
1,1,1,2-Tetrachloroethane	ND		1.00	0.237	ug/L			12/19/25 18:21	1
1,1,2,2-Tetrachloroethane	ND		1.00	0.231	ug/L			12/19/25 18:21	1
Tetrachloroethene	ND		1.00	0.193	ug/L			12/19/25 18:21	1
Toluene	ND		1.00	0.197	ug/L			12/19/25 18:21	1
trans-1,4-Dichloro-2-butene	ND		10.0	3.81	ug/L			12/19/25 18:21	1
trans-1,2-Dichloroethene	ND		1.00	0.266	ug/L			12/19/25 18:21	1
trans-1,3-Dichloropropene	ND		2.00	0.433	ug/L			12/19/25 18:21	1
1,2,3-Trichlorobenzene	ND		1.00	0.550	ug/L			12/19/25 18:21	1
1,2,4-Trichlorobenzene	ND		1.00	0.700	ug/L			12/19/25 18:21	1

Eurofins Raleigh

QC Sample Results

Client: S&ME Inc
Project/Site: Lyon Park

Job ID: 752-40148-1

Method: 8260D - Volatile Organic Compounds by GC/MS (Continued)

Lab Sample ID: MB 705-103103/6

Client Sample ID: Method Blank

Matrix: Water

Prep Type: Total/NA

Analysis Batch: 103103

Analyte	MB	MB	RL	MDL	Unit	D	Prepared	Analyzed	Dil Fac
	Result	Qualifier							
1,1,1-Trichloroethane	ND		1.00	0.227	ug/L			12/19/25 18:21	1
1,1,2-Trichloroethane	ND		1.00	0.209	ug/L			12/19/25 18:21	1
Trichloroethene	ND		1.00	0.211	ug/L			12/19/25 18:21	1
Trichlorofluoromethane	ND		1.00	0.399	ug/L			12/19/25 18:21	1
1,2,3-Trichloropropane	ND		1.00	0.373	ug/L			12/19/25 18:21	1
1,1,2-Trichloro-1,2,2-trifluoroethane	ND		5.00	0.270	ug/L			12/19/25 18:21	1
1,2,4-Trimethylbenzene	ND		1.00	0.237	ug/L			12/19/25 18:21	1
1,3,5-Trimethylbenzene	ND		1.00	0.280	ug/L			12/19/25 18:21	1
Vinyl acetate	ND		10.0	2.64	ug/L			12/19/25 18:21	1
Vinyl chloride	ND		1.00	0.304	ug/L			12/19/25 18:21	1
Xylenes, Total	ND		1.00	0.270	ug/L			12/19/25 18:21	1

Surrogate	MB	MB	Limits	Prepared	Analyzed	Dil Fac
	%Recovery	Qualifier				
4-Bromofluorobenzene	103		70 - 126		12/19/25 18:21	1
Dibromofluoromethane	94		77 - 121		12/19/25 18:21	1
Toluene-d8 (Surr)	99		79 - 119		12/19/25 18:21	1

Lab Sample ID: LCS 705-103103/1002

Client Sample ID: Lab Control Sample

Matrix: Water

Prep Type: Total/NA

Analysis Batch: 103103

Analyte	Spike Added	LCS	LCS	Unit	D	%Rec	%Rec Limits
		Result	Qualifier				
Ethyl acetate	20.0	19.72		ug/L		99	25 - 150
Isopropyl ether	10.0	9.504		ug/L		95	78 - 125

Surrogate	LCS	LCS	Limits
	%Recovery	Qualifier	
4-Bromofluorobenzene	100		70 - 126
Dibromofluoromethane	90		77 - 121
Toluene-d8 (Surr)	97		79 - 119

Lab Sample ID: LCS 705-103103/1003

Client Sample ID: Lab Control Sample

Matrix: Water

Prep Type: Total/NA

Analysis Batch: 103103

Analyte	Spike Added	LCS	LCS	Unit	D	%Rec	%Rec Limits
		Result	Qualifier				
Acetone	20.0	19.89		ug/L		99	62 - 136
Benzene	10.0	11.14		ug/L		111	76 - 122
Bromobenzene	10.0	10.82		ug/L		108	77 - 125
Bromoform	10.0	10.07		ug/L		101	65 - 129
Bromomethane	10.0	6.460		ug/L		65	60 - 138
2-Butanone (MEK)	20.0	18.19		ug/L		91	74 - 131
Carbon disulfide	10.0	12.64	*+	ug/L		126	71 - 122
Carbon tetrachloride	10.0	10.31		ug/L		103	72 - 131
Chlorobenzene	10.0	10.54		ug/L		105	75 - 121
Chlorobromomethane	10.0	10.24		ug/L		102	77 - 120
Chlorodibromomethane	10.0	10.96		ug/L		110	70 - 131
Chloroethane	10.0	10.98		ug/L		110	55 - 138
Chloroform	10.0	10.21		ug/L		102	73 - 121

Eurofins Raleigh

QC Sample Results

Client: S&ME Inc
Project/Site: Lyon Park

Job ID: 752-40148-1

Method: 8260D - Volatile Organic Compounds by GC/MS (Continued)

Lab Sample ID: LCS 705-103103/1003

Matrix: Water

Analysis Batch: 103103

Client Sample ID: Lab Control Sample

Prep Type: Total/NA

Analyte	Spike Added	LCS Result	LCS Qualifier	Unit	D	%Rec	%Rec Limits
Chloromethane	10.0	9.619		ug/L		96	57 - 129
2-Chlorotoluene	10.0	11.25		ug/L		112	75 - 123
4-Chlorotoluene	10.0	11.67		ug/L		117	76 - 124
cis-1,2-Dichloroethene	10.0	9.536		ug/L		95	76 - 121
cis-1,3-Dichloropropene	10.0	10.62		ug/L		106	70 - 129
1,2-Dibromo-3-Chloropropane	10.0	10.67		ug/L		107	64 - 125
Dibromomethane	10.0	8.438		ug/L		84	70 - 130
1,2-Dichlorobenzene	10.0	11.31		ug/L		113	69 - 127
1,3-Dichlorobenzene	10.0	11.13		ug/L		111	68 - 128
1,4-Dichlorobenzene	10.0	11.12		ug/L		111	68 - 126
Dichlorobromomethane	10.0	9.538		ug/L		95	70 - 124
1,1-Dichloroethane	10.0	10.63		ug/L		106	65 - 126
1,2-Dichloroethane	10.0	9.804		ug/L		98	72 - 127
1,1-Dichloroethene	10.0	11.42		ug/L		114	69 - 130
1,2-Dichloropropane	10.0	10.30		ug/L		103	71 - 121
1,3-Dichloropropane	10.0	10.66		ug/L		107	76 - 125
2,2-Dichloropropane	10.0	11.90		ug/L		119	71 - 131
1,1-Dichloropropene	10.0	11.00		ug/L		110	74 - 129
Ethylbenzene	10.0	11.01		ug/L		110	75 - 127
Ethylene Dibromide	10.0	11.02		ug/L		110	68 - 133
Hexachlorobutadiene	10.0	11.34		ug/L		113	65 - 137
Hexane	10.0	15.65	*+	ug/L		156	25 - 150
2-Hexanone	20.0	17.21		ug/L		86	70 - 130
Iodomethane	10.0	10.71		ug/L		107	50 - 150
Isopropylbenzene	10.0	11.25		ug/L		112	76 - 125
4-Isopropyltoluene	10.0	11.80		ug/L		118	78 - 126
Methylene Chloride	10.0	11.13		ug/L		111	68 - 131
4-Methyl-2-pentanone (MIBK)	20.0	20.52		ug/L		103	76 - 122
Methyl tert-butyl ether	10.0	10.34		ug/L		103	76 - 123
m-Xylene & p-Xylene	10.0	12.01		ug/L		120	76 - 128
Naphthalene	10.0	10.33		ug/L		103	67 - 129
n-Butylbenzene	10.0	12.90		ug/L		129	71 - 131
n-Heptane	10.0	15.19	*+	ug/L		152	25 - 150
N-Propylbenzene	10.0	12.27		ug/L		123	75 - 127
o-Xylene	10.0	11.24		ug/L		112	78 - 124
sec-Butylbenzene	10.0	11.96		ug/L		120	74 - 127
Styrene	10.0	11.17		ug/L		112	71 - 129
tert-Butylbenzene	10.0	11.70		ug/L		117	72 - 127
1,1,1,2-Tetrachloroethane	10.0	10.61		ug/L		106	76 - 130
1,1,2,2-Tetrachloroethane	10.0	10.29		ug/L		103	73 - 127
Tetrachloroethene	10.0	11.25		ug/L		112	74 - 129
Toluene	10.0	10.32		ug/L		103	74 - 124
trans-1,4-Dichloro-2-butene	10.0	10.03		ug/L		100	50 - 150
trans-1,2-Dichloroethene	10.0	10.12		ug/L		101	74 - 124
trans-1,3-Dichloropropene	10.0	9.986		ug/L		100	59 - 135
1,2,3-Trichlorobenzene	10.0	10.60		ug/L		106	65 - 130
1,2,4-Trichlorobenzene	10.0	10.01		ug/L		100	65 - 131
1,1,1-Trichloroethane	10.0	10.68		ug/L		107	71 - 124
1,1,2-Trichloroethane	10.0	10.88		ug/L		109	69 - 127

Eurofins Raleigh

QC Sample Results

Client: S&ME Inc
Project/Site: Lyon Park

Job ID: 752-40148-1

Method: 8260D - Volatile Organic Compounds by GC/MS (Continued)

Lab Sample ID: LCS 705-103103/1003

Matrix: Water

Analysis Batch: 103103

Client Sample ID: Lab Control Sample

Prep Type: Total/NA

Analyte	Spike Added	LCS Result	LCS Qualifier	Unit	D	%Rec	%Rec Limits
Trichloroethene	10.0	10.14		ug/L		101	72 - 129
Trichlorofluoromethane	10.0	11.17		ug/L		112	63 - 142
1,2,3-Trichloropropane	10.0	10.17		ug/L		102	70 - 127
1,1,2-Trichloro-1,2,2-trifluoroethane	10.0	11.19		ug/L		112	74 - 122
1,2,4-Trimethylbenzene	10.0	11.58		ug/L		116	80 - 123
1,3,5-Trimethylbenzene	10.0	11.35		ug/L		113	79 - 124
Vinyl acetate	20.0	24.65		ug/L		123	50 - 150
Vinyl chloride	10.0	10.70		ug/L		107	65 - 132
Xylenes, Total	20.0	23.25		ug/L		116	75 - 128

Surrogate	LCS %Recovery	LCS Qualifier	LCS Limits
4-Bromofluorobenzene	104		70 - 126
Dibromofluoromethane	93		77 - 121
Toluene-d8 (Surr)	96		79 - 119

Method: 8270E - Semivolatile Organic Compounds (GC-MS/MS)

Lab Sample ID: MB 400-733807/1-A

Matrix: Water

Analysis Batch: 733900

Client Sample ID: Method Blank

Prep Type: Total/NA

Prep Batch: 733807

Analyte	MB Result	MB Qualifier	RL	MDL	Unit	D	Prepared	Analyzed	Dil Fac
1,1'-Biphenyl	ND		10.0	0.420	ug/L		12/15/25 10:15	12/16/25 11:49	1
2,4,5-Trichlorophenol	ND		10.0	0.540	ug/L		12/15/25 10:15	12/16/25 11:49	1
2,4,6-Trichlorophenol	ND		10.0	1.09	ug/L		12/15/25 10:15	12/16/25 11:49	1
2,4-Dichlorophenol	ND		10.0	0.570	ug/L		12/15/25 10:15	12/16/25 11:49	1
2,4-Dimethylphenol	ND		10.0	0.240	ug/L		12/15/25 10:15	12/16/25 11:49	1
2,4-Dinitrophenol	ND		30.0	4.68	ug/L		12/15/25 10:15	12/16/25 11:49	1
2,4-Dinitrotoluene	ND		10.0	0.650	ug/L		12/15/25 10:15	12/16/25 11:49	1
2,6-Dinitrotoluene	ND		10.0	0.290	ug/L		12/15/25 10:15	12/16/25 11:49	1
2-Chloronaphthalene	ND		10.0	0.380	ug/L		12/15/25 10:15	12/16/25 11:49	1
2-Chlorophenol	ND		10.0	0.840	ug/L		12/15/25 10:15	12/16/25 11:49	1
2-Methylnaphthalene	ND		10.0	0.810	ug/L		12/15/25 10:15	12/16/25 11:49	1
2-Methylphenol	ND		10.0	0.760	ug/L		12/15/25 10:15	12/16/25 11:49	1
2-Nitroaniline	ND		10.0	1.37	ug/L		12/15/25 10:15	12/16/25 11:49	1
2-Nitrophenol	ND		10.0	1.17	ug/L		12/15/25 10:15	12/16/25 11:49	1
3 & 4 Methylphenol	ND		20.0	4.60	ug/L		12/15/25 10:15	12/16/25 11:49	1
3,3'-Dichlorobenzidine	ND		11.0	0.410	ug/L		12/15/25 10:15	12/16/25 11:49	1
3-Nitroaniline	ND		10.0	0.950	ug/L		12/15/25 10:15	12/16/25 11:49	1
4,6-Dinitro-2-methylphenol	ND		10.0	1.97	ug/L		12/15/25 10:15	12/16/25 11:49	1
4-Bromophenyl phenyl ether	ND		10.0	0.130	ug/L		12/15/25 10:15	12/16/25 11:49	1
4-Chloro-3-methylphenol	ND		10.0	0.730	ug/L		12/15/25 10:15	12/16/25 11:49	1
4-Chloroaniline	ND		10.0	0.580	ug/L		12/15/25 10:15	12/16/25 11:49	1
4-Chlorophenyl phenyl ether	ND		10.0	0.240	ug/L		12/15/25 10:15	12/16/25 11:49	1
4-Nitroaniline	ND		10.0	3.50	ug/L		12/15/25 10:15	12/16/25 11:49	1
4-Nitrophenol	ND		10.0	2.74	ug/L		12/15/25 10:15	12/16/25 11:49	1
Acenaphthene	ND		10.0	0.630	ug/L		12/15/25 10:15	12/16/25 11:49	1
Acenaphthylene	ND		10.0	0.760	ug/L		12/15/25 10:15	12/16/25 11:49	1

Eurofins Raleigh

QC Sample Results

Client: S&ME Inc
Project/Site: Lyon Park

Job ID: 752-40148-1

Method: 8270E - Semivolatile Organic Compounds (GC-MS/MS) (Continued)

Lab Sample ID: MB 400-733807/1-A

Client Sample ID: Method Blank

Matrix: Water

Prep Type: Total/NA

Analysis Batch: 733900

Prep Batch: 733807

Analyte	MB	MB	RL	MDL	Unit	D	Prepared	Analyzed	Dil Fac
	Result	Qualifier							
Acetophenone	ND		10.0	3.20	ug/L		12/15/25 10:15	12/16/25 11:49	1
Anthracene	ND		10.0	0.910	ug/L		12/15/25 10:15	12/16/25 11:49	1
Atrazine	ND		10.0	1.13	ug/L		12/15/25 10:15	12/16/25 11:49	1
Benzaldehyde	ND		10.0	0.670	ug/L		12/15/25 10:15	12/16/25 11:49	1
Benzo[a]anthracene	ND		10.0	1.00	ug/L		12/15/25 10:15	12/16/25 11:49	1
Benzo[a]pyrene	ND		10.0	1.10	ug/L		12/15/25 10:15	12/16/25 11:49	1
Benzo[b]fluoranthene	ND		10.0	1.20	ug/L		12/15/25 10:15	12/16/25 11:49	1
Benzo[g,h,i]perylene	ND		10.0	1.50	ug/L		12/15/25 10:15	12/16/25 11:49	1
Benzo[k]fluoranthene	ND		10.0	1.50	ug/L		12/15/25 10:15	12/16/25 11:49	1
bis (2-chloroisopropyl) ether	ND		10.0	0.930	ug/L		12/15/25 10:15	12/16/25 11:49	1
Bis(2-chloroethoxy)methane	ND		10.0	0.340	ug/L		12/15/25 10:15	12/16/25 11:49	1
Bis(2-chloroethyl)ether	ND		10.0	0.730	ug/L		12/15/25 10:15	12/16/25 11:49	1
Bis(2-ethylhexyl) phthalate	ND		10.0	4.00	ug/L		12/15/25 10:15	12/16/25 11:49	1
Butyl benzyl phthalate	ND		10.0	4.00	ug/L		12/15/25 10:15	12/16/25 11:49	1
Caprolactam	ND		10.0	2.40	ug/L		12/15/25 10:15	12/16/25 11:49	1
Carbazole	ND		10.0	0.320	ug/L		12/15/25 10:15	12/16/25 11:49	1
Chrysene	ND		10.0	1.20	ug/L		12/15/25 10:15	12/16/25 11:49	1
Dibenz(a,h)anthracene	ND		10.0	1.30	ug/L		12/15/25 10:15	12/16/25 11:49	1
Dibenzofuran	ND		10.0	0.640	ug/L		12/15/25 10:15	12/16/25 11:49	1
Diethyl phthalate	ND		10.0	4.00	ug/L		12/15/25 10:15	12/16/25 11:49	1
Dimethyl phthalate	ND		10.0	4.00	ug/L		12/15/25 10:15	12/16/25 11:49	1
Di-n-butyl phthalate	ND		10.0	8.19	ug/L		12/15/25 10:15	12/16/25 11:49	1
Di-n-octyl phthalate	ND		10.0	4.00	ug/L		12/15/25 10:15	12/16/25 11:49	1
Fluoranthene	ND		10.0	0.630	ug/L		12/15/25 10:15	12/16/25 11:49	1
Fluorene	ND		10.0	0.670	ug/L		12/15/25 10:15	12/16/25 11:49	1
Hexachlorobenzene	ND		10.0	0.250	ug/L		12/15/25 10:15	12/16/25 11:49	1
Hexachlorobutadiene	ND		10.0	0.550	ug/L		12/15/25 10:15	12/16/25 11:49	1
Hexachlorocyclopentadiene	ND		20.0	0.320	ug/L		12/15/25 10:15	12/16/25 11:49	1
Hexachloroethane	ND		10.0	0.530	ug/L		12/15/25 10:15	12/16/25 11:49	1
Indeno[1,2,3-cd]pyrene	ND		10.0	1.10	ug/L		12/15/25 10:15	12/16/25 11:49	1
Isophorone	ND		10.0	0.800	ug/L		12/15/25 10:15	12/16/25 11:49	1
Naphthalene	ND		10.0	0.750	ug/L		12/15/25 10:15	12/16/25 11:49	1
Nitrobenzene	ND		10.0	0.600	ug/L		12/15/25 10:15	12/16/25 11:49	1
N-Nitrosodi-n-propylamine	ND		10.0	0.330	ug/L		12/15/25 10:15	12/16/25 11:49	1
N-Nitrosodiphenylamine	ND		10.0	0.190	ug/L		12/15/25 10:15	12/16/25 11:49	1
Pentachlorophenol	ND		10.0	2.80	ug/L		12/15/25 10:15	12/16/25 11:49	1
Phenanthrene	ND		10.0	0.740	ug/L		12/15/25 10:15	12/16/25 11:49	1
Phenol	ND		10.0	0.680	ug/L		12/15/25 10:15	12/16/25 11:49	1
Pyrene	ND		10.0	0.630	ug/L		12/15/25 10:15	12/16/25 11:49	1

Surrogate	MB	MB	Limits	Prepared	Analyzed	Dil Fac
	%Recovery	Qualifier				
2,4,6-Tribromophenol (Surr)	83		10 - 150	12/15/25 10:15	12/16/25 11:49	1
2-Fluorobiphenyl (Surr)	69		25 - 139	12/15/25 10:15	12/16/25 11:49	1
2-Fluorophenol (Surr)	62		10 - 150	12/15/25 10:15	12/16/25 11:49	1
Nitrobenzene-d5 (Surr)	70		22 - 150	12/15/25 10:15	12/16/25 11:49	1
Phenol-d5 (Surr)	55		10 - 150	12/15/25 10:15	12/16/25 11:49	1
Terphenyl-d14 (Surr)	70		28 - 150	12/15/25 10:15	12/16/25 11:49	1

Eurofins Raleigh

QC Sample Results

Client: S&ME Inc
Project/Site: Lyon Park

Job ID: 752-40148-1

Method: 8270E - Semivolatile Organic Compounds (GC-MS/MS) (Continued)

Lab Sample ID: LCS 400-733807/2-A

Matrix: Water

Analysis Batch: 733900

Client Sample ID: Lab Control Sample

Prep Type: Total/NA

Prep Batch: 733807

Analyte	Spike Added	LCS Result	LCS Qualifier	Unit	D	%Rec	%Rec Limits
1,1'-Biphenyl	33.3	26.76		ug/L		80	27 - 120
2,4,5-Trichlorophenol	33.3	33.03		ug/L		99	27 - 136
2,4,6-Trichlorophenol	33.3	30.56		ug/L		92	21 - 132
2,4-Dichlorophenol	33.3	27.20		ug/L		82	30 - 125
2,4-Dimethylphenol	33.3	23.09		ug/L		69	10 - 142
2,4-Dinitrophenol	66.7	50.18		ug/L		75	10 - 150
2,4-Dinitrotoluene	33.3	27.67		ug/L		83	30 - 129
2,6-Dinitrotoluene	33.3	28.70		ug/L		86	34 - 132
2-Chloronaphthalene	33.3	23.40		ug/L		70	10 - 150
2-Chlorophenol	33.3	23.84		ug/L		72	28 - 127
2-Methylnaphthalene	33.3	24.81		ug/L		74	24 - 150
2-Methylphenol	33.3	21.63		ug/L		65	11 - 121
2-Nitroaniline	33.3	30.70		ug/L		92	31 - 141
2-Nitrophenol	33.3	28.83		ug/L		86	31 - 142
3 & 4 Methylphenol	33.3	20.87		ug/L		63	10 - 150
3,3'-Dichlorobenzidine	66.7	54.28		ug/L		81	10 - 150
3-Nitroaniline	33.3	30.31		ug/L		91	33 - 136
4,6-Dinitro-2-methylphenol	66.7	56.29		ug/L		84	10 - 150
4-Bromophenyl phenyl ether	33.3	23.70		ug/L		71	24 - 120
4-Chloro-3-methylphenol	33.3	25.60		ug/L		77	10 - 137
4-Chloroaniline	33.3	25.36		ug/L		76	10 - 150
4-Chlorophenyl phenyl ether	33.3	25.06		ug/L		75	31 - 110
4-Nitroaniline	33.3	30.30		ug/L		91	37 - 139
4-Nitrophenol	66.7	36.84		ug/L		55	10 - 150
Acenaphthene	33.3	27.27		ug/L		82	29 - 150
Acenaphthylene	33.3	28.57		ug/L		86	30 - 150
Acetophenone	33.3	22.47		ug/L		67	27 - 119
Anthracene	33.3	25.18		ug/L		76	31 - 150
Atrazine	33.3	26.35		ug/L		79	10 - 150
Benzaldehyde	33.3	26.38		ug/L		79	10 - 150
Benzo[a]anthracene	33.3	25.26		ug/L		76	36 - 150
Benzo[a]pyrene	33.3	25.76		ug/L		77	29 - 150
Benzo[b]fluoranthene	33.3	26.14		ug/L		78	32 - 150
Benzo[g,h,i]perylene	33.3	25.93		ug/L		78	28 - 150
Benzo[k]fluoranthene	33.3	25.24		ug/L		76	30 - 150
bis (2-chloroisopropyl) ether	33.3	21.96		ug/L		66	32 - 115
Bis(2-chloroethoxy)methane	33.3	26.55		ug/L		80	34 - 120
Bis(2-chloroethyl)ether	33.3	26.38		ug/L		79	32 - 114
Bis(2-ethylhexyl) phthalate	33.3	29.32		ug/L		88	24 - 133
Butyl benzyl phthalate	33.3	30.28		ug/L		91	24 - 140
Caprolactam	33.3	18.77		ug/L		56	10 - 150
Carbazole	33.3	22.58		ug/L		68	28 - 123
Chrysene	33.3	24.15		ug/L		72	34 - 150
Dibenz(a,h)anthracene	33.3	24.57		ug/L		74	29 - 150
Dibenzofuran	33.3	24.11		ug/L		72	35 - 110
Diethyl phthalate	33.3	29.76		ug/L		89	31 - 118
Dimethyl phthalate	33.3	31.05		ug/L		93	24 - 125
Di-n-butyl phthalate	33.3	27.06		ug/L		81	30 - 127

Eurofins Raleigh

QC Sample Results

Client: S&ME Inc
Project/Site: Lyon Park

Job ID: 752-40148-1

Method: 8270E - Semivolatile Organic Compounds (GC-MS/MS) (Continued)

Lab Sample ID: LCS 400-733807/2-A

Matrix: Water

Analysis Batch: 733900

Client Sample ID: Lab Control Sample

Prep Type: Total/NA

Prep Batch: 733807

Analyte	Spike Added	LCS Result	LCS Qualifier	Unit	D	%Rec	%Rec	
							Limits	
Di-n-octyl phthalate	33.3	30.72		ug/L		92	28 - 142	
Fluoranthene	33.3	26.43		ug/L		79	30 - 150	
Fluorene	33.3	26.42		ug/L		79	30 - 150	
Hexachlorobenzene	33.3	24.99		ug/L		75	29 - 113	
Hexachlorobutadiene	33.3	17.34		ug/L		52	10 - 117	
Hexachlorocyclopentadiene	33.3	18.18	J	ug/L		55	10 - 150	
Hexachloroethane	33.3	16.83		ug/L		50	10 - 112	
Indeno[1,2,3-cd]pyrene	33.3	24.64		ug/L		74	28 - 150	
Isophorone	33.3	24.66		ug/L		74	29 - 125	
Naphthalene	33.3	20.81		ug/L		62	27 - 150	
Nitrobenzene	33.3	25.18		ug/L		76	29 - 129	
N-Nitrosodi-n-propylamine	33.3	27.10		ug/L		81	50 - 134	
N-Nitrosodiphenylamine	33.1	24.45		ug/L		74	50 - 132	
Pentachlorophenol	66.7	55.44		ug/L		83	14 - 150	
Phenanthrene	33.3	24.66		ug/L		74	32 - 150	
Phenol	33.3	19.08		ug/L		57	10 - 150	
Pyrene	33.3	27.20		ug/L		82	30 - 150	

Surrogate	LCS LCS		Limits
	%Recovery	Qualifier	
2,4,6-Tribromophenol (Surr)	73		10 - 150
2-Fluorobiphenyl (Surr)	62		25 - 139
2-Fluorophenol (Surr)	51		10 - 150
Nitrobenzene-d5 (Surr)	63		22 - 150
Phenol-d5 (Surr)	47		10 - 150
Terphenyl-d14 (Surr)	65		28 - 150

Lab Sample ID: LCSD 400-733807/3-A

Matrix: Water

Analysis Batch: 733900

Client Sample ID: Lab Control Sample Dup

Prep Type: Total/NA

Prep Batch: 733807

Analyte	Spike Added	LCSD Result	LCSD Qualifier	Unit	D	%Rec	%Rec		RPD	
							Limits		RPD	Limit
1,1'-Biphenyl	33.3	26.69		ug/L		80	27 - 120	0	40	
2,4,5-Trichlorophenol	33.3	34.17		ug/L		103	27 - 136	3	40	
2,4,6-Trichlorophenol	33.3	31.98		ug/L		96	21 - 132	5	40	
2,4-Dichlorophenol	33.3	28.03		ug/L		84	30 - 125	3	40	
2,4-Dimethylphenol	33.3	23.87		ug/L		72	10 - 142	3	40	
2,4-Dinitrophenol	66.7	53.70		ug/L		81	10 - 150	7	40	
2,4-Dinitrotoluene	33.3	28.30		ug/L		85	30 - 129	2	40	
2,6-Dinitrotoluene	33.3	29.65		ug/L		89	34 - 132	3	40	
2-Chloronaphthalene	33.3	23.19		ug/L		70	10 - 150	1	40	
2-Chlorophenol	33.3	25.94		ug/L		78	28 - 127	8	40	
2-Methylnaphthalene	33.3	23.98		ug/L		72	24 - 150	3	40	
2-Methylphenol	33.3	24.24		ug/L		73	11 - 121	11	40	
2-Nitroaniline	33.3	32.28		ug/L		97	31 - 141	5	40	
2-Nitrophenol	33.3	30.54		ug/L		92	31 - 142	6	40	
3 & 4 Methylphenol	33.3	22.91		ug/L		69	10 - 150	9	40	
3,3'-Dichlorobenzidine	66.7	56.14		ug/L		84	10 - 150	3	40	
3-Nitroaniline	33.3	31.45		ug/L		94	33 - 136	4	40	

Eurofins Raleigh

QC Sample Results

Client: S&ME Inc
Project/Site: Lyon Park

Job ID: 752-40148-1

Method: 8270E - Semivolatile Organic Compounds (GC-MS/MS) (Continued)

Lab Sample ID: LCSD 400-733807/3-A

Matrix: Water

Analysis Batch: 733900

Client Sample ID: Lab Control Sample Dup

Prep Type: Total/NA

Prep Batch: 733807

Analyte	Spike	LCSD	LCSD	Unit	D	%Rec	%Rec	RPD	RPD
	Added	Result	Qualifier				Limits		Limit
4,6-Dinitro-2-methylphenol	66.7	60.37		ug/L		91	10 - 150	7	40
4-Bromophenyl phenyl ether	33.3	24.02		ug/L		72	24 - 120	1	40
4-Chloro-3-methylphenol	33.3	26.76		ug/L		80	10 - 137	4	40
4-Chloroaniline	33.3	25.52		ug/L		77	10 - 150	1	40
4-Chlorophenyl phenyl ether	33.3	25.93		ug/L		78	31 - 110	3	40
4-Nitroaniline	33.3	31.14		ug/L		93	37 - 139	3	40
4-Nitrophenol	66.7	40.49		ug/L		61	10 - 150	9	40
Acenaphthene	33.3	27.56		ug/L		83	29 - 150	1	40
Acenaphthylene	33.3	28.82		ug/L		86	30 - 150	1	40
Acetophenone	33.3	24.11		ug/L		72	27 - 119	7	40
Anthracene	33.3	25.71		ug/L		77	31 - 150	2	40
Atrazine	33.3	27.08		ug/L		81	10 - 150	3	40
Benzaldehyde	33.3	28.14		ug/L		84	10 - 150	6	40
Benzo[a]anthracene	33.3	26.30		ug/L		79	36 - 150	4	40
Benzo[a]pyrene	33.3	26.78		ug/L		80	29 - 150	4	40
Benzo[b]fluoranthene	33.3	26.54		ug/L		80	32 - 150	2	40
Benzo[g,h,i]perylene	33.3	26.72		ug/L		80	28 - 150	3	40
Benzo[k]fluoranthene	33.3	26.45		ug/L		79	30 - 150	5	40
bis (2-chloroisopropyl) ether	33.3	24.27		ug/L		73	32 - 115	10	40
Bis(2-chloroethoxy)methane	33.3	27.10		ug/L		81	34 - 120	2	40
Bis(2-chloroethyl)ether	33.3	28.41		ug/L		85	32 - 114	7	40
Bis(2-ethylhexyl) phthalate	33.3	30.17		ug/L		90	24 - 133	3	40
Butyl benzyl phthalate	33.3	31.62		ug/L		95	24 - 140	4	40
Caprolactam	33.3	17.91		ug/L		54	10 - 150	5	40
Carbazole	33.3	23.05		ug/L		69	28 - 123	2	40
Chrysene	33.3	25.06		ug/L		75	34 - 150	4	40
Dibenz(a,h)anthracene	33.3	25.24		ug/L		76	29 - 150	3	40
Dibenzofuran	33.3	24.82		ug/L		74	35 - 110	3	40
Diethyl phthalate	33.3	31.28		ug/L		94	31 - 118	5	40
Dimethyl phthalate	33.3	32.75		ug/L		98	24 - 125	5	40
Di-n-butyl phthalate	33.3	27.46		ug/L		82	30 - 127	1	40
Di-n-octyl phthalate	33.3	31.18		ug/L		94	28 - 142	2	40
Fluoranthene	33.3	26.52		ug/L		80	30 - 150	0	40
Fluorene	33.3	27.33		ug/L		82	30 - 150	3	40
Hexachlorobenzene	33.3	25.22		ug/L		76	29 - 113	1	40
Hexachlorobutadiene	33.3	13.94		ug/L		42	10 - 117	22	40
Hexachlorocyclopentadiene	33.3	15.55	J	ug/L		47	10 - 150	16	40
Hexachloroethane	33.3	15.85		ug/L		48	10 - 112	6	40
Indeno[1,2,3-cd]pyrene	33.3	25.05		ug/L		75	28 - 150	2	40
Isophorone	33.3	26.32		ug/L		79	29 - 125	7	40
Naphthalene	33.3	20.80		ug/L		62	27 - 150	0	40
Nitrobenzene	33.3	27.24		ug/L		82	29 - 129	8	40
N-Nitrosodi-n-propylamine	33.3	30.01		ug/L		90	50 - 134	10	40
N-Nitrosodiphenylamine	33.1	25.58		ug/L		77	50 - 132	5	40
Pentachlorophenol	66.7	55.61		ug/L		83	14 - 150	0	40
Phenanthrene	33.3	25.14		ug/L		75	32 - 150	2	40
Phenol	33.3	21.63		ug/L		65	10 - 150	13	40
Pyrene	33.3	27.12		ug/L		81	30 - 150	0	40

Eurofins Raleigh

QC Sample Results

Client: S&ME Inc
Project/Site: Lyon Park

Job ID: 752-40148-1

Method: 8270E - Semivolatile Organic Compounds (GC-MS/MS) (Continued)

Lab Sample ID: LCSD 400-733807/3-A
Matrix: Water
Analysis Batch: 733900

Client Sample ID: Lab Control Sample Dup
Prep Type: Total/NA
Prep Batch: 733807

Surrogate	LCSD %Recovery	LCSD Qualifier	Limits
2,4,6-Tribromophenol (Surr)	82		10 - 150
2-Fluorobiphenyl (Surr)	68		25 - 139
2-Fluorophenol (Surr)	64		10 - 150
Nitrobenzene-d5 (Surr)	70		22 - 150
Phenol-d5 (Surr)	61		10 - 150
Terphenyl-d14 (Surr)	71		28 - 150

Method: 8270E SIM ID - Semivolatile Organic Compounds (GC/MS SIM / Isotope Dilution)

Lab Sample ID: MB 400-733986/1-A
Matrix: Water
Analysis Batch: 734280

Client Sample ID: Method Blank
Prep Type: Total/NA
Prep Batch: 733986

Analyte	MB Result	MB Qualifier	RL	MDL	Unit	D	Prepared	Analyzed	Dil Fac
1,4-Dioxane	ND		0.300	0.300	ug/L		12/16/25 15:55	12/18/25 17:05	1
Isotope Dilution	MB %Recovery	MB Qualifier	Limits				Prepared	Analyzed	Dil Fac
1,4-Dioxane-d8	38		10 - 140				12/16/25 15:55	12/18/25 17:05	1

Lab Sample ID: LCS 400-733986/2-A
Matrix: Water
Analysis Batch: 734280

Client Sample ID: Lab Control Sample
Prep Type: Total/NA
Prep Batch: 733986

Analyte	Spike Added	LCS Result	LCS Qualifier	Unit	D	%Rec	%Rec Limits
1,4-Dioxane	16.0	14.97		ug/L		94	30 - 150
Isotope Dilution	LCS %Recovery	LCS Qualifier	Limits				
1,4-Dioxane-d8	36		10 - 140				

Lab Sample ID: LCSD 400-733986/3-A
Matrix: Water
Analysis Batch: 734280

Client Sample ID: Lab Control Sample Dup
Prep Type: Total/NA
Prep Batch: 733986

Analyte	Spike Added	LCSD Result	LCSD Qualifier	Unit	D	%Rec	%Rec Limits	RPD	Limit
1,4-Dioxane	16.0	15.10		ug/L		94	30 - 150	1	40
Isotope Dilution	LCSD %Recovery	LCSD Qualifier	Limits						
1,4-Dioxane-d8	44		10 - 140						

Method: 9056A - Anions, Ion Chromatography

Lab Sample ID: MB 705-102837/3
Matrix: Water
Analysis Batch: 102837

Client Sample ID: Method Blank
Prep Type: Total/NA

Analyte	MB Result	MB Qualifier	RL	MDL	Unit	D	Prepared	Analyzed	Dil Fac
Sulfate	ND		1.00	0.767	mg/L			12/18/25 21:24	1

QC Sample Results

Client: S&ME Inc
Project/Site: Lyon Park

Job ID: 752-40148-1

Method: 9056A - Anions, Ion Chromatography (Continued)

Lab Sample ID: LCS 705-102837/4
Matrix: Water
Analysis Batch: 102837

Client Sample ID: Lab Control Sample
Prep Type: Total/NA

Analyte	Spike Added	LCS Result	LCS Qualifier	Unit	D	%Rec	%Rec Limits
Sulfate	25.0	25.00		mg/L		100	90 - 110

Lab Sample ID: MB 705-102976/3
Matrix: Water
Analysis Batch: 102976

Client Sample ID: Method Blank
Prep Type: Total/NA

Analyte	MB Result	MB Qualifier	RL	MDL	Unit	D	Prepared	Analyzed	Dil Fac
Sulfate	ND		1.00	0.767	mg/L			12/19/25 11:19	1

Lab Sample ID: LCS 705-102976/4
Matrix: Water
Analysis Batch: 102976

Client Sample ID: Lab Control Sample
Prep Type: Total/NA

Analyte	Spike Added	LCS Result	LCS Qualifier	Unit	D	%Rec	%Rec Limits
Sulfate	25.0	24.82		mg/L		99	90 - 110

Method: 6020B - Metals (ICP/MS)

Lab Sample ID: MB 705-101914/1-A
Matrix: Water
Analysis Batch: 102919

Client Sample ID: Method Blank
Prep Type: Total Recoverable
Prep Batch: 101914

Analyte	MB Result	MB Qualifier	RL	MDL	Unit	D	Prepared	Analyzed	Dil Fac
Antimony	ND		5.00	2.45	ug/L		12/16/25 08:18	12/18/25 18:11	1
Arsenic	ND		5.00	1.32	ug/L		12/16/25 08:18	12/18/25 18:11	1
Barium	ND		10.0	0.410	ug/L		12/16/25 08:18	12/18/25 18:11	1
Beryllium	ND		1.00	0.147	ug/L		12/16/25 08:18	12/18/25 18:11	1
Cadmium	ND		0.700	0.237	ug/L		12/16/25 08:18	12/18/25 18:11	1
Chromium	ND		5.00	3.69	ug/L		12/16/25 08:18	12/18/25 18:11	1
Cobalt	ND		5.00	0.411	ug/L		12/16/25 08:18	12/18/25 18:11	1
Copper	ND		2.00	0.642	ug/L		12/16/25 08:18	12/18/25 18:11	1
Lead	ND		1.00	0.864	ug/L		12/16/25 08:18	12/18/25 18:11	1
Manganese	ND		5.00	1.29	ug/L		12/16/25 08:18	12/18/25 18:11	1
Nickel	ND		5.00	0.422	ug/L		12/16/25 08:18	12/18/25 18:11	1
Selenium	ND		5.00	2.29	ug/L		12/16/25 08:18	12/18/25 18:11	1
Silver	ND		1.00	0.167	ug/L		12/16/25 08:18	12/18/25 18:11	1
Thallium	0.4627	J	1.00	0.190	ug/L		12/16/25 08:18	12/18/25 18:11	1
Vanadium	ND		5.00	1.22	ug/L		12/16/25 08:18	12/18/25 18:11	1
Zinc	ND		10.0	8.91	ug/L		12/16/25 08:18	12/18/25 18:11	1

Lab Sample ID: LCS 705-101914/2-A
Matrix: Water
Analysis Batch: 102919

Client Sample ID: Lab Control Sample
Prep Type: Total Recoverable
Prep Batch: 101914

Analyte	Spike Added	LCS Result	LCS Qualifier	Unit	D	%Rec	%Rec Limits
Antimony	100	107.1		ug/L		107	80 - 120
Arsenic	100	108.6		ug/L		109	80 - 120
Barium	100	103.4		ug/L		103	80 - 120
Beryllium	100	104.9		ug/L		105	80 - 120
Cadmium	100	108.3		ug/L		108	80 - 120

Eurofins Raleigh

QC Sample Results

Client: S&ME Inc
Project/Site: Lyon Park

Job ID: 752-40148-1

Method: 6020B - Metals (ICP/MS) (Continued)

Lab Sample ID: LCS 705-101914/2-A
Matrix: Water
Analysis Batch: 102919

Client Sample ID: Lab Control Sample
Prep Type: Total Recoverable
Prep Batch: 101914

Analyte	Spike Added	LCS Result	LCS Qualifier	Unit	D	%Rec	%Rec	
							Limits	
Chromium	100	106.4		ug/L		106	80 - 120	
Cobalt	100	105.8		ug/L		106	80 - 120	
Copper	100	106.2		ug/L		106	80 - 120	
Lead	100	110.3		ug/L		110	80 - 120	
Manganese	100	103.3		ug/L		103	80 - 120	
Nickel	100	106.5		ug/L		106	80 - 120	
Selenium	100	104.1		ug/L		104	80 - 120	
Silver	10.0	10.91		ug/L		109	80 - 120	
Thallium	100	111.4		ug/L		111	80 - 120	
Vanadium	100	105.3		ug/L		105	80 - 120	
Zinc	100	109.7		ug/L		110	80 - 120	

Method: 7470A - Mercury (CVAA)

Lab Sample ID: MB 705-102135/1-A
Matrix: Water
Analysis Batch: 102379

Client Sample ID: Method Blank
Prep Type: Total/NA
Prep Batch: 102135

Analyte	MB Result	MB Qualifier	RL	MDL	Unit	D	Prepared	Analyzed	Dil Fac

Lab Sample ID: LCS 705-102135/2-A
Matrix: Water
Analysis Batch: 102379

Client Sample ID: Lab Control Sample
Prep Type: Total/NA
Prep Batch: 102135

Analyte	Spike Added	LCS Result	LCS Qualifier	Unit	D	%Rec	%Rec	
							Limits	
Mercury	4.00	4.351		ug/L		109	80 - 120	

Method: 350.1 - Nitrogen, Ammonia (Low Level)

Lab Sample ID: MB 705-103475/54
Matrix: Water
Analysis Batch: 103475

Client Sample ID: Method Blank
Prep Type: Total/NA

Analyte	MB Result	MB Qualifier	RL	MDL	Unit	D	Prepared	Analyzed	Dil Fac

Lab Sample ID: MB 705-103475/92
Matrix: Water
Analysis Batch: 103475

Client Sample ID: Method Blank
Prep Type: Total/NA

Analyte	MB Result	MB Qualifier	RL	MDL	Unit	D	Prepared	Analyzed	Dil Fac

Lab Sample ID: LCS 705-103475/55
Matrix: Water
Analysis Batch: 103475

Client Sample ID: Lab Control Sample
Prep Type: Total/NA

Analyte	Spike Added	LCS Result	LCS Qualifier	Unit	D	%Rec	%Rec	
							Limits	
Ammonia (as N)	2.00	2.162		mg/L		108	90 - 110	

Eurofins Raleigh

QC Sample Results

Client: S&ME Inc
Project/Site: Lyon Park

Job ID: 752-40148-1

Method: 350.1 - Nitrogen, Ammonia (Low Level) (Continued)

Lab Sample ID: LCS 705-103475/93
Matrix: Water
Analysis Batch: 103475

Client Sample ID: Lab Control Sample
Prep Type: Total/NA

Analyte	Spike Added	LCS Result	LCS Qualifier	Unit	D	%Rec	%Rec Limits
Ammonia (as N)	2.00	2.155		mg/L		108	90 - 110

Method: 353.2 - Nitrogen, Nitrite

Lab Sample ID: MB 752-14368/11
Matrix: Water
Analysis Batch: 14368

Client Sample ID: Method Blank
Prep Type: Total/NA

Analyte	MB Result	MB Qualifier	RL	MDL	Unit	D	Prepared	Analyzed	Dil Fac
Nitrite as N	ND		0.100	0.0168	mg/L			12/11/25 13:39	1

Lab Sample ID: LCS 752-14368/14
Matrix: Water
Analysis Batch: 14368

Client Sample ID: Lab Control Sample
Prep Type: Total/NA

Analyte	Spike Added	LCS Result	LCS Qualifier	Unit	D	%Rec	%Rec Limits
Nitrite as N	1.00	0.9869		mg/L		99	90 - 110

Lab Sample ID: LCSD 752-14368/46
Matrix: Water
Analysis Batch: 14368

Client Sample ID: Lab Control Sample Dup
Prep Type: Total/NA

Analyte	Spike Added	LCSD Result	LCSD Qualifier	Unit	D	%Rec	%Rec Limits	RPD	RPD Limit
Nitrite as N	1.00	0.9800		mg/L		98	90 - 110	1	10

Lab Sample ID: 752-40148-2 MS
Matrix: Water
Analysis Batch: 14368

Client Sample ID: SW-8
Prep Type: Total/NA

Analyte	Sample Result	Sample Qualifier	Spike Added	MS Result	MS Qualifier	Unit	D	%Rec	%Rec Limits
Nitrite as N	ND		1.00	0.9894		mg/L		99	90 - 110

Lab Sample ID: 752-40148-2 MSD
Matrix: Water
Analysis Batch: 14368

Client Sample ID: SW-8
Prep Type: Total/NA

Analyte	Sample Result	Sample Qualifier	Spike Added	MSD Result	MSD Qualifier	Unit	D	%Rec	%Rec Limits	RPD	RPD Limit
Nitrite as N	ND		1.00	1.007		mg/L		101	90 - 110	2	10

Method: 353.2 - Nitrogen, Nitrate-Nitrite

Lab Sample ID: MB 705-102549/104
Matrix: Water
Analysis Batch: 102549

Client Sample ID: Method Blank
Prep Type: Total/NA

Analyte	MB Result	MB Qualifier	RL	MDL	Unit	D	Prepared	Analyzed	Dil Fac
Nitrate Nitrite as N	ND		0.0500	0.0141	mg/L			12/18/25 08:27	1
Nitrate Nitrite as N	ND		0.0500	0.0141	mg/L			12/18/25 08:27	1
Nitrate Nitrite as N	ND		0.0500	0.0141	mg/L			12/18/25 08:27	1

QC Sample Results

Client: S&ME Inc
Project/Site: Lyon Park

Job ID: 752-40148-1

Method: 353.2 - Nitrogen, Nitrate-Nitrite (Continued)

Lab Sample ID: MB 705-102549/119
Matrix: Water
Analysis Batch: 102549

Client Sample ID: Method Blank
Prep Type: Total/NA

Analyte	MB Result	MB Qualifier	RL	MDL	Unit	D	Prepared	Analyzed	Dil Fac
Nitrate Nitrite as N	ND		0.0500	0.0141	mg/L			12/18/25 09:00	1

Lab Sample ID: LCS 705-102549/14
Matrix: Water
Analysis Batch: 102549

Client Sample ID: Lab Control Sample
Prep Type: Total/NA

Analyte	Spike Added	LCS Result	LCS Qualifier	Unit	D	%Rec	%Rec Limits
Nitrate Nitrite as N	1.00	0.9981		mg/L		100	90 - 110

Lab Sample ID: LCS 705-102549/74
Matrix: Water
Analysis Batch: 102549

Client Sample ID: Lab Control Sample
Prep Type: Total/NA

Analyte	Spike Added	LCS Result	LCS Qualifier	Unit	D	%Rec	%Rec Limits
Nitrate Nitrite as N	1.00	1.016		mg/L		102	90 - 110

Lab Sample ID: 752-40148-1 MS
Matrix: Water
Analysis Batch: 102549

Client Sample ID: SW-7
Prep Type: Total/NA

Analyte	Sample Result	Sample Qualifier	Spike Added	MS Result	MS Qualifier	Unit	D	%Rec	%Rec Limits
Nitrate Nitrite as N	ND	F1	1.00	0.1038	F1	mg/L		10	90 - 110

Lab Sample ID: 752-40148-1 MSD
Matrix: Water
Analysis Batch: 102549

Client Sample ID: SW-7
Prep Type: Total/NA

Analyte	Sample Result	Sample Qualifier	Spike Added	MSD Result	MSD Qualifier	Unit	D	%Rec	%Rec Limits	RPD	RPD Limit
Nitrate Nitrite as N	ND	F1	1.00	0.09922	F1	mg/L		10	90 - 110	5	20

QC Association Summary

Client: S&ME Inc
Project/Site: Lyon Park

Job ID: 752-40148-1

GC/MS VOA

Analysis Batch: 102606

Lab Sample ID	Client Sample ID	Prep Type	Matrix	Method	Prep Batch
752-40148-1	SW-7	Total/NA	Water	8260D	
752-40148-2	SW-8	Total/NA	Water	8260D	
752-40148-3	SW-9	Total/NA	Water	8260D	
MB 705-102606/10	Method Blank	Total/NA	Water	8260D	
LCS 705-102606/1001	Lab Control Sample	Total/NA	Water	8260D	
LCS 705-102606/1003	Lab Control Sample	Total/NA	Water	8260D	

Analysis Batch: 103103

Lab Sample ID	Client Sample ID	Prep Type	Matrix	Method	Prep Batch
752-40148-1	SW-7	Total/NA	Water	8260D	
MB 705-103103/6	Method Blank	Total/NA	Water	8260D	
LCS 705-103103/1002	Lab Control Sample	Total/NA	Water	8260D	
LCS 705-103103/1003	Lab Control Sample	Total/NA	Water	8260D	

GC/MS Semi VOA

Prep Batch: 733807

Lab Sample ID	Client Sample ID	Prep Type	Matrix	Method	Prep Batch
752-40148-1	SW-7	Total/NA	Water	3511	
752-40148-2	SW-8	Total/NA	Water	3511	
752-40148-3	SW-9	Total/NA	Water	3511	
MB 400-733807/1-A	Method Blank	Total/NA	Water	3511	
LCS 400-733807/2-A	Lab Control Sample	Total/NA	Water	3511	
LCSD 400-733807/3-A	Lab Control Sample Dup	Total/NA	Water	3511	

Analysis Batch: 733900

Lab Sample ID	Client Sample ID	Prep Type	Matrix	Method	Prep Batch
752-40148-1	SW-7	Total/NA	Water	8270E	733807
752-40148-2	SW-8	Total/NA	Water	8270E	733807
MB 400-733807/1-A	Method Blank	Total/NA	Water	8270E	733807
LCS 400-733807/2-A	Lab Control Sample	Total/NA	Water	8270E	733807
LCSD 400-733807/3-A	Lab Control Sample Dup	Total/NA	Water	8270E	733807

Prep Batch: 733986

Lab Sample ID	Client Sample ID	Prep Type	Matrix	Method	Prep Batch
752-40148-1	SW-7	Total/NA	Water	3510C	
752-40148-2	SW-8	Total/NA	Water	3510C	
752-40148-3	SW-9	Total/NA	Water	3510C	
MB 400-733986/1-A	Method Blank	Total/NA	Water	3510C	
LCS 400-733986/2-A	Lab Control Sample	Total/NA	Water	3510C	
LCSD 400-733986/3-A	Lab Control Sample Dup	Total/NA	Water	3510C	

Analysis Batch: 734045

Lab Sample ID	Client Sample ID	Prep Type	Matrix	Method	Prep Batch
752-40148-3	SW-9	Total/NA	Water	8270E	733807

Analysis Batch: 734280

Lab Sample ID	Client Sample ID	Prep Type	Matrix	Method	Prep Batch
752-40148-1	SW-7	Total/NA	Water	8270E SIM ID	733986
752-40148-2	SW-8	Total/NA	Water	8270E SIM ID	733986
752-40148-3	SW-9	Total/NA	Water	8270E SIM ID	733986

Eurofins Raleigh

QC Association Summary

Client: S&ME Inc
Project/Site: Lyon Park

Job ID: 752-40148-1

GC/MS Semi VOA (Continued)

Analysis Batch: 734280 (Continued)

Lab Sample ID	Client Sample ID	Prep Type	Matrix	Method	Prep Batch
MB 400-733986/1-A	Method Blank	Total/NA	Water	8270E SIM ID	733986
LCS 400-733986/2-A	Lab Control Sample	Total/NA	Water	8270E SIM ID	733986
LCSD 400-733986/3-A	Lab Control Sample Dup	Total/NA	Water	8270E SIM ID	733986

HPLC/IC

Analysis Batch: 102837

Lab Sample ID	Client Sample ID	Prep Type	Matrix	Method	Prep Batch
752-40148-1	SW-7	Total/NA	Water	9056A	
752-40148-2	SW-8	Total/NA	Water	9056A	
MB 705-102837/3	Method Blank	Total/NA	Water	9056A	
LCS 705-102837/4	Lab Control Sample	Total/NA	Water	9056A	

Analysis Batch: 102976

Lab Sample ID	Client Sample ID	Prep Type	Matrix	Method	Prep Batch
752-40148-3	SW-9	Total/NA	Water	9056A	
MB 705-102976/3	Method Blank	Total/NA	Water	9056A	
LCS 705-102976/4	Lab Control Sample	Total/NA	Water	9056A	

Metals

Prep Batch: 101914

Lab Sample ID	Client Sample ID	Prep Type	Matrix	Method	Prep Batch
752-40148-1	SW-7	Total Recoverable	Water	3005A	
752-40148-2	SW-8	Total Recoverable	Water	3005A	
752-40148-3	SW-9	Total Recoverable	Water	3005A	
MB 705-101914/1-A	Method Blank	Total Recoverable	Water	3005A	
LCS 705-101914/2-A	Lab Control Sample	Total Recoverable	Water	3005A	

Prep Batch: 102135

Lab Sample ID	Client Sample ID	Prep Type	Matrix	Method	Prep Batch
752-40148-1	SW-7	Total/NA	Water	7470A	
752-40148-2	SW-8	Total/NA	Water	7470A	
752-40148-3	SW-9	Total/NA	Water	7470A	
MB 705-102135/1-A	Method Blank	Total/NA	Water	7470A	
LCS 705-102135/2-A	Lab Control Sample	Total/NA	Water	7470A	

Analysis Batch: 102379

Lab Sample ID	Client Sample ID	Prep Type	Matrix	Method	Prep Batch
752-40148-1	SW-7	Total/NA	Water	7470A	102135
752-40148-2	SW-8	Total/NA	Water	7470A	102135
752-40148-3	SW-9	Total/NA	Water	7470A	102135
MB 705-102135/1-A	Method Blank	Total/NA	Water	7470A	102135
LCS 705-102135/2-A	Lab Control Sample	Total/NA	Water	7470A	102135

Analysis Batch: 102919

Lab Sample ID	Client Sample ID	Prep Type	Matrix	Method	Prep Batch
752-40148-1	SW-7	Total Recoverable	Water	6020B	101914
752-40148-2	SW-8	Total Recoverable	Water	6020B	101914
752-40148-3	SW-9	Total Recoverable	Water	6020B	101914
MB 705-101914/1-A	Method Blank	Total Recoverable	Water	6020B	101914
LCS 705-101914/2-A	Lab Control Sample	Total Recoverable	Water	6020B	101914

Eurofins Raleigh

QC Association Summary

Client: S&ME Inc
Project/Site: Lyon Park

Job ID: 752-40148-1

General Chemistry

Analysis Batch: 14368

Lab Sample ID	Client Sample ID	Prep Type	Matrix	Method	Prep Batch
752-40148-1	SW-7	Total/NA	Water	353.2	
752-40148-2	SW-8	Total/NA	Water	353.2	
752-40148-3	SW-9	Total/NA	Water	353.2	
MB 752-14368/11	Method Blank	Total/NA	Water	353.2	
LCS 752-14368/14	Lab Control Sample	Total/NA	Water	353.2	
LCSD 752-14368/46	Lab Control Sample Dup	Total/NA	Water	353.2	
752-40148-2 MS	SW-8	Total/NA	Water	353.2	
752-40148-2 MSD	SW-8	Total/NA	Water	353.2	

Analysis Batch: 101436

Lab Sample ID	Client Sample ID	Prep Type	Matrix	Method	Prep Batch
752-40148-1	SW-7	Total/NA	Water	Nitrate by calc	
752-40148-2	SW-8	Total/NA	Water	Nitrate by calc	
752-40148-3	SW-9	Total/NA	Water	Nitrate by calc	

Analysis Batch: 102549

Lab Sample ID	Client Sample ID	Prep Type	Matrix	Method	Prep Batch
752-40148-1	SW-7	Total/NA	Water	353.2	
752-40148-2	SW-8	Total/NA	Water	353.2	
752-40148-3	SW-9	Total/NA	Water	353.2	
MB 705-102549/104	Method Blank	Total/NA	Water	353.2	
MB 705-102549/119	Method Blank	Total/NA	Water	353.2	
LCS 705-102549/14	Lab Control Sample	Total/NA	Water	353.2	
LCS 705-102549/74	Lab Control Sample	Total/NA	Water	353.2	
752-40148-1 MS	SW-7	Total/NA	Water	353.2	
752-40148-1 MSD	SW-7	Total/NA	Water	353.2	

Analysis Batch: 103475

Lab Sample ID	Client Sample ID	Prep Type	Matrix	Method	Prep Batch
752-40148-1	SW-7	Total/NA	Water	350.1	
752-40148-2	SW-8	Total/NA	Water	350.1	
752-40148-3	SW-9	Total/NA	Water	350.1	
MB 705-103475/54	Method Blank	Total/NA	Water	350.1	
MB 705-103475/92	Method Blank	Total/NA	Water	350.1	
LCS 705-103475/55	Lab Control Sample	Total/NA	Water	350.1	
LCS 705-103475/93	Lab Control Sample	Total/NA	Water	350.1	

Lab Chronicle

Client: S&ME Inc
Project/Site: Lyon Park

Job ID: 752-40148-1

Client Sample ID: SW-7

Lab Sample ID: 752-40148-1

Date Collected: 12/10/25 15:45

Matrix: Water

Date Received: 12/10/25 17:15

Prep Type	Batch Type	Batch Method	Run	Dilution Factor	Batch Number	Batch Analyst	Lab	Prepared or Analyzed
Total/NA	Analysis	8260D		1	102606	UI	EET ATL	12/18/25 17:17
Total/NA	Analysis	8260D		1	103103	Y1S	EET ATL 1	12/19/25 21:27
Total/NA	Prep	3511			733807	AMM	EET PEN	12/15/25 10:16
Total/NA	Analysis	8270E		1	733900	VC1	EET PEN	12/16/25 21:44
Total/NA	Prep	3510C			733986	AMM	EET PEN	12/16/25 15:55
Total/NA	Analysis	8270E SIM ID		1	734280	VC1	EET PEN	12/18/25 20:59
Total/NA	Analysis	9056A		1	102837	MS	EET ATL 2	12/19/25 01:38
Total Recoverable	Prep	3005A			101914	SA	EET ATL	12/16/25 08:18
Total Recoverable	Analysis	6020B		1	102919	IF	EET ATL	12/18/25 19:04
Total/NA	Prep	7470A			102135	TA	EET ATL	12/16/25 19:46
Total/NA	Analysis	7470A		1	102379	TA	EET ATL	12/17/25 00:50
Total/NA	Analysis	350.1		1	103475	TL	EET ATL	12/20/25 16:07
Total/NA	Analysis	353.2		1	14368	RKJ	EET RAL	12/11/25 13:54
Total/NA	Analysis	353.2		1	102549	AA	EET ATL	12/18/25 00:32
Total/NA	Analysis	Nitrate by calc		1	101436	JO	EET ATL	12/12/25 18:32

Client Sample ID: SW-8

Lab Sample ID: 752-40148-2

Date Collected: 12/10/25 15:15

Matrix: Water

Date Received: 12/10/25 17:15

Prep Type	Batch Type	Batch Method	Run	Dilution Factor	Batch Number	Batch Analyst	Lab	Prepared or Analyzed
Total/NA	Analysis	8260D		1	102606	UI	EET ATL	12/18/25 17:42
Total/NA	Prep	3511			733807	AMM	EET PEN	12/15/25 10:16
Total/NA	Analysis	8270E		1	733900	VC1	EET PEN	12/16/25 22:17
Total/NA	Prep	3510C			733986	AMM	EET PEN	12/16/25 15:55
Total/NA	Analysis	8270E SIM ID		1	734280	VC1	EET PEN	12/18/25 21:21
Total/NA	Analysis	9056A		1	102837	MS	EET ATL 2	12/19/25 02:24
Total Recoverable	Prep	3005A			101914	SA	EET ATL	12/16/25 08:18
Total Recoverable	Analysis	6020B		1	102919	IF	EET ATL	12/18/25 19:06
Total/NA	Prep	7470A			102135	TA	EET ATL	12/16/25 19:46
Total/NA	Analysis	7470A		1	102379	TA	EET ATL	12/17/25 00:54
Total/NA	Analysis	350.1		1	103475	TL	EET ATL	12/20/25 17:43
Total/NA	Analysis	353.2		1	14368	RKJ	EET RAL	12/11/25 13:57
Total/NA	Analysis	353.2		1	102549	AA	EET ATL	12/18/25 00:37
Total/NA	Analysis	Nitrate by calc		1	101436	JO	EET ATL	12/12/25 18:32

Client Sample ID: SW-9

Lab Sample ID: 752-40148-3

Date Collected: 12/10/25 14:45

Matrix: Water

Date Received: 12/10/25 17:15

Prep Type	Batch Type	Batch Method	Run	Dilution Factor	Batch Number	Batch Analyst	Lab	Prepared or Analyzed
Total/NA	Analysis	8260D		1	102606	UI	EET ATL	12/18/25 18:07

Lab Chronicle

Client: S&ME Inc
Project/Site: Lyon Park

Job ID: 752-40148-1

Client Sample ID: SW-9

Lab Sample ID: 752-40148-3

Date Collected: 12/10/25 14:45

Matrix: Water

Date Received: 12/10/25 17:15

Prep Type	Batch Type	Batch Method	Run	Dilution Factor	Batch Number	Analyst	Lab	Prepared or Analyzed
Total/NA	Prep	3511			733807	AMM	EET PEN	12/15/25 10:16
Total/NA	Analysis	8270E		1	734045	VC1	EET PEN	12/18/25 00:42
Total/NA	Prep	3510C			733986	AMM	EET PEN	12/16/25 15:55
Total/NA	Analysis	8270E SIM ID		1	734280	VC1	EET PEN	12/18/25 21:42
Total/NA	Analysis	9056A		1	102976	MS	EET ATL 2	12/19/25 14:34
Total Recoverable	Prep	3005A			101914	SA	EET ATL	12/16/25 08:18
Total Recoverable	Analysis	6020B		1	102919	IF	EET ATL	12/18/25 19:09
Total/NA	Prep	7470A			102135	TA	EET ATL	12/16/25 19:46
Total/NA	Analysis	7470A		1	102379	TA	EET ATL	12/17/25 00:57
Total/NA	Analysis	350.1		1	103475	TL	EET ATL	12/20/25 17:46
Total/NA	Analysis	353.2		1	14368	RKJ	EET RAL	12/11/25 14:00
Total/NA	Analysis	353.2		1	102549	AA	EET ATL	12/18/25 08:39
Total/NA	Analysis	Nitrate by calc		1	101436	JO	EET ATL	12/12/25 18:32

Laboratory References:

- EET ATL = Eurofins Atlanta, 3080 Presidential Dr, Atlanta, GA 30340, TEL (770)457-8177
- EET ATL 2 = Eurofins Atlanta Building A, 3080 Presidential Pkwy, Atlanta, GA 30340, TEL (770)457-8177
- EET PEN = Eurofins Pensacola, 3355 McLemore Drive, Pensacola, FL 32514, TEL (850)474-1001
- EET RAL = Eurofins Raleigh, 104 Woodwinds Industrial Court, Suite A, Cary, NC 27511, TEL (919)467-3090



Accreditation/Certification Summary

Client: S&ME Inc
Project/Site: Lyon Park

Job ID: 752-40148-1

Laboratory: Eurofins Raleigh

The accreditations/certifications listed below are applicable to this report.

Authority	Program	Identification Number	Expiration Date
North Carolina (WW/SW)	State	591	12-31-25

Laboratory: Eurofins Atlanta

Unless otherwise noted, all analytes for this laboratory were covered under each accreditation/certification below.

Authority	Program	Identification Number	Expiration Date
North Carolina (WW/SW)	State	562	12-31-25

The following analytes are included in this report, but the laboratory is not certified by the governing authority. This list may include analytes for which the agency does not offer certification.

Analysis Method	Prep Method	Matrix	Analyte
8260D		Water	Ethyl acetate
8260D		Water	Hexane
8260D		Water	n-Heptane
Nitrate by calc		Water	Nitrate as N

Laboratory: Eurofins Pensacola

Unless otherwise noted, all analytes for this laboratory were covered under each accreditation/certification below.

Authority	Program	Identification Number	Expiration Date
North Carolina (WW/SW)	State	314	12-31-25

The following analytes are included in this report, but the laboratory is not certified by the governing authority. This list may include analytes for which the agency does not offer certification.

Analysis Method	Prep Method	Matrix	Analyte
8270E	3511	Water	3 & 4 Methylphenol
8270E	3511	Water	4-Nitrophenol

Method Summary

Client: S&ME Inc
Project/Site: Lyon Park

Job ID: 752-40148-1

Method	Method Description	Protocol	Laboratory
8260D	Volatile Organic Compounds by GC/MS	SW846	EET ATL
8270E	Semivolatile Organic Compounds (GC-MS/MS)	SW846	EET PEN
8270E SIM ID	Semivolatile Organic Compounds (GC/MS SIM / Isotope Dilution)	SW846	EET PEN
9056A	Anions, Ion Chromatography	SW846	EET ATL 2
6020B	Metals (ICP/MS)	SW846	EET ATL
7470A	Mercury (CVAA)	SW846	EET ATL
350.1	Nitrogen, Ammonia (Low Level)	EPA	EET ATL
353.2	Nitrogen, Nitrate-Nitrite	EPA	EET ATL
353.2	Nitrogen, Nitrite	EPA	EET RAL
Nitrate by calc	Nitrogen, Nitrate-Nitrite	SM	EET ATL
3005A	Preparation, Total Recoverable or Dissolved Metals	SW846	EET ATL
3510C	Liquid-Liquid Extraction (Separatory Funnel)	SW846	EET PEN
3511	Microextraction of Organic Compounds	SW846	EET PEN
5030B	Purge and Trap	SW846	EET ATL
7470A	Preparation, Mercury	SW846	EET ATL

Protocol References:

EPA = US Environmental Protection Agency

SM = "Standard Methods For The Examination Of Water And Wastewater"

SW846 = "Test Methods For Evaluating Solid Waste, Physical/Chemical Methods", Third Edition, November 1986 And Its Updates.

Laboratory References:

EET ATL = Eurofins Atlanta, 3080 Presidential Dr, Atlanta, GA 30340, TEL (770)457-8177

EET ATL 2 = Eurofins Atlanta Building A, 3080 Presidential Pkwy, Atlanta, GA 30340, TEL (770)457-8177

EET PEN = Eurofins Pensacola, 3355 McLemore Drive, Pensacola, FL 32514, TEL (850)474-1001

EET RAL = Eurofins Raleigh, 104 Woodwinds Industrial Court, Suite A, Cary, NC 27511, TEL (919)467-3090

Sample Summary

Client: S&ME Inc
Project/Site: Lyon Park

Job ID: 752-40148-1


Lab Sample ID	Client Sample ID	Matrix	Collected	Received	Sample Origin
752-40148-1	SW-7	Water	12/10/25 15:45	12/10/25 17:15	North Carolina
752-40148-2	SW-8	Water	12/10/25 15:15	12/10/25 17:15	North Carolina
752-40148-3	SW-9	Water	12/10/25 14:45	12/10/25 17:15	North Carolina

- 1
- 2
- 3
- 4
- 5
- 6
- 7
- 8
- 9
- 10
- 11
- 12
- 13
- 14
- 15
- 16

Eurofins Savannah

5102 LaRoche Avenue
Savannah, GA 31404
Phone (912) 354-7858 Phone (912) 352-0165

Chain of Custody Record

Client Information					Lab PM:				Carrier Tracking No(s):				COC No:						
Client Contact: Jerry Paul					Bechtold, Chad								680-170211-59871.1						
Company: S&ME Inc					E-Mail: Chad.Bechtold@et.eurofinsus.com				State of Origin:				Page: 1 of 1						
Address: 3201 Spring Forest Road City: Raleigh State, Zip: NC, 27616 Phone: 919-872-2660(Tel) 919-876-3958(Fax) Email: jpaul@smeinc.com Project Name: Lyon Park Site:					Due Date Requested: TAT Requested (days): STANDARD TAT Compliance Project: <input type="checkbox"/> Yes <input checked="" type="checkbox"/> No PO #: 23050630BJ WO #: Project #: 68026680 SSOW#:					Analysis Requested					Job #: Preservation Codes: N - None S - H2SO4 A - HCL D - HNO  752-40148 COC Other: NODER EQ-15 EDDs Special Instructions/Note:				
Sample Identification	Sample Date	Sample Time	Sample Type (C=Comp, G=grab)	Matrix (W=water, S=solid, O=wastelol, BT=Tissue, A=Air, DW=Drinking Water)	Field Filtered Sample (Yes or No)	Perform MS/MSD (Yes or No)	8270E_QQQ - SVOC TCL OUM4.2	8270E_SIM_ID_D6 - 1,4 Dioxane	350.1 - Ammonia as N; 353.2 - NOx; Nitrate_Calc	8260D - VOC NC 02L List	6020B - PRLF Metals; 7470A - Hg	363.2 - Nitrite - Nitrate (4P Hour HT)	SM4690_SO4_F - Sulfate	Total Number of Containers					
Preservation Code: <input checked="" type="checkbox"/> N <input checked="" type="checkbox"/> S <input checked="" type="checkbox"/> A <input checked="" type="checkbox"/> D <input checked="" type="checkbox"/> N																			
Sw-7	12/10/25	1545	G	W	X	X	X	X	X	X	X	X	X						
Sw-8	↓	1515	↓	↓	X	X	X	X	X	X	X	X							
Sw-9	↓	1445	↓	↓	X	X	X	X	X	X	X	X							

Possible Hazard Identification
 Non-Hazard Flammable Skin Irritant Poison B Unknown Radiological

Sample Disposal (A fee may be assessed if samples are retained longer than 1 month)
 Return To Client Disposal By Lab Archive For _____ Months

Deliverable Requested: I, II, III, IV, Other (specify) _____ Special Instructions/QC Requirements: _____

Empty Kit Relinquished by:	Date:	Time:	Method of Shipment:
Relinquished by: <i>OG [Signature]</i>	Date/Time: 12-10-25 1715	Company: [Blank]	Received by: <i>Robert Pady</i>
Relinquished by: [Blank]	Date/Time: [Blank]	Company: [Blank]	Date/Time: 12/10/25 1715
Relinquished by: [Blank]	Date/Time: [Blank]	Company: [Blank]	Date/Time: [Blank]

Custody Seals Intact: Yes No Custody Seal No.: _____ Cooler Temperature(s) °C and Other Remarks: **4.2(40°C), 3.9(3.7°C)**

Login Sample Receipt Checklist

Client: S&ME Inc

Job Number: 752-40148-1

Login Number: 40148

List Number: 1

Creator: Yonish, Rachel

List Source: Eurofins Raleigh

Question	Answer	Comment
Radioactivity wasn't checked or is <=/ background as measured by a survey meter.	N/A	
The cooler's custody seal, if present, is intact.	True	
Sample custody seals, if present, are intact.	True	
The cooler or samples do not appear to have been compromised or tampered with.	True	
Samples were received on ice.	True	
Cooler Temperature is acceptable.	True	
Cooler Temperature is recorded.	True	
COC is present.	True	
COC is filled out in ink and legible.	True	
COC is filled out with all pertinent information.	True	
Is the Field Sampler's name present on COC?	True	
There are no discrepancies between the containers received and the COC.	True	
Samples are received within Holding Time (excluding tests with immediate HTs)	True	
Sample containers have legible labels.	True	
Containers are not broken or leaking.	True	
Sample collection date/times are provided.	True	
Appropriate sample containers are used.	True	
Sample bottles are completely filled.	True	
Sample Preservation Verified.	True	
There is sufficient vol. for all requested analyses, incl. any requested MS/MSDs	True	
Containers requiring zero headspace have no headspace or bubble is <6mm (1/4").	True	
Multiphasic samples are not present.	True	
Samples do not require splitting or compositing.	True	
Residual Chlorine Checked.	N/A	



Login Sample Receipt Checklist

Client: S&ME Inc

Job Number: 752-40148-1

Login Number: 40148

List Number: 3

Creator: Taylor, Renee

List Source: Eurofins Atlanta

List Creation: 12/12/25 03:09 PM

Question	Answer	Comment
The cooler's custody seal, if present, is intact.	True	
The cooler does not appear to have been compromised or tampered with.	True	
Samples were received on ice.	True	
Cooler Temperature is acceptable.	True	
Cooler Temperature is recorded.	True	
COC present.	True	
COC is filled out in ink and legible.	True	
COC is filled out with all pertinent information.	True	
Sample custody seals, if present, are intact.	True	
Sample collection date/times are provided.	True	
The samples do not appear to have been compromised or tampered with.	True	
Containers are not broken or leaking.	True	
There are no discrepancies between the containers received and the COC.	True	
Sample containers have legible labels.	True	
Appropriate sample containers were rec'd and sufficient volume for all analyses.	True	
Samples are received within Holding Time (excluding tests with immediate HTs).	True	
Containers requiring zero headspace have no headspace or bubble is <6mm (1/4").	True	
Is there sufficient air space in bottle for bacteriological analysis.	True	

Login Sample Receipt Checklist

Client: S&ME Inc

Job Number: 752-40148-1

Login Number: 40148

List Number: 2

Creator: Motes, Tyler D

List Source: Eurofins Pensacola

List Creation: 12/12/25 12:52 PM

Question	Answer	Comment
Radioactivity wasn't checked or is <=/ background as measured by a survey meter.	N/A	
The cooler's custody seal, if present, is intact.	True	
Sample custody seals, if present, are intact.	N/A	
The cooler or samples do not appear to have been compromised or tampered with.	True	
Samples were received on ice.	True	
Cooler Temperature is acceptable.	True	
Cooler Temperature is recorded.	True	0.3°C IR8, 0.4°C, 0.0°C IR11
COC is present.	True	
COC is filled out in ink and legible.	True	
COC is filled out with all pertinent information.	True	
Is the Field Sampler's name present on COC?	True	
There are no discrepancies between the containers received and the COC.	True	Amber voa H-1 and f-2 amber jar arrived broken from transit
Samples are received within Holding Time (excluding tests with immediate HTs)	True	
Sample containers have legible labels.	True	
Containers are not broken or leaking.	True	
Sample collection date/times are provided.	True	
Appropriate sample containers are used.	True	
Sample bottles are completely filled.	True	
Sample Preservation Verified.	N/A	
There is sufficient vol. for all requested analyses, incl. any requested MS/MSDs	True	
Containers requiring zero headspace have no headspace or bubble is <6mm (1/4").	True	
Multiphasic samples are not present.	N/A	
Samples do not require splitting or compositing.	True	
Residual Chlorine Checked.	N/A	

1
2
3
4
5
6
7
8
9
10
11
12
13
14
15
16

ANALYTICAL REPORT

PREPARED FOR

Attn: Jerry Paul
S&ME Inc
3201 Spring Forest Road
Raleigh, North Carolina 27616
Generated 12/30/2025 5:21:57 AM

JOB DESCRIPTION

Lyon Park

JOB NUMBER

752-40212-1

Eurofins Raleigh

Job Notes

This report may not be reproduced except in full, and with written approval from the laboratory. The results relate only to the samples tested. For questions please contact the Project Manager at the e-mail address or telephone number listed on this page.

The test results in this report relate only to the samples as received by the laboratory and will meet all requirements of the methodology, with any exceptions noted. This report shall not be reproduced except in full, without the express written approval of the laboratory. All questions should be directed to the Eurofins Environment Testing Southeast, LLC Project Manager.

Authorization



Generated
12/30/2025 5:21:57 AM

Authorized for release by
Chad Bechtold, Project Manager
Chad.Bechtold@et.eurofinsus.com
(813)690-3563



Table of Contents

Cover Page	1
Table of Contents	3
Definitions/Glossary	4
Case Narrative	6
Detection Summary	7
Client Sample Results	9
Surrogate Summary	37
Isotope Dilution Summary	38
QC Sample Results	39
QC Association Summary	57
Lab Chronicle	61
Certification Summary	65
Method Summary	66
Sample Summary	67
Chain of Custody	68
Receipt Checklists	71

Definitions/Glossary

Client: S&ME Inc
Project/Site: Lyon Park

Job ID: 752-40212-1

Qualifiers

GC/MS VOA

Qualifier	Qualifier Description
*+	LCS and/or LCSD is outside acceptance limits, high biased.
J	Result is less than the RL but greater than or equal to the MDL and the concentration is an approximate value.

GC/MS Semi VOA

Qualifier	Qualifier Description
*+	LCS and/or LCSD is outside acceptance limits, high biased.
E	Result exceeded calibration range.
J	Result is less than the RL but greater than or equal to the MDL and the concentration is an approximate value.
S1+	Surrogate recovery exceeds control limits, high biased.

Metals

Qualifier	Qualifier Description
J	Result is less than the RL but greater than or equal to the MDL and the concentration is an approximate value.

General Chemistry

Qualifier	Qualifier Description
F1	MS and/or MSD recovery exceeds control limits.
F2	MS/MSD RPD exceeds control limits
J	Result is less than the RL but greater than or equal to the MDL and the concentration is an approximate value.

Glossary

Abbreviation	These commonly used abbreviations may or may not be present in this report.
☼	Listed under the "D" column to designate that the result is reported on a dry weight basis
%R	Percent Recovery
CFL	Contains Free Liquid
CFU	Colony Forming Unit
CNF	Contains No Free Liquid
DER	Duplicate Error Ratio (normalized absolute difference)
Dil Fac	Dilution Factor
DL	Detection Limit (DoD/DOE)
DL, RA, RE, IN	Indicates a Dilution, Re-analysis, Re-extraction, or additional Initial metals/anion analysis of the sample
DLC	Decision Level Concentration (Radiochemistry)
EDL	Estimated Detection Limit (Dioxin)
LOD	Limit of Detection (DoD/DOE)
LOQ	Limit of Quantitation (DoD/DOE)
MCL	EPA recommended "Maximum Contaminant Level"
MDA	Minimum Detectable Activity (Radiochemistry)
MDC	Minimum Detectable Concentration (Radiochemistry)
MDL	Method Detection Limit
ML	Minimum Level (Dioxin)
MPN	Most Probable Number
MQL	Method Quantitation Limit
NC	Not Calculated
ND	Not Detected at the reporting limit (or MDL or EDL if shown)
NEG	Negative / Absent
POS	Positive / Present
PQL	Practical Quantitation Limit
PRES	Presumptive
QC	Quality Control
RER	Relative Error Ratio (Radiochemistry)
RL	Reporting Limit or Requested Limit (Radiochemistry)
RPD	Relative Percent Difference, a measure of the relative difference between two points
TEF	Toxicity Equivalent Factor (Dioxin)
TEQ	Toxicity Equivalent Quotient (Dioxin)

Eurofins Raleigh

Definitions/Glossary

Client: S&ME Inc
Project/Site: Lyon Park

Job ID: 752-40212-1

Glossary (Continued)

Abbreviation	These commonly used abbreviations may or may not be present in this report.
TNTC	Too Numerous To Count

- 1
- 2
- 3
- 4
- 5
- 6
- 7
- 8
- 9
- 10
- 11
- 12
- 13
- 14
- 15
- 16

Case Narrative

Client: S&ME Inc
Project: Lyon Park

Job ID: 752-40212-1

Job ID: 752-40212-1

Eurofins Raleigh

Job Narrative 752-40212-1

The analytical test results presented in this report meet all requirements of the associated regulatory program listed on the Accreditation/Certification Summary Page, unless otherwise noted. Data qualifiers and/or narrative comments are included to explain any exceptions, if applicable. Regulated compliance samples (e.g. SDWA, NPDES) must comply with associated agency requirements/permits.

- Matrix-specific batch QC (e.g., MS, MSD, SD) may not be reported when insufficient sample volume is available or when site-specific QC samples are not submitted. In such cases, a Laboratory Control Sample Duplicate (LCSD) may be analyzed to provide precision data for the batch.
- For samples analyzed using surrogate and/or isotope dilution analytes, any recoveries falling outside of established acceptance criteria are re-prepared and/or re-analyzed to confirm results, unless the deviation is due to sample dilution or otherwise explained in the case narrative.

Receipt

The samples were received on 12/11/2025 5:05 PM. Unless otherwise noted below, the samples arrived in good condition, and, where required, properly preserved and on ice. The temperatures of the 2 coolers at receipt time were 2.9°C and 3.3°C.

GC/MS VOA

No additional analytical or quality issues were noted, other than those described above or in the Definitions/ Glossary page.

GC/MS Semi VOA

Method 8270E_QQQ: The method blank for preparation batch 400-733932 and analytical batch 400-734045 contained 2,4,5-Trichlorophenol above the method detection limit (MDL). This target analyte concentration was less than the reporting limit (RL) in the method blank; therefore, re-extraction and/or re-analysis of samples was not performed.

Method 8270E_QQQ: The laboratory control sample (LCS) and / or laboratory control sample duplicate (LCSD) for preparation batch 400-733932 and analytical batch 400-734045 recovered outside control limits for the following analytes: 2-Chlorophenol, Caprolactam and Phenol. These analytes were biased high in the LCS and were not detected in the associated samples; therefore, the data have been reported.

Method 8270E_QQQ: Six surrogates are used for this analysis. The laboratory's SOP allows one these surrogates to be outside acceptance criteria without performing re-extraction/re-analysis. The following samples contained an allowable number of surrogate compounds outside limits: (LCS 400-733932/2-A) and (LCSD 400-733932/3-A). These results have been reported and qualified.

No additional analytical or quality issues were noted, other than those described above or in the Definitions/ Glossary page.

Metals

No additional analytical or quality issues were noted, other than those described above or in the Definitions/ Glossary page.

General Chemistry

No additional analytical or quality issues were noted, other than those described above or in the Definitions/ Glossary page.

Eurofins Raleigh

Detection Summary

Client: S&ME Inc
Project/Site: Lyon Park

Job ID: 752-40212-1

Client Sample ID: SW-1

Lab Sample ID: 752-40212-1

Analyte	Result	Qualifier	RL	MDL	Unit	Dil Fac	D	Method	Prep Type
Barium	59.5		10.0	0.410	ug/L	1		6020B	Total Recoverable
Copper	2.18		2.00	0.642	ug/L	1		6020B	Total Recoverable
Manganese	47.8		5.00	1.29	ug/L	1		6020B	Total Recoverable
Nickel	0.934	J	5.00	0.422	ug/L	1		6020B	Total Recoverable
Vanadium	1.34	J	5.00	1.22	ug/L	1		6020B	Total Recoverable
Nitrate Nitrite as N	0.0253	J	0.0500	0.0141	mg/L	1		353.2	Total/NA
Nitrate as N	0.0253	J	0.0500	0.0141	mg/L	1		Nitrate by calc	Total/NA
Sulfate	14.2		5.00	1.40	mg/L	1		SM 4500 SO4 E	Total/NA

Client Sample ID: SW-2

Lab Sample ID: 752-40212-2

Analyte	Result	Qualifier	RL	MDL	Unit	Dil Fac	D	Method	Prep Type
Barium	64.0		10.0	0.410	ug/L	1		6020B	Total Recoverable
Copper	2.56		2.00	0.642	ug/L	1		6020B	Total Recoverable
Manganese	107		5.00	1.29	ug/L	1		6020B	Total Recoverable
Nickel	0.873	J	5.00	0.422	ug/L	1		6020B	Total Recoverable
Vanadium	1.59	J	5.00	1.22	ug/L	1		6020B	Total Recoverable
Sulfate	23.3	F1 F2	5.00	1.40	mg/L	1		SM 4500 SO4 E	Total/NA

Client Sample ID: SW-3

Lab Sample ID: 752-40212-3

Analyte	Result	Qualifier	RL	MDL	Unit	Dil Fac	D	Method	Prep Type
Barium	58.6		10.0	0.410	ug/L	1		6020B	Total Recoverable
Copper	3.52		2.00	0.642	ug/L	1		6020B	Total Recoverable
Lead	1.97		1.00	0.864	ug/L	1		6020B	Total Recoverable
Manganese	66.4		5.00	1.29	ug/L	1		6020B	Total Recoverable
Nickel	0.927	J	5.00	0.422	ug/L	1		6020B	Total Recoverable
Vanadium	1.66	J	5.00	1.22	ug/L	1		6020B	Total Recoverable
Zinc	10.8		10.0	8.91	ug/L	1		6020B	Total Recoverable
Sulfate	24.4		5.00	1.40	mg/L	1		SM 4500 SO4 E	Total/NA

Client Sample ID: SW-4

Lab Sample ID: 752-40212-4

Analyte	Result	Qualifier	RL	MDL	Unit	Dil Fac	D	Method	Prep Type
Toluene	0.656	J	1.00	0.197	ug/L	1		8260D	Total/NA
Barium	56.0		10.0	0.410	ug/L	1		6020B	Total Recoverable
Copper	3.51		2.00	0.642	ug/L	1		6020B	Total Recoverable

This Detection Summary does not include radiochemical test results.

Eurofins Raleigh

Detection Summary

Client: S&ME Inc
Project/Site: Lyon Park

Job ID: 752-40212-1

Client Sample ID: SW-4 (Continued)

Lab Sample ID: 752-40212-4

Analyte	Result	Qualifier	RL	MDL	Unit	Dil Fac	D	Method	Prep Type
Manganese	47.2		5.00	1.29	ug/L	1		6020B	Total Recoverable
Nickel	1.13	J	5.00	0.422	ug/L	1		6020B	Total Recoverable
Vanadium	1.57	J	5.00	1.22	ug/L	1		6020B	Total Recoverable
Ammonia (as N)	0.0210	J	0.100	0.0184	mg/L	1		350.1	Total/NA
Sulfate	24.2		5.00	1.40	mg/L	1		SM 4500 SO4 E	Total/NA

Client Sample ID: SW-5

Lab Sample ID: 752-40212-5

Analyte	Result	Qualifier	RL	MDL	Unit	Dil Fac	D	Method	Prep Type
Barium	58.1		10.0	0.410	ug/L	1		6020B	Total Recoverable
Copper	3.83		2.00	0.642	ug/L	1		6020B	Total Recoverable
Lead	2.32		1.00	0.864	ug/L	1		6020B	Total Recoverable
Manganese	89.6		5.00	1.29	ug/L	1		6020B	Total Recoverable
Nickel	1.37	J	5.00	0.422	ug/L	1		6020B	Total Recoverable
Vanadium	1.53	J	5.00	1.22	ug/L	1		6020B	Total Recoverable
Sulfate	23.7		5.00	1.40	mg/L	1		SM 4500 SO4 E	Total/NA

Client Sample ID: SW-6

Lab Sample ID: 752-40212-6

Analyte	Result	Qualifier	RL	MDL	Unit	Dil Fac	D	Method	Prep Type
Barium	58.6		10.0	0.410	ug/L	1		6020B	Total Recoverable
Copper	3.16		2.00	0.642	ug/L	1		6020B	Total Recoverable
Manganese	74.6		5.00	1.29	ug/L	1		6020B	Total Recoverable
Nickel	1.18	J	5.00	0.422	ug/L	1		6020B	Total Recoverable
Ammonia (as N)	0.0210	J	0.100	0.0184	mg/L	1		350.1	Total/NA
Sulfate	23.5		5.00	1.40	mg/L	1		SM 4500 SO4 E	Total/NA

Client Sample ID: SW-Dup

Lab Sample ID: 752-40212-7

Analyte	Result	Qualifier	RL	MDL	Unit	Dil Fac	D	Method	Prep Type
Barium	60.1		10.0	0.410	ug/L	1		6020B	Total Recoverable
Copper	2.96		2.00	0.642	ug/L	1		6020B	Total Recoverable
Manganese	72.2		5.00	1.29	ug/L	1		6020B	Total Recoverable
Nickel	1.17	J	5.00	0.422	ug/L	1		6020B	Total Recoverable
Ammonia (as N)	0.0230	J	0.100	0.0184	mg/L	1		350.1	Total/NA
Sulfate	24.3		5.00	1.40	mg/L	1		SM 4500 SO4 E	Total/NA

This Detection Summary does not include radiochemical test results.

Eurofins Raleigh

Client Sample Results

Client: S&ME Inc
Project/Site: Lyon Park

Job ID: 752-40212-1

Client Sample ID: SW-1
Date Collected: 12/11/25 11:25
Date Received: 12/11/25 17:05

Lab Sample ID: 752-40212-1
Matrix: Water

Method: SW846 8260D - Volatile Organic Compounds by GC/MS

Analyte	Result	Qualifier	RL	MDL	Unit	D	Prepared	Analyzed	Dil Fac
Acetone	ND		10.0	4.04	ug/L			12/19/25 21:53	1
Benzene	ND		1.00	0.200	ug/L			12/18/25 08:26	1
Bromobenzene	ND		1.00	0.222	ug/L			12/18/25 08:26	1
Bromoform	ND		1.00	0.458	ug/L			12/18/25 08:26	1
Bromomethane	ND		1.00	0.470	ug/L			12/18/25 08:26	1
2-Butanone (MEK)	ND		10.0	2.81	ug/L			12/18/25 08:26	1
Carbon disulfide	ND		2.00	0.526	ug/L			12/18/25 08:26	1
Carbon tetrachloride	ND		1.00	0.221	ug/L			12/18/25 08:26	1
Chlorobenzene	ND		1.00	0.202	ug/L			12/18/25 08:26	1
Chlorobromomethane	ND		1.00	0.328	ug/L			12/18/25 08:26	1
Chlorodibromomethane	ND		1.00	0.442	ug/L			12/18/25 08:26	1
Chloroethane	ND		1.00	0.374	ug/L			12/18/25 08:26	1
Chloroform	ND		1.00	0.216	ug/L			12/18/25 08:26	1
Chloromethane	ND		1.00	0.371	ug/L			12/18/25 08:26	1
2-Chlorotoluene	ND		1.00	0.228	ug/L			12/18/25 08:26	1
4-Chlorotoluene	ND		1.00	0.212	ug/L			12/18/25 08:26	1
cis-1,2-Dichloroethene	ND		1.00	0.227	ug/L			12/18/25 08:26	1
cis-1,3-Dichloropropene	ND		1.00	0.226	ug/L			12/18/25 08:26	1
1,2-Dibromo-3-Chloropropane	ND		1.00	0.450	ug/L			12/18/25 08:26	1
Dibromomethane	ND		1.00	0.318	ug/L			12/18/25 08:26	1
1,2-Dichlorobenzene	ND		1.00	0.320	ug/L			12/18/25 08:26	1
1,3-Dichlorobenzene	ND		1.00	0.340	ug/L			12/18/25 08:26	1
1,4-Dichlorobenzene	ND		1.00	0.320	ug/L			12/18/25 08:26	1
Dichlorobromomethane	ND		1.00	0.222	ug/L			12/18/25 08:26	1
1,1-Dichloroethane	ND		1.00	0.214	ug/L			12/18/25 08:26	1
1,2-Dichloroethane	ND		1.00	0.212	ug/L			12/18/25 08:26	1
1,1-Dichloroethene	ND		1.00	0.279	ug/L			12/18/25 08:26	1
1,2-Dichloropropane	ND		1.00	0.207	ug/L			12/18/25 08:26	1
1,3-Dichloropropane	ND		1.00	0.206	ug/L			12/18/25 08:26	1
2,2-Dichloropropane	ND		1.00	0.286	ug/L			12/18/25 08:26	1
1,1-Dichloropropene	ND		1.00	0.267	ug/L			12/18/25 08:26	1
Ethyl acetate	ND		10.0	5.93	ug/L			12/18/25 08:26	1
Ethylbenzene	ND		1.00	0.280	ug/L			12/18/25 08:26	1
Ethylene Dibromide	ND		1.00	0.199	ug/L			12/18/25 08:26	1
Hexachlorobutadiene	ND		1.00	0.850	ug/L			12/18/25 08:26	1
Hexane	ND		10.0	3.63	ug/L			12/18/25 08:26	1
2-Hexanone	ND		10.0	3.47	ug/L			12/18/25 08:26	1
Iodomethane	ND		2.00	0.403	ug/L			12/18/25 08:26	1
Isopropylbenzene	ND		1.00	0.269	ug/L			12/18/25 08:26	1
Isopropyl ether	ND		5.00	2.84	ug/L			12/18/25 08:26	1
4-Isopropyltoluene	ND		1.00	0.430	ug/L			12/18/25 08:26	1
Methylene Chloride	ND		5.00	2.36	ug/L			12/18/25 08:26	1
4-Methyl-2-pentanone (MIBK)	ND		10.0	3.24	ug/L			12/18/25 08:26	1
Methyl tert-butyl ether	ND		1.00	0.175	ug/L			12/18/25 08:26	1
m-Xylene & p-Xylene	ND		2.00	0.372	ug/L			12/18/25 08:26	1
Naphthalene	ND		2.00	1.56	ug/L			12/18/25 08:26	1
n-Butylbenzene	ND		1.00	0.690	ug/L			12/18/25 08:26	1
n-Heptane	ND		10.0	3.05	ug/L			12/18/25 08:26	1
N-Propylbenzene	ND		1.00	0.239	ug/L			12/18/25 08:26	1

Eurofins Raleigh

Client Sample Results

Client: S&ME Inc
Project/Site: Lyon Park

Job ID: 752-40212-1

Client Sample ID: SW-1
Date Collected: 12/11/25 11:25
Date Received: 12/11/25 17:05

Lab Sample ID: 752-40212-1
Matrix: Water

Method: SW846 8260D - Volatile Organic Compounds by GC/MS (Continued)

Analyte	Result	Qualifier	RL	MDL	Unit	D	Prepared	Analyzed	Dil Fac
o-Xylene	ND		1.00	0.270	ug/L			12/18/25 08:26	1
sec-Butylbenzene	ND		1.00	0.480	ug/L			12/18/25 08:26	1
Styrene	ND		1.00	0.194	ug/L			12/18/25 08:26	1
tert-Butylbenzene	ND		1.00	0.393	ug/L			12/18/25 08:26	1
1,1,1,2-Tetrachloroethane	ND		1.00	0.237	ug/L			12/18/25 08:26	1
1,1,1,2,2-Tetrachloroethane	ND		1.00	0.231	ug/L			12/18/25 08:26	1
Tetrachloroethene	ND		1.00	0.193	ug/L			12/18/25 08:26	1
Toluene	ND		1.00	0.197	ug/L			12/18/25 08:26	1
trans-1,4-Dichloro-2-butene	ND		10.0	3.81	ug/L			12/18/25 08:26	1
trans-1,2-Dichloroethene	ND		1.00	0.266	ug/L			12/18/25 08:26	1
trans-1,3-Dichloropropene	ND		2.00	0.433	ug/L			12/18/25 08:26	1
1,2,3-Trichlorobenzene	ND		1.00	0.550	ug/L			12/18/25 08:26	1
1,2,4-Trichlorobenzene	ND		1.00	0.700	ug/L			12/18/25 08:26	1
1,1,1-Trichloroethane	ND		1.00	0.227	ug/L			12/18/25 08:26	1
1,1,2-Trichloroethane	ND		1.00	0.209	ug/L			12/18/25 08:26	1
Trichloroethene	ND		1.00	0.211	ug/L			12/18/25 08:26	1
Trichlorofluoromethane	ND		1.00	0.399	ug/L			12/18/25 08:26	1
1,2,3-Trichloropropane	ND		1.00	0.373	ug/L			12/18/25 08:26	1
1,1,2-Trichloro-1,2,2-trifluoroethane	ND		5.00	0.270	ug/L			12/18/25 08:26	1
1,2,4-Trimethylbenzene	ND		1.00	0.237	ug/L			12/18/25 08:26	1
1,3,5-Trimethylbenzene	ND		1.00	0.280	ug/L			12/18/25 08:26	1
Vinyl acetate	ND		10.0	2.64	ug/L			12/18/25 08:26	1
Vinyl chloride	ND		1.00	0.304	ug/L			12/18/25 08:26	1
Xylenes, Total	ND		1.00	0.270	ug/L			12/18/25 08:26	1

Surrogate	%Recovery	Qualifier	Limits	Prepared	Analyzed	Dil Fac
4-Bromofluorobenzene	94		70 - 126		12/18/25 08:26	1
4-Bromofluorobenzene	102		70 - 126		12/19/25 21:53	1
Dibromofluoromethane	101		77 - 121		12/18/25 08:26	1
Dibromofluoromethane	96		77 - 121		12/19/25 21:53	1
Toluene-d8 (Surr)	99		79 - 119		12/18/25 08:26	1
Toluene-d8 (Surr)	98		79 - 119		12/19/25 21:53	1

Method: SW846 8270E SIM ID - Semivolatile Organic Compounds (GC/MS SIM / Isotope Dilution)

Analyte	Result	Qualifier	RL	MDL	Unit	D	Prepared	Analyzed	Dil Fac
1,4-Dioxane	ND		0.296	0.296	ug/L		12/16/25 15:55	12/18/25 22:03	1

Isotope Dilution	%Recovery	Qualifier	Limits	Prepared	Analyzed	Dil Fac
1,4-Dioxane-d8	37		10 - 140	12/16/25 15:55	12/18/25 22:03	1

Method: SW846 8270E - Semivolatile Organic Compounds (GC-MS/MS)

Analyte	Result	Qualifier	RL	MDL	Unit	D	Prepared	Analyzed	Dil Fac
1,1'-Biphenyl	ND		10.3	0.433	ug/L		12/16/25 11:43	12/17/25 15:46	1
2,4,5-Trichlorophenol	ND		10.3	0.557	ug/L		12/16/25 11:43	12/17/25 15:46	1
2,4,6-Trichlorophenol	ND		10.3	1.12	ug/L		12/16/25 11:43	12/17/25 15:46	1
2,4-Dichlorophenol	ND		10.3	0.588	ug/L		12/16/25 11:43	12/17/25 15:46	1
2,4-Dimethylphenol	ND		10.3	0.247	ug/L		12/16/25 11:43	12/17/25 15:46	1
2,4-Dinitrophenol	ND		30.9	4.82	ug/L		12/16/25 11:43	12/17/25 15:46	1
2,4-Dinitrotoluene	ND		10.3	0.670	ug/L		12/16/25 11:43	12/17/25 15:46	1
2,6-Dinitrotoluene	ND		10.3	0.299	ug/L		12/16/25 11:43	12/17/25 15:46	1
2-Chloronaphthalene	ND		10.3	0.392	ug/L		12/16/25 11:43	12/17/25 15:46	1

Eurofins Raleigh

Client Sample Results

Client: S&ME Inc
Project/Site: Lyon Park

Job ID: 752-40212-1

Client Sample ID: SW-1
Date Collected: 12/11/25 11:25
Date Received: 12/11/25 17:05

Lab Sample ID: 752-40212-1
Matrix: Water

Method: SW846 8270E - Semivolatile Organic Compounds (GC-MS/MS) (Continued)

Analyte	Result	Qualifier	RL	MDL	Unit	D	Prepared	Analyzed	Dil Fac
2-Chlorophenol	ND	*+	10.3	0.866	ug/L		12/16/25 11:43	12/17/25 15:46	1
2-Methylnaphthalene	ND		10.3	0.835	ug/L		12/16/25 11:43	12/17/25 15:46	1
2-Methylphenol	ND		10.3	0.784	ug/L		12/16/25 11:43	12/17/25 15:46	1
2-Nitroaniline	ND		10.3	1.41	ug/L		12/16/25 11:43	12/17/25 15:46	1
2-Nitrophenol	ND		10.3	1.21	ug/L		12/16/25 11:43	12/17/25 15:46	1
3 & 4 Methylphenol	ND		20.6	4.74	ug/L		12/16/25 11:43	12/17/25 15:46	1
3,3'-Dichlorobenzidine	ND		11.3	0.423	ug/L		12/16/25 11:43	12/17/25 15:46	1
3-Nitroaniline	ND		10.3	0.979	ug/L		12/16/25 11:43	12/17/25 15:46	1
4,6-Dinitro-2-methylphenol	ND		10.3	2.03	ug/L		12/16/25 11:43	12/17/25 15:46	1
4-Bromophenyl phenyl ether	ND		10.3	0.134	ug/L		12/16/25 11:43	12/17/25 15:46	1
4-Chloro-3-methylphenol	ND		10.3	0.753	ug/L		12/16/25 11:43	12/17/25 15:46	1
4-Chloroaniline	ND		10.3	0.598	ug/L		12/16/25 11:43	12/17/25 15:46	1
4-Chlorophenyl phenyl ether	ND		10.3	0.247	ug/L		12/16/25 11:43	12/17/25 15:46	1
4-Nitroaniline	ND		10.3	3.61	ug/L		12/16/25 11:43	12/17/25 15:46	1
4-Nitrophenol	ND		10.3	2.82	ug/L		12/16/25 11:43	12/17/25 15:46	1
Acenaphthene	ND		10.3	0.649	ug/L		12/16/25 11:43	12/17/25 15:46	1
Acenaphthylene	ND		10.3	0.784	ug/L		12/16/25 11:43	12/17/25 15:46	1
Acetophenone	ND		10.3	3.30	ug/L		12/16/25 11:43	12/17/25 15:46	1
Anthracene	ND		10.3	0.938	ug/L		12/16/25 11:43	12/17/25 15:46	1
Atrazine	ND		10.3	1.16	ug/L		12/16/25 11:43	12/17/25 15:46	1
Benzaldehyde	ND		10.3	0.691	ug/L		12/16/25 11:43	12/17/25 15:46	1
Benzo[a]anthracene	ND		10.3	1.03	ug/L		12/16/25 11:43	12/17/25 15:46	1
Benzo[a]pyrene	ND		10.3	1.13	ug/L		12/16/25 11:43	12/17/25 15:46	1
Benzo[b]fluoranthene	ND		10.3	1.24	ug/L		12/16/25 11:43	12/17/25 15:46	1
Benzo[g,h,i]perylene	ND		10.3	1.55	ug/L		12/16/25 11:43	12/17/25 15:46	1
Benzo[k]fluoranthene	ND		10.3	1.55	ug/L		12/16/25 11:43	12/17/25 15:46	1
bis (2-chloroisopropyl) ether	ND		10.3	0.959	ug/L		12/16/25 11:43	12/17/25 15:46	1
Bis(2-chloroethoxy)methane	ND		10.3	0.351	ug/L		12/16/25 11:43	12/17/25 15:46	1
Bis(2-chloroethyl)ether	ND		10.3	0.753	ug/L		12/16/25 11:43	12/17/25 15:46	1
Bis(2-ethylhexyl) phthalate	ND		10.3	4.12	ug/L		12/16/25 11:43	12/17/25 15:46	1
Butyl benzyl phthalate	ND		10.3	4.12	ug/L		12/16/25 11:43	12/17/25 15:46	1
Caprolactam	ND	*+	10.3	2.47	ug/L		12/16/25 11:43	12/17/25 15:46	1
Carbazole	ND		10.3	0.330	ug/L		12/16/25 11:43	12/17/25 15:46	1
Chrysene	ND		10.3	1.24	ug/L		12/16/25 11:43	12/17/25 15:46	1
Dibenz(a,h)anthracene	ND		10.3	1.34	ug/L		12/16/25 11:43	12/17/25 15:46	1
Dibenzofuran	ND		10.3	0.660	ug/L		12/16/25 11:43	12/17/25 15:46	1
Diethyl phthalate	ND		10.3	4.12	ug/L		12/16/25 11:43	12/17/25 15:46	1
Dimethyl phthalate	ND		10.3	4.12	ug/L		12/16/25 11:43	12/17/25 15:46	1
Di-n-butyl phthalate	ND		10.3	8.44	ug/L		12/16/25 11:43	12/17/25 15:46	1
Di-n-octyl phthalate	ND		10.3	4.12	ug/L		12/16/25 11:43	12/17/25 15:46	1
Fluoranthene	ND		10.3	0.649	ug/L		12/16/25 11:43	12/17/25 15:46	1
Fluorene	ND		10.3	0.691	ug/L		12/16/25 11:43	12/17/25 15:46	1
Hexachlorobenzene	ND		10.3	0.258	ug/L		12/16/25 11:43	12/17/25 15:46	1
Hexachlorobutadiene	ND		10.3	0.567	ug/L		12/16/25 11:43	12/17/25 15:46	1
Hexachlorocyclopentadiene	ND		20.6	0.330	ug/L		12/16/25 11:43	12/17/25 15:46	1
Hexachloroethane	ND		10.3	0.546	ug/L		12/16/25 11:43	12/17/25 15:46	1
Indeno[1,2,3-cd]pyrene	ND		10.3	1.13	ug/L		12/16/25 11:43	12/17/25 15:46	1
Isophorone	ND		10.3	0.825	ug/L		12/16/25 11:43	12/17/25 15:46	1
Naphthalene	ND		10.3	0.773	ug/L		12/16/25 11:43	12/17/25 15:46	1

Eurofins Raleigh

Client Sample Results

Client: S&ME Inc
Project/Site: Lyon Park

Job ID: 752-40212-1

Client Sample ID: SW-1
Date Collected: 12/11/25 11:25
Date Received: 12/11/25 17:05

Lab Sample ID: 752-40212-1
Matrix: Water

Method: SW846 8270E - Semivolatile Organic Compounds (GC-MS/MS) (Continued)

Analyte	Result	Qualifier	RL	MDL	Unit	D	Prepared	Analyzed	Dil Fac
Nitrobenzene	ND		10.3	0.619	ug/L		12/16/25 11:43	12/17/25 15:46	1
N-Nitrosodi-n-propylamine	ND		10.3	0.340	ug/L		12/16/25 11:43	12/17/25 15:46	1
N-Nitrosodiphenylamine	ND		10.3	0.196	ug/L		12/16/25 11:43	12/17/25 15:46	1
Pentachlorophenol	ND		10.3	2.89	ug/L		12/16/25 11:43	12/17/25 15:46	1
Phenanthrene	ND		10.3	0.763	ug/L		12/16/25 11:43	12/17/25 15:46	1
Phenol	ND	*	10.3	0.701	ug/L		12/16/25 11:43	12/17/25 15:46	1
Pyrene	ND		10.3	0.649	ug/L		12/16/25 11:43	12/17/25 15:46	1

Surrogate	%Recovery	Qualifier	Limits	Prepared	Analyzed	Dil Fac
2,4,6-Tribromophenol (Surr)	115		10 - 150	12/16/25 11:43	12/17/25 15:46	1
2-Fluorobiphenyl (Surr)	105		25 - 139	12/16/25 11:43	12/17/25 15:46	1
2-Fluorophenol (Surr)	134		10 - 150	12/16/25 11:43	12/17/25 15:46	1
Nitrobenzene-d5 (Surr)	114		22 - 150	12/16/25 11:43	12/17/25 15:46	1
Phenol-d5 (Surr)	144		10 - 150	12/16/25 11:43	12/17/25 15:46	1
Terphenyl-d14 (Surr)	74		28 - 150	12/16/25 11:43	12/17/25 15:46	1

Method: SW846 6020B - Metals (ICP/MS) - Total Recoverable

Analyte	Result	Qualifier	RL	MDL	Unit	D	Prepared	Analyzed	Dil Fac
Antimony	ND		5.00	2.45	ug/L		12/17/25 10:13	12/18/25 04:24	1
Arsenic	ND		5.00	1.32	ug/L		12/17/25 10:13	12/18/25 04:24	1
Barium	59.5		10.0	0.410	ug/L		12/17/25 10:13	12/18/25 04:24	1
Beryllium	ND		1.00	0.147	ug/L		12/17/25 10:13	12/18/25 04:24	1
Cadmium	ND		0.700	0.237	ug/L		12/17/25 10:13	12/18/25 04:24	1
Chromium	ND		5.00	3.69	ug/L		12/17/25 10:13	12/18/25 04:24	1
Cobalt	ND		5.00	0.411	ug/L		12/17/25 10:13	12/18/25 04:24	1
Copper	2.18		2.00	0.642	ug/L		12/17/25 10:13	12/18/25 04:24	1
Lead	ND		1.00	0.864	ug/L		12/17/25 10:13	12/18/25 04:24	1
Manganese	47.8		5.00	1.29	ug/L		12/17/25 10:13	12/18/25 04:24	1
Nickel	0.934	J	5.00	0.422	ug/L		12/17/25 10:13	12/18/25 04:24	1
Selenium	ND		5.00	2.29	ug/L		12/17/25 10:13	12/18/25 04:24	1
Silver	ND		1.00	0.167	ug/L		12/17/25 10:13	12/18/25 04:24	1
Thallium	ND		1.00	0.190	ug/L		12/17/25 10:13	12/18/25 04:24	1
Vanadium	1.34	J	5.00	1.22	ug/L		12/17/25 10:13	12/18/25 04:24	1
Zinc	ND		10.0	8.91	ug/L		12/17/25 10:13	12/18/25 19:54	1

Method: SW846 7470A - Mercury (CVAA)

Analyte	Result	Qualifier	RL	MDL	Unit	D	Prepared	Analyzed	Dil Fac
Mercury	ND		0.200	0.166	ug/L		12/22/25 15:53	12/22/25 16:18	1

General Chemistry

Analyte	Result	Qualifier	RL	MDL	Unit	D	Prepared	Analyzed	Dil Fac
Ammonia (as N) (EPA 350.1)	ND		0.100	0.0184	mg/L			12/23/25 08:37	1
Nitrate Nitrite as N (EPA 353.2)	0.0253	J	0.0500	0.0141	mg/L			12/18/25 00:41	1
Nitrite as N (EPA 353.2)	ND	F1	0.100	0.0168	mg/L			12/12/25 12:58	1
Nitrate as N (SM Nitrate by calc)	0.0253	J	0.0500	0.0141	mg/L			12/26/25 12:05	1
Sulfate (SM 4500 SO4 E)	14.2		5.00	1.40	mg/L			12/16/25 15:27	1

Client Sample Results

Client: S&ME Inc
Project/Site: Lyon Park

Job ID: 752-40212-1

Client Sample ID: SW-2

Lab Sample ID: 752-40212-2

Date Collected: 12/11/25 10:55

Matrix: Water

Date Received: 12/11/25 17:05

Method: SW846 8260D - Volatile Organic Compounds by GC/MS

Analyte	Result	Qualifier	RL	MDL	Unit	D	Prepared	Analyzed	Dil Fac
Acetone	ND		10.0	4.04	ug/L			12/18/25 10:56	1
Benzene	ND		1.00	0.200	ug/L			12/18/25 10:56	1
Bromobenzene	ND		1.00	0.222	ug/L			12/18/25 10:56	1
Bromoform	ND		1.00	0.458	ug/L			12/18/25 10:56	1
Bromomethane	ND		1.00	0.470	ug/L			12/18/25 10:56	1
2-Butanone (MEK)	ND		10.0	2.81	ug/L			12/18/25 10:56	1
Carbon disulfide	ND		2.00	0.526	ug/L			12/18/25 10:56	1
Carbon tetrachloride	ND		1.00	0.221	ug/L			12/18/25 10:56	1
Chlorobenzene	ND		1.00	0.202	ug/L			12/18/25 10:56	1
Chlorobromomethane	ND		1.00	0.328	ug/L			12/18/25 10:56	1
Chlorodibromomethane	ND		1.00	0.442	ug/L			12/18/25 10:56	1
Chloroethane	ND		1.00	0.374	ug/L			12/18/25 10:56	1
Chloroform	ND		1.00	0.216	ug/L			12/18/25 10:56	1
Chloromethane	ND		1.00	0.371	ug/L			12/18/25 10:56	1
2-Chlorotoluene	ND		1.00	0.228	ug/L			12/18/25 10:56	1
4-Chlorotoluene	ND		1.00	0.212	ug/L			12/18/25 10:56	1
cis-1,2-Dichloroethene	ND		1.00	0.227	ug/L			12/18/25 10:56	1
cis-1,3-Dichloropropene	ND		1.00	0.226	ug/L			12/18/25 10:56	1
1,2-Dibromo-3-Chloropropane	ND		1.00	0.450	ug/L			12/18/25 10:56	1
Dibromomethane	ND		1.00	0.318	ug/L			12/18/25 10:56	1
1,2-Dichlorobenzene	ND		1.00	0.320	ug/L			12/18/25 10:56	1
1,3-Dichlorobenzene	ND		1.00	0.340	ug/L			12/18/25 10:56	1
1,4-Dichlorobenzene	ND		1.00	0.320	ug/L			12/18/25 10:56	1
Dichlorobromomethane	ND		1.00	0.222	ug/L			12/18/25 10:56	1
1,1-Dichloroethane	ND		1.00	0.214	ug/L			12/18/25 10:56	1
1,2-Dichloroethane	ND		1.00	0.212	ug/L			12/18/25 10:56	1
1,1-Dichloroethene	ND		1.00	0.279	ug/L			12/18/25 10:56	1
1,2-Dichloropropane	ND		1.00	0.207	ug/L			12/18/25 10:56	1
1,3-Dichloropropane	ND		1.00	0.206	ug/L			12/18/25 10:56	1
2,2-Dichloropropane	ND		1.00	0.286	ug/L			12/18/25 10:56	1
1,1-Dichloropropene	ND		1.00	0.267	ug/L			12/18/25 10:56	1
Ethyl acetate	ND		10.0	5.93	ug/L			12/18/25 10:56	1
Ethylbenzene	ND		1.00	0.280	ug/L			12/18/25 10:56	1
Ethylene Dibromide	ND		1.00	0.199	ug/L			12/18/25 10:56	1
Hexachlorobutadiene	ND		1.00	0.850	ug/L			12/18/25 10:56	1
Hexane	ND		10.0	3.63	ug/L			12/18/25 10:56	1
2-Hexanone	ND		10.0	3.47	ug/L			12/18/25 10:56	1
Iodomethane	ND		2.00	0.403	ug/L			12/18/25 10:56	1
Isopropylbenzene	ND		1.00	0.269	ug/L			12/18/25 10:56	1
Isopropyl ether	ND		5.00	2.84	ug/L			12/18/25 10:56	1
4-Isopropyltoluene	ND		1.00	0.430	ug/L			12/18/25 10:56	1
Methylene Chloride	ND		5.00	2.36	ug/L			12/18/25 10:56	1
4-Methyl-2-pentanone (MIBK)	ND		10.0	3.24	ug/L			12/18/25 10:56	1
Methyl tert-butyl ether	ND		1.00	0.175	ug/L			12/18/25 10:56	1
m-Xylene & p-Xylene	ND		2.00	0.372	ug/L			12/18/25 10:56	1
Naphthalene	ND		2.00	1.56	ug/L			12/18/25 10:56	1
n-Butylbenzene	ND		1.00	0.690	ug/L			12/18/25 10:56	1
n-Heptane	ND		10.0	3.05	ug/L			12/18/25 10:56	1
N-Propylbenzene	ND		1.00	0.239	ug/L			12/18/25 10:56	1

Eurofins Raleigh

Client Sample Results

Client: S&ME Inc
Project/Site: Lyon Park

Job ID: 752-40212-1

Client Sample ID: SW-2

Lab Sample ID: 752-40212-2

Date Collected: 12/11/25 10:55

Matrix: Water

Date Received: 12/11/25 17:05

Method: SW846 8260D - Volatile Organic Compounds by GC/MS (Continued)

Analyte	Result	Qualifier	RL	MDL	Unit	D	Prepared	Analyzed	Dil Fac
o-Xylene	ND		1.00	0.270	ug/L			12/18/25 10:56	1
sec-Butylbenzene	ND		1.00	0.480	ug/L			12/18/25 10:56	1
Styrene	ND		1.00	0.194	ug/L			12/18/25 10:56	1
tert-Butylbenzene	ND		1.00	0.393	ug/L			12/18/25 10:56	1
1,1,1,2-Tetrachloroethane	ND		1.00	0.237	ug/L			12/18/25 10:56	1
1,1,1,2,2-Tetrachloroethane	ND		1.00	0.231	ug/L			12/18/25 10:56	1
Tetrachloroethene	ND		1.00	0.193	ug/L			12/18/25 10:56	1
Toluene	ND		1.00	0.197	ug/L			12/18/25 10:56	1
trans-1,4-Dichloro-2-butene	ND		10.0	3.81	ug/L			12/18/25 10:56	1
trans-1,2-Dichloroethene	ND		1.00	0.266	ug/L			12/18/25 10:56	1
trans-1,3-Dichloropropene	ND		2.00	0.433	ug/L			12/18/25 10:56	1
1,2,3-Trichlorobenzene	ND		1.00	0.550	ug/L			12/18/25 10:56	1
1,2,4-Trichlorobenzene	ND		1.00	0.700	ug/L			12/18/25 10:56	1
1,1,1-Trichloroethane	ND		1.00	0.227	ug/L			12/18/25 10:56	1
1,1,2-Trichloroethane	ND		1.00	0.209	ug/L			12/18/25 10:56	1
Trichloroethene	ND		1.00	0.211	ug/L			12/18/25 10:56	1
Trichlorofluoromethane	ND		1.00	0.399	ug/L			12/18/25 10:56	1
1,2,3-Trichloropropane	ND		1.00	0.373	ug/L			12/18/25 10:56	1
1,1,2-Trichloro-1,2,2-trifluoroethane	ND		5.00	0.270	ug/L			12/18/25 10:56	1
1,2,4-Trimethylbenzene	ND		1.00	0.237	ug/L			12/18/25 10:56	1
1,3,5-Trimethylbenzene	ND		1.00	0.280	ug/L			12/18/25 10:56	1
Vinyl acetate	ND		10.0	2.64	ug/L			12/18/25 10:56	1
Vinyl chloride	ND		1.00	0.304	ug/L			12/18/25 10:56	1
Xylenes, Total	ND		1.00	0.270	ug/L			12/18/25 10:56	1

Surrogate	%Recovery	Qualifier	Limits	Prepared	Analyzed	Dil Fac
4-Bromofluorobenzene	92		70 - 126		12/18/25 10:56	1
Dibromofluoromethane	101		77 - 121		12/18/25 10:56	1
Toluene-d8 (Surr)	99		79 - 119		12/18/25 10:56	1

Method: SW846 8270E SIM ID - Semivolatile Organic Compounds (GC/MS SIM / Isotope Dilution)

Analyte	Result	Qualifier	RL	MDL	Unit	D	Prepared	Analyzed	Dil Fac
1,4-Dioxane	ND		0.293	0.293	ug/L		12/16/25 15:55	12/18/25 22:24	1

Isotope Dilution	%Recovery	Qualifier	Limits	Prepared	Analyzed	Dil Fac
1,4-Dioxane-d8	43		10 - 140	12/16/25 15:55	12/18/25 22:24	1

Method: SW846 8270E - Semivolatile Organic Compounds (GC-MS/MS)

Analyte	Result	Qualifier	RL	MDL	Unit	D	Prepared	Analyzed	Dil Fac
1,1'-Biphenyl	ND		10.3	0.434	ug/L		12/16/25 11:43	12/17/25 16:16	1
2,4,5-Trichlorophenol	ND		10.3	0.559	ug/L		12/16/25 11:43	12/17/25 16:16	1
2,4,6-Trichlorophenol	ND		10.3	1.13	ug/L		12/16/25 11:43	12/17/25 16:16	1
2,4-Dichlorophenol	ND		10.3	0.590	ug/L		12/16/25 11:43	12/17/25 16:16	1
2,4-Dimethylphenol	ND		10.3	0.248	ug/L		12/16/25 11:43	12/17/25 16:16	1
2,4-Dinitrophenol	ND		31.0	4.84	ug/L		12/16/25 11:43	12/17/25 16:16	1
2,4-Dinitrotoluene	ND		10.3	0.672	ug/L		12/16/25 11:43	12/17/25 16:16	1
2,6-Dinitrotoluene	ND		10.3	0.300	ug/L		12/16/25 11:43	12/17/25 16:16	1
2-Chloronaphthalene	ND		10.3	0.393	ug/L		12/16/25 11:43	12/17/25 16:16	1
2-Chlorophenol	ND	*+	10.3	0.869	ug/L		12/16/25 11:43	12/17/25 16:16	1
2-Methylnaphthalene	ND		10.3	0.838	ug/L		12/16/25 11:43	12/17/25 16:16	1
2-Methylphenol	ND		10.3	0.786	ug/L		12/16/25 11:43	12/17/25 16:16	1

Eurofins Raleigh

Client Sample Results

Client: S&ME Inc
Project/Site: Lyon Park

Job ID: 752-40212-1

Client Sample ID: SW-2

Lab Sample ID: 752-40212-2

Date Collected: 12/11/25 10:55

Matrix: Water

Date Received: 12/11/25 17:05

Method: SW846 8270E - Semivolatile Organic Compounds (GC-MS/MS) (Continued)

Analyte	Result	Qualifier	RL	MDL	Unit	D	Prepared	Analyzed	Dil Fac
2-Nitroaniline	ND		10.3	1.42	ug/L		12/16/25 11:43	12/17/25 16:16	1
2-Nitrophenol	ND		10.3	1.21	ug/L		12/16/25 11:43	12/17/25 16:16	1
3 & 4 Methylphenol	ND		20.7	4.76	ug/L		12/16/25 11:43	12/17/25 16:16	1
3,3'-Dichlorobenzidine	ND		11.4	0.424	ug/L		12/16/25 11:43	12/17/25 16:16	1
3-Nitroaniline	ND		10.3	0.983	ug/L		12/16/25 11:43	12/17/25 16:16	1
4,6-Dinitro-2-methylphenol	ND		10.3	2.04	ug/L		12/16/25 11:43	12/17/25 16:16	1
4-Bromophenyl phenyl ether	ND		10.3	0.134	ug/L		12/16/25 11:43	12/17/25 16:16	1
4-Chloro-3-methylphenol	ND		10.3	0.755	ug/L		12/16/25 11:43	12/17/25 16:16	1
4-Chloroaniline	ND		10.3	0.600	ug/L		12/16/25 11:43	12/17/25 16:16	1
4-Chlorophenyl phenyl ether	ND		10.3	0.248	ug/L		12/16/25 11:43	12/17/25 16:16	1
4-Nitroaniline	ND		10.3	3.62	ug/L		12/16/25 11:43	12/17/25 16:16	1
4-Nitrophenol	ND		10.3	2.83	ug/L		12/16/25 11:43	12/17/25 16:16	1
Acenaphthene	ND		10.3	0.652	ug/L		12/16/25 11:43	12/17/25 16:16	1
Acenaphthylene	ND		10.3	0.786	ug/L		12/16/25 11:43	12/17/25 16:16	1
Acetophenone	ND		10.3	3.31	ug/L		12/16/25 11:43	12/17/25 16:16	1
Anthracene	ND		10.3	0.941	ug/L		12/16/25 11:43	12/17/25 16:16	1
Atrazine	ND		10.3	1.17	ug/L		12/16/25 11:43	12/17/25 16:16	1
Benzaldehyde	ND		10.3	0.693	ug/L		12/16/25 11:43	12/17/25 16:16	1
Benzo[a]anthracene	ND		10.3	1.03	ug/L		12/16/25 11:43	12/17/25 16:16	1
Benzo[a]pyrene	ND		10.3	1.14	ug/L		12/16/25 11:43	12/17/25 16:16	1
Benzo[b]fluoranthene	ND		10.3	1.24	ug/L		12/16/25 11:43	12/17/25 16:16	1
Benzo[g,h,i]perylene	ND		10.3	1.55	ug/L		12/16/25 11:43	12/17/25 16:16	1
Benzo[k]fluoranthene	ND		10.3	1.55	ug/L		12/16/25 11:43	12/17/25 16:16	1
bis (2-chloroisopropyl) ether	ND		10.3	0.962	ug/L		12/16/25 11:43	12/17/25 16:16	1
Bis(2-chloroethoxy)methane	ND		10.3	0.352	ug/L		12/16/25 11:43	12/17/25 16:16	1
Bis(2-chloroethyl)ether	ND		10.3	0.755	ug/L		12/16/25 11:43	12/17/25 16:16	1
Bis(2-ethylhexyl) phthalate	ND		10.3	4.14	ug/L		12/16/25 11:43	12/17/25 16:16	1
Butyl benzyl phthalate	ND		10.3	4.14	ug/L		12/16/25 11:43	12/17/25 16:16	1
Caprolactam	ND	+	10.3	2.48	ug/L		12/16/25 11:43	12/17/25 16:16	1
Carbazole	ND		10.3	0.331	ug/L		12/16/25 11:43	12/17/25 16:16	1
Chrysene	ND		10.3	1.24	ug/L		12/16/25 11:43	12/17/25 16:16	1
Dibenz(a,h)anthracene	ND		10.3	1.34	ug/L		12/16/25 11:43	12/17/25 16:16	1
Dibenzofuran	ND		10.3	0.662	ug/L		12/16/25 11:43	12/17/25 16:16	1
Diethyl phthalate	ND		10.3	4.14	ug/L		12/16/25 11:43	12/17/25 16:16	1
Dimethyl phthalate	ND		10.3	4.14	ug/L		12/16/25 11:43	12/17/25 16:16	1
Di-n-butyl phthalate	ND		10.3	8.47	ug/L		12/16/25 11:43	12/17/25 16:16	1
Di-n-octyl phthalate	ND		10.3	4.14	ug/L		12/16/25 11:43	12/17/25 16:16	1
Fluoranthene	ND		10.3	0.652	ug/L		12/16/25 11:43	12/17/25 16:16	1
Fluorene	ND		10.3	0.693	ug/L		12/16/25 11:43	12/17/25 16:16	1
Hexachlorobenzene	ND		10.3	0.259	ug/L		12/16/25 11:43	12/17/25 16:16	1
Hexachlorobutadiene	ND		10.3	0.569	ug/L		12/16/25 11:43	12/17/25 16:16	1
Hexachlorocyclopentadiene	ND		20.7	0.331	ug/L		12/16/25 11:43	12/17/25 16:16	1
Hexachloroethane	ND		10.3	0.548	ug/L		12/16/25 11:43	12/17/25 16:16	1
Indeno[1,2,3-cd]pyrene	ND		10.3	1.14	ug/L		12/16/25 11:43	12/17/25 16:16	1
Isophorone	ND		10.3	0.828	ug/L		12/16/25 11:43	12/17/25 16:16	1
Naphthalene	ND		10.3	0.776	ug/L		12/16/25 11:43	12/17/25 16:16	1
Nitrobenzene	ND		10.3	0.621	ug/L		12/16/25 11:43	12/17/25 16:16	1
N-Nitrosodi-n-propylamine	ND		10.3	0.341	ug/L		12/16/25 11:43	12/17/25 16:16	1
N-Nitrosodiphenylamine	ND		10.3	0.197	ug/L		12/16/25 11:43	12/17/25 16:16	1

Eurofins Raleigh

Client Sample Results

Client: S&ME Inc
Project/Site: Lyon Park

Job ID: 752-40212-1

Client Sample ID: SW-2

Lab Sample ID: 752-40212-2

Date Collected: 12/11/25 10:55

Matrix: Water

Date Received: 12/11/25 17:05

Method: SW846 8270E - Semivolatile Organic Compounds (GC-MS/MS) (Continued)

Analyte	Result	Qualifier	RL	MDL	Unit	D	Prepared	Analyzed	Dil Fac
Pentachlorophenol	ND		10.3	2.90	ug/L		12/16/25 11:43	12/17/25 16:16	1
Phenanthrene	ND		10.3	0.766	ug/L		12/16/25 11:43	12/17/25 16:16	1
Phenol	ND	+	10.3	0.703	ug/L		12/16/25 11:43	12/17/25 16:16	1
Pyrene	ND		10.3	0.652	ug/L		12/16/25 11:43	12/17/25 16:16	1

Surrogate	%Recovery	Qualifier	Limits				Prepared	Analyzed	Dil Fac
2,4,6-Tribromophenol (Surr)	117		10 - 150				12/16/25 11:43	12/17/25 16:16	1
2-Fluorobiphenyl (Surr)	107		25 - 139				12/16/25 11:43	12/17/25 16:16	1
2-Fluorophenol (Surr)	133		10 - 150				12/16/25 11:43	12/17/25 16:16	1
Nitrobenzene-d5 (Surr)	118		22 - 150				12/16/25 11:43	12/17/25 16:16	1
Phenol-d5 (Surr)	141		10 - 150				12/16/25 11:43	12/17/25 16:16	1
Terphenyl-d14 (Surr)	74		28 - 150				12/16/25 11:43	12/17/25 16:16	1

Method: SW846 6020B - Metals (ICP/MS) - Total Recoverable

Analyte	Result	Qualifier	RL	MDL	Unit	D	Prepared	Analyzed	Dil Fac
Antimony	ND		5.00	2.45	ug/L		12/17/25 10:13	12/18/25 04:34	1
Arsenic	ND		5.00	1.32	ug/L		12/17/25 10:13	12/18/25 04:34	1
Barium	64.0		10.0	0.410	ug/L		12/17/25 10:13	12/18/25 04:34	1
Beryllium	ND		1.00	0.147	ug/L		12/17/25 10:13	12/18/25 04:34	1
Cadmium	ND		0.700	0.237	ug/L		12/17/25 10:13	12/18/25 04:34	1
Chromium	ND		5.00	3.69	ug/L		12/17/25 10:13	12/18/25 04:34	1
Cobalt	ND		5.00	0.411	ug/L		12/17/25 10:13	12/18/25 04:34	1
Copper	2.56		2.00	0.642	ug/L		12/17/25 10:13	12/18/25 04:34	1
Lead	ND		1.00	0.864	ug/L		12/17/25 10:13	12/18/25 04:34	1
Manganese	107		5.00	1.29	ug/L		12/17/25 10:13	12/18/25 04:34	1
Nickel	0.873	J	5.00	0.422	ug/L		12/17/25 10:13	12/18/25 04:34	1
Selenium	ND		5.00	2.29	ug/L		12/17/25 10:13	12/18/25 04:34	1
Silver	ND		1.00	0.167	ug/L		12/17/25 10:13	12/18/25 04:34	1
Thallium	ND		1.00	0.190	ug/L		12/17/25 10:13	12/18/25 04:34	1
Vanadium	1.59	J	5.00	1.22	ug/L		12/17/25 10:13	12/18/25 04:34	1
Zinc	ND		10.0	8.91	ug/L		12/17/25 10:13	12/18/25 04:34	1

Method: SW846 7470A - Mercury (CVAA)

Analyte	Result	Qualifier	RL	MDL	Unit	D	Prepared	Analyzed	Dil Fac
Mercury	ND		0.200	0.166	ug/L		12/22/25 15:53	12/22/25 16:29	1

General Chemistry

Analyte	Result	Qualifier	RL	MDL	Unit	D	Prepared	Analyzed	Dil Fac
Ammonia (as N) (EPA 350.1)	ND		0.100	0.0184	mg/L			12/23/25 08:40	1
Nitrate Nitrite as N (EPA 353.2)	ND		0.0500	0.0141	mg/L			12/18/25 00:42	1
Nitrite as N (EPA 353.2)	ND		0.100	0.0168	mg/L			12/12/25 13:01	1
Nitrate as N (SM Nitrate by calc)	ND		0.0500	0.0141	mg/L			12/26/25 12:05	1
Sulfate (SM 4500 SO4 E)	23.3	F1 F2	5.00	1.40	mg/L			12/16/25 15:27	1

Client Sample ID: SW-3

Lab Sample ID: 752-40212-3

Date Collected: 12/11/25 10:30

Matrix: Water

Date Received: 12/11/25 17:05

Method: SW846 8260D - Volatile Organic Compounds by GC/MS

Analyte	Result	Qualifier	RL	MDL	Unit	D	Prepared	Analyzed	Dil Fac
Acetone	ND		10.0	4.04	ug/L			12/18/25 10:06	1

Eurofins Raleigh

Client Sample Results

Client: S&ME Inc
Project/Site: Lyon Park

Job ID: 752-40212-1

Client Sample ID: SW-3

Lab Sample ID: 752-40212-3

Date Collected: 12/11/25 10:30

Matrix: Water

Date Received: 12/11/25 17:05

Method: SW846 8260D - Volatile Organic Compounds by GC/MS (Continued)

Analyte	Result	Qualifier	RL	MDL	Unit	D	Prepared	Analyzed	Dil Fac
Benzene	ND		1.00	0.200	ug/L			12/18/25 10:06	1
Bromobenzene	ND		1.00	0.222	ug/L			12/18/25 10:06	1
Bromoform	ND		1.00	0.458	ug/L			12/18/25 10:06	1
Bromomethane	ND		1.00	0.470	ug/L			12/18/25 10:06	1
2-Butanone (MEK)	ND		10.0	2.81	ug/L			12/18/25 10:06	1
Carbon disulfide	ND		2.00	0.526	ug/L			12/18/25 10:06	1
Carbon tetrachloride	ND		1.00	0.221	ug/L			12/18/25 10:06	1
Chlorobenzene	ND		1.00	0.202	ug/L			12/18/25 10:06	1
Chlorobromomethane	ND		1.00	0.328	ug/L			12/18/25 10:06	1
Chlorodibromomethane	ND		1.00	0.442	ug/L			12/18/25 10:06	1
Chloroethane	ND		1.00	0.374	ug/L			12/18/25 10:06	1
Chloroform	ND		1.00	0.216	ug/L			12/18/25 10:06	1
Chloromethane	ND		1.00	0.371	ug/L			12/18/25 10:06	1
2-Chlorotoluene	ND		1.00	0.228	ug/L			12/18/25 10:06	1
4-Chlorotoluene	ND		1.00	0.212	ug/L			12/18/25 10:06	1
cis-1,2-Dichloroethene	ND		1.00	0.227	ug/L			12/18/25 10:06	1
cis-1,3-Dichloropropene	ND		1.00	0.226	ug/L			12/18/25 10:06	1
1,2-Dibromo-3-Chloropropane	ND		1.00	0.450	ug/L			12/18/25 10:06	1
Dibromomethane	ND		1.00	0.318	ug/L			12/18/25 10:06	1
1,2-Dichlorobenzene	ND		1.00	0.320	ug/L			12/18/25 10:06	1
1,3-Dichlorobenzene	ND		1.00	0.340	ug/L			12/18/25 10:06	1
1,4-Dichlorobenzene	ND		1.00	0.320	ug/L			12/18/25 10:06	1
Dichlorobromomethane	ND		1.00	0.222	ug/L			12/18/25 10:06	1
1,1-Dichloroethane	ND		1.00	0.214	ug/L			12/18/25 10:06	1
1,2-Dichloroethane	ND		1.00	0.212	ug/L			12/18/25 10:06	1
1,1-Dichloroethene	ND		1.00	0.279	ug/L			12/18/25 10:06	1
1,2-Dichloropropane	ND		1.00	0.207	ug/L			12/18/25 10:06	1
1,3-Dichloropropane	ND		1.00	0.206	ug/L			12/18/25 10:06	1
2,2-Dichloropropane	ND		1.00	0.286	ug/L			12/18/25 10:06	1
1,1-Dichloropropene	ND		1.00	0.267	ug/L			12/18/25 10:06	1
Ethyl acetate	ND		10.0	5.93	ug/L			12/18/25 10:06	1
Ethylbenzene	ND		1.00	0.280	ug/L			12/18/25 10:06	1
Ethylene Dibromide	ND		1.00	0.199	ug/L			12/18/25 10:06	1
Hexachlorobutadiene	ND		1.00	0.850	ug/L			12/18/25 10:06	1
Hexane	ND		10.0	3.63	ug/L			12/18/25 10:06	1
2-Hexanone	ND		10.0	3.47	ug/L			12/18/25 10:06	1
Iodomethane	ND		2.00	0.403	ug/L			12/18/25 10:06	1
Isopropylbenzene	ND		1.00	0.269	ug/L			12/18/25 10:06	1
Isopropyl ether	ND		5.00	2.84	ug/L			12/18/25 10:06	1
4-Isopropyltoluene	ND		1.00	0.430	ug/L			12/18/25 10:06	1
Methylene Chloride	ND		5.00	2.36	ug/L			12/18/25 10:06	1
4-Methyl-2-pentanone (MIBK)	ND		10.0	3.24	ug/L			12/18/25 10:06	1
Methyl tert-butyl ether	ND		1.00	0.175	ug/L			12/18/25 10:06	1
m-Xylene & p-Xylene	ND		2.00	0.372	ug/L			12/18/25 10:06	1
Naphthalene	ND		2.00	1.56	ug/L			12/18/25 10:06	1
n-Butylbenzene	ND		1.00	0.690	ug/L			12/18/25 10:06	1
n-Heptane	ND		10.0	3.05	ug/L			12/18/25 10:06	1
N-Propylbenzene	ND		1.00	0.239	ug/L			12/18/25 10:06	1
o-Xylene	ND		1.00	0.270	ug/L			12/18/25 10:06	1

Eurofins Raleigh

Client Sample Results

Client: S&ME Inc
Project/Site: Lyon Park

Job ID: 752-40212-1

Client Sample ID: SW-3
Date Collected: 12/11/25 10:30
Date Received: 12/11/25 17:05

Lab Sample ID: 752-40212-3
Matrix: Water

Method: SW846 8260D - Volatile Organic Compounds by GC/MS (Continued)

Analyte	Result	Qualifier	RL	MDL	Unit	D	Prepared	Analyzed	Dil Fac
sec-Butylbenzene	ND		1.00	0.480	ug/L			12/18/25 10:06	1
Styrene	ND		1.00	0.194	ug/L			12/18/25 10:06	1
tert-Butylbenzene	ND		1.00	0.393	ug/L			12/18/25 10:06	1
1,1,1,2-Tetrachloroethane	ND		1.00	0.237	ug/L			12/18/25 10:06	1
1,1,2,2-Tetrachloroethane	ND		1.00	0.231	ug/L			12/18/25 10:06	1
Tetrachloroethene	ND		1.00	0.193	ug/L			12/18/25 10:06	1
Toluene	ND		1.00	0.197	ug/L			12/18/25 10:06	1
trans-1,4-Dichloro-2-butene	ND		10.0	3.81	ug/L			12/18/25 10:06	1
trans-1,2-Dichloroethene	ND		1.00	0.266	ug/L			12/18/25 10:06	1
trans-1,3-Dichloropropene	ND		2.00	0.433	ug/L			12/18/25 10:06	1
1,2,3-Trichlorobenzene	ND		1.00	0.550	ug/L			12/18/25 10:06	1
1,2,4-Trichlorobenzene	ND		1.00	0.700	ug/L			12/18/25 10:06	1
1,1,1-Trichloroethane	ND		1.00	0.227	ug/L			12/18/25 10:06	1
1,1,2-Trichloroethane	ND		1.00	0.209	ug/L			12/18/25 10:06	1
Trichloroethene	ND		1.00	0.211	ug/L			12/18/25 10:06	1
Trichlorofluoromethane	ND		1.00	0.399	ug/L			12/18/25 10:06	1
1,2,3-Trichloropropane	ND		1.00	0.373	ug/L			12/18/25 10:06	1
1,1,2-Trichloro-1,2,2-trifluoroethane	ND		5.00	0.270	ug/L			12/18/25 10:06	1
1,2,4-Trimethylbenzene	ND		1.00	0.237	ug/L			12/18/25 10:06	1
1,3,5-Trimethylbenzene	ND		1.00	0.280	ug/L			12/18/25 10:06	1
Vinyl acetate	ND		10.0	2.64	ug/L			12/18/25 10:06	1
Vinyl chloride	ND		1.00	0.304	ug/L			12/18/25 10:06	1
Xylenes, Total	ND		1.00	0.270	ug/L			12/18/25 10:06	1

Surrogate	%Recovery	Qualifier	Limits	Prepared	Analyzed	Dil Fac
4-Bromofluorobenzene	94		70 - 126		12/18/25 10:06	1
Dibromofluoromethane	103		77 - 121		12/18/25 10:06	1
Toluene-d8 (Surr)	101		79 - 119		12/18/25 10:06	1

Method: SW846 8270E SIM ID - Semivolatile Organic Compounds (GC/MS SIM / Isotope Dilution)

Analyte	Result	Qualifier	RL	MDL	Unit	D	Prepared	Analyzed	Dil Fac
1,4-Dioxane	ND		0.311	0.311	ug/L		12/16/25 15:55	12/18/25 22:46	1

Isotope Dilution	%Recovery	Qualifier	Limits	Prepared	Analyzed	Dil Fac
1,4-Dioxane-d8	45		10 - 140	12/16/25 15:55	12/18/25 22:46	1

Method: SW846 8270E - Semivolatile Organic Compounds (GC-MS/MS)

Analyte	Result	Qualifier	RL	MDL	Unit	D	Prepared	Analyzed	Dil Fac
1,1'-Biphenyl	ND		10.2	0.430	ug/L		12/16/25 11:43	12/17/25 16:46	1
2,4,5-Trichlorophenol	ND		10.2	0.553	ug/L		12/16/25 11:43	12/17/25 16:46	1
2,4,6-Trichlorophenol	ND		10.2	1.12	ug/L		12/16/25 11:43	12/17/25 16:46	1
2,4-Dichlorophenol	ND		10.2	0.584	ug/L		12/16/25 11:43	12/17/25 16:46	1
2,4-Dimethylphenol	ND		10.2	0.246	ug/L		12/16/25 11:43	12/17/25 16:46	1
2,4-Dinitrophenol	ND		30.7	4.79	ug/L		12/16/25 11:43	12/17/25 16:46	1
2,4-Dinitrotoluene	ND		10.2	0.666	ug/L		12/16/25 11:43	12/17/25 16:46	1
2,6-Dinitrotoluene	ND		10.2	0.297	ug/L		12/16/25 11:43	12/17/25 16:46	1
2-Chloronaphthalene	ND		10.2	0.389	ug/L		12/16/25 11:43	12/17/25 16:46	1
2-Chlorophenol	ND	*	10.2	0.860	ug/L		12/16/25 11:43	12/17/25 16:46	1
2-Methylnaphthalene	ND		10.2	0.829	ug/L		12/16/25 11:43	12/17/25 16:46	1
2-Methylphenol	ND		10.2	0.778	ug/L		12/16/25 11:43	12/17/25 16:46	1
2-Nitroaniline	ND		10.2	1.40	ug/L		12/16/25 11:43	12/17/25 16:46	1

Eurofins Raleigh

Client Sample Results

Client: S&ME Inc
Project/Site: Lyon Park

Job ID: 752-40212-1

Client Sample ID: SW-3

Lab Sample ID: 752-40212-3

Date Collected: 12/11/25 10:30

Matrix: Water

Date Received: 12/11/25 17:05

Method: SW846 8270E - Semivolatile Organic Compounds (GC-MS/MS) (Continued)

Analyte	Result	Qualifier	RL	MDL	Unit	D	Prepared	Analyzed	Dil Fac
2-Nitrophenol	ND		10.2	1.20	ug/L		12/16/25 11:43	12/17/25 16:46	1
3 & 4 Methylphenol	ND		20.5	4.71	ug/L		12/16/25 11:43	12/17/25 16:46	1
3,3'-Dichlorobenzidine	ND		11.3	0.420	ug/L		12/16/25 11:43	12/17/25 16:46	1
3-Nitroaniline	ND		10.2	0.973	ug/L		12/16/25 11:43	12/17/25 16:46	1
4,6-Dinitro-2-methylphenol	ND		10.2	2.02	ug/L		12/16/25 11:43	12/17/25 16:46	1
4-Bromophenyl phenyl ether	ND		10.2	0.133	ug/L		12/16/25 11:43	12/17/25 16:46	1
4-Chloro-3-methylphenol	ND		10.2	0.747	ug/L		12/16/25 11:43	12/17/25 16:46	1
4-Chloroaniline	ND		10.2	0.594	ug/L		12/16/25 11:43	12/17/25 16:46	1
4-Chlorophenyl phenyl ether	ND		10.2	0.246	ug/L		12/16/25 11:43	12/17/25 16:46	1
4-Nitroaniline	ND		10.2	3.58	ug/L		12/16/25 11:43	12/17/25 16:46	1
4-Nitrophenol	ND		10.2	2.81	ug/L		12/16/25 11:43	12/17/25 16:46	1
Acenaphthene	ND		10.2	0.645	ug/L		12/16/25 11:43	12/17/25 16:46	1
Acenaphthylene	ND		10.2	0.778	ug/L		12/16/25 11:43	12/17/25 16:46	1
Acetophenone	ND		10.2	3.28	ug/L		12/16/25 11:43	12/17/25 16:46	1
Anthracene	ND		10.2	0.932	ug/L		12/16/25 11:43	12/17/25 16:46	1
Atrazine	ND		10.2	1.16	ug/L		12/16/25 11:43	12/17/25 16:46	1
Benzaldehyde	ND		10.2	0.686	ug/L		12/16/25 11:43	12/17/25 16:46	1
Benzo[a]anthracene	ND		10.2	1.02	ug/L		12/16/25 11:43	12/17/25 16:46	1
Benzo[a]pyrene	ND		10.2	1.13	ug/L		12/16/25 11:43	12/17/25 16:46	1
Benzo[b]fluoranthene	ND		10.2	1.23	ug/L		12/16/25 11:43	12/17/25 16:46	1
Benzo[g,h,i]perylene	ND		10.2	1.54	ug/L		12/16/25 11:43	12/17/25 16:46	1
Benzo[k]fluoranthene	ND		10.2	1.54	ug/L		12/16/25 11:43	12/17/25 16:46	1
bis (2-chloroisopropyl) ether	ND		10.2	0.952	ug/L		12/16/25 11:43	12/17/25 16:46	1
Bis(2-chloroethoxy)methane	ND		10.2	0.348	ug/L		12/16/25 11:43	12/17/25 16:46	1
Bis(2-chloroethyl)ether	ND		10.2	0.747	ug/L		12/16/25 11:43	12/17/25 16:46	1
Bis(2-ethylhexyl) phthalate	ND		10.2	4.10	ug/L		12/16/25 11:43	12/17/25 16:46	1
Butyl benzyl phthalate	ND		10.2	4.10	ug/L		12/16/25 11:43	12/17/25 16:46	1
Caprolactam	ND	+	10.2	2.46	ug/L		12/16/25 11:43	12/17/25 16:46	1
Carbazole	ND		10.2	0.328	ug/L		12/16/25 11:43	12/17/25 16:46	1
Chrysene	ND		10.2	1.23	ug/L		12/16/25 11:43	12/17/25 16:46	1
Dibenz(a,h)anthracene	ND		10.2	1.33	ug/L		12/16/25 11:43	12/17/25 16:46	1
Dibenzofuran	ND		10.2	0.655	ug/L		12/16/25 11:43	12/17/25 16:46	1
Diethyl phthalate	ND		10.2	4.10	ug/L		12/16/25 11:43	12/17/25 16:46	1
Dimethyl phthalate	ND		10.2	4.10	ug/L		12/16/25 11:43	12/17/25 16:46	1
Di-n-butyl phthalate	ND		10.2	8.39	ug/L		12/16/25 11:43	12/17/25 16:46	1
Di-n-octyl phthalate	ND		10.2	4.10	ug/L		12/16/25 11:43	12/17/25 16:46	1
Fluoranthene	ND		10.2	0.645	ug/L		12/16/25 11:43	12/17/25 16:46	1
Fluorene	ND		10.2	0.686	ug/L		12/16/25 11:43	12/17/25 16:46	1
Hexachlorobenzene	ND		10.2	0.256	ug/L		12/16/25 11:43	12/17/25 16:46	1
Hexachlorobutadiene	ND		10.2	0.563	ug/L		12/16/25 11:43	12/17/25 16:46	1
Hexachlorocyclopentadiene	ND		20.5	0.328	ug/L		12/16/25 11:43	12/17/25 16:46	1
Hexachloroethane	ND		10.2	0.543	ug/L		12/16/25 11:43	12/17/25 16:46	1
Indeno[1,2,3-cd]pyrene	ND		10.2	1.13	ug/L		12/16/25 11:43	12/17/25 16:46	1
Isophorone	ND		10.2	0.819	ug/L		12/16/25 11:43	12/17/25 16:46	1
Naphthalene	ND		10.2	0.768	ug/L		12/16/25 11:43	12/17/25 16:46	1
Nitrobenzene	ND		10.2	0.614	ug/L		12/16/25 11:43	12/17/25 16:46	1
N-Nitrosodi-n-propylamine	ND		10.2	0.338	ug/L		12/16/25 11:43	12/17/25 16:46	1
N-Nitrosodiphenylamine	ND		10.2	0.195	ug/L		12/16/25 11:43	12/17/25 16:46	1
Pentachlorophenol	ND		10.2	2.87	ug/L		12/16/25 11:43	12/17/25 16:46	1

Eurofins Raleigh

Client Sample Results

Client: S&ME Inc
Project/Site: Lyon Park

Job ID: 752-40212-1

Client Sample ID: SW-3
Date Collected: 12/11/25 10:30
Date Received: 12/11/25 17:05

Lab Sample ID: 752-40212-3
Matrix: Water

Method: SW846 8270E - Semivolatile Organic Compounds (GC-MS/MS) (Continued)

Analyte	Result	Qualifier	RL	MDL	Unit	D	Prepared	Analyzed	Dil Fac
Phenanthrene	ND		10.2	0.758	ug/L		12/16/25 11:43	12/17/25 16:46	1
Phenol	ND	+	10.2	0.696	ug/L		12/16/25 11:43	12/17/25 16:46	1
Pyrene	ND		10.2	0.645	ug/L		12/16/25 11:43	12/17/25 16:46	1
Surrogate	%Recovery	Qualifier	Limits				Prepared	Analyzed	Dil Fac
2,4,6-Tribromophenol (Surr)	108		10 - 150				12/16/25 11:43	12/17/25 16:46	1
2-Fluorobiphenyl (Surr)	105		25 - 139				12/16/25 11:43	12/17/25 16:46	1
2-Fluorophenol (Surr)	120		10 - 150				12/16/25 11:43	12/17/25 16:46	1
Nitrobenzene-d5 (Surr)	107		22 - 150				12/16/25 11:43	12/17/25 16:46	1
Phenol-d5 (Surr)	129		10 - 150				12/16/25 11:43	12/17/25 16:46	1
Terphenyl-d14 (Surr)	76		28 - 150				12/16/25 11:43	12/17/25 16:46	1

Method: SW846 6020B - Metals (ICP/MS) - Total Recoverable

Analyte	Result	Qualifier	RL	MDL	Unit	D	Prepared	Analyzed	Dil Fac
Antimony	ND		5.00	2.45	ug/L		12/17/25 10:13	12/18/25 04:36	1
Arsenic	ND		5.00	1.32	ug/L		12/17/25 10:13	12/18/25 04:36	1
Barium	58.6		10.0	0.410	ug/L		12/17/25 10:13	12/18/25 04:36	1
Beryllium	ND		1.00	0.147	ug/L		12/17/25 10:13	12/18/25 04:36	1
Cadmium	ND		0.700	0.237	ug/L		12/17/25 10:13	12/18/25 04:36	1
Chromium	ND		5.00	3.69	ug/L		12/17/25 10:13	12/18/25 04:36	1
Cobalt	ND		5.00	0.411	ug/L		12/17/25 10:13	12/18/25 04:36	1
Copper	3.52		2.00	0.642	ug/L		12/17/25 10:13	12/18/25 04:36	1
Lead	1.97		1.00	0.864	ug/L		12/17/25 10:13	12/18/25 04:36	1
Manganese	66.4		5.00	1.29	ug/L		12/17/25 10:13	12/18/25 04:36	1
Nickel	0.927	J	5.00	0.422	ug/L		12/17/25 10:13	12/18/25 04:36	1
Selenium	ND		5.00	2.29	ug/L		12/17/25 10:13	12/18/25 04:36	1
Silver	ND		1.00	0.167	ug/L		12/17/25 10:13	12/18/25 04:36	1
Thallium	ND		1.00	0.190	ug/L		12/17/25 10:13	12/18/25 04:36	1
Vanadium	1.66	J	5.00	1.22	ug/L		12/17/25 10:13	12/18/25 04:36	1
Zinc	10.8		10.0	8.91	ug/L		12/17/25 10:13	12/18/25 04:36	1

Method: SW846 7470A - Mercury (CVAA)

Analyte	Result	Qualifier	RL	MDL	Unit	D	Prepared	Analyzed	Dil Fac
Mercury	ND		0.200	0.166	ug/L		12/22/25 15:53	12/22/25 16:33	1

General Chemistry

Analyte	Result	Qualifier	RL	MDL	Unit	D	Prepared	Analyzed	Dil Fac
Ammonia (as N) (EPA 350.1)	ND		0.100	0.0184	mg/L			12/23/25 08:42	1
Nitrate Nitrite as N (EPA 353.2)	ND		0.0500	0.0141	mg/L			12/18/25 00:44	1
Nitrite as N (EPA 353.2)	ND		0.100	0.0168	mg/L			12/12/25 13:02	1
Nitrate as N (SM Nitrate by calc)	ND		0.0500	0.0141	mg/L			12/26/25 12:05	1
Sulfate (SM 4500 SO4 E)	24.4		5.00	1.40	mg/L			12/16/25 15:29	1

Client Sample ID: SW-4
Date Collected: 12/11/25 10:05
Date Received: 12/11/25 17:05

Lab Sample ID: 752-40212-4
Matrix: Water

Method: SW846 8260D - Volatile Organic Compounds by GC/MS

Analyte	Result	Qualifier	RL	MDL	Unit	D	Prepared	Analyzed	Dil Fac
Acetone	ND		10.0	4.04	ug/L			12/18/25 10:31	1
Benzene	ND		1.00	0.200	ug/L			12/18/25 10:31	1

Eurofins Raleigh

Client Sample Results

Client: S&ME Inc
Project/Site: Lyon Park

Job ID: 752-40212-1

Client Sample ID: SW-4

Lab Sample ID: 752-40212-4

Date Collected: 12/11/25 10:05

Matrix: Water

Date Received: 12/11/25 17:05

Method: SW846 8260D - Volatile Organic Compounds by GC/MS (Continued)

Analyte	Result	Qualifier	RL	MDL	Unit	D	Prepared	Analyzed	Dil Fac
Bromobenzene	ND		1.00	0.222	ug/L			12/18/25 10:31	1
Bromoform	ND		1.00	0.458	ug/L			12/18/25 10:31	1
Bromomethane	ND		1.00	0.470	ug/L			12/18/25 10:31	1
2-Butanone (MEK)	ND		10.0	2.81	ug/L			12/18/25 10:31	1
Carbon disulfide	ND		2.00	0.526	ug/L			12/18/25 10:31	1
Carbon tetrachloride	ND		1.00	0.221	ug/L			12/18/25 10:31	1
Chlorobenzene	ND		1.00	0.202	ug/L			12/18/25 10:31	1
Chlorobromomethane	ND		1.00	0.328	ug/L			12/18/25 10:31	1
Chlorodibromomethane	ND		1.00	0.442	ug/L			12/18/25 10:31	1
Chloroethane	ND		1.00	0.374	ug/L			12/18/25 10:31	1
Chloroform	ND		1.00	0.216	ug/L			12/18/25 10:31	1
Chloromethane	ND		1.00	0.371	ug/L			12/18/25 10:31	1
2-Chlorotoluene	ND		1.00	0.228	ug/L			12/18/25 10:31	1
4-Chlorotoluene	ND		1.00	0.212	ug/L			12/18/25 10:31	1
cis-1,2-Dichloroethene	ND		1.00	0.227	ug/L			12/18/25 10:31	1
cis-1,3-Dichloropropene	ND		1.00	0.226	ug/L			12/18/25 10:31	1
1,2-Dibromo-3-Chloropropane	ND		1.00	0.450	ug/L			12/18/25 10:31	1
Dibromomethane	ND		1.00	0.318	ug/L			12/18/25 10:31	1
1,2-Dichlorobenzene	ND		1.00	0.320	ug/L			12/18/25 10:31	1
1,3-Dichlorobenzene	ND		1.00	0.340	ug/L			12/18/25 10:31	1
1,4-Dichlorobenzene	ND		1.00	0.320	ug/L			12/18/25 10:31	1
Dichlorobromomethane	ND		1.00	0.222	ug/L			12/18/25 10:31	1
1,1-Dichloroethane	ND		1.00	0.214	ug/L			12/18/25 10:31	1
1,2-Dichloroethane	ND		1.00	0.212	ug/L			12/18/25 10:31	1
1,1-Dichloroethene	ND		1.00	0.279	ug/L			12/18/25 10:31	1
1,2-Dichloropropane	ND		1.00	0.207	ug/L			12/18/25 10:31	1
1,3-Dichloropropane	ND		1.00	0.206	ug/L			12/18/25 10:31	1
2,2-Dichloropropane	ND		1.00	0.286	ug/L			12/18/25 10:31	1
1,1-Dichloropropene	ND		1.00	0.267	ug/L			12/18/25 10:31	1
Ethyl acetate	ND		10.0	5.93	ug/L			12/18/25 10:31	1
Ethylbenzene	ND		1.00	0.280	ug/L			12/18/25 10:31	1
Ethylene Dibromide	ND		1.00	0.199	ug/L			12/18/25 10:31	1
Hexachlorobutadiene	ND		1.00	0.850	ug/L			12/18/25 10:31	1
Hexane	ND		10.0	3.63	ug/L			12/18/25 10:31	1
2-Hexanone	ND		10.0	3.47	ug/L			12/18/25 10:31	1
Iodomethane	ND		2.00	0.403	ug/L			12/18/25 10:31	1
Isopropylbenzene	ND		1.00	0.269	ug/L			12/18/25 10:31	1
Isopropyl ether	ND		5.00	2.84	ug/L			12/18/25 10:31	1
4-Isopropyltoluene	ND		1.00	0.430	ug/L			12/18/25 10:31	1
Methylene Chloride	ND		5.00	2.36	ug/L			12/18/25 10:31	1
4-Methyl-2-pentanone (MIBK)	ND		10.0	3.24	ug/L			12/18/25 10:31	1
Methyl tert-butyl ether	ND		1.00	0.175	ug/L			12/18/25 10:31	1
m-Xylene & p-Xylene	ND		2.00	0.372	ug/L			12/18/25 10:31	1
Naphthalene	ND		2.00	1.56	ug/L			12/18/25 10:31	1
n-Butylbenzene	ND		1.00	0.690	ug/L			12/18/25 10:31	1
n-Heptane	ND		10.0	3.05	ug/L			12/18/25 10:31	1
N-Propylbenzene	ND		1.00	0.239	ug/L			12/18/25 10:31	1
o-Xylene	ND		1.00	0.270	ug/L			12/18/25 10:31	1
sec-Butylbenzene	ND		1.00	0.480	ug/L			12/18/25 10:31	1

Eurofins Raleigh

Client Sample Results

Client: S&ME Inc
Project/Site: Lyon Park

Job ID: 752-40212-1

Client Sample ID: SW-4

Lab Sample ID: 752-40212-4

Date Collected: 12/11/25 10:05

Matrix: Water

Date Received: 12/11/25 17:05

Method: SW846 8260D - Volatile Organic Compounds by GC/MS (Continued)

Analyte	Result	Qualifier	RL	MDL	Unit	D	Prepared	Analyzed	Dil Fac
Styrene	ND		1.00	0.194	ug/L			12/18/25 10:31	1
tert-Butylbenzene	ND		1.00	0.393	ug/L			12/18/25 10:31	1
1,1,1,2-Tetrachloroethane	ND		1.00	0.237	ug/L			12/18/25 10:31	1
1,1,2,2-Tetrachloroethane	ND		1.00	0.231	ug/L			12/18/25 10:31	1
Tetrachloroethene	ND		1.00	0.193	ug/L			12/18/25 10:31	1
Toluene	0.656	J	1.00	0.197	ug/L			12/18/25 10:31	1
trans-1,4-Dichloro-2-butene	ND		10.0	3.81	ug/L			12/18/25 10:31	1
trans-1,2-Dichloroethene	ND		1.00	0.266	ug/L			12/18/25 10:31	1
trans-1,3-Dichloropropene	ND		2.00	0.433	ug/L			12/18/25 10:31	1
1,2,3-Trichlorobenzene	ND		1.00	0.550	ug/L			12/18/25 10:31	1
1,2,4-Trichlorobenzene	ND		1.00	0.700	ug/L			12/18/25 10:31	1
1,1,1-Trichloroethane	ND		1.00	0.227	ug/L			12/18/25 10:31	1
1,1,2-Trichloroethane	ND		1.00	0.209	ug/L			12/18/25 10:31	1
Trichloroethene	ND		1.00	0.211	ug/L			12/18/25 10:31	1
Trichlorofluoromethane	ND		1.00	0.399	ug/L			12/18/25 10:31	1
1,2,3-Trichloropropane	ND		1.00	0.373	ug/L			12/18/25 10:31	1
1,1,2-Trichloro-1,2,2-trifluoroethane	ND		5.00	0.270	ug/L			12/18/25 10:31	1
1,2,4-Trimethylbenzene	ND		1.00	0.237	ug/L			12/18/25 10:31	1
1,3,5-Trimethylbenzene	ND		1.00	0.280	ug/L			12/18/25 10:31	1
Vinyl acetate	ND		10.0	2.64	ug/L			12/18/25 10:31	1
Vinyl chloride	ND		1.00	0.304	ug/L			12/18/25 10:31	1
Xylenes, Total	ND		1.00	0.270	ug/L			12/18/25 10:31	1
Surrogate	%Recovery	Qualifier	Limits				Prepared	Analyzed	Dil Fac
4-Bromofluorobenzene	93		70 - 126					12/18/25 10:31	1
Dibromofluoromethane	103		77 - 121					12/18/25 10:31	1
Toluene-d8 (Surr)	101		79 - 119					12/18/25 10:31	1

Method: SW846 8270E SIM ID - Semivolatile Organic Compounds (GC/MS SIM / Isotope Dilution)

Analyte	Result	Qualifier	RL	MDL	Unit	D	Prepared	Analyzed	Dil Fac
1,4-Dioxane	ND		0.288	0.288	ug/L		12/16/25 15:55	12/18/25 23:07	1
Isotope Dilution	%Recovery	Qualifier	Limits				Prepared	Analyzed	Dil Fac
1,4-Dioxane-d8	35		10 - 140				12/16/25 15:55	12/18/25 23:07	1

Method: SW846 8270E - Semivolatile Organic Compounds (GC-MS/MS)

Analyte	Result	Qualifier	RL	MDL	Unit	D	Prepared	Analyzed	Dil Fac
1,1'-Biphenyl	ND		10.3	0.433	ug/L		12/16/25 11:43	12/17/25 17:16	1
2,4,5-Trichlorophenol	ND		10.3	0.557	ug/L		12/16/25 11:43	12/17/25 17:16	1
2,4,6-Trichlorophenol	ND		10.3	1.12	ug/L		12/16/25 11:43	12/17/25 17:16	1
2,4-Dichlorophenol	ND		10.3	0.588	ug/L		12/16/25 11:43	12/17/25 17:16	1
2,4-Dimethylphenol	ND		10.3	0.247	ug/L		12/16/25 11:43	12/17/25 17:16	1
2,4-Dinitrophenol	ND		30.9	4.82	ug/L		12/16/25 11:43	12/17/25 17:16	1
2,4-Dinitrotoluene	ND		10.3	0.670	ug/L		12/16/25 11:43	12/17/25 17:16	1
2,6-Dinitrotoluene	ND		10.3	0.299	ug/L		12/16/25 11:43	12/17/25 17:16	1
2-Chloronaphthalene	ND		10.3	0.392	ug/L		12/16/25 11:43	12/17/25 17:16	1
2-Chlorophenol	ND	*+	10.3	0.866	ug/L		12/16/25 11:43	12/17/25 17:16	1
2-Methylnaphthalene	ND		10.3	0.835	ug/L		12/16/25 11:43	12/17/25 17:16	1
2-Methylphenol	ND		10.3	0.784	ug/L		12/16/25 11:43	12/17/25 17:16	1
2-Nitroaniline	ND		10.3	1.41	ug/L		12/16/25 11:43	12/17/25 17:16	1
2-Nitrophenol	ND		10.3	1.21	ug/L		12/16/25 11:43	12/17/25 17:16	1

Eurofins Raleigh

Client Sample Results

Client: S&ME Inc
Project/Site: Lyon Park

Job ID: 752-40212-1

Client Sample ID: SW-4

Lab Sample ID: 752-40212-4

Date Collected: 12/11/25 10:05

Matrix: Water

Date Received: 12/11/25 17:05

Method: SW846 8270E - Semivolatile Organic Compounds (GC-MS/MS) (Continued)

Analyte	Result	Qualifier	RL	MDL	Unit	D	Prepared	Analyzed	Dil Fac
3 & 4 Methylphenol	ND		20.6	4.74	ug/L		12/16/25 11:43	12/17/25 17:16	1
3,3'-Dichlorobenzidine	ND		11.3	0.423	ug/L		12/16/25 11:43	12/17/25 17:16	1
3-Nitroaniline	ND		10.3	0.979	ug/L		12/16/25 11:43	12/17/25 17:16	1
4,6-Dinitro-2-methylphenol	ND		10.3	2.03	ug/L		12/16/25 11:43	12/17/25 17:16	1
4-Bromophenyl phenyl ether	ND		10.3	0.134	ug/L		12/16/25 11:43	12/17/25 17:16	1
4-Chloro-3-methylphenol	ND		10.3	0.753	ug/L		12/16/25 11:43	12/17/25 17:16	1
4-Chloroaniline	ND		10.3	0.598	ug/L		12/16/25 11:43	12/17/25 17:16	1
4-Chlorophenyl phenyl ether	ND		10.3	0.247	ug/L		12/16/25 11:43	12/17/25 17:16	1
4-Nitroaniline	ND		10.3	3.61	ug/L		12/16/25 11:43	12/17/25 17:16	1
4-Nitrophenol	ND		10.3	2.82	ug/L		12/16/25 11:43	12/17/25 17:16	1
Acenaphthene	ND		10.3	0.649	ug/L		12/16/25 11:43	12/17/25 17:16	1
Acenaphthylene	ND		10.3	0.784	ug/L		12/16/25 11:43	12/17/25 17:16	1
Acetophenone	ND		10.3	3.30	ug/L		12/16/25 11:43	12/17/25 17:16	1
Anthracene	ND		10.3	0.938	ug/L		12/16/25 11:43	12/17/25 17:16	1
Atrazine	ND		10.3	1.16	ug/L		12/16/25 11:43	12/17/25 17:16	1
Benzaldehyde	ND		10.3	0.691	ug/L		12/16/25 11:43	12/17/25 17:16	1
Benzo[a]anthracene	ND		10.3	1.03	ug/L		12/16/25 11:43	12/17/25 17:16	1
Benzo[a]pyrene	ND		10.3	1.13	ug/L		12/16/25 11:43	12/17/25 17:16	1
Benzo[b]fluoranthene	ND		10.3	1.24	ug/L		12/16/25 11:43	12/17/25 17:16	1
Benzo[g,h,i]perylene	ND		10.3	1.55	ug/L		12/16/25 11:43	12/17/25 17:16	1
Benzo[k]fluoranthene	ND		10.3	1.55	ug/L		12/16/25 11:43	12/17/25 17:16	1
bis (2-chloroisopropyl) ether	ND		10.3	0.959	ug/L		12/16/25 11:43	12/17/25 17:16	1
Bis(2-chloroethoxy)methane	ND		10.3	0.351	ug/L		12/16/25 11:43	12/17/25 17:16	1
Bis(2-chloroethyl)ether	ND		10.3	0.753	ug/L		12/16/25 11:43	12/17/25 17:16	1
Bis(2-ethylhexyl) phthalate	ND		10.3	4.12	ug/L		12/16/25 11:43	12/17/25 17:16	1
Butyl benzyl phthalate	ND		10.3	4.12	ug/L		12/16/25 11:43	12/17/25 17:16	1
Caprolactam	ND	+	10.3	2.47	ug/L		12/16/25 11:43	12/17/25 17:16	1
Carbazole	ND		10.3	0.330	ug/L		12/16/25 11:43	12/17/25 17:16	1
Chrysene	ND		10.3	1.24	ug/L		12/16/25 11:43	12/17/25 17:16	1
Dibenz(a,h)anthracene	ND		10.3	1.34	ug/L		12/16/25 11:43	12/17/25 17:16	1
Dibenzofuran	ND		10.3	0.660	ug/L		12/16/25 11:43	12/17/25 17:16	1
Diethyl phthalate	ND		10.3	4.12	ug/L		12/16/25 11:43	12/17/25 17:16	1
Dimethyl phthalate	ND		10.3	4.12	ug/L		12/16/25 11:43	12/17/25 17:16	1
Di-n-butyl phthalate	ND		10.3	8.44	ug/L		12/16/25 11:43	12/17/25 17:16	1
Di-n-octyl phthalate	ND		10.3	4.12	ug/L		12/16/25 11:43	12/17/25 17:16	1
Fluoranthene	ND		10.3	0.649	ug/L		12/16/25 11:43	12/17/25 17:16	1
Fluorene	ND		10.3	0.691	ug/L		12/16/25 11:43	12/17/25 17:16	1
Hexachlorobenzene	ND		10.3	0.258	ug/L		12/16/25 11:43	12/17/25 17:16	1
Hexachlorobutadiene	ND		10.3	0.567	ug/L		12/16/25 11:43	12/17/25 17:16	1
Hexachlorocyclopentadiene	ND		20.6	0.330	ug/L		12/16/25 11:43	12/17/25 17:16	1
Hexachloroethane	ND		10.3	0.546	ug/L		12/16/25 11:43	12/17/25 17:16	1
Indeno[1,2,3-cd]pyrene	ND		10.3	1.13	ug/L		12/16/25 11:43	12/17/25 17:16	1
Isophorone	ND		10.3	0.825	ug/L		12/16/25 11:43	12/17/25 17:16	1
Naphthalene	ND		10.3	0.773	ug/L		12/16/25 11:43	12/17/25 17:16	1
Nitrobenzene	ND		10.3	0.619	ug/L		12/16/25 11:43	12/17/25 17:16	1
N-Nitrosodi-n-propylamine	ND		10.3	0.340	ug/L		12/16/25 11:43	12/17/25 17:16	1
N-Nitrosodiphenylamine	ND		10.3	0.196	ug/L		12/16/25 11:43	12/17/25 17:16	1
Pentachlorophenol	ND		10.3	2.89	ug/L		12/16/25 11:43	12/17/25 17:16	1
Phenanthrene	ND		10.3	0.763	ug/L		12/16/25 11:43	12/17/25 17:16	1

Eurofins Raleigh

Client Sample Results

Client: S&ME Inc
Project/Site: Lyon Park

Job ID: 752-40212-1

Client Sample ID: SW-4
Date Collected: 12/11/25 10:05
Date Received: 12/11/25 17:05

Lab Sample ID: 752-40212-4
Matrix: Water

Method: SW846 8270E - Semivolatile Organic Compounds (GC-MS/MS) (Continued)

Analyte	Result	Qualifier	RL	MDL	Unit	D	Prepared	Analyzed	Dil Fac
Phenol	ND	*+	10.3	0.701	ug/L		12/16/25 11:43	12/17/25 17:16	1
Pyrene	ND		10.3	0.649	ug/L		12/16/25 11:43	12/17/25 17:16	1
Surrogate	%Recovery	Qualifier	Limits				Prepared	Analyzed	Dil Fac
2,4,6-Tribromophenol (Surr)	109		10 - 150				12/16/25 11:43	12/17/25 17:16	1
2-Fluorobiphenyl (Surr)	105		25 - 139				12/16/25 11:43	12/17/25 17:16	1
2-Fluorophenol (Surr)	109		10 - 150				12/16/25 11:43	12/17/25 17:16	1
Nitrobenzene-d5 (Surr)	108		22 - 150				12/16/25 11:43	12/17/25 17:16	1
Phenol-d5 (Surr)	109		10 - 150				12/16/25 11:43	12/17/25 17:16	1
Terphenyl-d14 (Surr)	72		28 - 150				12/16/25 11:43	12/17/25 17:16	1

Method: SW846 6020B - Metals (ICP/MS) - Total Recoverable

Analyte	Result	Qualifier	RL	MDL	Unit	D	Prepared	Analyzed	Dil Fac
Antimony	ND		5.00	2.45	ug/L		12/17/25 10:13	12/18/25 04:39	1
Arsenic	ND		5.00	1.32	ug/L		12/17/25 10:13	12/18/25 04:39	1
Barium	56.0		10.0	0.410	ug/L		12/17/25 10:13	12/18/25 04:39	1
Beryllium	ND		1.00	0.147	ug/L		12/17/25 10:13	12/18/25 04:39	1
Cadmium	ND		0.700	0.237	ug/L		12/17/25 10:13	12/18/25 04:39	1
Chromium	ND		5.00	3.69	ug/L		12/17/25 10:13	12/18/25 04:39	1
Cobalt	ND		5.00	0.411	ug/L		12/17/25 10:13	12/18/25 04:39	1
Copper	3.51		2.00	0.642	ug/L		12/17/25 10:13	12/18/25 04:39	1
Lead	ND		1.00	0.864	ug/L		12/17/25 10:13	12/18/25 04:39	1
Manganese	47.2		5.00	1.29	ug/L		12/17/25 10:13	12/18/25 04:39	1
Nickel	1.13 J		5.00	0.422	ug/L		12/17/25 10:13	12/18/25 04:39	1
Selenium	ND		5.00	2.29	ug/L		12/17/25 10:13	12/18/25 04:39	1
Silver	ND		1.00	0.167	ug/L		12/17/25 10:13	12/18/25 04:39	1
Thallium	ND		1.00	0.190	ug/L		12/17/25 10:13	12/18/25 04:39	1
Vanadium	1.57 J		5.00	1.22	ug/L		12/17/25 10:13	12/18/25 04:39	1
Zinc	ND		10.0	8.91	ug/L		12/17/25 10:13	12/18/25 04:39	1

Method: SW846 7470A - Mercury (CVAA)

Analyte	Result	Qualifier	RL	MDL	Unit	D	Prepared	Analyzed	Dil Fac
Mercury	ND		0.200	0.166	ug/L		12/22/25 15:53	12/22/25 16:37	1

General Chemistry

Analyte	Result	Qualifier	RL	MDL	Unit	D	Prepared	Analyzed	Dil Fac
Ammonia (as N) (EPA 350.1)	0.0210 J		0.100	0.0184	mg/L			12/23/25 09:07	1
Nitrate Nitrite as N (EPA 353.2)	ND		0.0500	0.0141	mg/L			12/18/25 08:32	1
Nitrite as N (EPA 353.2)	ND		0.100	0.0168	mg/L			12/12/25 13:03	1
Nitrate as N (SM Nitrate by calc)	ND		0.0500	0.0141	mg/L			12/26/25 12:05	1
Sulfate (SM 4500 SO4 E)	24.2		5.00	1.40	mg/L			12/16/25 15:29	1

Client Sample ID: SW-5
Date Collected: 12/11/25 09:40
Date Received: 12/11/25 17:05

Lab Sample ID: 752-40212-5
Matrix: Water

Method: SW846 8260D - Volatile Organic Compounds by GC/MS

Analyte	Result	Qualifier	RL	MDL	Unit	D	Prepared	Analyzed	Dil Fac
Acetone	ND		10.0	4.04	ug/L			12/18/25 09:16	1
Benzene	ND		1.00	0.200	ug/L			12/18/25 09:16	1
Bromobenzene	ND		1.00	0.222	ug/L			12/18/25 09:16	1

Eurofins Raleigh

Client Sample Results

Client: S&ME Inc
Project/Site: Lyon Park

Job ID: 752-40212-1

Client Sample ID: SW-5

Lab Sample ID: 752-40212-5

Date Collected: 12/11/25 09:40

Matrix: Water

Date Received: 12/11/25 17:05

Method: SW846 8260D - Volatile Organic Compounds by GC/MS (Continued)

Analyte	Result	Qualifier	RL	MDL	Unit	D	Prepared	Analyzed	Dil Fac
Bromoform	ND		1.00	0.458	ug/L			12/18/25 09:16	1
Bromomethane	ND		1.00	0.470	ug/L			12/18/25 09:16	1
2-Butanone (MEK)	ND		10.0	2.81	ug/L			12/18/25 09:16	1
Carbon disulfide	ND		2.00	0.526	ug/L			12/18/25 09:16	1
Carbon tetrachloride	ND		1.00	0.221	ug/L			12/18/25 09:16	1
Chlorobenzene	ND		1.00	0.202	ug/L			12/18/25 09:16	1
Chlorobromomethane	ND		1.00	0.328	ug/L			12/18/25 09:16	1
Chlorodibromomethane	ND		1.00	0.442	ug/L			12/18/25 09:16	1
Chloroethane	ND		1.00	0.374	ug/L			12/18/25 09:16	1
Chloroform	ND		1.00	0.216	ug/L			12/18/25 09:16	1
Chloromethane	ND		1.00	0.371	ug/L			12/18/25 09:16	1
2-Chlorotoluene	ND		1.00	0.228	ug/L			12/18/25 09:16	1
4-Chlorotoluene	ND		1.00	0.212	ug/L			12/18/25 09:16	1
cis-1,2-Dichloroethene	ND		1.00	0.227	ug/L			12/18/25 09:16	1
cis-1,3-Dichloropropene	ND		1.00	0.226	ug/L			12/18/25 09:16	1
1,2-Dibromo-3-Chloropropane	ND		1.00	0.450	ug/L			12/18/25 09:16	1
Dibromomethane	ND		1.00	0.318	ug/L			12/18/25 09:16	1
1,2-Dichlorobenzene	ND		1.00	0.320	ug/L			12/18/25 09:16	1
1,3-Dichlorobenzene	ND		1.00	0.340	ug/L			12/18/25 09:16	1
1,4-Dichlorobenzene	ND		1.00	0.320	ug/L			12/18/25 09:16	1
Dichlorobromomethane	ND		1.00	0.222	ug/L			12/18/25 09:16	1
1,1-Dichloroethane	ND		1.00	0.214	ug/L			12/18/25 09:16	1
1,2-Dichloroethane	ND		1.00	0.212	ug/L			12/18/25 09:16	1
1,1-Dichloroethene	ND		1.00	0.279	ug/L			12/18/25 09:16	1
1,2-Dichloropropane	ND		1.00	0.207	ug/L			12/18/25 09:16	1
1,3-Dichloropropane	ND		1.00	0.206	ug/L			12/18/25 09:16	1
2,2-Dichloropropane	ND		1.00	0.286	ug/L			12/18/25 09:16	1
1,1-Dichloropropene	ND		1.00	0.267	ug/L			12/18/25 09:16	1
Ethyl acetate	ND		10.0	5.93	ug/L			12/18/25 09:16	1
Ethylbenzene	ND		1.00	0.280	ug/L			12/18/25 09:16	1
Ethylene Dibromide	ND		1.00	0.199	ug/L			12/18/25 09:16	1
Hexachlorobutadiene	ND		1.00	0.850	ug/L			12/18/25 09:16	1
Hexane	ND		10.0	3.63	ug/L			12/18/25 09:16	1
2-Hexanone	ND		10.0	3.47	ug/L			12/18/25 09:16	1
Iodomethane	ND		2.00	0.403	ug/L			12/18/25 09:16	1
Isopropylbenzene	ND		1.00	0.269	ug/L			12/18/25 09:16	1
Isopropyl ether	ND		5.00	2.84	ug/L			12/18/25 09:16	1
4-Isopropyltoluene	ND		1.00	0.430	ug/L			12/18/25 09:16	1
Methylene Chloride	ND		5.00	2.36	ug/L			12/18/25 09:16	1
4-Methyl-2-pentanone (MIBK)	ND		10.0	3.24	ug/L			12/18/25 09:16	1
Methyl tert-butyl ether	ND		1.00	0.175	ug/L			12/18/25 09:16	1
m-Xylene & p-Xylene	ND		2.00	0.372	ug/L			12/18/25 09:16	1
Naphthalene	ND		2.00	1.56	ug/L			12/18/25 09:16	1
n-Butylbenzene	ND		1.00	0.690	ug/L			12/18/25 09:16	1
n-Heptane	ND		10.0	3.05	ug/L			12/18/25 09:16	1
N-Propylbenzene	ND		1.00	0.239	ug/L			12/18/25 09:16	1
o-Xylene	ND		1.00	0.270	ug/L			12/18/25 09:16	1
sec-Butylbenzene	ND		1.00	0.480	ug/L			12/18/25 09:16	1
Styrene	ND		1.00	0.194	ug/L			12/18/25 09:16	1

Eurofins Raleigh

Client Sample Results

Client: S&ME Inc
Project/Site: Lyon Park

Job ID: 752-40212-1

Client Sample ID: SW-5

Lab Sample ID: 752-40212-5

Date Collected: 12/11/25 09:40

Matrix: Water

Date Received: 12/11/25 17:05

Method: SW846 8260D - Volatile Organic Compounds by GC/MS (Continued)

Analyte	Result	Qualifier	RL	MDL	Unit	D	Prepared	Analyzed	Dil Fac
tert-Butylbenzene	ND		1.00	0.393	ug/L			12/18/25 09:16	1
1,1,1,2-Tetrachloroethane	ND		1.00	0.237	ug/L			12/18/25 09:16	1
1,1,1,2,2-Tetrachloroethane	ND		1.00	0.231	ug/L			12/18/25 09:16	1
Tetrachloroethene	ND		1.00	0.193	ug/L			12/18/25 09:16	1
Toluene	ND		1.00	0.197	ug/L			12/18/25 09:16	1
trans-1,4-Dichloro-2-butene	ND		10.0	3.81	ug/L			12/18/25 09:16	1
trans-1,2-Dichloroethene	ND		1.00	0.266	ug/L			12/18/25 09:16	1
trans-1,3-Dichloropropene	ND		2.00	0.433	ug/L			12/18/25 09:16	1
1,2,3-Trichlorobenzene	ND		1.00	0.550	ug/L			12/18/25 09:16	1
1,2,4-Trichlorobenzene	ND		1.00	0.700	ug/L			12/18/25 09:16	1
1,1,1-Trichloroethane	ND		1.00	0.227	ug/L			12/18/25 09:16	1
1,1,2-Trichloroethane	ND		1.00	0.209	ug/L			12/18/25 09:16	1
Trichloroethene	ND		1.00	0.211	ug/L			12/18/25 09:16	1
Trichlorofluoromethane	ND		1.00	0.399	ug/L			12/18/25 09:16	1
1,2,3-Trichloropropane	ND		1.00	0.373	ug/L			12/18/25 09:16	1
1,1,2-Trichloro-1,2,2-trifluoroethane	ND		5.00	0.270	ug/L			12/18/25 09:16	1
1,2,4-Trimethylbenzene	ND		1.00	0.237	ug/L			12/18/25 09:16	1
1,3,5-Trimethylbenzene	ND		1.00	0.280	ug/L			12/18/25 09:16	1
Vinyl acetate	ND		10.0	2.64	ug/L			12/18/25 09:16	1
Vinyl chloride	ND		1.00	0.304	ug/L			12/18/25 09:16	1
Xylenes, Total	ND		1.00	0.270	ug/L			12/18/25 09:16	1
Surrogate	%Recovery	Qualifier	Limits				Prepared	Analyzed	Dil Fac
4-Bromofluorobenzene	93		70 - 126					12/18/25 09:16	1
Dibromofluoromethane	102		77 - 121					12/18/25 09:16	1
Toluene-d8 (Surr)	99		79 - 119					12/18/25 09:16	1

Method: SW846 8270E SIM ID - Semivolatile Organic Compounds (GC/MS SIM / Isotope Dilution)

Analyte	Result	Qualifier	RL	MDL	Unit	D	Prepared	Analyzed	Dil Fac
1,4-Dioxane	ND		0.297	0.297	ug/L		12/16/25 15:55	12/18/25 23:28	1
Isotope Dilution	%Recovery	Qualifier	Limits				Prepared	Analyzed	Dil Fac
1,4-Dioxane-d8	39		10 - 140				12/16/25 15:55	12/18/25 23:28	1

Method: SW846 8270E - Semivolatile Organic Compounds (GC-MS/MS)

Analyte	Result	Qualifier	RL	MDL	Unit	D	Prepared	Analyzed	Dil Fac
1,1'-Biphenyl	ND		9.97	0.419	ug/L		12/16/25 11:43	12/17/25 17:45	1
2,4,5-Trichlorophenol	ND		9.97	0.538	ug/L		12/16/25 11:43	12/17/25 17:45	1
2,4,6-Trichlorophenol	ND		9.97	1.09	ug/L		12/16/25 11:43	12/17/25 17:45	1
2,4-Dichlorophenol	ND		9.97	0.568	ug/L		12/16/25 11:43	12/17/25 17:45	1
2,4-Dimethylphenol	ND		9.97	0.239	ug/L		12/16/25 11:43	12/17/25 17:45	1
2,4-Dinitrophenol	ND		29.9	4.66	ug/L		12/16/25 11:43	12/17/25 17:45	1
2,4-Dinitrotoluene	ND		9.97	0.648	ug/L		12/16/25 11:43	12/17/25 17:45	1
2,6-Dinitrotoluene	ND		9.97	0.289	ug/L		12/16/25 11:43	12/17/25 17:45	1
2-Chloronaphthalene	ND		9.97	0.379	ug/L		12/16/25 11:43	12/17/25 17:45	1
2-Chlorophenol	ND	*+	9.97	0.837	ug/L		12/16/25 11:43	12/17/25 17:45	1
2-Methylnaphthalene	ND		9.97	0.807	ug/L		12/16/25 11:43	12/17/25 17:45	1
2-Methylphenol	ND		9.97	0.757	ug/L		12/16/25 11:43	12/17/25 17:45	1
2-Nitroaniline	ND		9.97	1.37	ug/L		12/16/25 11:43	12/17/25 17:45	1
2-Nitrophenol	ND		9.97	1.17	ug/L		12/16/25 11:43	12/17/25 17:45	1
3 & 4 Methylphenol	ND		19.9	4.58	ug/L		12/16/25 11:43	12/17/25 17:45	1

Eurofins Raleigh

Client Sample Results

Client: S&ME Inc
Project/Site: Lyon Park

Job ID: 752-40212-1

Client Sample ID: SW-5

Lab Sample ID: 752-40212-5

Date Collected: 12/11/25 09:40

Matrix: Water

Date Received: 12/11/25 17:05

Method: SW846 8270E - Semivolatile Organic Compounds (GC-MS/MS) (Continued)

Analyte	Result	Qualifier	RL	MDL	Unit	D	Prepared	Analyzed	Dil Fac
3,3'-Dichlorobenzidine	ND		11.0	0.409	ug/L		12/16/25 11:43	12/17/25 17:45	1
3-Nitroaniline	ND		9.97	0.947	ug/L		12/16/25 11:43	12/17/25 17:45	1
4,6-Dinitro-2-methylphenol	ND		9.97	1.96	ug/L		12/16/25 11:43	12/17/25 17:45	1
4-Bromophenyl phenyl ether	ND		9.97	0.130	ug/L		12/16/25 11:43	12/17/25 17:45	1
4-Chloro-3-methylphenol	ND		9.97	0.728	ug/L		12/16/25 11:43	12/17/25 17:45	1
4-Chloroaniline	ND		9.97	0.578	ug/L		12/16/25 11:43	12/17/25 17:45	1
4-Chlorophenyl phenyl ether	ND		9.97	0.239	ug/L		12/16/25 11:43	12/17/25 17:45	1
4-Nitroaniline	ND		9.97	3.49	ug/L		12/16/25 11:43	12/17/25 17:45	1
4-Nitrophenol	ND		9.97	2.73	ug/L		12/16/25 11:43	12/17/25 17:45	1
Acenaphthene	ND		9.97	0.628	ug/L		12/16/25 11:43	12/17/25 17:45	1
Acenaphthylene	ND		9.97	0.757	ug/L		12/16/25 11:43	12/17/25 17:45	1
Acetophenone	ND		9.97	3.19	ug/L		12/16/25 11:43	12/17/25 17:45	1
Anthracene	ND		9.97	0.907	ug/L		12/16/25 11:43	12/17/25 17:45	1
Atrazine	ND		9.97	1.13	ug/L		12/16/25 11:43	12/17/25 17:45	1
Benzaldehyde	ND		9.97	0.668	ug/L		12/16/25 11:43	12/17/25 17:45	1
Benzo[a]anthracene	ND		9.97	0.997	ug/L		12/16/25 11:43	12/17/25 17:45	1
Benzo[a]pyrene	ND		9.97	1.10	ug/L		12/16/25 11:43	12/17/25 17:45	1
Benzo[b]fluoranthene	ND		9.97	1.20	ug/L		12/16/25 11:43	12/17/25 17:45	1
Benzo[g,h,i]perylene	ND		9.97	1.50	ug/L		12/16/25 11:43	12/17/25 17:45	1
Benzo[k]fluoranthene	ND		9.97	1.50	ug/L		12/16/25 11:43	12/17/25 17:45	1
bis (2-chloroisopropyl) ether	ND		9.97	0.927	ug/L		12/16/25 11:43	12/17/25 17:45	1
Bis(2-chloroethoxy)methane	ND		9.97	0.339	ug/L		12/16/25 11:43	12/17/25 17:45	1
Bis(2-chloroethyl)ether	ND		9.97	0.728	ug/L		12/16/25 11:43	12/17/25 17:45	1
Bis(2-ethylhexyl) phthalate	ND		9.97	3.99	ug/L		12/16/25 11:43	12/17/25 17:45	1
Butyl benzyl phthalate	ND		9.97	3.99	ug/L		12/16/25 11:43	12/17/25 17:45	1
Caprolactam	ND	+	9.97	2.39	ug/L		12/16/25 11:43	12/17/25 17:45	1
Carbazole	ND		9.97	0.319	ug/L		12/16/25 11:43	12/17/25 17:45	1
Chrysene	ND		9.97	1.20	ug/L		12/16/25 11:43	12/17/25 17:45	1
Dibenz(a,h)anthracene	ND		9.97	1.30	ug/L		12/16/25 11:43	12/17/25 17:45	1
Dibenzofuran	ND		9.97	0.638	ug/L		12/16/25 11:43	12/17/25 17:45	1
Diethyl phthalate	ND		9.97	3.99	ug/L		12/16/25 11:43	12/17/25 17:45	1
Dimethyl phthalate	ND		9.97	3.99	ug/L		12/16/25 11:43	12/17/25 17:45	1
Di-n-butyl phthalate	ND		9.97	8.16	ug/L		12/16/25 11:43	12/17/25 17:45	1
Di-n-octyl phthalate	ND		9.97	3.99	ug/L		12/16/25 11:43	12/17/25 17:45	1
Fluoranthene	ND		9.97	0.628	ug/L		12/16/25 11:43	12/17/25 17:45	1
Fluorene	ND		9.97	0.668	ug/L		12/16/25 11:43	12/17/25 17:45	1
Hexachlorobenzene	ND		9.97	0.249	ug/L		12/16/25 11:43	12/17/25 17:45	1
Hexachlorobutadiene	ND		9.97	0.548	ug/L		12/16/25 11:43	12/17/25 17:45	1
Hexachlorocyclopentadiene	ND		19.9	0.319	ug/L		12/16/25 11:43	12/17/25 17:45	1
Hexachloroethane	ND		9.97	0.528	ug/L		12/16/25 11:43	12/17/25 17:45	1
Indeno[1,2,3-cd]pyrene	ND		9.97	1.10	ug/L		12/16/25 11:43	12/17/25 17:45	1
Isophorone	ND		9.97	0.797	ug/L		12/16/25 11:43	12/17/25 17:45	1
Naphthalene	ND		9.97	0.748	ug/L		12/16/25 11:43	12/17/25 17:45	1
Nitrobenzene	ND		9.97	0.598	ug/L		12/16/25 11:43	12/17/25 17:45	1
N-Nitrosodi-n-propylamine	ND		9.97	0.329	ug/L		12/16/25 11:43	12/17/25 17:45	1
N-Nitrosodiphenylamine	ND		9.97	0.189	ug/L		12/16/25 11:43	12/17/25 17:45	1
Pentachlorophenol	ND		9.97	2.79	ug/L		12/16/25 11:43	12/17/25 17:45	1
Phenanthrene	ND		9.97	0.738	ug/L		12/16/25 11:43	12/17/25 17:45	1
Phenol	ND	+	9.97	0.678	ug/L		12/16/25 11:43	12/17/25 17:45	1

Eurofins Raleigh

Client Sample Results

Client: S&ME Inc
Project/Site: Lyon Park

Job ID: 752-40212-1

Client Sample ID: SW-5

Lab Sample ID: 752-40212-5

Date Collected: 12/11/25 09:40

Matrix: Water

Date Received: 12/11/25 17:05

Method: SW846 8270E - Semivolatile Organic Compounds (GC-MS/MS) (Continued)

Analyte	Result	Qualifier	RL	MDL	Unit	D	Prepared	Analyzed	Dil Fac
Pyrene	ND		9.97	0.628	ug/L		12/16/25 11:43	12/17/25 17:45	1
Surrogate	%Recovery	Qualifier	Limits				Prepared	Analyzed	Dil Fac
2,4,6-Tribromophenol (Surr)	118		10 - 150				12/16/25 11:43	12/17/25 17:45	1
2-Fluorobiphenyl (Surr)	110		25 - 139				12/16/25 11:43	12/17/25 17:45	1
2-Fluorophenol (Surr)	122		10 - 150				12/16/25 11:43	12/17/25 17:45	1
Nitrobenzene-d5 (Surr)	115		22 - 150				12/16/25 11:43	12/17/25 17:45	1
Phenol-d5 (Surr)	120		10 - 150				12/16/25 11:43	12/17/25 17:45	1
Terphenyl-d14 (Surr)	74		28 - 150				12/16/25 11:43	12/17/25 17:45	1

Method: SW846 6020B - Metals (ICP/MS) - Total Recoverable

Analyte	Result	Qualifier	RL	MDL	Unit	D	Prepared	Analyzed	Dil Fac
Antimony	ND		5.00	2.45	ug/L		12/17/25 10:13	12/18/25 04:41	1
Arsenic	ND		5.00	1.32	ug/L		12/17/25 10:13	12/18/25 04:41	1
Barium	58.1		10.0	0.410	ug/L		12/17/25 10:13	12/18/25 04:41	1
Beryllium	ND		1.00	0.147	ug/L		12/17/25 10:13	12/18/25 04:41	1
Cadmium	ND		0.700	0.237	ug/L		12/17/25 10:13	12/18/25 04:41	1
Chromium	ND		5.00	3.69	ug/L		12/17/25 10:13	12/18/25 04:41	1
Cobalt	ND		5.00	0.411	ug/L		12/17/25 10:13	12/18/25 04:41	1
Copper	3.83		2.00	0.642	ug/L		12/17/25 10:13	12/18/25 04:41	1
Lead	2.32		1.00	0.864	ug/L		12/17/25 10:13	12/18/25 04:41	1
Manganese	89.6		5.00	1.29	ug/L		12/17/25 10:13	12/18/25 04:41	1
Nickel	1.37 J		5.00	0.422	ug/L		12/17/25 10:13	12/18/25 04:41	1
Selenium	ND		5.00	2.29	ug/L		12/17/25 10:13	12/18/25 04:41	1
Silver	ND		1.00	0.167	ug/L		12/17/25 10:13	12/18/25 04:41	1
Thallium	ND		1.00	0.190	ug/L		12/17/25 10:13	12/18/25 04:41	1
Vanadium	1.53 J		5.00	1.22	ug/L		12/17/25 10:13	12/18/25 04:41	1
Zinc	ND		10.0	8.91	ug/L		12/17/25 10:13	12/18/25 04:41	1

Method: SW846 7470A - Mercury (CVAA)

Analyte	Result	Qualifier	RL	MDL	Unit	D	Prepared	Analyzed	Dil Fac
Mercury	ND		0.200	0.166	ug/L		12/22/25 15:53	12/22/25 16:41	1

General Chemistry

Analyte	Result	Qualifier	RL	MDL	Unit	D	Prepared	Analyzed	Dil Fac
Ammonia (as N) (EPA 350.1)	ND		0.100	0.0184	mg/L			12/23/25 09:08	1
Nitrate Nitrite as N (EPA 353.2)	ND		0.0500	0.0141	mg/L			12/18/25 08:34	1
Nitrite as N (EPA 353.2)	ND		0.100	0.0168	mg/L			12/12/25 13:04	1
Nitrate as N (SM Nitrate by calc)	ND		0.0500	0.0141	mg/L			12/26/25 12:05	1
Sulfate (SM 4500 SO4 E)	23.7		5.00	1.40	mg/L			12/16/25 15:30	1

Client Sample ID: SW-6

Lab Sample ID: 752-40212-6

Date Collected: 12/11/25 09:10

Matrix: Water

Date Received: 12/11/25 17:05

Method: SW846 8260D - Volatile Organic Compounds by GC/MS

Analyte	Result	Qualifier	RL	MDL	Unit	D	Prepared	Analyzed	Dil Fac
Acetone	ND		10.0	4.04	ug/L			12/18/25 09:41	1
Benzene	ND		1.00	0.200	ug/L			12/18/25 09:41	1
Bromobenzene	ND		1.00	0.222	ug/L			12/18/25 09:41	1
Bromoform	ND		1.00	0.458	ug/L			12/18/25 09:41	1

Eurofins Raleigh

Client Sample Results

Client: S&ME Inc
Project/Site: Lyon Park

Job ID: 752-40212-1

Client Sample ID: SW-6
Date Collected: 12/11/25 09:10
Date Received: 12/11/25 17:05

Lab Sample ID: 752-40212-6
Matrix: Water

Method: SW846 8260D - Volatile Organic Compounds by GC/MS (Continued)

Analyte	Result	Qualifier	RL	MDL	Unit	D	Prepared	Analyzed	Dil Fac
Bromomethane	ND		1.00	0.470	ug/L			12/18/25 09:41	1
2-Butanone (MEK)	ND		10.0	2.81	ug/L			12/18/25 09:41	1
Carbon disulfide	ND		2.00	0.526	ug/L			12/18/25 09:41	1
Carbon tetrachloride	ND		1.00	0.221	ug/L			12/18/25 09:41	1
Chlorobenzene	ND		1.00	0.202	ug/L			12/18/25 09:41	1
Chlorobromomethane	ND		1.00	0.328	ug/L			12/18/25 09:41	1
Chlorodibromomethane	ND		1.00	0.442	ug/L			12/18/25 09:41	1
Chloroethane	ND		1.00	0.374	ug/L			12/18/25 09:41	1
Chloroform	ND		1.00	0.216	ug/L			12/18/25 09:41	1
Chloromethane	ND		1.00	0.371	ug/L			12/18/25 09:41	1
2-Chlorotoluene	ND		1.00	0.228	ug/L			12/18/25 09:41	1
4-Chlorotoluene	ND		1.00	0.212	ug/L			12/18/25 09:41	1
cis-1,2-Dichloroethene	ND		1.00	0.227	ug/L			12/18/25 09:41	1
cis-1,3-Dichloropropene	ND		1.00	0.226	ug/L			12/18/25 09:41	1
1,2-Dibromo-3-Chloropropane	ND		1.00	0.450	ug/L			12/18/25 09:41	1
Dibromomethane	ND		1.00	0.318	ug/L			12/18/25 09:41	1
1,2-Dichlorobenzene	ND		1.00	0.320	ug/L			12/18/25 09:41	1
1,3-Dichlorobenzene	ND		1.00	0.340	ug/L			12/18/25 09:41	1
1,4-Dichlorobenzene	ND		1.00	0.320	ug/L			12/18/25 09:41	1
Dichlorobromomethane	ND		1.00	0.222	ug/L			12/18/25 09:41	1
1,1-Dichloroethane	ND		1.00	0.214	ug/L			12/18/25 09:41	1
1,2-Dichloroethane	ND		1.00	0.212	ug/L			12/18/25 09:41	1
1,1-Dichloroethene	ND		1.00	0.279	ug/L			12/18/25 09:41	1
1,2-Dichloropropane	ND		1.00	0.207	ug/L			12/18/25 09:41	1
1,3-Dichloropropane	ND		1.00	0.206	ug/L			12/18/25 09:41	1
2,2-Dichloropropane	ND		1.00	0.286	ug/L			12/18/25 09:41	1
1,1-Dichloropropene	ND		1.00	0.267	ug/L			12/18/25 09:41	1
Ethyl acetate	ND		10.0	5.93	ug/L			12/18/25 09:41	1
Ethylbenzene	ND		1.00	0.280	ug/L			12/18/25 09:41	1
Ethylene Dibromide	ND		1.00	0.199	ug/L			12/18/25 09:41	1
Hexachlorobutadiene	ND		1.00	0.850	ug/L			12/18/25 09:41	1
Hexane	ND		10.0	3.63	ug/L			12/18/25 09:41	1
2-Hexanone	ND		10.0	3.47	ug/L			12/18/25 09:41	1
Iodomethane	ND		2.00	0.403	ug/L			12/18/25 09:41	1
Isopropylbenzene	ND		1.00	0.269	ug/L			12/18/25 09:41	1
Isopropyl ether	ND		5.00	2.84	ug/L			12/18/25 09:41	1
4-Isopropyltoluene	ND		1.00	0.430	ug/L			12/18/25 09:41	1
Methylene Chloride	ND		5.00	2.36	ug/L			12/18/25 09:41	1
4-Methyl-2-pentanone (MIBK)	ND		10.0	3.24	ug/L			12/18/25 09:41	1
Methyl tert-butyl ether	ND		1.00	0.175	ug/L			12/18/25 09:41	1
m-Xylene & p-Xylene	ND		2.00	0.372	ug/L			12/18/25 09:41	1
Naphthalene	ND		2.00	1.56	ug/L			12/18/25 09:41	1
n-Butylbenzene	ND		1.00	0.690	ug/L			12/18/25 09:41	1
n-Heptane	ND		10.0	3.05	ug/L			12/18/25 09:41	1
N-Propylbenzene	ND		1.00	0.239	ug/L			12/18/25 09:41	1
o-Xylene	ND		1.00	0.270	ug/L			12/18/25 09:41	1
sec-Butylbenzene	ND		1.00	0.480	ug/L			12/18/25 09:41	1
Styrene	ND		1.00	0.194	ug/L			12/18/25 09:41	1
tert-Butylbenzene	ND		1.00	0.393	ug/L			12/18/25 09:41	1

Eurofins Raleigh

Client Sample Results

Client: S&ME Inc
Project/Site: Lyon Park

Job ID: 752-40212-1

Client Sample ID: SW-6
Date Collected: 12/11/25 09:10
Date Received: 12/11/25 17:05

Lab Sample ID: 752-40212-6
Matrix: Water

Method: SW846 8260D - Volatile Organic Compounds by GC/MS (Continued)

Analyte	Result	Qualifier	RL	MDL	Unit	D	Prepared	Analyzed	Dil Fac
1,1,1,2-Tetrachloroethane	ND		1.00	0.237	ug/L			12/18/25 09:41	1
1,1,1,2,2-Tetrachloroethane	ND		1.00	0.231	ug/L			12/18/25 09:41	1
Tetrachloroethene	ND		1.00	0.193	ug/L			12/18/25 09:41	1
Toluene	ND		1.00	0.197	ug/L			12/18/25 09:41	1
trans-1,4-Dichloro-2-butene	ND		10.0	3.81	ug/L			12/18/25 09:41	1
trans-1,2-Dichloroethene	ND		1.00	0.266	ug/L			12/18/25 09:41	1
trans-1,3-Dichloropropene	ND		2.00	0.433	ug/L			12/18/25 09:41	1
1,2,3-Trichlorobenzene	ND		1.00	0.550	ug/L			12/18/25 09:41	1
1,2,4-Trichlorobenzene	ND		1.00	0.700	ug/L			12/18/25 09:41	1
1,1,1-Trichloroethane	ND		1.00	0.227	ug/L			12/18/25 09:41	1
1,1,2-Trichloroethane	ND		1.00	0.209	ug/L			12/18/25 09:41	1
Trichloroethene	ND		1.00	0.211	ug/L			12/18/25 09:41	1
Trichlorofluoromethane	ND		1.00	0.399	ug/L			12/18/25 09:41	1
1,2,3-Trichloropropane	ND		1.00	0.373	ug/L			12/18/25 09:41	1
1,1,2-Trichloro-1,2,2-trifluoroethane	ND		5.00	0.270	ug/L			12/18/25 09:41	1
1,2,4-Trimethylbenzene	ND		1.00	0.237	ug/L			12/18/25 09:41	1
1,3,5-Trimethylbenzene	ND		1.00	0.280	ug/L			12/18/25 09:41	1
Vinyl acetate	ND		10.0	2.64	ug/L			12/18/25 09:41	1
Vinyl chloride	ND		1.00	0.304	ug/L			12/18/25 09:41	1
Xylenes, Total	ND		1.00	0.270	ug/L			12/18/25 09:41	1

Surrogate	%Recovery	Qualifier	Limits	Prepared	Analyzed	Dil Fac
4-Bromofluorobenzene	94		70 - 126		12/18/25 09:41	1
Dibromofluoromethane	104		77 - 121		12/18/25 09:41	1
Toluene-d8 (Surr)	101		79 - 119		12/18/25 09:41	1

Method: SW846 8270E SIM ID - Semivolatile Organic Compounds (GC/MS SIM / Isotope Dilution)

Analyte	Result	Qualifier	RL	MDL	Unit	D	Prepared	Analyzed	Dil Fac
1,4-Dioxane	ND		0.291	0.291	ug/L		12/16/25 15:55	12/18/25 23:49	1

Isotope Dilution	%Recovery	Qualifier	Limits	Prepared	Analyzed	Dil Fac
1,4-Dioxane-d8	47		10 - 140	12/16/25 15:55	12/18/25 23:49	1

Method: SW846 8270E - Semivolatile Organic Compounds (GC-MS/MS)

Analyte	Result	Qualifier	RL	MDL	Unit	D	Prepared	Analyzed	Dil Fac
1,1'-Biphenyl	ND		10.3	0.432	ug/L		12/16/25 11:43	12/17/25 18:15	1
2,4,5-Trichlorophenol	ND		10.3	0.555	ug/L		12/16/25 11:43	12/17/25 18:15	1
2,4,6-Trichlorophenol	ND		10.3	1.12	ug/L		12/16/25 11:43	12/17/25 18:15	1
2,4-Dichlorophenol	ND		10.3	0.586	ug/L		12/16/25 11:43	12/17/25 18:15	1
2,4-Dimethylphenol	ND		10.3	0.247	ug/L		12/16/25 11:43	12/17/25 18:15	1
2,4-Dinitrophenol	ND		30.8	4.81	ug/L		12/16/25 11:43	12/17/25 18:15	1
2,4-Dinitrotoluene	ND		10.3	0.668	ug/L		12/16/25 11:43	12/17/25 18:15	1
2,6-Dinitrotoluene	ND		10.3	0.298	ug/L		12/16/25 11:43	12/17/25 18:15	1
2-Chloronaphthalene	ND		10.3	0.390	ug/L		12/16/25 11:43	12/17/25 18:15	1
2-Chlorophenol	ND	*+	10.3	0.863	ug/L		12/16/25 11:43	12/17/25 18:15	1
2-Methylnaphthalene	ND		10.3	0.832	ug/L		12/16/25 11:43	12/17/25 18:15	1
2-Methylphenol	ND		10.3	0.781	ug/L		12/16/25 11:43	12/17/25 18:15	1
2-Nitroaniline	ND		10.3	1.41	ug/L		12/16/25 11:43	12/17/25 18:15	1
2-Nitrophenol	ND		10.3	1.20	ug/L		12/16/25 11:43	12/17/25 18:15	1
3 & 4 Methylphenol	ND		20.5	4.73	ug/L		12/16/25 11:43	12/17/25 18:15	1
3,3'-Dichlorobenzidine	ND		11.3	0.421	ug/L		12/16/25 11:43	12/17/25 18:15	1

Eurofins Raleigh

Client Sample Results

Client: S&ME Inc
Project/Site: Lyon Park

Job ID: 752-40212-1

Client Sample ID: SW-6

Lab Sample ID: 752-40212-6

Date Collected: 12/11/25 09:10

Matrix: Water

Date Received: 12/11/25 17:05

Method: SW846 8270E - Semivolatile Organic Compounds (GC-MS/MS) (Continued)

Analyte	Result	Qualifier	RL	MDL	Unit	D	Prepared	Analyzed	Dil Fac
3-Nitroaniline	ND		10.3	0.976	ug/L		12/16/25 11:43	12/17/25 18:15	1
4,6-Dinitro-2-methylphenol	ND		10.3	2.02	ug/L		12/16/25 11:43	12/17/25 18:15	1
4-Bromophenyl phenyl ether	ND		10.3	0.134	ug/L		12/16/25 11:43	12/17/25 18:15	1
4-Chloro-3-methylphenol	ND		10.3	0.750	ug/L		12/16/25 11:43	12/17/25 18:15	1
4-Chloroaniline	ND		10.3	0.596	ug/L		12/16/25 11:43	12/17/25 18:15	1
4-Chlorophenyl phenyl ether	ND		10.3	0.247	ug/L		12/16/25 11:43	12/17/25 18:15	1
4-Nitroaniline	ND		10.3	3.60	ug/L		12/16/25 11:43	12/17/25 18:15	1
4-Nitrophenol	ND		10.3	2.82	ug/L		12/16/25 11:43	12/17/25 18:15	1
Acenaphthene	ND		10.3	0.647	ug/L		12/16/25 11:43	12/17/25 18:15	1
Acenaphthylene	ND		10.3	0.781	ug/L		12/16/25 11:43	12/17/25 18:15	1
Acetophenone	ND		10.3	3.29	ug/L		12/16/25 11:43	12/17/25 18:15	1
Anthracene	ND		10.3	0.935	ug/L		12/16/25 11:43	12/17/25 18:15	1
Atrazine	ND		10.3	1.16	ug/L		12/16/25 11:43	12/17/25 18:15	1
Benzaldehyde	ND		10.3	0.688	ug/L		12/16/25 11:43	12/17/25 18:15	1
Benzo[a]anthracene	ND		10.3	1.03	ug/L		12/16/25 11:43	12/17/25 18:15	1
Benzo[a]pyrene	ND		10.3	1.13	ug/L		12/16/25 11:43	12/17/25 18:15	1
Benzo[b]fluoranthene	ND		10.3	1.23	ug/L		12/16/25 11:43	12/17/25 18:15	1
Benzo[g,h,i]perylene	ND		10.3	1.54	ug/L		12/16/25 11:43	12/17/25 18:15	1
Benzo[k]fluoranthene	ND		10.3	1.54	ug/L		12/16/25 11:43	12/17/25 18:15	1
bis (2-chloroisopropyl) ether	ND		10.3	0.955	ug/L		12/16/25 11:43	12/17/25 18:15	1
Bis(2-chloroethoxy)methane	ND		10.3	0.349	ug/L		12/16/25 11:43	12/17/25 18:15	1
Bis(2-chloroethyl)ether	ND		10.3	0.750	ug/L		12/16/25 11:43	12/17/25 18:15	1
Bis(2-ethylhexyl) phthalate	ND		10.3	4.11	ug/L		12/16/25 11:43	12/17/25 18:15	1
Butyl benzyl phthalate	ND		10.3	4.11	ug/L		12/16/25 11:43	12/17/25 18:15	1
Caprolactam	ND	+	10.3	2.47	ug/L		12/16/25 11:43	12/17/25 18:15	1
Carbazole	ND		10.3	0.329	ug/L		12/16/25 11:43	12/17/25 18:15	1
Chrysene	ND		10.3	1.23	ug/L		12/16/25 11:43	12/17/25 18:15	1
Dibenz(a,h)anthracene	ND		10.3	1.34	ug/L		12/16/25 11:43	12/17/25 18:15	1
Dibenzofuran	ND		10.3	0.658	ug/L		12/16/25 11:43	12/17/25 18:15	1
Diethyl phthalate	ND		10.3	4.11	ug/L		12/16/25 11:43	12/17/25 18:15	1
Dimethyl phthalate	ND		10.3	4.11	ug/L		12/16/25 11:43	12/17/25 18:15	1
Di-n-butyl phthalate	ND		10.3	8.41	ug/L		12/16/25 11:43	12/17/25 18:15	1
Di-n-octyl phthalate	ND		10.3	4.11	ug/L		12/16/25 11:43	12/17/25 18:15	1
Fluoranthene	ND		10.3	0.647	ug/L		12/16/25 11:43	12/17/25 18:15	1
Fluorene	ND		10.3	0.688	ug/L		12/16/25 11:43	12/17/25 18:15	1
Hexachlorobenzene	ND		10.3	0.257	ug/L		12/16/25 11:43	12/17/25 18:15	1
Hexachlorobutadiene	ND		10.3	0.565	ug/L		12/16/25 11:43	12/17/25 18:15	1
Hexachlorocyclopentadiene	ND		20.5	0.329	ug/L		12/16/25 11:43	12/17/25 18:15	1
Hexachloroethane	ND		10.3	0.545	ug/L		12/16/25 11:43	12/17/25 18:15	1
Indeno[1,2,3-cd]pyrene	ND		10.3	1.13	ug/L		12/16/25 11:43	12/17/25 18:15	1
Isophorone	ND		10.3	0.822	ug/L		12/16/25 11:43	12/17/25 18:15	1
Naphthalene	ND		10.3	0.771	ug/L		12/16/25 11:43	12/17/25 18:15	1
Nitrobenzene	ND		10.3	0.616	ug/L		12/16/25 11:43	12/17/25 18:15	1
N-Nitrosodi-n-propylamine	ND		10.3	0.339	ug/L		12/16/25 11:43	12/17/25 18:15	1
N-Nitrosodiphenylamine	ND		10.3	0.195	ug/L		12/16/25 11:43	12/17/25 18:15	1
Pentachlorophenol	ND		10.3	2.88	ug/L		12/16/25 11:43	12/17/25 18:15	1
Phenanthrene	ND		10.3	0.760	ug/L		12/16/25 11:43	12/17/25 18:15	1
Phenol	ND	+	10.3	0.699	ug/L		12/16/25 11:43	12/17/25 18:15	1
Pyrene	ND		10.3	0.647	ug/L		12/16/25 11:43	12/17/25 18:15	1

Eurofins Raleigh

Client Sample Results

Client: S&ME Inc
Project/Site: Lyon Park

Job ID: 752-40212-1

Client Sample ID: SW-6
Date Collected: 12/11/25 09:10
Date Received: 12/11/25 17:05

Lab Sample ID: 752-40212-6
Matrix: Water

Surrogate	%Recovery	Qualifier	Limits	Prepared	Analyzed	Dil Fac
2,4,6-Tribromophenol (Surr)	115		10 - 150	12/16/25 11:43	12/17/25 18:15	1
2-Fluorobiphenyl (Surr)	109		25 - 139	12/16/25 11:43	12/17/25 18:15	1
2-Fluorophenol (Surr)	122		10 - 150	12/16/25 11:43	12/17/25 18:15	1
Nitrobenzene-d5 (Surr)	112		22 - 150	12/16/25 11:43	12/17/25 18:15	1
Phenol-d5 (Surr)	130		10 - 150	12/16/25 11:43	12/17/25 18:15	1
Terphenyl-d14 (Surr)	88		28 - 150	12/16/25 11:43	12/17/25 18:15	1

Method: SW846 6020B - Metals (ICP/MS) - Total Recoverable

Analyte	Result	Qualifier	RL	MDL	Unit	D	Prepared	Analyzed	Dil Fac
Antimony	ND		5.00	2.45	ug/L		12/17/25 10:13	12/18/25 12:38	1
Arsenic	ND		5.00	1.32	ug/L		12/17/25 10:13	12/18/25 12:38	1
Barium	58.6		10.0	0.410	ug/L		12/17/25 10:13	12/18/25 12:38	1
Beryllium	ND		1.00	0.147	ug/L		12/17/25 10:13	12/18/25 12:38	1
Cadmium	ND		0.700	0.237	ug/L		12/17/25 10:13	12/18/25 12:38	1
Chromium	ND		5.00	3.69	ug/L		12/17/25 10:13	12/18/25 12:38	1
Cobalt	ND		5.00	0.411	ug/L		12/17/25 10:13	12/18/25 12:38	1
Copper	3.16		2.00	0.642	ug/L		12/17/25 10:13	12/18/25 12:38	1
Lead	ND		1.00	0.864	ug/L		12/17/25 10:13	12/18/25 12:38	1
Manganese	74.6		5.00	1.29	ug/L		12/17/25 10:13	12/18/25 12:38	1
Nickel	1.18 J		5.00	0.422	ug/L		12/17/25 10:13	12/18/25 12:38	1
Selenium	ND		5.00	2.29	ug/L		12/17/25 10:13	12/18/25 12:38	1
Silver	ND		1.00	0.167	ug/L		12/17/25 10:13	12/18/25 12:38	1
Thallium	ND		1.00	0.190	ug/L		12/17/25 10:13	12/18/25 12:38	1
Vanadium	ND		5.00	1.22	ug/L		12/17/25 10:13	12/18/25 12:38	1
Zinc	ND		10.0	8.91	ug/L		12/17/25 10:13	12/18/25 12:38	1

Method: SW846 7470A - Mercury (CVAA)

Analyte	Result	Qualifier	RL	MDL	Unit	D	Prepared	Analyzed	Dil Fac
Mercury	ND		0.200	0.166	ug/L		12/22/25 15:53	12/22/25 16:45	1

General Chemistry

Analyte	Result	Qualifier	RL	MDL	Unit	D	Prepared	Analyzed	Dil Fac
Ammonia (as N) (EPA 350.1)	0.0210 J		0.100	0.0184	mg/L			12/23/25 09:11	1
Nitrate Nitrite as N (EPA 353.2)	ND		0.0500	0.0141	mg/L			12/18/25 08:35	1
Nitrite as N (EPA 353.2)	ND		0.100	0.0168	mg/L			12/12/25 13:05	1
Nitrate as N (SM Nitrate by calc)	ND		0.0500	0.0141	mg/L			12/26/25 12:05	1
Sulfate (SM 4500 SO4 E)	23.5		5.00	1.40	mg/L			12/16/25 15:30	1

Client Sample ID: SW-Dup
Date Collected: 12/11/25 00:00
Date Received: 12/11/25 17:05

Lab Sample ID: 752-40212-7
Matrix: Water

Method: SW846 8260D - Volatile Organic Compounds by GC/MS

Analyte	Result	Qualifier	RL	MDL	Unit	D	Prepared	Analyzed	Dil Fac
Acetone	ND		10.0	4.04	ug/L			12/18/25 08:51	1
Benzene	ND		1.00	0.200	ug/L			12/18/25 08:51	1
Bromobenzene	ND		1.00	0.222	ug/L			12/18/25 08:51	1
Bromoform	ND		1.00	0.458	ug/L			12/18/25 08:51	1
Bromomethane	ND		1.00	0.470	ug/L			12/18/25 08:51	1
2-Butanone (MEK)	ND		10.0	2.81	ug/L			12/18/25 08:51	1
Carbon disulfide	ND		2.00	0.526	ug/L			12/18/25 08:51	1

Eurofins Raleigh

Client Sample Results

Client: S&ME Inc
Project/Site: Lyon Park

Job ID: 752-40212-1

Client Sample ID: SW-Dup

Lab Sample ID: 752-40212-7

Date Collected: 12/11/25 00:00

Matrix: Water

Date Received: 12/11/25 17:05

Method: SW846 8260D - Volatile Organic Compounds by GC/MS (Continued)

Analyte	Result	Qualifier	RL	MDL	Unit	D	Prepared	Analyzed	Dil Fac
Carbon tetrachloride	ND		1.00	0.221	ug/L			12/18/25 08:51	1
Chlorobenzene	ND		1.00	0.202	ug/L			12/18/25 08:51	1
Chlorobromomethane	ND		1.00	0.328	ug/L			12/18/25 08:51	1
Chlorodibromomethane	ND		1.00	0.442	ug/L			12/18/25 08:51	1
Chloroethane	ND		1.00	0.374	ug/L			12/18/25 08:51	1
Chloroform	ND		1.00	0.216	ug/L			12/18/25 08:51	1
Chloromethane	ND		1.00	0.371	ug/L			12/18/25 08:51	1
2-Chlorotoluene	ND		1.00	0.228	ug/L			12/18/25 08:51	1
4-Chlorotoluene	ND		1.00	0.212	ug/L			12/18/25 08:51	1
cis-1,2-Dichloroethene	ND		1.00	0.227	ug/L			12/18/25 08:51	1
cis-1,3-Dichloropropene	ND		1.00	0.226	ug/L			12/18/25 08:51	1
1,2-Dibromo-3-Chloropropane	ND		1.00	0.450	ug/L			12/18/25 08:51	1
Dibromomethane	ND		1.00	0.318	ug/L			12/18/25 08:51	1
1,2-Dichlorobenzene	ND		1.00	0.320	ug/L			12/18/25 08:51	1
1,3-Dichlorobenzene	ND		1.00	0.340	ug/L			12/18/25 08:51	1
1,4-Dichlorobenzene	ND		1.00	0.320	ug/L			12/18/25 08:51	1
Dichlorobromomethane	ND		1.00	0.222	ug/L			12/18/25 08:51	1
1,1-Dichloroethane	ND		1.00	0.214	ug/L			12/18/25 08:51	1
1,2-Dichloroethane	ND		1.00	0.212	ug/L			12/18/25 08:51	1
1,1-Dichloroethene	ND		1.00	0.279	ug/L			12/18/25 08:51	1
1,2-Dichloropropane	ND		1.00	0.207	ug/L			12/18/25 08:51	1
1,3-Dichloropropane	ND		1.00	0.206	ug/L			12/18/25 08:51	1
2,2-Dichloropropane	ND		1.00	0.286	ug/L			12/18/25 08:51	1
1,1-Dichloropropene	ND		1.00	0.267	ug/L			12/18/25 08:51	1
Ethyl acetate	ND		10.0	5.93	ug/L			12/18/25 08:51	1
Ethylbenzene	ND		1.00	0.280	ug/L			12/18/25 08:51	1
Ethylene Dibromide	ND		1.00	0.199	ug/L			12/18/25 08:51	1
Hexachlorobutadiene	ND		1.00	0.850	ug/L			12/18/25 08:51	1
Hexane	ND		10.0	3.63	ug/L			12/18/25 08:51	1
2-Hexanone	ND		10.0	3.47	ug/L			12/18/25 08:51	1
Iodomethane	ND		2.00	0.403	ug/L			12/18/25 08:51	1
Isopropylbenzene	ND		1.00	0.269	ug/L			12/18/25 08:51	1
Isopropyl ether	ND		5.00	2.84	ug/L			12/18/25 08:51	1
4-Isopropyltoluene	ND		1.00	0.430	ug/L			12/18/25 08:51	1
Methylene Chloride	ND		5.00	2.36	ug/L			12/18/25 08:51	1
4-Methyl-2-pentanone (MIBK)	ND		10.0	3.24	ug/L			12/18/25 08:51	1
Methyl tert-butyl ether	ND		1.00	0.175	ug/L			12/18/25 08:51	1
m-Xylene & p-Xylene	ND		2.00	0.372	ug/L			12/18/25 08:51	1
Naphthalene	ND		2.00	1.56	ug/L			12/18/25 08:51	1
n-Butylbenzene	ND		1.00	0.690	ug/L			12/18/25 08:51	1
n-Heptane	ND		10.0	3.05	ug/L			12/18/25 08:51	1
N-Propylbenzene	ND		1.00	0.239	ug/L			12/18/25 08:51	1
o-Xylene	ND		1.00	0.270	ug/L			12/18/25 08:51	1
sec-Butylbenzene	ND		1.00	0.480	ug/L			12/18/25 08:51	1
Styrene	ND		1.00	0.194	ug/L			12/18/25 08:51	1
tert-Butylbenzene	ND		1.00	0.393	ug/L			12/18/25 08:51	1
1,1,1,2-Tetrachloroethane	ND		1.00	0.237	ug/L			12/18/25 08:51	1
1,1,2,2-Tetrachloroethane	ND		1.00	0.231	ug/L			12/18/25 08:51	1
Tetrachloroethene	ND		1.00	0.193	ug/L			12/18/25 08:51	1

Eurofins Raleigh

Client Sample Results

Client: S&ME Inc
Project/Site: Lyon Park

Job ID: 752-40212-1

Client Sample ID: SW-Dup

Lab Sample ID: 752-40212-7

Date Collected: 12/11/25 00:00

Matrix: Water

Date Received: 12/11/25 17:05

Method: SW846 8260D - Volatile Organic Compounds by GC/MS (Continued)

Analyte	Result	Qualifier	RL	MDL	Unit	D	Prepared	Analyzed	Dil Fac
Toluene	ND		1.00	0.197	ug/L			12/18/25 08:51	1
trans-1,4-Dichloro-2-butene	ND		10.0	3.81	ug/L			12/18/25 08:51	1
trans-1,2-Dichloroethene	ND		1.00	0.266	ug/L			12/18/25 08:51	1
trans-1,3-Dichloropropene	ND		2.00	0.433	ug/L			12/18/25 08:51	1
1,2,3-Trichlorobenzene	ND		1.00	0.550	ug/L			12/18/25 08:51	1
1,2,4-Trichlorobenzene	ND		1.00	0.700	ug/L			12/18/25 08:51	1
1,1,1-Trichloroethane	ND		1.00	0.227	ug/L			12/18/25 08:51	1
1,1,2-Trichloroethane	ND		1.00	0.209	ug/L			12/18/25 08:51	1
Trichloroethene	ND		1.00	0.211	ug/L			12/18/25 08:51	1
Trichlorofluoromethane	ND		1.00	0.399	ug/L			12/18/25 08:51	1
1,2,3-Trichloropropane	ND		1.00	0.373	ug/L			12/18/25 08:51	1
1,1,2-Trichloro-1,2,2-trifluoroethane	ND		5.00	0.270	ug/L			12/18/25 08:51	1
1,2,4-Trimethylbenzene	ND		1.00	0.237	ug/L			12/18/25 08:51	1
1,3,5-Trimethylbenzene	ND		1.00	0.280	ug/L			12/18/25 08:51	1
Vinyl acetate	ND		10.0	2.64	ug/L			12/18/25 08:51	1
Vinyl chloride	ND		1.00	0.304	ug/L			12/18/25 08:51	1
Xylenes, Total	ND		1.00	0.270	ug/L			12/18/25 08:51	1

Surrogate	%Recovery	Qualifier	Limits	Prepared	Analyzed	Dil Fac
4-Bromofluorobenzene	93		70 - 126		12/18/25 08:51	1
Dibromofluoromethane	102		77 - 121		12/18/25 08:51	1
Toluene-d8 (Surr)	101		79 - 119		12/18/25 08:51	1

Method: SW846 8270E SIM ID - Semivolatile Organic Compounds (GC/MS SIM / Isotope Dilution)

Analyte	Result	Qualifier	RL	MDL	Unit	D	Prepared	Analyzed	Dil Fac
1,4-Dioxane	ND		0.305	0.305	ug/L		12/16/25 15:55	12/19/25 00:11	1

Isotope Dilution	%Recovery	Qualifier	Limits	Prepared	Analyzed	Dil Fac
1,4-Dioxane-d8	58		10 - 140	12/16/25 15:55	12/19/25 00:11	1

Method: SW846 8270E - Semivolatile Organic Compounds (GC-MS/MS)

Analyte	Result	Qualifier	RL	MDL	Unit	D	Prepared	Analyzed	Dil Fac
1,1'-Biphenyl	ND		10.1	0.426	ug/L		12/16/25 11:43	12/17/25 18:45	1
2,4,5-Trichlorophenol	ND		10.1	0.547	ug/L		12/16/25 11:43	12/17/25 18:45	1
2,4,6-Trichlorophenol	ND		10.1	1.10	ug/L		12/16/25 11:43	12/17/25 18:45	1
2,4-Dichlorophenol	ND		10.1	0.578	ug/L		12/16/25 11:43	12/17/25 18:45	1
2,4-Dimethylphenol	ND		10.1	0.243	ug/L		12/16/25 11:43	12/17/25 18:45	1
2,4-Dinitrophenol	ND		30.4	4.74	ug/L		12/16/25 11:43	12/17/25 18:45	1
2,4-Dinitrotoluene	ND		10.1	0.659	ug/L		12/16/25 11:43	12/17/25 18:45	1
2,6-Dinitrotoluene	ND		10.1	0.294	ug/L		12/16/25 11:43	12/17/25 18:45	1
2-Chloronaphthalene	ND		10.1	0.385	ug/L		12/16/25 11:43	12/17/25 18:45	1
2-Chlorophenol	ND	*+	10.1	0.851	ug/L		12/16/25 11:43	12/17/25 18:45	1
2-Methylnaphthalene	ND		10.1	0.821	ug/L		12/16/25 11:43	12/17/25 18:45	1
2-Methylphenol	ND		10.1	0.770	ug/L		12/16/25 11:43	12/17/25 18:45	1
2-Nitroaniline	ND		10.1	1.39	ug/L		12/16/25 11:43	12/17/25 18:45	1
2-Nitrophenol	ND		10.1	1.19	ug/L		12/16/25 11:43	12/17/25 18:45	1
3 & 4 Methylphenol	ND		20.3	4.66	ug/L		12/16/25 11:43	12/17/25 18:45	1
3,3'-Dichlorobenzidine	ND		11.1	0.416	ug/L		12/16/25 11:43	12/17/25 18:45	1
3-Nitroaniline	ND		10.1	0.963	ug/L		12/16/25 11:43	12/17/25 18:45	1
4,6-Dinitro-2-methylphenol	ND		10.1	2.00	ug/L		12/16/25 11:43	12/17/25 18:45	1
4-Bromophenyl phenyl ether	ND		10.1	0.132	ug/L		12/16/25 11:43	12/17/25 18:45	1

Eurofins Raleigh

Client Sample Results

Client: S&ME Inc
Project/Site: Lyon Park

Job ID: 752-40212-1

Client Sample ID: SW-Dup

Lab Sample ID: 752-40212-7

Date Collected: 12/11/25 00:00

Matrix: Water

Date Received: 12/11/25 17:05

Method: SW846 8270E - Semivolatile Organic Compounds (GC-MS/MS) (Continued)

Analyte	Result	Qualifier	RL	MDL	Unit	D	Prepared	Analyzed	Dil Fac
4-Chloro-3-methylphenol	ND		10.1	0.740	ug/L		12/16/25 11:43	12/17/25 18:45	1
4-Chloroaniline	ND		10.1	0.588	ug/L		12/16/25 11:43	12/17/25 18:45	1
4-Chlorophenyl phenyl ether	ND		10.1	0.243	ug/L		12/16/25 11:43	12/17/25 18:45	1
4-Nitroaniline	ND		10.1	3.55	ug/L		12/16/25 11:43	12/17/25 18:45	1
4-Nitrophenol	ND		10.1	2.78	ug/L		12/16/25 11:43	12/17/25 18:45	1
Acenaphthene	ND		10.1	0.639	ug/L		12/16/25 11:43	12/17/25 18:45	1
Acenaphthylene	ND		10.1	0.770	ug/L		12/16/25 11:43	12/17/25 18:45	1
Acetophenone	ND		10.1	3.24	ug/L		12/16/25 11:43	12/17/25 18:45	1
Anthracene	ND		10.1	0.922	ug/L		12/16/25 11:43	12/17/25 18:45	1
Atrazine	ND		10.1	1.15	ug/L		12/16/25 11:43	12/17/25 18:45	1
Benzaldehyde	ND		10.1	0.679	ug/L		12/16/25 11:43	12/17/25 18:45	1
Benzo[a]anthracene	ND		10.1	1.01	ug/L		12/16/25 11:43	12/17/25 18:45	1
Benzo[a]pyrene	ND		10.1	1.11	ug/L		12/16/25 11:43	12/17/25 18:45	1
Benzo[b]fluoranthene	ND		10.1	1.22	ug/L		12/16/25 11:43	12/17/25 18:45	1
Benzo[g,h,i]perylene	ND		10.1	1.52	ug/L		12/16/25 11:43	12/17/25 18:45	1
Benzo[k]fluoranthene	ND		10.1	1.52	ug/L		12/16/25 11:43	12/17/25 18:45	1
bis (2-chloroisopropyl) ether	ND		10.1	0.943	ug/L		12/16/25 11:43	12/17/25 18:45	1
Bis(2-chloroethoxy)methane	ND		10.1	0.345	ug/L		12/16/25 11:43	12/17/25 18:45	1
Bis(2-chloroethyl)ether	ND		10.1	0.740	ug/L		12/16/25 11:43	12/17/25 18:45	1
Bis(2-ethylhexyl) phthalate	ND		10.1	4.05	ug/L		12/16/25 11:43	12/17/25 18:45	1
Butyl benzyl phthalate	ND		10.1	4.05	ug/L		12/16/25 11:43	12/17/25 18:45	1
Caprolactam	ND	+	10.1	2.43	ug/L		12/16/25 11:43	12/17/25 18:45	1
Carbazole	ND		10.1	0.324	ug/L		12/16/25 11:43	12/17/25 18:45	1
Chrysene	ND		10.1	1.22	ug/L		12/16/25 11:43	12/17/25 18:45	1
Dibenz(a,h)anthracene	ND		10.1	1.32	ug/L		12/16/25 11:43	12/17/25 18:45	1
Dibenzofuran	ND		10.1	0.649	ug/L		12/16/25 11:43	12/17/25 18:45	1
Diethyl phthalate	ND		10.1	4.05	ug/L		12/16/25 11:43	12/17/25 18:45	1
Dimethyl phthalate	ND		10.1	4.05	ug/L		12/16/25 11:43	12/17/25 18:45	1
Di-n-butyl phthalate	ND		10.1	8.30	ug/L		12/16/25 11:43	12/17/25 18:45	1
Di-n-octyl phthalate	ND		10.1	4.05	ug/L		12/16/25 11:43	12/17/25 18:45	1
Fluoranthene	ND		10.1	0.639	ug/L		12/16/25 11:43	12/17/25 18:45	1
Fluorene	ND		10.1	0.679	ug/L		12/16/25 11:43	12/17/25 18:45	1
Hexachlorobenzene	ND		10.1	0.253	ug/L		12/16/25 11:43	12/17/25 18:45	1
Hexachlorobutadiene	ND		10.1	0.557	ug/L		12/16/25 11:43	12/17/25 18:45	1
Hexachlorocyclopentadiene	ND		20.3	0.324	ug/L		12/16/25 11:43	12/17/25 18:45	1
Hexachloroethane	ND		10.1	0.537	ug/L		12/16/25 11:43	12/17/25 18:45	1
Indeno[1,2,3-cd]pyrene	ND		10.1	1.11	ug/L		12/16/25 11:43	12/17/25 18:45	1
Isophorone	ND		10.1	0.811	ug/L		12/16/25 11:43	12/17/25 18:45	1
Naphthalene	ND		10.1	0.760	ug/L		12/16/25 11:43	12/17/25 18:45	1
Nitrobenzene	ND		10.1	0.608	ug/L		12/16/25 11:43	12/17/25 18:45	1
N-Nitrosodi-n-propylamine	ND		10.1	0.334	ug/L		12/16/25 11:43	12/17/25 18:45	1
N-Nitrosodiphenylamine	ND		10.1	0.193	ug/L		12/16/25 11:43	12/17/25 18:45	1
Pentachlorophenol	ND		10.1	2.84	ug/L		12/16/25 11:43	12/17/25 18:45	1
Phenanthrene	ND		10.1	0.750	ug/L		12/16/25 11:43	12/17/25 18:45	1
Phenol	ND	+	10.1	0.689	ug/L		12/16/25 11:43	12/17/25 18:45	1
Pyrene	ND		10.1	0.639	ug/L		12/16/25 11:43	12/17/25 18:45	1
Surrogate	%Recovery	Qualifier	Limits				Prepared	Analyzed	Dil Fac
2,4,6-Tribromophenol (Surr)	119		10 - 150				12/16/25 11:43	12/17/25 18:45	1
2-Fluorobiphenyl (Surr)	108		25 - 139				12/16/25 11:43	12/17/25 18:45	1

Eurofins Raleigh

Client Sample Results

Client: S&ME Inc
Project/Site: Lyon Park

Job ID: 752-40212-1

Client Sample ID: SW-Dup

Lab Sample ID: 752-40212-7

Date Collected: 12/11/25 00:00

Matrix: Water

Date Received: 12/11/25 17:05

Method: SW846 8270E - Semivolatile Organic Compounds (GC-MS/MS) (Continued)

Surrogate	%Recovery	Qualifier	Limits	Prepared	Analyzed	Dil Fac
2-Fluorophenol (Surr)	134		10 - 150	12/16/25 11:43	12/17/25 18:45	1
Nitrobenzene-d5 (Surr)	112		22 - 150	12/16/25 11:43	12/17/25 18:45	1
Phenol-d5 (Surr)	141		10 - 150	12/16/25 11:43	12/17/25 18:45	1
Terphenyl-d14 (Surr)	80		28 - 150	12/16/25 11:43	12/17/25 18:45	1

Method: SW846 6020B - Metals (ICP/MS) - Total Recoverable

Analyte	Result	Qualifier	RL	MDL	Unit	D	Prepared	Analyzed	Dil Fac
Antimony	ND		5.00	2.45	ug/L		12/17/25 10:13	12/18/25 12:40	1
Arsenic	ND		5.00	1.32	ug/L		12/17/25 10:13	12/18/25 12:40	1
Barium	60.1		10.0	0.410	ug/L		12/17/25 10:13	12/18/25 12:40	1
Beryllium	ND		1.00	0.147	ug/L		12/17/25 10:13	12/18/25 12:40	1
Cadmium	ND		0.700	0.237	ug/L		12/17/25 10:13	12/18/25 12:40	1
Chromium	ND		5.00	3.69	ug/L		12/17/25 10:13	12/18/25 12:40	1
Cobalt	ND		5.00	0.411	ug/L		12/17/25 10:13	12/18/25 12:40	1
Copper	2.96		2.00	0.642	ug/L		12/17/25 10:13	12/18/25 12:40	1
Lead	ND		1.00	0.864	ug/L		12/17/25 10:13	12/18/25 12:40	1
Manganese	72.2		5.00	1.29	ug/L		12/17/25 10:13	12/18/25 12:40	1
Nickel	1.17 J		5.00	0.422	ug/L		12/17/25 10:13	12/18/25 12:40	1
Selenium	ND		5.00	2.29	ug/L		12/17/25 10:13	12/18/25 12:40	1
Silver	ND		1.00	0.167	ug/L		12/17/25 10:13	12/18/25 12:40	1
Thallium	ND		1.00	0.190	ug/L		12/17/25 10:13	12/18/25 12:40	1
Vanadium	ND		5.00	1.22	ug/L		12/17/25 10:13	12/18/25 12:40	1
Zinc	ND		10.0	8.91	ug/L		12/17/25 10:13	12/18/25 12:40	1

Method: SW846 7470A - Mercury (CVAA)

Analyte	Result	Qualifier	RL	MDL	Unit	D	Prepared	Analyzed	Dil Fac
Mercury	ND		0.200	0.166	ug/L		12/22/25 15:53	12/22/25 17:01	1

General Chemistry

Analyte	Result	Qualifier	RL	MDL	Unit	D	Prepared	Analyzed	Dil Fac
Ammonia (as N) (EPA 350.1)	0.0230 J		0.100	0.0184	mg/L			12/23/25 09:14	1
Nitrate Nitrite as N (EPA 353.2)	ND		0.0500	0.0141	mg/L			12/18/25 08:37	1
Nitrite as N (EPA 353.2)	ND		0.100	0.0168	mg/L			12/12/25 13:06	1
Nitrate as N (SM Nitrate by calc)	ND		0.0500	0.0141	mg/L			12/26/25 12:05	1
Sulfate (SM 4500 SO4 E)	24.3		5.00	1.40	mg/L			12/16/25 15:31	1

Surrogate Summary

Client: S&ME Inc
Project/Site: Lyon Park

Job ID: 752-40212-1

Method: 8260D - Volatile Organic Compounds by GC/MS

Matrix: Water

Prep Type: Total/NA

Lab Sample ID	Client Sample ID	Percent Surrogate Recovery (Acceptance Limits)		
		BFB (70-126)	DBFM (77-121)	TOL (79-119)
752-40212-1	SW-1	94	101	99
752-40212-1	SW-1	102	96	98
752-40212-2	SW-2	92	101	99
752-40212-3	SW-3	94	103	101
752-40212-4	SW-4	93	103	101
752-40212-5	SW-5	93	102	99
752-40212-6	SW-6	94	104	101
752-40212-7	SW-Dup	93	102	101
LCS 705-102465/1001	Lab Control Sample	103	100	103
LCS 705-102465/1003	Lab Control Sample	93	99	96
LCS 705-103103/1002	Lab Control Sample	100	90	97
LCS 705-103103/1003	Lab Control Sample	104	93	96
MB 705-102465/10	Method Blank	91	102	101
MB 705-103103/6	Method Blank	103	94	99

Surrogate Legend
 BFB = 4-Bromofluorobenzene
 DBFM = Dibromofluoromethane
 TOL = Toluene-d8 (Surr)

Method: 8270E - Semivolatile Organic Compounds (GC-MS/MS)

Matrix: Water

Prep Type: Total/NA

Lab Sample ID	Client Sample ID	Percent Surrogate Recovery (Acceptance Limits)					
		TBP (10-150)	FBP (25-139)	2FP (10-150)	NBZ (22-150)	PHL (10-150)	TPHL (28-150)
752-40212-1	SW-1	115	105	134	114	144	74
752-40212-2	SW-2	117	107	133	118	141	74
752-40212-3	SW-3	108	105	120	107	129	76
752-40212-4	SW-4	109	105	109	108	109	72
752-40212-5	SW-5	118	110	122	115	120	74
752-40212-6	SW-6	115	109	122	112	130	88
752-40212-7	SW-Dup	119	108	134	112	141	80
LCS 400-733932/2-A	Lab Control Sample	128	107	143	110	167 S1+	103
LCSD 400-733932/3-A	Lab Control Sample Dup	120	102	146	111	173 S1+	107
MB 400-733932/1-A	Method Blank	129	109	110	114	104	119

Surrogate Legend
 TBP = 2,4,6-Tribromophenol (Surr)
 FBP = 2-Fluorobiphenyl (Surr)
 2FP = 2-Fluorophenol (Surr)
 NBZ = Nitrobenzene-d5 (Surr)
 PHL = Phenol-d5 (Surr)
 TPHL = Terphenyl-d14 (Surr)

Isotope Dilution Summary

Client: S&ME Inc
Project/Site: Lyon Park

Job ID: 752-40212-1

Method: 8270E SIM ID - Semivolatile Organic Compounds (GC/MS SIM / Isotope Dilution)

Matrix: Water

Prep Type: Total/NA

Percent Isotope Dilution Recovery (Acceptance Limits)

Lab Sample ID	Client Sample ID	DXE (10-140)
752-40212-1	SW-1	37
752-40212-2	SW-2	43
752-40212-3	SW-3	45
752-40212-4	SW-4	35
752-40212-5	SW-5	39
752-40212-6	SW-6	47
752-40212-7	SW-Dup	58
LCS 400-733986/2-A	Lab Control Sample	36
LCSD 400-733986/3-A	Lab Control Sample Dup	44
MB 400-733986/1-A	Method Blank	38

Surrogate Legend

DXE = 1,4-Dioxane-d8

QC Sample Results

Client: S&ME Inc
Project/Site: Lyon Park

Job ID: 752-40212-1

Method: 8260D - Volatile Organic Compounds by GC/MS

Lab Sample ID: MB 705-102465/10
Matrix: Water
Analysis Batch: 102465

Client Sample ID: Method Blank
Prep Type: Total/NA

Analyte	MB	MB	RL	MDL	Unit	D	Prepared	Analyzed	Dil Fac
	Result	Qualifier							
Acetone	ND		10.0	4.04	ug/L			12/18/25 03:51	1
Benzene	ND		1.00	0.200	ug/L			12/18/25 03:51	1
Bromobenzene	ND		1.00	0.222	ug/L			12/18/25 03:51	1
Bromoform	ND		1.00	0.458	ug/L			12/18/25 03:51	1
Bromomethane	ND		1.00	0.470	ug/L			12/18/25 03:51	1
2-Butanone (MEK)	ND		10.0	2.81	ug/L			12/18/25 03:51	1
Carbon disulfide	ND		2.00	0.526	ug/L			12/18/25 03:51	1
Carbon tetrachloride	ND		1.00	0.221	ug/L			12/18/25 03:51	1
Chlorobenzene	ND		1.00	0.202	ug/L			12/18/25 03:51	1
Chlorobromomethane	ND		1.00	0.328	ug/L			12/18/25 03:51	1
Chlorodibromomethane	ND		1.00	0.442	ug/L			12/18/25 03:51	1
Chloroethane	ND		1.00	0.374	ug/L			12/18/25 03:51	1
Chloroform	ND		1.00	0.216	ug/L			12/18/25 03:51	1
Chloromethane	ND		1.00	0.371	ug/L			12/18/25 03:51	1
2-Chlorotoluene	ND		1.00	0.228	ug/L			12/18/25 03:51	1
4-Chlorotoluene	ND		1.00	0.212	ug/L			12/18/25 03:51	1
cis-1,2-Dichloroethene	ND		1.00	0.227	ug/L			12/18/25 03:51	1
cis-1,3-Dichloropropene	ND		1.00	0.226	ug/L			12/18/25 03:51	1
1,2-Dibromo-3-Chloropropane	ND		1.00	0.450	ug/L			12/18/25 03:51	1
Dibromomethane	ND		1.00	0.318	ug/L			12/18/25 03:51	1
1,2-Dichlorobenzene	ND		1.00	0.320	ug/L			12/18/25 03:51	1
1,3-Dichlorobenzene	ND		1.00	0.340	ug/L			12/18/25 03:51	1
1,4-Dichlorobenzene	ND		1.00	0.320	ug/L			12/18/25 03:51	1
Dichlorobromomethane	ND		1.00	0.222	ug/L			12/18/25 03:51	1
1,1-Dichloroethane	ND		1.00	0.214	ug/L			12/18/25 03:51	1
1,2-Dichloroethane	ND		1.00	0.212	ug/L			12/18/25 03:51	1
1,1-Dichloroethene	ND		1.00	0.279	ug/L			12/18/25 03:51	1
1,2-Dichloropropane	ND		1.00	0.207	ug/L			12/18/25 03:51	1
1,3-Dichloropropane	ND		1.00	0.206	ug/L			12/18/25 03:51	1
2,2-Dichloropropane	ND		1.00	0.286	ug/L			12/18/25 03:51	1
1,1-Dichloropropene	ND		1.00	0.267	ug/L			12/18/25 03:51	1
Ethyl acetate	ND		10.0	5.93	ug/L			12/18/25 03:51	1
Ethylbenzene	ND		1.00	0.280	ug/L			12/18/25 03:51	1
Ethylene Dibromide	ND		1.00	0.199	ug/L			12/18/25 03:51	1
Hexachlorobutadiene	ND		1.00	0.850	ug/L			12/18/25 03:51	1
Hexane	ND		10.0	3.63	ug/L			12/18/25 03:51	1
2-Hexanone	ND		10.0	3.47	ug/L			12/18/25 03:51	1
Iodomethane	ND		2.00	0.403	ug/L			12/18/25 03:51	1
Isopropylbenzene	ND		1.00	0.269	ug/L			12/18/25 03:51	1
Isopropyl ether	ND		5.00	2.84	ug/L			12/18/25 03:51	1
4-Isopropyltoluene	ND		1.00	0.430	ug/L			12/18/25 03:51	1
Methylene Chloride	ND		5.00	2.36	ug/L			12/18/25 03:51	1
4-Methyl-2-pentanone (MIBK)	ND		10.0	3.24	ug/L			12/18/25 03:51	1
Methyl tert-butyl ether	ND		1.00	0.175	ug/L			12/18/25 03:51	1
m-Xylene & p-Xylene	ND		2.00	0.372	ug/L			12/18/25 03:51	1
Naphthalene	ND		2.00	1.56	ug/L			12/18/25 03:51	1
n-Butylbenzene	ND		1.00	0.690	ug/L			12/18/25 03:51	1
n-Heptane	ND		10.0	3.05	ug/L			12/18/25 03:51	1

Eurofins Raleigh

QC Sample Results

Client: S&ME Inc
Project/Site: Lyon Park

Job ID: 752-40212-1

Method: 8260D - Volatile Organic Compounds by GC/MS (Continued)

Lab Sample ID: MB 705-102465/10
Matrix: Water
Analysis Batch: 102465

Client Sample ID: Method Blank
Prep Type: Total/NA

Analyte	MB Result	MB Qualifier	RL	MDL	Unit	D	Prepared	Analyzed	Dil Fac
N-Propylbenzene	ND		1.00	0.239	ug/L			12/18/25 03:51	1
o-Xylene	ND		1.00	0.270	ug/L			12/18/25 03:51	1
sec-Butylbenzene	ND		1.00	0.480	ug/L			12/18/25 03:51	1
Styrene	ND		1.00	0.194	ug/L			12/18/25 03:51	1
tert-Butylbenzene	ND		1.00	0.393	ug/L			12/18/25 03:51	1
1,1,1,2-Tetrachloroethane	ND		1.00	0.237	ug/L			12/18/25 03:51	1
1,1,2,2-Tetrachloroethane	ND		1.00	0.231	ug/L			12/18/25 03:51	1
Tetrachloroethene	ND		1.00	0.193	ug/L			12/18/25 03:51	1
Toluene	ND		1.00	0.197	ug/L			12/18/25 03:51	1
trans-1,4-Dichloro-2-butene	ND		10.0	3.81	ug/L			12/18/25 03:51	1
trans-1,2-Dichloroethene	ND		1.00	0.266	ug/L			12/18/25 03:51	1
trans-1,3-Dichloropropene	ND		2.00	0.433	ug/L			12/18/25 03:51	1
1,2,3-Trichlorobenzene	ND		1.00	0.550	ug/L			12/18/25 03:51	1
1,2,4-Trichlorobenzene	ND		1.00	0.700	ug/L			12/18/25 03:51	1
1,1,1-Trichloroethane	ND		1.00	0.227	ug/L			12/18/25 03:51	1
1,1,2-Trichloroethane	ND		1.00	0.209	ug/L			12/18/25 03:51	1
Trichloroethene	ND		1.00	0.211	ug/L			12/18/25 03:51	1
Trichlorofluoromethane	ND		1.00	0.399	ug/L			12/18/25 03:51	1
1,2,3-Trichloropropane	ND		1.00	0.373	ug/L			12/18/25 03:51	1
1,1,2-Trichloro-1,2,2-trifluoroethane	ND		5.00	0.270	ug/L			12/18/25 03:51	1
1,2,4-Trimethylbenzene	ND		1.00	0.237	ug/L			12/18/25 03:51	1
1,3,5-Trimethylbenzene	ND		1.00	0.280	ug/L			12/18/25 03:51	1
Vinyl acetate	ND		10.0	2.64	ug/L			12/18/25 03:51	1
Vinyl chloride	ND		1.00	0.304	ug/L			12/18/25 03:51	1
Xylenes, Total	ND		1.00	0.270	ug/L			12/18/25 03:51	1

Surrogate	MB %Recovery	MB Qualifier	Limits	Prepared	Analyzed	Dil Fac
4-Bromofluorobenzene	91		70 - 126		12/18/25 03:51	1
Dibromofluoromethane	102		77 - 121		12/18/25 03:51	1
Toluene-d8 (Surr)	101		79 - 119		12/18/25 03:51	1

Lab Sample ID: LCS 705-102465/1001
Matrix: Water
Analysis Batch: 102465

Client Sample ID: Lab Control Sample
Prep Type: Total/NA

Analyte	Spike Added	LCS Result	LCS Qualifier	Unit	D	%Rec	%Rec Limits
Acetone	40.0	36.36		ug/L		91	62 - 136
Benzene	20.0	20.52		ug/L		103	76 - 122
Bromobenzene	20.0	19.87		ug/L		99	77 - 125
Bromoform	20.0	20.09		ug/L		100	65 - 129
Bromomethane	20.0	21.44		ug/L		107	60 - 138
2-Butanone (MEK)	40.0	36.15		ug/L		90	74 - 131
Carbon disulfide	20.0	21.70		ug/L		109	71 - 122
Carbon tetrachloride	20.0	21.96		ug/L		110	72 - 131
Chlorobenzene	20.0	20.93		ug/L		105	75 - 121
Chlorobromomethane	20.0	20.63		ug/L		103	77 - 120
Chlorodibromomethane	20.0	19.50		ug/L		98	70 - 131
Chloroethane	20.0	21.36		ug/L		107	55 - 138

Eurofins Raleigh

QC Sample Results

Client: S&ME Inc
Project/Site: Lyon Park

Job ID: 752-40212-1

Method: 8260D - Volatile Organic Compounds by GC/MS (Continued)

Lab Sample ID: LCS 705-102465/1001
Matrix: Water
Analysis Batch: 102465

Client Sample ID: Lab Control Sample
Prep Type: Total/NA

Analyte	Spike Added	LCS Result	LCS Qualifier	Unit	D	%Rec	%Rec Limits
Chloroform	20.0	20.54		ug/L		103	73 - 121
Chloromethane	20.0	21.51		ug/L		108	57 - 129
2-Chlorotoluene	20.0	21.11		ug/L		106	75 - 123
4-Chlorotoluene	20.0	21.66		ug/L		108	76 - 124
cis-1,2-Dichloroethene	20.0	20.18		ug/L		101	76 - 121
cis-1,3-Dichloropropene	20.0	19.99		ug/L		100	70 - 129
1,2-Dibromo-3-Chloropropane	20.0	17.63		ug/L		88	64 - 125
Dibromomethane	20.0	19.56		ug/L		98	70 - 130
1,2-Dichlorobenzene	20.0	20.89		ug/L		104	69 - 127
1,3-Dichlorobenzene	20.0	21.08		ug/L		105	68 - 128
1,4-Dichlorobenzene	20.0	20.48		ug/L		102	68 - 126
Dichlorobromomethane	20.0	19.91		ug/L		100	70 - 124
1,1-Dichloroethane	20.0	21.05		ug/L		105	65 - 126
1,2-Dichloroethane	20.0	19.42		ug/L		97	72 - 127
1,1-Dichloroethene	20.0	20.89		ug/L		104	69 - 130
1,2-Dichloropropane	20.0	19.98		ug/L		100	71 - 121
1,3-Dichloropropane	20.0	19.08		ug/L		95	76 - 125
2,2-Dichloropropane	20.0	19.56		ug/L		98	71 - 131
1,1-Dichloropropene	20.0	20.58		ug/L		103	74 - 129
Ethylbenzene	20.0	20.96		ug/L		105	75 - 127
Ethylene Dibromide	20.0	18.90		ug/L		95	68 - 133
Hexachlorobutadiene	20.0	21.36		ug/L		107	65 - 137
Hexane	20.0	19.75		ug/L		99	25 - 150
2-Hexanone	40.0	36.92		ug/L		92	70 - 130
Iodomethane	20.0	13.85		ug/L		69	50 - 150
Isopropylbenzene	20.0	21.63		ug/L		108	76 - 125
4-Isopropyltoluene	20.0	22.59		ug/L		113	78 - 126
Methylene Chloride	20.0	20.45		ug/L		102	68 - 131
4-Methyl-2-pentanone (MIBK)	40.0	38.77		ug/L		97	76 - 122
Methyl tert-butyl ether	20.0	17.95		ug/L		90	76 - 123
m-Xylene & p-Xylene	20.0	21.25		ug/L		106	76 - 128
Naphthalene	20.0	19.56		ug/L		98	67 - 129
n-Butylbenzene	20.0	22.27		ug/L		111	71 - 131
n-Heptane	20.0	20.77		ug/L		104	25 - 150
N-Propylbenzene	20.0	21.45		ug/L		107	75 - 127
o-Xylene	20.0	20.91		ug/L		105	78 - 124
sec-Butylbenzene	20.0	23.01		ug/L		115	74 - 127
Styrene	20.0	22.30		ug/L		111	71 - 129
tert-Butylbenzene	20.0	22.36		ug/L		112	72 - 127
1,1,1,2-Tetrachloroethane	20.0	19.99		ug/L		100	76 - 130
1,1,1,2,2-Tetrachloroethane	20.0	18.61		ug/L		93	73 - 127
Tetrachloroethene	20.0	21.81		ug/L		109	74 - 129
Toluene	20.0	21.23		ug/L		106	74 - 124
trans-1,4-Dichloro-2-butene	20.0	16.34		ug/L		82	50 - 150
trans-1,2-Dichloroethene	20.0	20.73		ug/L		104	74 - 124
trans-1,3-Dichloropropene	20.0	19.26		ug/L		96	59 - 135
1,2,3-Trichlorobenzene	20.0	20.85		ug/L		104	65 - 130
1,2,4-Trichlorobenzene	20.0	20.10		ug/L		101	65 - 131
1,1,1-Trichloroethane	20.0	21.00		ug/L		105	71 - 124

Eurofins Raleigh

QC Sample Results

Client: S&ME Inc
Project/Site: Lyon Park

Job ID: 752-40212-1

Method: 8260D - Volatile Organic Compounds by GC/MS (Continued)

Lab Sample ID: LCS 705-102465/1001
Matrix: Water
Analysis Batch: 102465

Client Sample ID: Lab Control Sample
Prep Type: Total/NA

Analyte	Spike Added	LCS Result	LCS Qualifier	Unit	D	%Rec	%Rec Limits
1,1,2-Trichloroethane	20.0	19.86		ug/L		99	69 - 127
Trichloroethene	20.0	20.53		ug/L		103	72 - 129
Trichlorofluoromethane	20.0	22.64		ug/L		113	63 - 142
1,2,3-Trichloropropane	20.0	18.36		ug/L		92	70 - 127
1,1,2-Trichloro-1,2,2-trifluoroethane	20.0	22.77		ug/L		114	74 - 122
1,2,4-Trimethylbenzene	20.0	22.47		ug/L		112	80 - 123
1,3,5-Trimethylbenzene	20.0	22.36		ug/L		112	79 - 124
Vinyl acetate	40.0	38.80		ug/L		97	50 - 150
Vinyl chloride	20.0	22.56		ug/L		113	65 - 132
Xylenes, Total	40.0	42.16		ug/L		105	75 - 128

Surrogate	LCS %Recovery	LCS Qualifier	Limits
4-Bromofluorobenzene	103		70 - 126
Dibromofluoromethane	100		77 - 121
Toluene-d8 (Surr)	103		79 - 119

Lab Sample ID: LCS 705-102465/1003
Matrix: Water
Analysis Batch: 102465

Client Sample ID: Lab Control Sample
Prep Type: Total/NA

Analyte	Spike Added	LCS Result	LCS Qualifier	Unit	D	%Rec	%Rec Limits
Ethyl acetate	40.0	30.93		ug/L		77	25 - 150
Isopropyl ether	20.0	16.61		ug/L		83	78 - 125

Surrogate	LCS %Recovery	LCS Qualifier	Limits
4-Bromofluorobenzene	93		70 - 126
Dibromofluoromethane	99		77 - 121
Toluene-d8 (Surr)	96		79 - 119

Lab Sample ID: MB 705-103103/6
Matrix: Water
Analysis Batch: 103103

Client Sample ID: Method Blank
Prep Type: Total/NA

Analyte	MB Result	MB Qualifier	RL	MDL	Unit	D	Prepared	Analyzed	Dil Fac
Acetone	ND		10.0	4.04	ug/L			12/19/25 18:21	1
Benzene	ND		1.00	0.200	ug/L			12/19/25 18:21	1
Bromobenzene	ND		1.00	0.222	ug/L			12/19/25 18:21	1
Bromoform	ND		1.00	0.458	ug/L			12/19/25 18:21	1
Bromomethane	ND		1.00	0.470	ug/L			12/19/25 18:21	1
2-Butanone (MEK)	ND		10.0	2.81	ug/L			12/19/25 18:21	1
Carbon disulfide	ND		2.00	0.526	ug/L			12/19/25 18:21	1
Carbon tetrachloride	ND		1.00	0.221	ug/L			12/19/25 18:21	1
Chlorobenzene	ND		1.00	0.202	ug/L			12/19/25 18:21	1
Chlorobromomethane	ND		1.00	0.328	ug/L			12/19/25 18:21	1
Chlorodibromomethane	ND		1.00	0.442	ug/L			12/19/25 18:21	1
Chloroethane	ND		1.00	0.374	ug/L			12/19/25 18:21	1
Chloroform	ND		1.00	0.216	ug/L			12/19/25 18:21	1

Eurofins Raleigh

QC Sample Results

Client: S&ME Inc
Project/Site: Lyon Park

Job ID: 752-40212-1

Method: 8260D - Volatile Organic Compounds by GC/MS (Continued)

Lab Sample ID: MB 705-103103/6
Matrix: Water
Analysis Batch: 103103

Client Sample ID: Method Blank
Prep Type: Total/NA

Analyte	MB Result	MB Qualifier	RL	MDL	Unit	D	Prepared	Analyzed	Dil Fac
Chloromethane	ND		1.00	0.371	ug/L			12/19/25 18:21	1
2-Chlorotoluene	ND		1.00	0.228	ug/L			12/19/25 18:21	1
4-Chlorotoluene	ND		1.00	0.212	ug/L			12/19/25 18:21	1
cis-1,2-Dichloroethene	ND		1.00	0.227	ug/L			12/19/25 18:21	1
cis-1,3-Dichloropropene	ND		1.00	0.226	ug/L			12/19/25 18:21	1
1,2-Dibromo-3-Chloropropane	ND		1.00	0.450	ug/L			12/19/25 18:21	1
Dibromomethane	ND		1.00	0.318	ug/L			12/19/25 18:21	1
1,2-Dichlorobenzene	ND		1.00	0.320	ug/L			12/19/25 18:21	1
1,3-Dichlorobenzene	ND		1.00	0.340	ug/L			12/19/25 18:21	1
1,4-Dichlorobenzene	ND		1.00	0.320	ug/L			12/19/25 18:21	1
Dichlorobromomethane	ND		1.00	0.222	ug/L			12/19/25 18:21	1
1,1-Dichloroethane	ND		1.00	0.214	ug/L			12/19/25 18:21	1
1,2-Dichloroethane	ND		1.00	0.212	ug/L			12/19/25 18:21	1
1,1-Dichloroethene	ND		1.00	0.279	ug/L			12/19/25 18:21	1
1,2-Dichloropropane	ND		1.00	0.207	ug/L			12/19/25 18:21	1
1,3-Dichloropropane	ND		1.00	0.206	ug/L			12/19/25 18:21	1
2,2-Dichloropropane	ND		1.00	0.286	ug/L			12/19/25 18:21	1
1,1-Dichloropropene	ND		1.00	0.267	ug/L			12/19/25 18:21	1
Ethyl acetate	ND		10.0	5.93	ug/L			12/19/25 18:21	1
Ethylbenzene	ND		1.00	0.280	ug/L			12/19/25 18:21	1
Ethylene Dibromide	ND		1.00	0.199	ug/L			12/19/25 18:21	1
Hexachlorobutadiene	ND		1.00	0.850	ug/L			12/19/25 18:21	1
Hexane	ND		10.0	3.63	ug/L			12/19/25 18:21	1
2-Hexanone	ND		10.0	3.47	ug/L			12/19/25 18:21	1
Iodomethane	ND		2.00	0.403	ug/L			12/19/25 18:21	1
Isopropylbenzene	ND		1.00	0.269	ug/L			12/19/25 18:21	1
Isopropyl ether	ND		5.00	2.84	ug/L			12/19/25 18:21	1
4-Isopropyltoluene	ND		1.00	0.430	ug/L			12/19/25 18:21	1
Methylene Chloride	ND		5.00	2.36	ug/L			12/19/25 18:21	1
4-Methyl-2-pentanone (MIBK)	ND		10.0	3.24	ug/L			12/19/25 18:21	1
Methyl tert-butyl ether	ND		1.00	0.175	ug/L			12/19/25 18:21	1
m-Xylene & p-Xylene	ND		2.00	0.372	ug/L			12/19/25 18:21	1
Naphthalene	ND		2.00	1.56	ug/L			12/19/25 18:21	1
n-Butylbenzene	ND		1.00	0.690	ug/L			12/19/25 18:21	1
n-Heptane	ND		10.0	3.05	ug/L			12/19/25 18:21	1
N-Propylbenzene	ND		1.00	0.239	ug/L			12/19/25 18:21	1
o-Xylene	ND		1.00	0.270	ug/L			12/19/25 18:21	1
sec-Butylbenzene	ND		1.00	0.480	ug/L			12/19/25 18:21	1
Styrene	ND		1.00	0.194	ug/L			12/19/25 18:21	1
tert-Butylbenzene	ND		1.00	0.393	ug/L			12/19/25 18:21	1
1,1,1,2-Tetrachloroethane	ND		1.00	0.237	ug/L			12/19/25 18:21	1
1,1,2,2-Tetrachloroethane	ND		1.00	0.231	ug/L			12/19/25 18:21	1
Tetrachloroethene	ND		1.00	0.193	ug/L			12/19/25 18:21	1
Toluene	ND		1.00	0.197	ug/L			12/19/25 18:21	1
trans-1,4-Dichloro-2-butene	ND		10.0	3.81	ug/L			12/19/25 18:21	1
trans-1,2-Dichloroethene	ND		1.00	0.266	ug/L			12/19/25 18:21	1
trans-1,3-Dichloropropene	ND		2.00	0.433	ug/L			12/19/25 18:21	1
1,2,3-Trichlorobenzene	ND		1.00	0.550	ug/L			12/19/25 18:21	1
1,2,4-Trichlorobenzene	ND		1.00	0.700	ug/L			12/19/25 18:21	1

Eurofins Raleigh

QC Sample Results

Client: S&ME Inc
Project/Site: Lyon Park

Job ID: 752-40212-1

Method: 8260D - Volatile Organic Compounds by GC/MS (Continued)

Lab Sample ID: MB 705-103103/6
Matrix: Water
Analysis Batch: 103103

Client Sample ID: Method Blank
Prep Type: Total/NA

Analyte	MB Result	MB Qualifier	RL	MDL	Unit	D	Prepared	Analyzed	Dil Fac
1,1,1-Trichloroethane	ND		1.00	0.227	ug/L			12/19/25 18:21	1
1,1,2-Trichloroethane	ND		1.00	0.209	ug/L			12/19/25 18:21	1
Trichloroethene	ND		1.00	0.211	ug/L			12/19/25 18:21	1
Trichlorofluoromethane	ND		1.00	0.399	ug/L			12/19/25 18:21	1
1,2,3-Trichloropropane	ND		1.00	0.373	ug/L			12/19/25 18:21	1
1,1,2-Trichloro-1,2,2-trifluoroethane	ND		5.00	0.270	ug/L			12/19/25 18:21	1
1,2,4-Trimethylbenzene	ND		1.00	0.237	ug/L			12/19/25 18:21	1
1,3,5-Trimethylbenzene	ND		1.00	0.280	ug/L			12/19/25 18:21	1
Vinyl acetate	ND		10.0	2.64	ug/L			12/19/25 18:21	1
Vinyl chloride	ND		1.00	0.304	ug/L			12/19/25 18:21	1
Xylenes, Total	ND		1.00	0.270	ug/L			12/19/25 18:21	1

Surrogate	MB %Recovery	MB Qualifier	Limits	Prepared	Analyzed	Dil Fac
4-Bromofluorobenzene	103		70 - 126		12/19/25 18:21	1
Dibromofluoromethane	94		77 - 121		12/19/25 18:21	1
Toluene-d8 (Surr)	99		79 - 119		12/19/25 18:21	1

Lab Sample ID: LCS 705-103103/1002
Matrix: Water
Analysis Batch: 103103

Client Sample ID: Lab Control Sample
Prep Type: Total/NA

Analyte	Spike Added	LCS Result	LCS Qualifier	Unit	D	%Rec	%Rec Limits
Ethyl acetate	20.0	19.72		ug/L		99	25 - 150
Isopropyl ether	10.0	9.504		ug/L		95	78 - 125

Surrogate	LCS %Recovery	LCS Qualifier	Limits
4-Bromofluorobenzene	100		70 - 126
Dibromofluoromethane	90		77 - 121
Toluene-d8 (Surr)	97		79 - 119

Lab Sample ID: LCS 705-103103/1003
Matrix: Water
Analysis Batch: 103103

Client Sample ID: Lab Control Sample
Prep Type: Total/NA

Analyte	Spike Added	LCS Result	LCS Qualifier	Unit	D	%Rec	%Rec Limits
Acetone	20.0	19.89		ug/L		99	62 - 136
Benzene	10.0	11.14		ug/L		111	76 - 122
Bromobenzene	10.0	10.82		ug/L		108	77 - 125
Bromoform	10.0	10.07		ug/L		101	65 - 129
Bromomethane	10.0	6.460		ug/L		65	60 - 138
2-Butanone (MEK)	20.0	18.19		ug/L		91	74 - 131
Carbon disulfide	10.0	12.64	*+	ug/L		126	71 - 122
Carbon tetrachloride	10.0	10.31		ug/L		103	72 - 131
Chlorobenzene	10.0	10.54		ug/L		105	75 - 121
Chlorobromomethane	10.0	10.24		ug/L		102	77 - 120
Chlorodibromomethane	10.0	10.96		ug/L		110	70 - 131
Chloroethane	10.0	10.98		ug/L		110	55 - 138
Chloroform	10.0	10.21		ug/L		102	73 - 121

Eurofins Raleigh

QC Sample Results

Client: S&ME Inc
Project/Site: Lyon Park

Job ID: 752-40212-1

Method: 8260D - Volatile Organic Compounds by GC/MS (Continued)

Lab Sample ID: LCS 705-103103/1003
Matrix: Water
Analysis Batch: 103103

Client Sample ID: Lab Control Sample
Prep Type: Total/NA

Analyte	Spike Added	LCS Result	LCS Qualifier	Unit	D	%Rec	%Rec Limits
Chloromethane	10.0	9.619		ug/L		96	57 - 129
2-Chlorotoluene	10.0	11.25		ug/L		112	75 - 123
4-Chlorotoluene	10.0	11.67		ug/L		117	76 - 124
cis-1,2-Dichloroethene	10.0	9.536		ug/L		95	76 - 121
cis-1,3-Dichloropropene	10.0	10.62		ug/L		106	70 - 129
1,2-Dibromo-3-Chloropropane	10.0	10.67		ug/L		107	64 - 125
Dibromomethane	10.0	8.438		ug/L		84	70 - 130
1,2-Dichlorobenzene	10.0	11.31		ug/L		113	69 - 127
1,3-Dichlorobenzene	10.0	11.13		ug/L		111	68 - 128
1,4-Dichlorobenzene	10.0	11.12		ug/L		111	68 - 126
Dichlorobromomethane	10.0	9.538		ug/L		95	70 - 124
1,1-Dichloroethane	10.0	10.63		ug/L		106	65 - 126
1,2-Dichloroethane	10.0	9.804		ug/L		98	72 - 127
1,1-Dichloroethene	10.0	11.42		ug/L		114	69 - 130
1,2-Dichloropropane	10.0	10.30		ug/L		103	71 - 121
1,3-Dichloropropane	10.0	10.66		ug/L		107	76 - 125
2,2-Dichloropropane	10.0	11.90		ug/L		119	71 - 131
1,1-Dichloropropene	10.0	11.00		ug/L		110	74 - 129
Ethylbenzene	10.0	11.01		ug/L		110	75 - 127
Ethylene Dibromide	10.0	11.02		ug/L		110	68 - 133
Hexachlorobutadiene	10.0	11.34		ug/L		113	65 - 137
Hexane	10.0	15.65	*+	ug/L		156	25 - 150
2-Hexanone	20.0	17.21		ug/L		86	70 - 130
Iodomethane	10.0	10.71		ug/L		107	50 - 150
Isopropylbenzene	10.0	11.25		ug/L		112	76 - 125
4-Isopropyltoluene	10.0	11.80		ug/L		118	78 - 126
Methylene Chloride	10.0	11.13		ug/L		111	68 - 131
4-Methyl-2-pentanone (MIBK)	20.0	20.52		ug/L		103	76 - 122
Methyl tert-butyl ether	10.0	10.34		ug/L		103	76 - 123
m-Xylene & p-Xylene	10.0	12.01		ug/L		120	76 - 128
Naphthalene	10.0	10.33		ug/L		103	67 - 129
n-Butylbenzene	10.0	12.90		ug/L		129	71 - 131
n-Heptane	10.0	15.19	*+	ug/L		152	25 - 150
N-Propylbenzene	10.0	12.27		ug/L		123	75 - 127
o-Xylene	10.0	11.24		ug/L		112	78 - 124
sec-Butylbenzene	10.0	11.96		ug/L		120	74 - 127
Styrene	10.0	11.17		ug/L		112	71 - 129
tert-Butylbenzene	10.0	11.70		ug/L		117	72 - 127
1,1,1,2-Tetrachloroethane	10.0	10.61		ug/L		106	76 - 130
1,1,2,2-Tetrachloroethane	10.0	10.29		ug/L		103	73 - 127
Tetrachloroethene	10.0	11.25		ug/L		112	74 - 129
Toluene	10.0	10.32		ug/L		103	74 - 124
trans-1,4-Dichloro-2-butene	10.0	10.03		ug/L		100	50 - 150
trans-1,2-Dichloroethene	10.0	10.12		ug/L		101	74 - 124
trans-1,3-Dichloropropene	10.0	9.986		ug/L		100	59 - 135
1,2,3-Trichlorobenzene	10.0	10.60		ug/L		106	65 - 130
1,2,4-Trichlorobenzene	10.0	10.01		ug/L		100	65 - 131
1,1,1-Trichloroethane	10.0	10.68		ug/L		107	71 - 124
1,1,2-Trichloroethane	10.0	10.88		ug/L		109	69 - 127

Eurofins Raleigh

QC Sample Results

Client: S&ME Inc
Project/Site: Lyon Park

Job ID: 752-40212-1

Method: 8260D - Volatile Organic Compounds by GC/MS (Continued)

Lab Sample ID: LCS 705-103103/1003
Matrix: Water
Analysis Batch: 103103

Client Sample ID: Lab Control Sample
Prep Type: Total/NA

Analyte	Spike Added	LCS Result	LCS Qualifier	Unit	D	%Rec	%Rec Limits
Trichloroethene	10.0	10.14		ug/L		101	72 - 129
Trichlorofluoromethane	10.0	11.17		ug/L		112	63 - 142
1,2,3-Trichloropropane	10.0	10.17		ug/L		102	70 - 127
1,1,2-Trichloro-1,2,2-trifluoroethane	10.0	11.19		ug/L		112	74 - 122
1,2,4-Trimethylbenzene	10.0	11.58		ug/L		116	80 - 123
1,3,5-Trimethylbenzene	10.0	11.35		ug/L		113	79 - 124
Vinyl acetate	20.0	24.65		ug/L		123	50 - 150
Vinyl chloride	10.0	10.70		ug/L		107	65 - 132
Xylenes, Total	20.0	23.25		ug/L		116	75 - 128

Surrogate	LCS %Recovery	LCS Qualifier	Limits
4-Bromofluorobenzene	104		70 - 126
Dibromofluoromethane	93		77 - 121
Toluene-d8 (Surr)	96		79 - 119

Method: 8270E - Semivolatile Organic Compounds (GC-MS/MS)

Lab Sample ID: MB 400-733932/1-A
Matrix: Water
Analysis Batch: 734045

Client Sample ID: Method Blank
Prep Type: Total/NA
Prep Batch: 733932

Analyte	MB Result	MB Qualifier	RL	MDL	Unit	D	Prepared	Analyzed	Dil Fac
1,1'-Biphenyl	ND		10.0	0.420	ug/L		12/16/25 11:42	12/17/25 14:16	1
2,4,5-Trichlorophenol	0.7638	J	10.0	0.540	ug/L		12/16/25 11:42	12/17/25 14:16	1
2,4,6-Trichlorophenol	ND		10.0	1.09	ug/L		12/16/25 11:42	12/17/25 14:16	1
2,4-Dichlorophenol	ND		10.0	0.570	ug/L		12/16/25 11:42	12/17/25 14:16	1
2,4-Dimethylphenol	ND		10.0	0.240	ug/L		12/16/25 11:42	12/17/25 14:16	1
2,4-Dinitrophenol	ND		30.0	4.68	ug/L		12/16/25 11:42	12/17/25 14:16	1
2,4-Dinitrotoluene	ND		10.0	0.650	ug/L		12/16/25 11:42	12/17/25 14:16	1
2,6-Dinitrotoluene	ND		10.0	0.290	ug/L		12/16/25 11:42	12/17/25 14:16	1
2-Chloronaphthalene	ND		10.0	0.380	ug/L		12/16/25 11:42	12/17/25 14:16	1
2-Chlorophenol	ND		10.0	0.840	ug/L		12/16/25 11:42	12/17/25 14:16	1
2-Methylnaphthalene	ND		10.0	0.810	ug/L		12/16/25 11:42	12/17/25 14:16	1
2-Methylphenol	ND		10.0	0.760	ug/L		12/16/25 11:42	12/17/25 14:16	1
2-Nitroaniline	ND		10.0	1.37	ug/L		12/16/25 11:42	12/17/25 14:16	1
2-Nitrophenol	ND		10.0	1.17	ug/L		12/16/25 11:42	12/17/25 14:16	1
3 & 4 Methylphenol	ND		20.0	4.60	ug/L		12/16/25 11:42	12/17/25 14:16	1
3,3'-Dichlorobenzidine	ND		11.0	0.410	ug/L		12/16/25 11:42	12/17/25 14:16	1
3-Nitroaniline	ND		10.0	0.950	ug/L		12/16/25 11:42	12/17/25 14:16	1
4,6-Dinitro-2-methylphenol	ND		10.0	1.97	ug/L		12/16/25 11:42	12/17/25 14:16	1
4-Bromophenyl phenyl ether	ND		10.0	0.130	ug/L		12/16/25 11:42	12/17/25 14:16	1
4-Chloro-3-methylphenol	ND		10.0	0.730	ug/L		12/16/25 11:42	12/17/25 14:16	1
4-Chloroaniline	ND		10.0	0.580	ug/L		12/16/25 11:42	12/17/25 14:16	1
4-Chlorophenyl phenyl ether	ND		10.0	0.240	ug/L		12/16/25 11:42	12/17/25 14:16	1
4-Nitroaniline	ND		10.0	3.50	ug/L		12/16/25 11:42	12/17/25 14:16	1
4-Nitrophenol	ND		10.0	2.74	ug/L		12/16/25 11:42	12/17/25 14:16	1
Acenaphthene	ND		10.0	0.630	ug/L		12/16/25 11:42	12/17/25 14:16	1
Acenaphthylene	ND		10.0	0.760	ug/L		12/16/25 11:42	12/17/25 14:16	1

Eurofins Raleigh

QC Sample Results

Client: S&ME Inc
Project/Site: Lyon Park

Job ID: 752-40212-1

Method: 8270E - Semivolatile Organic Compounds (GC-MS/MS) (Continued)

Lab Sample ID: MB 400-733932/1-A
Matrix: Water
Analysis Batch: 734045

Client Sample ID: Method Blank
Prep Type: Total/NA
Prep Batch: 733932

Analyte	MB Result	MB Qualifier	RL	MDL	Unit	D	Prepared	Analyzed	Dil Fac
Acetophenone	ND		10.0	3.20	ug/L		12/16/25 11:42	12/17/25 14:16	1
Anthracene	ND		10.0	0.910	ug/L		12/16/25 11:42	12/17/25 14:16	1
Atrazine	ND		10.0	1.13	ug/L		12/16/25 11:42	12/17/25 14:16	1
Benzaldehyde	ND		10.0	0.670	ug/L		12/16/25 11:42	12/17/25 14:16	1
Benzo[a]anthracene	ND		10.0	1.00	ug/L		12/16/25 11:42	12/17/25 14:16	1
Benzo[a]pyrene	ND		10.0	1.10	ug/L		12/16/25 11:42	12/17/25 14:16	1
Benzo[b]fluoranthene	ND		10.0	1.20	ug/L		12/16/25 11:42	12/17/25 14:16	1
Benzo[g,h,i]perylene	ND		10.0	1.50	ug/L		12/16/25 11:42	12/17/25 14:16	1
Benzo[k]fluoranthene	ND		10.0	1.50	ug/L		12/16/25 11:42	12/17/25 14:16	1
bis (2-chloroisopropyl) ether	ND		10.0	0.930	ug/L		12/16/25 11:42	12/17/25 14:16	1
Bis(2-chloroethoxy)methane	ND		10.0	0.340	ug/L		12/16/25 11:42	12/17/25 14:16	1
Bis(2-chloroethyl)ether	ND		10.0	0.730	ug/L		12/16/25 11:42	12/17/25 14:16	1
Bis(2-ethylhexyl) phthalate	ND		10.0	4.00	ug/L		12/16/25 11:42	12/17/25 14:16	1
Butyl benzyl phthalate	ND		10.0	4.00	ug/L		12/16/25 11:42	12/17/25 14:16	1
Caprolactam	ND		10.0	2.40	ug/L		12/16/25 11:42	12/17/25 14:16	1
Carbazole	ND		10.0	0.320	ug/L		12/16/25 11:42	12/17/25 14:16	1
Chrysene	ND		10.0	1.20	ug/L		12/16/25 11:42	12/17/25 14:16	1
Dibenz(a,h)anthracene	ND		10.0	1.30	ug/L		12/16/25 11:42	12/17/25 14:16	1
Dibenzofuran	ND		10.0	0.640	ug/L		12/16/25 11:42	12/17/25 14:16	1
Diethyl phthalate	ND		10.0	4.00	ug/L		12/16/25 11:42	12/17/25 14:16	1
Dimethyl phthalate	ND		10.0	4.00	ug/L		12/16/25 11:42	12/17/25 14:16	1
Di-n-butyl phthalate	ND		10.0	8.19	ug/L		12/16/25 11:42	12/17/25 14:16	1
Di-n-octyl phthalate	ND		10.0	4.00	ug/L		12/16/25 11:42	12/17/25 14:16	1
Fluoranthene	ND		10.0	0.630	ug/L		12/16/25 11:42	12/17/25 14:16	1
Fluorene	ND		10.0	0.670	ug/L		12/16/25 11:42	12/17/25 14:16	1
Hexachlorobenzene	ND		10.0	0.250	ug/L		12/16/25 11:42	12/17/25 14:16	1
Hexachlorobutadiene	ND		10.0	0.550	ug/L		12/16/25 11:42	12/17/25 14:16	1
Hexachlorocyclopentadiene	ND		20.0	0.320	ug/L		12/16/25 11:42	12/17/25 14:16	1
Hexachloroethane	ND		10.0	0.530	ug/L		12/16/25 11:42	12/17/25 14:16	1
Indeno[1,2,3-cd]pyrene	ND		10.0	1.10	ug/L		12/16/25 11:42	12/17/25 14:16	1
Isophorone	ND		10.0	0.800	ug/L		12/16/25 11:42	12/17/25 14:16	1
Naphthalene	ND		10.0	0.750	ug/L		12/16/25 11:42	12/17/25 14:16	1
Nitrobenzene	ND		10.0	0.600	ug/L		12/16/25 11:42	12/17/25 14:16	1
N-Nitrosodi-n-propylamine	ND		10.0	0.330	ug/L		12/16/25 11:42	12/17/25 14:16	1
N-Nitrosodiphenylamine	ND		10.0	0.190	ug/L		12/16/25 11:42	12/17/25 14:16	1
Pentachlorophenol	ND		10.0	2.80	ug/L		12/16/25 11:42	12/17/25 14:16	1
Phenanthrene	ND		10.0	0.740	ug/L		12/16/25 11:42	12/17/25 14:16	1
Phenol	ND		10.0	0.680	ug/L		12/16/25 11:42	12/17/25 14:16	1
Pyrene	ND		10.0	0.630	ug/L		12/16/25 11:42	12/17/25 14:16	1

Surrogate	MB %Recovery	MB Qualifier	Limits	Prepared	Analyzed	Dil Fac
2,4,6-Tribromophenol (Surr)	129		10 - 150	12/16/25 11:42	12/17/25 14:16	1
2-Fluorobiphenyl (Surr)	109		25 - 139	12/16/25 11:42	12/17/25 14:16	1
2-Fluorophenol (Surr)	110		10 - 150	12/16/25 11:42	12/17/25 14:16	1
Nitrobenzene-d5 (Surr)	114		22 - 150	12/16/25 11:42	12/17/25 14:16	1
Phenol-d5 (Surr)	104		10 - 150	12/16/25 11:42	12/17/25 14:16	1
Terphenyl-d14 (Surr)	119		28 - 150	12/16/25 11:42	12/17/25 14:16	1

Eurofins Raleigh

QC Sample Results

Client: S&ME Inc
Project/Site: Lyon Park

Job ID: 752-40212-1

Method: 8270E - Semivolatile Organic Compounds (GC-MS/MS) (Continued)

Lab Sample ID: LCS 400-733932/2-A
Matrix: Water
Analysis Batch: 734045

Client Sample ID: Lab Control Sample
Prep Type: Total/NA
Prep Batch: 733932

Analyte	Spike Added	LCS Result	LCS Qualifier	Unit	D	%Rec	%Rec Limits
1,1'-Biphenyl	33.3	31.71		ug/L		95	27 - 120
2,4,5-Trichlorophenol	33.3	37.37		ug/L		112	27 - 136
2,4,6-Trichlorophenol	33.3	35.72		ug/L		107	21 - 132
2,4-Dichlorophenol	33.3	35.81		ug/L		107	30 - 125
2,4-Dimethylphenol	33.3	30.52		ug/L		92	10 - 142
2,4-Dinitrophenol	66.7	39.38		ug/L		59	10 - 150
2,4-Dinitrotoluene	33.3	36.35		ug/L		109	30 - 129
2,6-Dinitrotoluene	33.3	41.60		ug/L		125	34 - 132
2-Chloronaphthalene	33.3	32.99		ug/L		99	10 - 150
2-Chlorophenol	33.3	43.40	*+	ug/L		130	28 - 127
2-Methylnaphthalene	33.3	32.35		ug/L		97	24 - 150
2-Methylphenol	33.3	38.80		ug/L		116	11 - 121
2-Nitroaniline	33.3	42.71		ug/L		128	31 - 141
2-Nitrophenol	33.3	39.64		ug/L		119	31 - 142
3 & 4 Methylphenol	33.3	41.01		ug/L		123	10 - 150
3,3'-Dichlorobenzidine	66.7	35.43		ug/L		53	10 - 150
3-Nitroaniline	33.3	33.80		ug/L		101	33 - 136
4,6-Dinitro-2-methylphenol	66.7	48.00		ug/L		72	10 - 150
4-Bromophenyl phenyl ether	33.3	36.09		ug/L		108	24 - 120
4-Chloro-3-methylphenol	33.3	35.93		ug/L		108	10 - 137
4-Chloroaniline	33.3	36.78		ug/L		110	10 - 150
4-Chlorophenyl phenyl ether	33.3	33.16		ug/L		99	31 - 110
4-Nitroaniline	33.3	33.54		ug/L		101	37 - 139
4-Nitrophenol	66.7	88.98		ug/L		133	10 - 150
Acenaphthene	33.3	30.47		ug/L		91	29 - 150
Acenaphthylene	33.3	32.58		ug/L		98	30 - 150
Acetophenone	33.3	31.03		ug/L		93	27 - 119
Anthracene	33.3	36.83		ug/L		110	31 - 150
Atrazine	33.3	31.85		ug/L		96	10 - 150
Benzaldehyde	33.3	25.27		ug/L		76	10 - 150
Benzo[a]anthracene	33.3	32.03		ug/L		96	36 - 150
Benzo[a]pyrene	33.3	33.08		ug/L		99	29 - 150
Benzo[b]fluoranthene	33.3	35.04		ug/L		105	32 - 150
Benzo[g,h,i]perylene	33.3	34.29		ug/L		103	28 - 150
Benzo[k]fluoranthene	33.3	33.85		ug/L		102	30 - 150
bis (2-chloroisopropyl) ether	33.3	35.16		ug/L		105	32 - 115
Bis(2-chloroethoxy)methane	33.3	32.27		ug/L		97	34 - 120
Bis(2-chloroethyl)ether	33.3	33.86		ug/L		102	32 - 114
Bis(2-ethylhexyl) phthalate	33.3	29.73		ug/L		89	24 - 133
Butyl benzyl phthalate	33.3	26.84		ug/L		81	24 - 140
Caprolactam	33.3	86.15	E *+	ug/L		258	10 - 150
Carbazole	33.3	36.86		ug/L		111	28 - 123
Chrysene	33.3	29.86		ug/L		90	34 - 150
Dibenz(a,h)anthracene	33.3	33.55		ug/L		101	29 - 150
Dibenzofuran	33.3	34.64		ug/L		104	35 - 110
Diethyl phthalate	33.3	22.95		ug/L		69	31 - 118
Dimethyl phthalate	33.3	26.24		ug/L		79	24 - 125
Di-n-butyl phthalate	33.3	29.88		ug/L		90	30 - 127

Eurofins Raleigh

QC Sample Results

Client: S&ME Inc
Project/Site: Lyon Park

Job ID: 752-40212-1

Method: 8270E - Semivolatile Organic Compounds (GC-MS/MS) (Continued)

Lab Sample ID: LCS 400-733932/2-A
Matrix: Water
Analysis Batch: 734045

Client Sample ID: Lab Control Sample
Prep Type: Total/NA
Prep Batch: 733932

Analyte	Spike Added	LCS Result	LCS Qualifier	Unit	D	%Rec	%Rec Limits
Di-n-octyl phthalate	33.3	31.45		ug/L		94	28 - 142
Fluoranthene	33.3	34.27		ug/L		103	30 - 150
Fluorene	33.3	35.08		ug/L		105	30 - 150
Hexachlorobenzene	33.3	34.55		ug/L		104	29 - 113
Hexachlorobutadiene	33.3	25.05		ug/L		75	10 - 117
Hexachlorocyclopentadiene	33.3	25.61		ug/L		77	10 - 150
Hexachloroethane	33.3	27.56		ug/L		83	10 - 112
Indeno[1,2,3-cd]pyrene	33.3	32.55		ug/L		98	28 - 150
Isophorone	33.3	33.73		ug/L		101	29 - 125
Naphthalene	33.3	33.08		ug/L		99	27 - 150
Nitrobenzene	33.3	36.88		ug/L		111	29 - 129
N-Nitrosodi-n-propylamine	33.3	43.00		ug/L		129	50 - 134
N-Nitrosodiphenylamine	33.1	35.42		ug/L		107	50 - 132
Pentachlorophenol	66.7	66.90		ug/L		100	14 - 150
Phenanthrene	33.3	35.37		ug/L		106	32 - 150
Phenol	33.3	54.27	*+	ug/L		163	10 - 150
Pyrene	33.3	34.56		ug/L		104	30 - 150

Surrogate	LCS %Recovery	LCS Qualifier	Limits
2,4,6-Tribromophenol (Surr)	128		10 - 150
2-Fluorobiphenyl (Surr)	107		25 - 139
2-Fluorophenol (Surr)	143		10 - 150
Nitrobenzene-d5 (Surr)	110		22 - 150
Phenol-d5 (Surr)	167	S1+	10 - 150
Terphenyl-d14 (Surr)	103		28 - 150

Lab Sample ID: LCSD 400-733932/3-A
Matrix: Water
Analysis Batch: 734045

Client Sample ID: Lab Control Sample Dup
Prep Type: Total/NA
Prep Batch: 733932

Analyte	Spike Added	LCSD Result	LCSD Qualifier	Unit	D	%Rec	%Rec Limits	RPD	RPD Limit
1,1'-Biphenyl	33.3	30.24		ug/L		91	27 - 120	5	40
2,4,5-Trichlorophenol	33.3	36.68		ug/L		110	27 - 136	2	40
2,4,6-Trichlorophenol	33.3	35.97		ug/L		108	21 - 132	1	40
2,4-Dichlorophenol	33.3	34.12		ug/L		102	30 - 125	5	40
2,4-Dimethylphenol	33.3	30.25		ug/L		91	10 - 142	1	40
2,4-Dinitrophenol	66.7	33.32		ug/L		50	10 - 150	17	40
2,4-Dinitrotoluene	33.3	36.02		ug/L		108	30 - 129	1	40
2,6-Dinitrotoluene	33.3	41.38		ug/L		124	34 - 132	1	40
2-Chloronaphthalene	33.3	31.44		ug/L		94	10 - 150	5	40
2-Chlorophenol	33.3	43.39	*+	ug/L		130	28 - 127	0	40
2-Methylnaphthalene	33.3	31.88		ug/L		96	24 - 150	1	40
2-Methylphenol	33.3	40.01		ug/L		120	11 - 121	3	40
2-Nitroaniline	33.3	42.84		ug/L		129	31 - 141	0	40
2-Nitrophenol	33.3	40.18		ug/L		121	31 - 142	1	40
3 & 4 Methylphenol	33.3	42.68		ug/L		128	10 - 150	4	40
3,3'-Dichlorobenzidine	66.7	37.96		ug/L		57	10 - 150	7	40
3-Nitroaniline	33.3	34.35		ug/L		103	33 - 136	2	40

Eurofins Raleigh

QC Sample Results

Client: S&ME Inc
Project/Site: Lyon Park

Job ID: 752-40212-1

Method: 8270E - Semivolatile Organic Compounds (GC-MS/MS) (Continued)

Lab Sample ID: LCSD 400-733932/3-A
Matrix: Water
Analysis Batch: 734045

Client Sample ID: Lab Control Sample Dup
Prep Type: Total/NA
Prep Batch: 733932

Analyte	Spike Added	LCSD Result	LCSD Qualifier	Unit	D	%Rec	%Rec		RPD	RPD Limit
							Limits	RPD		
4,6-Dinitro-2-methylphenol	66.7	43.64		ug/L		65	10 - 150	9	40	
4-Bromophenyl phenyl ether	33.3	35.29		ug/L		106	24 - 120	2	40	
4-Chloro-3-methylphenol	33.3	36.38		ug/L		109	10 - 137	1	40	
4-Chloroaniline	33.3	38.97		ug/L		117	10 - 150	6	40	
4-Chlorophenyl phenyl ether	33.3	32.47		ug/L		97	31 - 110	2	40	
4-Nitroaniline	33.3	33.58		ug/L		101	37 - 139	0	40	
4-Nitrophenol	66.7	86.87		ug/L		130	10 - 150	2	40	
Acenaphthene	33.3	30.17		ug/L		91	29 - 150	1	40	
Acenaphthylene	33.3	31.65		ug/L		95	30 - 150	3	40	
Acetophenone	33.3	32.20		ug/L		97	27 - 119	4	40	
Anthracene	33.3	36.18		ug/L		109	31 - 150	2	40	
Atrazine	33.3	30.87		ug/L		93	10 - 150	3	40	
Benzaldehyde	33.3	27.45		ug/L		82	10 - 150	8	40	
Benzo[a]anthracene	33.3	33.14		ug/L		99	36 - 150	3	40	
Benzo[a]pyrene	33.3	32.80		ug/L		98	29 - 150	1	40	
Benzo[b]fluoranthene	33.3	35.22		ug/L		106	32 - 150	1	40	
Benzo[g,h,i]perylene	33.3	33.78		ug/L		101	28 - 150	1	40	
Benzo[k]fluoranthene	33.3	32.35		ug/L		97	30 - 150	5	40	
bis (2-chloroisopropyl) ether	33.3	36.22		ug/L		109	32 - 115	3	40	
Bis(2-chloroethoxy)methane	33.3	32.75		ug/L		98	34 - 120	1	40	
Bis(2-chloroethyl)ether	33.3	35.07		ug/L		105	32 - 114	3	40	
Bis(2-ethylhexyl) phthalate	33.3	31.65		ug/L		95	24 - 133	6	40	
Butyl benzyl phthalate	33.3	31.15		ug/L		93	24 - 140	15	40	
Caprolactam	33.3	90.66	*+ E	ug/L		272	10 - 150	5	40	
Carbazole	33.3	36.27		ug/L		109	28 - 123	2	40	
Chrysene	33.3	32.31		ug/L		97	34 - 150	8	40	
Dibenz(a,h)anthracene	33.3	32.85		ug/L		99	29 - 150	2	40	
Dibenzofuran	33.3	33.75		ug/L		101	35 - 110	3	40	
Diethyl phthalate	33.3	24.43		ug/L		73	31 - 118	6	40	
Dimethyl phthalate	33.3	25.78		ug/L		77	24 - 125	2	40	
Di-n-butyl phthalate	33.3	32.26		ug/L		97	30 - 127	8	40	
Di-n-octyl phthalate	33.3	33.23		ug/L		100	28 - 142	5	40	
Fluoranthene	33.3	33.75		ug/L		101	30 - 150	2	40	
Fluorene	33.3	34.60		ug/L		104	30 - 150	1	40	
Hexachlorobenzene	33.3	34.33		ug/L		103	29 - 113	1	40	
Hexachlorobutadiene	33.3	21.81		ug/L		65	10 - 117	14	40	
Hexachlorocyclopentadiene	33.3	23.60		ug/L		71	10 - 150	8	40	
Hexachloroethane	33.3	25.12		ug/L		75	10 - 112	9	40	
Indeno[1,2,3-cd]pyrene	33.3	31.88		ug/L		96	28 - 150	2	40	
Isophorone	33.3	36.00		ug/L		108	29 - 125	6	40	
Naphthalene	33.3	32.78		ug/L		98	27 - 150	1	40	
Nitrobenzene	33.3	38.52		ug/L		116	29 - 129	4	40	
N-Nitrosodi-n-propylamine	33.3	44.14		ug/L		132	50 - 134	3	40	
N-Nitrosodiphenylamine	33.1	35.26		ug/L		107	50 - 132	0	40	
Pentachlorophenol	66.7	64.48		ug/L		97	14 - 150	4	40	
Phenanthrene	33.3	34.60		ug/L		104	32 - 150	2	40	
Phenol	33.3	56.72	*+	ug/L		170	10 - 150	4	40	
Pyrene	33.3	33.72		ug/L		101	30 - 150	2	40	

Eurofins Raleigh

QC Sample Results

Client: S&ME Inc
Project/Site: Lyon Park

Job ID: 752-40212-1

Method: 8270E - Semivolatile Organic Compounds (GC-MS/MS) (Continued)

Lab Sample ID: LCSD 400-733932/3-A
Matrix: Water
Analysis Batch: 734045

Client Sample ID: Lab Control Sample Dup
Prep Type: Total/NA
Prep Batch: 733932

Surrogate	LCS D %Recovery	LCS D Qualifier	Limits
2,4,6-Tribromophenol (Surr)	120		10 - 150
2-Fluorobiphenyl (Surr)	102		25 - 139
2-Fluorophenol (Surr)	146		10 - 150
Nitrobenzene-d5 (Surr)	111		22 - 150
Phenol-d5 (Surr)	173	S1+	10 - 150
Terphenyl-d14 (Surr)	107		28 - 150

Method: 8270E SIM ID - Semivolatile Organic Compounds (GC/MS SIM / Isotope Dilution)

Lab Sample ID: MB 400-733986/1-A
Matrix: Water
Analysis Batch: 734280

Client Sample ID: Method Blank
Prep Type: Total/NA
Prep Batch: 733986

Analyte	MB Result	MB Qualifier	RL	MDL	Unit	D	Prepared	Analyzed	Dil Fac
1,4-Dioxane	ND		0.300	0.300	ug/L		12/16/25 15:55	12/18/25 17:05	1
Isotope Dilution	MB %Recovery	MB Qualifier	Limits				Prepared	Analyzed	Dil Fac
1,4-Dioxane-d8	38		10 - 140				12/16/25 15:55	12/18/25 17:05	1

Lab Sample ID: LCS 400-733986/2-A
Matrix: Water
Analysis Batch: 734280

Client Sample ID: Lab Control Sample
Prep Type: Total/NA
Prep Batch: 733986

Analyte	Spike Added	LCS Result	LCS Qualifier	Unit	D	%Rec	%Rec Limits
1,4-Dioxane	16.0	14.97		ug/L		94	30 - 150
Isotope Dilution	LCS %Recovery	LCS Qualifier	Limits				
1,4-Dioxane-d8	36		10 - 140				

Lab Sample ID: LCSD 400-733986/3-A
Matrix: Water
Analysis Batch: 734280

Client Sample ID: Lab Control Sample Dup
Prep Type: Total/NA
Prep Batch: 733986

Analyte	Spike Added	LCSD Result	LCSD Qualifier	Unit	D	%Rec	%Rec Limits	RPD	RPD Limit
1,4-Dioxane	16.0	15.10		ug/L		94	30 - 150	1	40
Isotope Dilution	LCSD %Recovery	LCSD Qualifier	Limits						
1,4-Dioxane-d8	44		10 - 140						

Method: 6020B - Metals (ICP/MS)

Lab Sample ID: MB 705-102163/1-A
Matrix: Water
Analysis Batch: 102762

Client Sample ID: Method Blank
Prep Type: Total Recoverable
Prep Batch: 102163

Analyte	MB Result	MB Qualifier	RL	MDL	Unit	D	Prepared	Analyzed	Dil Fac
Antimony	ND		5.00	2.45	ug/L		12/17/25 10:13	12/18/25 04:19	1
Arsenic	ND		5.00	1.32	ug/L		12/17/25 10:13	12/18/25 04:19	1
Barium	ND		10.0	0.410	ug/L		12/17/25 10:13	12/18/25 04:19	1
Beryllium	ND		1.00	0.147	ug/L		12/17/25 10:13	12/18/25 04:19	1

Eurofins Raleigh

QC Sample Results

Client: S&ME Inc
Project/Site: Lyon Park

Job ID: 752-40212-1

Method: 6020B - Metals (ICP/MS) (Continued)

Lab Sample ID: MB 705-102163/1-A
Matrix: Water
Analysis Batch: 102762

Client Sample ID: Method Blank
Prep Type: Total Recoverable
Prep Batch: 102163

Analyte	MB Result	MB Qualifier	RL	MDL	Unit	D	Prepared	Analyzed	Dil Fac
Cadmium	ND		0.700	0.237	ug/L		12/17/25 10:13	12/18/25 04:19	1
Chromium	ND		5.00	3.69	ug/L		12/17/25 10:13	12/18/25 04:19	1
Cobalt	ND		5.00	0.411	ug/L		12/17/25 10:13	12/18/25 04:19	1
Copper	ND		2.00	0.642	ug/L		12/17/25 10:13	12/18/25 04:19	1
Lead	ND		1.00	0.864	ug/L		12/17/25 10:13	12/18/25 04:19	1
Manganese	ND		5.00	1.29	ug/L		12/17/25 10:13	12/18/25 04:19	1
Nickel	ND		5.00	0.422	ug/L		12/17/25 10:13	12/18/25 04:19	1
Selenium	ND		5.00	2.29	ug/L		12/17/25 10:13	12/18/25 04:19	1
Silver	ND		1.00	0.167	ug/L		12/17/25 10:13	12/18/25 04:19	1
Thallium	ND		1.00	0.190	ug/L		12/17/25 10:13	12/18/25 04:19	1
Vanadium	ND		5.00	1.22	ug/L		12/17/25 10:13	12/18/25 04:19	1
Zinc	ND		10.0	8.91	ug/L		12/17/25 10:13	12/18/25 04:19	1

Lab Sample ID: LCS 705-102163/2-A
Matrix: Water
Analysis Batch: 102762

Client Sample ID: Lab Control Sample
Prep Type: Total Recoverable
Prep Batch: 102163

Analyte	Spike Added	LCS Result	LCS Qualifier	Unit	D	%Rec	%Rec Limits
Antimony	100	102.6		ug/L		103	80 - 120
Arsenic	100	97.80		ug/L		98	80 - 120
Barium	100	102.0		ug/L		102	80 - 120
Beryllium	100	95.41		ug/L		95	80 - 120
Cadmium	100	91.25		ug/L		91	80 - 120
Chromium	100	99.89		ug/L		100	80 - 120
Cobalt	100	101.0		ug/L		101	80 - 120
Copper	100	103.1		ug/L		103	80 - 120
Lead	100	108.0		ug/L		108	80 - 120
Manganese	100	102.1		ug/L		102	80 - 120
Nickel	100	101.9		ug/L		102	80 - 120
Selenium	100	91.47		ug/L		91	80 - 120
Silver	10.0	10.33		ug/L		103	80 - 120
Thallium	100	108.3		ug/L		108	80 - 120
Vanadium	100	100.4		ug/L		100	80 - 120
Zinc	100	101.5		ug/L		102	80 - 120

Lab Sample ID: 752-40212-1 MS
Matrix: Water
Analysis Batch: 102762

Client Sample ID: SW-1
Prep Type: Total Recoverable
Prep Batch: 102163

Analyte	Sample Result	Sample Qualifier	Spike Added	MS Result	MS Qualifier	Unit	D	%Rec	%Rec Limits
Antimony	ND		100	101.6		ug/L		102	75 - 125
Arsenic	ND		100	99.44		ug/L		99	75 - 125
Barium	59.5		100	158.3		ug/L		99	75 - 125
Beryllium	ND		100	95.67		ug/L		96	75 - 125
Cadmium	ND		100	91.50		ug/L		91	75 - 125
Chromium	ND		100	98.38		ug/L		98	75 - 125
Cobalt	ND		100	98.16		ug/L		98	75 - 125
Copper	2.18		100	103.8		ug/L		102	75 - 125
Lead	ND		100	107.9		ug/L		108	75 - 125

Eurofins Raleigh

QC Sample Results

Client: S&ME Inc
Project/Site: Lyon Park

Job ID: 752-40212-1

Method: 6020B - Metals (ICP/MS) (Continued)

Lab Sample ID: 752-40212-1 MS
Matrix: Water
Analysis Batch: 102762

Client Sample ID: SW-1
Prep Type: Total Recoverable
Prep Batch: 102163

Analyte	Sample	Sample	Spike	MS		Unit	D	%Rec	%Rec	
	Result	Qualifier		Result	Qualifier				Limits	
Manganese	47.8		100	144.1		ug/L		96	75 - 125	
Nickel	0.934	J	100	101.0		ug/L		100	75 - 125	
Selenium	ND		100	89.88		ug/L		90	75 - 125	
Silver	ND		10.0	10.29		ug/L		103	75 - 125	
Thallium	ND		100	108.7		ug/L		109	75 - 125	
Vanadium	1.34	J	100	99.34		ug/L		98	75 - 125	

Lab Sample ID: 752-40212-1 MS
Matrix: Water
Analysis Batch: 103015

Client Sample ID: SW-1
Prep Type: Total Recoverable
Prep Batch: 102163

Analyte	Sample	Sample	Spike	MS		Unit	D	%Rec	%Rec	
	Result	Qualifier		Result	Qualifier				Limits	
Zinc	ND		100	102.8		ug/L		103	75 - 125	

Lab Sample ID: 752-40212-1 MSD
Matrix: Water
Analysis Batch: 102762

Client Sample ID: SW-1
Prep Type: Total Recoverable
Prep Batch: 102163

Analyte	Sample	Sample	Spike	MSD		Unit	D	%Rec	%Rec		RPD	
	Result	Qualifier		Result	Qualifier				Limits	RPD	Limit	
Antimony	ND		100	100.9		ug/L		101	75 - 125	1	20	
Arsenic	ND		100	98.97		ug/L		99	75 - 125	0	20	
Barium	59.5		100	158.0		ug/L		99	75 - 125	0	20	
Beryllium	ND		100	96.86		ug/L		97	75 - 125	1	20	
Cadmium	ND		100	91.56		ug/L		92	75 - 125	0	20	
Chromium	ND		100	98.16		ug/L		98	75 - 125	0	20	
Cobalt	ND		100	98.04		ug/L		98	75 - 125	0	20	
Copper	2.18		100	103.6		ug/L		101	75 - 125	0	20	
Lead	ND		100	106.1		ug/L		106	75 - 125	2	20	
Manganese	47.8		100	143.3		ug/L		95	75 - 125	1	20	
Nickel	0.934	J	100	100.2		ug/L		99	75 - 125	1	20	
Selenium	ND		100	90.38		ug/L		90	75 - 125	1	20	
Silver	ND		10.0	9.982		ug/L		100	75 - 125	3	20	
Thallium	ND		100	107.6		ug/L		108	75 - 125	1	20	
Vanadium	1.34	J	100	99.95		ug/L		99	75 - 125	1	20	

Lab Sample ID: 752-40212-1 MSD
Matrix: Water
Analysis Batch: 103015

Client Sample ID: SW-1
Prep Type: Total Recoverable
Prep Batch: 102163

Analyte	Sample	Sample	Spike	MSD		Unit	D	%Rec	%Rec		RPD	
	Result	Qualifier		Result	Qualifier				Limits	RPD	Limit	
Zinc	ND		100	102.5		ug/L		102	75 - 125	0	20	

Method: 7470A - Mercury (CVAA)

Lab Sample ID: MB 705-103610/1-A
Matrix: Water
Analysis Batch: 103952

Client Sample ID: Method Blank
Prep Type: Total/NA
Prep Batch: 103610

Analyte	MB		RL	MDL	Unit	D	Prepared	Analyzed	Dil Fac
	Result	Qualifier							
Mercury	ND		0.200	0.166	ug/L		12/22/25 15:53	12/22/25 16:10	1

Eurofins Raleigh

QC Sample Results

Client: S&ME Inc
Project/Site: Lyon Park

Job ID: 752-40212-1

Method: 7470A - Mercury (CVAA)

Lab Sample ID: LCS 705-103610/2-A
Matrix: Water
Analysis Batch: 103952

Client Sample ID: Lab Control Sample
Prep Type: Total/NA
Prep Batch: 103610

Analyte	Spike Added	LCS Result	LCS Qualifier	Unit	D	%Rec	%Rec Limits
Mercury	4.00	4.138		ug/L		103	80 - 120

Lab Sample ID: 752-40212-1 MS
Matrix: Water
Analysis Batch: 103952

Client Sample ID: SW-1
Prep Type: Total/NA
Prep Batch: 103610

Analyte	Sample Result	Sample Qualifier	Spike Added	MS Result	MS Qualifier	Unit	D	%Rec	%Rec Limits
Mercury	ND		4.00	4.204		ug/L		105	75 - 125

Lab Sample ID: 752-40212-1 MSD
Matrix: Water
Analysis Batch: 103952

Client Sample ID: SW-1
Prep Type: Total/NA
Prep Batch: 103610

Analyte	Sample Result	Sample Qualifier	Spike Added	MSD Result	MSD Qualifier	Unit	D	%Rec	%Rec Limits	RPD	RPD Limit
Mercury	ND		4.00	4.210		ug/L		105	75 - 125	0	20

Method: 350.1 - Nitrogen, Ammonia (Low Level)

Lab Sample ID: MB 705-103849/16
Matrix: Water
Analysis Batch: 103849

Client Sample ID: Method Blank
Prep Type: Total/NA

Analyte	MB Result	MB Qualifier	RL	MDL	Unit	D	Prepared	Analyzed	Dil Fac
Ammonia (as N)	ND		0.100	0.0184	mg/L			12/23/25 08:18	1

Lab Sample ID: LCS 705-103849/17
Matrix: Water
Analysis Batch: 103849

Client Sample ID: Lab Control Sample
Prep Type: Total/NA

Analyte	Spike Added	LCS Result	LCS Qualifier	Unit	D	%Rec	%Rec Limits
Ammonia (as N)	2.00	1.931		mg/L		97	90 - 110

Method: 353.2 - Nitrogen, Nitrite

Lab Sample ID: MB 752-14376/41
Matrix: Water
Analysis Batch: 14376

Client Sample ID: Method Blank
Prep Type: Total/NA

Analyte	MB Result	MB Qualifier	RL	MDL	Unit	D	Prepared	Analyzed	Dil Fac
Nitrite as N	ND		0.100	0.0168	mg/L			12/12/25 12:54	1

Lab Sample ID: LCS 752-14376/44
Matrix: Water
Analysis Batch: 14376

Client Sample ID: Lab Control Sample
Prep Type: Total/NA

Analyte	Spike Added	LCS Result	LCS Qualifier	Unit	D	%Rec	%Rec Limits
Nitrite as N	1.00	1.005		mg/L		101	90 - 110

Eurofins Raleigh

QC Sample Results

Client: S&ME Inc
Project/Site: Lyon Park

Job ID: 752-40212-1

Method: 353.2 - Nitrogen, Nitrite (Continued)

Lab Sample ID: LCS 752-14376/71
Matrix: Water
Analysis Batch: 14376

Client Sample ID: Lab Control Sample
Prep Type: Total/NA

Analyte	Spike Added	LCS Result	LCS Qualifier	Unit	D	%Rec	%Rec Limits
Nitrite as N	1.00	0.9874		mg/L		99	90 - 110

Lab Sample ID: LCSD 752-14376/76
Matrix: Water
Analysis Batch: 14376

Client Sample ID: Lab Control Sample Dup
Prep Type: Total/NA

Analyte	Spike Added	LCSD Result	LCSD Qualifier	Unit	D	%Rec	%Rec Limits	RPD	RPD Limit
Nitrite as N	1.00	0.9883		mg/L		99	90 - 110	0	10

Lab Sample ID: 752-40212-1 MS
Matrix: Water
Analysis Batch: 14376

Client Sample ID: SW-1
Prep Type: Total/NA

Analyte	Sample Result	Sample Qualifier	Spike Added	MS Result	MS Qualifier	Unit	D	%Rec	%Rec Limits
Nitrite as N	ND	F1	1.00	0.9042		mg/L		90	90 - 110

Lab Sample ID: 752-40212-1 MSD
Matrix: Water
Analysis Batch: 14376

Client Sample ID: SW-1
Prep Type: Total/NA

Analyte	Sample Result	Sample Qualifier	Spike Added	MSD Result	MSD Qualifier	Unit	D	%Rec	%Rec Limits	RPD	RPD Limit
Nitrite as N	ND	F1	1.00	0.8701	F1	mg/L		87	90 - 110	4	10

Method: 353.2 - Nitrogen, Nitrate-Nitrite

Lab Sample ID: MB 705-102549/104
Matrix: Water
Analysis Batch: 102549

Client Sample ID: Method Blank
Prep Type: Total/NA

Analyte	MB Result	MB Qualifier	RL	MDL	Unit	D	Prepared	Analyzed	Dil Fac
Nitrate Nitrite as N	ND		0.0500	0.0141	mg/L			12/18/25 08:27	1
Nitrate Nitrite as N	ND		0.0500	0.0141	mg/L			12/18/25 08:27	1
Nitrate Nitrite as N	ND		0.0500	0.0141	mg/L			12/18/25 08:27	1

Lab Sample ID: LCS 705-102549/14
Matrix: Water
Analysis Batch: 102549

Client Sample ID: Lab Control Sample
Prep Type: Total/NA

Analyte	Spike Added	LCS Result	LCS Qualifier	Unit	D	%Rec	%Rec Limits
Nitrate Nitrite as N	1.00	0.9981		mg/L		100	90 - 110

Lab Sample ID: LCS 705-102549/74
Matrix: Water
Analysis Batch: 102549

Client Sample ID: Lab Control Sample
Prep Type: Total/NA

Analyte	Spike Added	LCS Result	LCS Qualifier	Unit	D	%Rec	%Rec Limits
Nitrate Nitrite as N	1.00	1.016		mg/L		102	90 - 110

QC Sample Results

Client: S&ME Inc
Project/Site: Lyon Park

Job ID: 752-40212-1

Method: SM 4500 SO4 E - Sulfate, Total

Lab Sample ID: MB 400-733982/85
Matrix: Water
Analysis Batch: 733982

Client Sample ID: Method Blank
Prep Type: Total/NA

Analyte	MB Result	MB Qualifier	RL	MDL	Unit	D	Prepared	Analyzed	Dil Fac
Sulfate	ND		5.00	1.40	mg/L			12/16/25 15:26	1

Lab Sample ID: LCS 400-733982/86
Matrix: Water
Analysis Batch: 733982

Client Sample ID: Lab Control Sample
Prep Type: Total/NA

Analyte	Spike Added	LCS Result	LCS Qualifier	Unit	D	%Rec	%Rec Limits
Sulfate	15.0	14.39		mg/L		96	90 - 110

Lab Sample ID: MRL 400-733982/56
Matrix: Water
Analysis Batch: 733982

Client Sample ID: Lab Control Sample
Prep Type: Total/NA

Analyte	Spike Added	MRL Result	MRL Qualifier	Unit	D	%Rec	%Rec Limits
Sulfate	5.00	4.277	J	mg/L		86	50 - 150

Lab Sample ID: 752-40212-2 MS
Matrix: Water
Analysis Batch: 733982

Client Sample ID: SW-2
Prep Type: Total/NA

Analyte	Sample Result	Sample Qualifier	Spike Added	MS Result	MS Qualifier	Unit	D	%Rec	%Rec Limits
Sulfate	23.3	F1 F2	10.0	34.40		mg/L		111	77 - 128

Lab Sample ID: 752-40212-2 MSD
Matrix: Water
Analysis Batch: 733982

Client Sample ID: SW-2
Prep Type: Total/NA

Analyte	Sample Result	Sample Qualifier	Spike Added	MSD Result	MSD Qualifier	Unit	D	%Rec	%Rec Limits	RPD	RPD Limit
Sulfate	23.3	F1 F2	10.0	25.70	F1 F2	mg/L		24	77 - 128	29	5

QC Association Summary

Client: S&ME Inc
Project/Site: Lyon Park

Job ID: 752-40212-1

GC/MS VOA

Analysis Batch: 102465

Lab Sample ID	Client Sample ID	Prep Type	Matrix	Method	Prep Batch
752-40212-1	SW-1	Total/NA	Water	8260D	
752-40212-2	SW-2	Total/NA	Water	8260D	
752-40212-3	SW-3	Total/NA	Water	8260D	
752-40212-4	SW-4	Total/NA	Water	8260D	
752-40212-5	SW-5	Total/NA	Water	8260D	
752-40212-6	SW-6	Total/NA	Water	8260D	
752-40212-7	SW-Dup	Total/NA	Water	8260D	
MB 705-102465/10	Method Blank	Total/NA	Water	8260D	
LCS 705-102465/1001	Lab Control Sample	Total/NA	Water	8260D	
LCS 705-102465/1003	Lab Control Sample	Total/NA	Water	8260D	

Analysis Batch: 103103

Lab Sample ID	Client Sample ID	Prep Type	Matrix	Method	Prep Batch
752-40212-1	SW-1	Total/NA	Water	8260D	
MB 705-103103/6	Method Blank	Total/NA	Water	8260D	
LCS 705-103103/1002	Lab Control Sample	Total/NA	Water	8260D	
LCS 705-103103/1003	Lab Control Sample	Total/NA	Water	8260D	

GC/MS Semi VOA

Prep Batch: 733932

Lab Sample ID	Client Sample ID	Prep Type	Matrix	Method	Prep Batch
752-40212-1	SW-1	Total/NA	Water	3511	
752-40212-2	SW-2	Total/NA	Water	3511	
752-40212-3	SW-3	Total/NA	Water	3511	
752-40212-4	SW-4	Total/NA	Water	3511	
752-40212-5	SW-5	Total/NA	Water	3511	
752-40212-6	SW-6	Total/NA	Water	3511	
752-40212-7	SW-Dup	Total/NA	Water	3511	
MB 400-733932/1-A	Method Blank	Total/NA	Water	3511	
LCS 400-733932/2-A	Lab Control Sample	Total/NA	Water	3511	
LCSD 400-733932/3-A	Lab Control Sample Dup	Total/NA	Water	3511	

Prep Batch: 733986

Lab Sample ID	Client Sample ID	Prep Type	Matrix	Method	Prep Batch
752-40212-1	SW-1	Total/NA	Water	3510C	
752-40212-2	SW-2	Total/NA	Water	3510C	
752-40212-3	SW-3	Total/NA	Water	3510C	
752-40212-4	SW-4	Total/NA	Water	3510C	
752-40212-5	SW-5	Total/NA	Water	3510C	
752-40212-6	SW-6	Total/NA	Water	3510C	
752-40212-7	SW-Dup	Total/NA	Water	3510C	
MB 400-733986/1-A	Method Blank	Total/NA	Water	3510C	
LCS 400-733986/2-A	Lab Control Sample	Total/NA	Water	3510C	
LCSD 400-733986/3-A	Lab Control Sample Dup	Total/NA	Water	3510C	

Analysis Batch: 734045

Lab Sample ID	Client Sample ID	Prep Type	Matrix	Method	Prep Batch
752-40212-1	SW-1	Total/NA	Water	8270E	733932
752-40212-2	SW-2	Total/NA	Water	8270E	733932
752-40212-3	SW-3	Total/NA	Water	8270E	733932

Eurofins Raleigh

QC Association Summary

Client: S&ME Inc
Project/Site: Lyon Park

Job ID: 752-40212-1

GC/MS Semi VOA (Continued)

Analysis Batch: 734045 (Continued)

Lab Sample ID	Client Sample ID	Prep Type	Matrix	Method	Prep Batch
752-40212-4	SW-4	Total/NA	Water	8270E	733932
752-40212-5	SW-5	Total/NA	Water	8270E	733932
752-40212-6	SW-6	Total/NA	Water	8270E	733932
752-40212-7	SW-Dup	Total/NA	Water	8270E	733932
MB 400-733932/1-A	Method Blank	Total/NA	Water	8270E	733932
LCS 400-733932/2-A	Lab Control Sample	Total/NA	Water	8270E	733932
LCSD 400-733932/3-A	Lab Control Sample Dup	Total/NA	Water	8270E	733932

Analysis Batch: 734280

Lab Sample ID	Client Sample ID	Prep Type	Matrix	Method	Prep Batch
752-40212-1	SW-1	Total/NA	Water	8270E SIM ID	733986
752-40212-2	SW-2	Total/NA	Water	8270E SIM ID	733986
752-40212-3	SW-3	Total/NA	Water	8270E SIM ID	733986
752-40212-4	SW-4	Total/NA	Water	8270E SIM ID	733986
752-40212-5	SW-5	Total/NA	Water	8270E SIM ID	733986
752-40212-6	SW-6	Total/NA	Water	8270E SIM ID	733986
752-40212-7	SW-Dup	Total/NA	Water	8270E SIM ID	733986
MB 400-733986/1-A	Method Blank	Total/NA	Water	8270E SIM ID	733986
LCS 400-733986/2-A	Lab Control Sample	Total/NA	Water	8270E SIM ID	733986
LCSD 400-733986/3-A	Lab Control Sample Dup	Total/NA	Water	8270E SIM ID	733986

Metals

Prep Batch: 102163

Lab Sample ID	Client Sample ID	Prep Type	Matrix	Method	Prep Batch
752-40212-1	SW-1	Total Recoverable	Water	3005A	
752-40212-2	SW-2	Total Recoverable	Water	3005A	
752-40212-3	SW-3	Total Recoverable	Water	3005A	
752-40212-4	SW-4	Total Recoverable	Water	3005A	
752-40212-5	SW-5	Total Recoverable	Water	3005A	
752-40212-6	SW-6	Total Recoverable	Water	3005A	
752-40212-7	SW-Dup	Total Recoverable	Water	3005A	
MB 705-102163/1-A	Method Blank	Total Recoverable	Water	3005A	
LCS 705-102163/2-A	Lab Control Sample	Total Recoverable	Water	3005A	
752-40212-1 MS	SW-1	Total Recoverable	Water	3005A	
752-40212-1 MSD	SW-1	Total Recoverable	Water	3005A	

Analysis Batch: 102762

Lab Sample ID	Client Sample ID	Prep Type	Matrix	Method	Prep Batch
752-40212-1	SW-1	Total Recoverable	Water	6020B	102163
752-40212-2	SW-2	Total Recoverable	Water	6020B	102163
752-40212-3	SW-3	Total Recoverable	Water	6020B	102163
752-40212-4	SW-4	Total Recoverable	Water	6020B	102163
752-40212-5	SW-5	Total Recoverable	Water	6020B	102163
752-40212-6	SW-6	Total Recoverable	Water	6020B	102163
752-40212-7	SW-Dup	Total Recoverable	Water	6020B	102163
MB 705-102163/1-A	Method Blank	Total Recoverable	Water	6020B	102163
LCS 705-102163/2-A	Lab Control Sample	Total Recoverable	Water	6020B	102163
752-40212-1 MS	SW-1	Total Recoverable	Water	6020B	102163
752-40212-1 MSD	SW-1	Total Recoverable	Water	6020B	102163

Eurofins Raleigh

QC Association Summary

Client: S&ME Inc
Project/Site: Lyon Park

Job ID: 752-40212-1

Metals

Analysis Batch: 103015

Lab Sample ID	Client Sample ID	Prep Type	Matrix	Method	Prep Batch
752-40212-1	SW-1	Total Recoverable	Water	6020B	102163
752-40212-1 MS	SW-1	Total Recoverable	Water	6020B	102163
752-40212-1 MSD	SW-1	Total Recoverable	Water	6020B	102163

Prep Batch: 103610

Lab Sample ID	Client Sample ID	Prep Type	Matrix	Method	Prep Batch
752-40212-1	SW-1	Total/NA	Water	7470A	
752-40212-2	SW-2	Total/NA	Water	7470A	
752-40212-3	SW-3	Total/NA	Water	7470A	
752-40212-4	SW-4	Total/NA	Water	7470A	
752-40212-5	SW-5	Total/NA	Water	7470A	
752-40212-6	SW-6	Total/NA	Water	7470A	
752-40212-7	SW-Dup	Total/NA	Water	7470A	
MB 705-103610/1-A	Method Blank	Total/NA	Water	7470A	
LCS 705-103610/2-A	Lab Control Sample	Total/NA	Water	7470A	
752-40212-1 MS	SW-1	Total/NA	Water	7470A	
752-40212-1 MSD	SW-1	Total/NA	Water	7470A	

Analysis Batch: 103952

Lab Sample ID	Client Sample ID	Prep Type	Matrix	Method	Prep Batch
752-40212-1	SW-1	Total/NA	Water	7470A	103610
752-40212-2	SW-2	Total/NA	Water	7470A	103610
752-40212-3	SW-3	Total/NA	Water	7470A	103610
752-40212-4	SW-4	Total/NA	Water	7470A	103610
752-40212-5	SW-5	Total/NA	Water	7470A	103610
752-40212-6	SW-6	Total/NA	Water	7470A	103610
752-40212-7	SW-Dup	Total/NA	Water	7470A	103610
MB 705-103610/1-A	Method Blank	Total/NA	Water	7470A	103610
LCS 705-103610/2-A	Lab Control Sample	Total/NA	Water	7470A	103610
752-40212-1 MS	SW-1	Total/NA	Water	7470A	103610
752-40212-1 MSD	SW-1	Total/NA	Water	7470A	103610

General Chemistry

Analysis Batch: 14376

Lab Sample ID	Client Sample ID	Prep Type	Matrix	Method	Prep Batch
752-40212-1	SW-1	Total/NA	Water	353.2	
752-40212-2	SW-2	Total/NA	Water	353.2	
752-40212-3	SW-3	Total/NA	Water	353.2	
752-40212-4	SW-4	Total/NA	Water	353.2	
752-40212-5	SW-5	Total/NA	Water	353.2	
752-40212-6	SW-6	Total/NA	Water	353.2	
752-40212-7	SW-Dup	Total/NA	Water	353.2	
MB 752-14376/41	Method Blank	Total/NA	Water	353.2	
LCS 752-14376/44	Lab Control Sample	Total/NA	Water	353.2	
LCS 752-14376/71	Lab Control Sample	Total/NA	Water	353.2	
LCSD 752-14376/76	Lab Control Sample Dup	Total/NA	Water	353.2	
752-40212-1 MS	SW-1	Total/NA	Water	353.2	
752-40212-1 MSD	SW-1	Total/NA	Water	353.2	

Eurofins Raleigh

QC Association Summary

Client: S&ME Inc
Project/Site: Lyon Park

Job ID: 752-40212-1

General Chemistry

Analysis Batch: 102549

Lab Sample ID	Client Sample ID	Prep Type	Matrix	Method	Prep Batch
752-40212-1	SW-1	Total/NA	Water	353.2	
752-40212-2	SW-2	Total/NA	Water	353.2	
752-40212-3	SW-3	Total/NA	Water	353.2	
752-40212-4	SW-4	Total/NA	Water	353.2	
752-40212-5	SW-5	Total/NA	Water	353.2	
752-40212-6	SW-6	Total/NA	Water	353.2	
752-40212-7	SW-Dup	Total/NA	Water	353.2	
MB 705-102549/104	Method Blank	Total/NA	Water	353.2	
LCS 705-102549/14	Lab Control Sample	Total/NA	Water	353.2	
LCS 705-102549/74	Lab Control Sample	Total/NA	Water	353.2	

Analysis Batch: 103849

Lab Sample ID	Client Sample ID	Prep Type	Matrix	Method	Prep Batch
752-40212-1	SW-1	Total/NA	Water	350.1	
752-40212-2	SW-2	Total/NA	Water	350.1	
752-40212-3	SW-3	Total/NA	Water	350.1	
752-40212-4	SW-4	Total/NA	Water	350.1	
752-40212-5	SW-5	Total/NA	Water	350.1	
752-40212-6	SW-6	Total/NA	Water	350.1	
752-40212-7	SW-Dup	Total/NA	Water	350.1	
MB 705-103849/16	Method Blank	Total/NA	Water	350.1	
LCS 705-103849/17	Lab Control Sample	Total/NA	Water	350.1	

Analysis Batch: 104188

Lab Sample ID	Client Sample ID	Prep Type	Matrix	Method	Prep Batch
752-40212-1	SW-1	Total/NA	Water	Nitrate by calc	
752-40212-2	SW-2	Total/NA	Water	Nitrate by calc	
752-40212-3	SW-3	Total/NA	Water	Nitrate by calc	
752-40212-4	SW-4	Total/NA	Water	Nitrate by calc	
752-40212-5	SW-5	Total/NA	Water	Nitrate by calc	
752-40212-6	SW-6	Total/NA	Water	Nitrate by calc	
752-40212-7	SW-Dup	Total/NA	Water	Nitrate by calc	

Analysis Batch: 733982

Lab Sample ID	Client Sample ID	Prep Type	Matrix	Method	Prep Batch
752-40212-1	SW-1	Total/NA	Water	SM 4500 SO4 E	
752-40212-2	SW-2	Total/NA	Water	SM 4500 SO4 E	
752-40212-3	SW-3	Total/NA	Water	SM 4500 SO4 E	
752-40212-4	SW-4	Total/NA	Water	SM 4500 SO4 E	
752-40212-5	SW-5	Total/NA	Water	SM 4500 SO4 E	
752-40212-6	SW-6	Total/NA	Water	SM 4500 SO4 E	
752-40212-7	SW-Dup	Total/NA	Water	SM 4500 SO4 E	
MB 400-733982/85	Method Blank	Total/NA	Water	SM 4500 SO4 E	
LCS 400-733982/86	Lab Control Sample	Total/NA	Water	SM 4500 SO4 E	
MRL 400-733982/56	Lab Control Sample	Total/NA	Water	SM 4500 SO4 E	
752-40212-2 MS	SW-2	Total/NA	Water	SM 4500 SO4 E	
752-40212-2 MSD	SW-2	Total/NA	Water	SM 4500 SO4 E	

Lab Chronicle

Client: S&ME Inc
Project/Site: Lyon Park

Job ID: 752-40212-1

Client Sample ID: SW-1
Date Collected: 12/11/25 11:25
Date Received: 12/11/25 17:05

Lab Sample ID: 752-40212-1
Matrix: Water

Prep Type	Batch Type	Batch Method	Run	Dilution Factor	Batch Number	Analyst	Lab	Prepared or Analyzed
Total/NA	Analysis	8260D		1	102465	Y1S	EET ATL	12/18/25 08:26
Total/NA	Analysis	8260D		1	103103	Y1S	EET ATL 1	12/19/25 21:53
Total/NA	Prep	3511			733932	HG	EET PEN	12/16/25 11:43
Total/NA	Analysis	8270E		1	734045	VC1	EET PEN	12/17/25 15:46
Total/NA	Prep	3510C			733986	AMM	EET PEN	12/16/25 15:55
Total/NA	Analysis	8270E SIM ID		1	734280	VC1	EET PEN	12/18/25 22:03
Total Recoverable	Prep	3005A			102163	TR	EET ATL	12/17/25 10:13
Total Recoverable	Analysis	6020B		1	102762	TT	EET ATL	12/18/25 04:24
Total Recoverable	Prep	3005A			102163	TR	EET ATL	12/17/25 10:13
Total Recoverable	Analysis	6020B		1	103015	TT	EET ATL	12/18/25 19:54
Total/NA	Prep	7470A			103610	GR	EET ATL	12/22/25 15:53
Total/NA	Analysis	7470A		1	103952	GR	EET ATL	12/22/25 16:18
Total/NA	Analysis	350.1		1	103849	TL	EET ATL	12/23/25 08:37
Total/NA	Analysis	353.2		1	14376	RKJ	EET RAL	12/12/25 12:58
Total/NA	Analysis	353.2		1	102549	AA	EET ATL	12/18/25 00:41
Total/NA	Analysis	Nitrate by calc		1	104188	JO	EET ATL	12/26/25 12:05
Total/NA	Analysis	SM 4500 SO4 E		1	733982	CJK	EET PEN	12/16/25 15:27

Client Sample ID: SW-2
Date Collected: 12/11/25 10:55
Date Received: 12/11/25 17:05

Lab Sample ID: 752-40212-2
Matrix: Water

Prep Type	Batch Type	Batch Method	Run	Dilution Factor	Batch Number	Analyst	Lab	Prepared or Analyzed
Total/NA	Analysis	8260D		1	102465	Y1S	EET ATL	12/18/25 10:56
Total/NA	Prep	3511			733932	HG	EET PEN	12/16/25 11:43
Total/NA	Analysis	8270E		1	734045	VC1	EET PEN	12/17/25 16:16
Total/NA	Prep	3510C			733986	AMM	EET PEN	12/16/25 15:55
Total/NA	Analysis	8270E SIM ID		1	734280	VC1	EET PEN	12/18/25 22:24
Total Recoverable	Prep	3005A			102163	TR	EET ATL	12/17/25 10:13
Total Recoverable	Analysis	6020B		1	102762	TT	EET ATL	12/18/25 04:34
Total/NA	Prep	7470A			103610	GR	EET ATL	12/22/25 15:53
Total/NA	Analysis	7470A		1	103952	GR	EET ATL	12/22/25 16:29
Total/NA	Analysis	350.1		1	103849	TL	EET ATL	12/23/25 08:40
Total/NA	Analysis	353.2		1	14376	RKJ	EET RAL	12/12/25 13:01
Total/NA	Analysis	353.2		1	102549	AA	EET ATL	12/18/25 00:42
Total/NA	Analysis	Nitrate by calc		1	104188	JO	EET ATL	12/26/25 12:05
Total/NA	Analysis	SM 4500 SO4 E		1	733982	CJK	EET PEN	12/16/25 15:27

Lab Chronicle

Client: S&ME Inc
Project/Site: Lyon Park

Job ID: 752-40212-1

Client Sample ID: SW-3
Date Collected: 12/11/25 10:30
Date Received: 12/11/25 17:05

Lab Sample ID: 752-40212-3
Matrix: Water

Prep Type	Batch Type	Batch Method	Run	Dilution Factor	Batch Number	Analyst	Lab	Prepared or Analyzed
Total/NA	Analysis	8260D		1	102465	Y1S	EET ATL	12/18/25 10:06
Total/NA	Prep	3511			733932	HG	EET PEN	12/16/25 11:43
Total/NA	Analysis	8270E		1	734045	VC1	EET PEN	12/17/25 16:46
Total/NA	Prep	3510C			733986	AMM	EET PEN	12/16/25 15:55
Total/NA	Analysis	8270E SIM ID		1	734280	VC1	EET PEN	12/18/25 22:46
Total Recoverable	Prep	3005A			102163	TR	EET ATL	12/17/25 10:13
Total Recoverable	Analysis	6020B		1	102762	TT	EET ATL	12/18/25 04:36
Total/NA	Prep	7470A			103610	GR	EET ATL	12/22/25 15:53
Total/NA	Analysis	7470A		1	103952	GR	EET ATL	12/22/25 16:33
Total/NA	Analysis	350.1		1	103849	TL	EET ATL	12/23/25 08:42
Total/NA	Analysis	353.2		1	14376	RKJ	EET RAL	12/12/25 13:02
Total/NA	Analysis	353.2		1	102549	AA	EET ATL	12/18/25 00:44
Total/NA	Analysis	Nitrate by calc		1	104188	JO	EET ATL	12/26/25 12:05
Total/NA	Analysis	SM 4500 SO4 E		1	733982	CJK	EET PEN	12/16/25 15:29

Client Sample ID: SW-4
Date Collected: 12/11/25 10:05
Date Received: 12/11/25 17:05

Lab Sample ID: 752-40212-4
Matrix: Water

Prep Type	Batch Type	Batch Method	Run	Dilution Factor	Batch Number	Analyst	Lab	Prepared or Analyzed
Total/NA	Analysis	8260D		1	102465	Y1S	EET ATL	12/18/25 10:31
Total/NA	Prep	3511			733932	HG	EET PEN	12/16/25 11:43
Total/NA	Analysis	8270E		1	734045	VC1	EET PEN	12/17/25 17:16
Total/NA	Prep	3510C			733986	AMM	EET PEN	12/16/25 15:55
Total/NA	Analysis	8270E SIM ID		1	734280	VC1	EET PEN	12/18/25 23:07
Total Recoverable	Prep	3005A			102163	TR	EET ATL	12/17/25 10:13
Total Recoverable	Analysis	6020B		1	102762	TT	EET ATL	12/18/25 04:39
Total/NA	Prep	7470A			103610	GR	EET ATL	12/22/25 15:53
Total/NA	Analysis	7470A		1	103952	GR	EET ATL	12/22/25 16:37
Total/NA	Analysis	350.1		1	103849	TL	EET ATL	12/23/25 09:07
Total/NA	Analysis	353.2		1	14376	RKJ	EET RAL	12/12/25 13:03
Total/NA	Analysis	353.2		1	102549	AA	EET ATL	12/18/25 08:32
Total/NA	Analysis	Nitrate by calc		1	104188	JO	EET ATL	12/26/25 12:05
Total/NA	Analysis	SM 4500 SO4 E		1	733982	CJK	EET PEN	12/16/25 15:29

Client Sample ID: SW-5
Date Collected: 12/11/25 09:40
Date Received: 12/11/25 17:05

Lab Sample ID: 752-40212-5
Matrix: Water

Prep Type	Batch Type	Batch Method	Run	Dilution Factor	Batch Number	Analyst	Lab	Prepared or Analyzed
Total/NA	Analysis	8260D		1	102465	Y1S	EET ATL	12/18/25 09:16
Total/NA	Prep	3511			733932	HG	EET PEN	12/16/25 11:43
Total/NA	Analysis	8270E		1	734045	VC1	EET PEN	12/17/25 17:45

Lab Chronicle

Client: S&ME Inc
Project/Site: Lyon Park

Job ID: 752-40212-1

Client Sample ID: SW-5
Date Collected: 12/11/25 09:40
Date Received: 12/11/25 17:05

Lab Sample ID: 752-40212-5
Matrix: Water

Prep Type	Batch Type	Batch Method	Run	Dilution Factor	Batch Number	Analyst	Lab	Prepared or Analyzed
Total/NA	Prep	3510C			733986	AMM	EET PEN	12/16/25 15:55
Total/NA	Analysis	8270E SIM ID		1	734280	VC1	EET PEN	12/18/25 23:28
Total Recoverable	Prep	3005A			102163	TR	EET ATL	12/17/25 10:13
Total Recoverable	Analysis	6020B		1	102762	TT	EET ATL	12/18/25 04:41
Total/NA	Prep	7470A			103610	GR	EET ATL	12/22/25 15:53
Total/NA	Analysis	7470A		1	103952	GR	EET ATL	12/22/25 16:41
Total/NA	Analysis	350.1		1	103849	TL	EET ATL	12/23/25 09:08
Total/NA	Analysis	353.2		1	14376	RKJ	EET RAL	12/12/25 13:04
Total/NA	Analysis	353.2		1	102549	AA	EET ATL	12/18/25 08:34
Total/NA	Analysis	Nitrate by calc		1	104188	JO	EET ATL	12/26/25 12:05
Total/NA	Analysis	SM 4500 SO4 E		1	733982	CJK	EET PEN	12/16/25 15:30

Client Sample ID: SW-6
Date Collected: 12/11/25 09:10
Date Received: 12/11/25 17:05

Lab Sample ID: 752-40212-6
Matrix: Water

Prep Type	Batch Type	Batch Method	Run	Dilution Factor	Batch Number	Analyst	Lab	Prepared or Analyzed
Total/NA	Analysis	8260D		1	102465	Y1S	EET ATL	12/18/25 09:41
Total/NA	Prep	3511			733932	HG	EET PEN	12/16/25 11:43
Total/NA	Analysis	8270E		1	734045	VC1	EET PEN	12/17/25 18:15
Total/NA	Prep	3510C			733986	AMM	EET PEN	12/16/25 15:55
Total/NA	Analysis	8270E SIM ID		1	734280	VC1	EET PEN	12/18/25 23:49
Total Recoverable	Prep	3005A			102163	TR	EET ATL	12/17/25 10:13
Total Recoverable	Analysis	6020B		1	102762	TT	EET ATL	12/18/25 12:38
Total/NA	Prep	7470A			103610	GR	EET ATL	12/22/25 15:53
Total/NA	Analysis	7470A		1	103952	GR	EET ATL	12/22/25 16:45
Total/NA	Analysis	350.1		1	103849	TL	EET ATL	12/23/25 09:11
Total/NA	Analysis	353.2		1	14376	RKJ	EET RAL	12/12/25 13:05
Total/NA	Analysis	353.2		1	102549	AA	EET ATL	12/18/25 08:35
Total/NA	Analysis	Nitrate by calc		1	104188	JO	EET ATL	12/26/25 12:05
Total/NA	Analysis	SM 4500 SO4 E		1	733982	CJK	EET PEN	12/16/25 15:30

Client Sample ID: SW-Dup
Date Collected: 12/11/25 00:00
Date Received: 12/11/25 17:05

Lab Sample ID: 752-40212-7
Matrix: Water

Prep Type	Batch Type	Batch Method	Run	Dilution Factor	Batch Number	Analyst	Lab	Prepared or Analyzed
Total/NA	Analysis	8260D		1	102465	Y1S	EET ATL	12/18/25 08:51
Total/NA	Prep	3511			733932	HG	EET PEN	12/16/25 11:43
Total/NA	Analysis	8270E		1	734045	VC1	EET PEN	12/17/25 18:45
Total/NA	Prep	3510C			733986	AMM	EET PEN	12/16/25 15:55
Total/NA	Analysis	8270E SIM ID		1	734280	VC1	EET PEN	12/19/25 00:11
Total Recoverable	Prep	3005A			102163	TR	EET ATL	12/17/25 10:13
Total Recoverable	Analysis	6020B		1	102762	TT	EET ATL	12/18/25 12:40

Eurofins Raleigh

Lab Chronicle

Client: S&ME Inc
Project/Site: Lyon Park

Job ID: 752-40212-1

Client Sample ID: SW-Dup
Date Collected: 12/11/25 00:00
Date Received: 12/11/25 17:05

Lab Sample ID: 752-40212-7
Matrix: Water

<u>Prep Type</u>	<u>Batch Type</u>	<u>Batch Method</u>	<u>Run</u>	<u>Dilution Factor</u>	<u>Batch Number</u>	<u>Analyst</u>	<u>Lab</u>	<u>Prepared or Analyzed</u>
Total/NA	Prep	7470A			103610	GR	EET ATL	12/22/25 15:53
Total/NA	Analysis	7470A		1	103952	GR	EET ATL	12/22/25 17:01
Total/NA	Analysis	350.1		1	103849	TL	EET ATL	12/23/25 09:14
Total/NA	Analysis	353.2		1	14376	RKJ	EET RAL	12/12/25 13:06
Total/NA	Analysis	353.2		1	102549	AA	EET ATL	12/18/25 08:37
Total/NA	Analysis	Nitrate by calc		1	104188	JO	EET ATL	12/26/25 12:05
Total/NA	Analysis	SM 4500 SO4 E		1	733982	CJK	EET PEN	12/16/25 15:31

Laboratory References:

EET ATL = Eurofins Atlanta, 3080 Presidential Dr, Atlanta, GA 30340, TEL (770)457-8177
EET PEN = Eurofins Pensacola, 3355 McLemore Drive, Pensacola, FL 32514, TEL (850)474-1001
EET RAL = Eurofins Raleigh, 104 Woodwinds Industrial Court, Suite A, Cary, NC 27511, TEL (919)467-3090



Accreditation/Certification Summary

Client: S&ME Inc
Project/Site: Lyon Park

Job ID: 752-40212-1

Laboratory: Eurofins Raleigh

The accreditations/certifications listed below are applicable to this report.

Authority	Program	Identification Number	Expiration Date
North Carolina (WW/SW)	State	591	12-31-25

Laboratory: Eurofins Atlanta

Unless otherwise noted, all analytes for this laboratory were covered under each accreditation/certification below.

Authority	Program	Identification Number	Expiration Date
North Carolina (WW/SW)	State	562	12-31-25

The following analytes are included in this report, but the laboratory is not certified by the governing authority. This list may include analytes for which the agency does not offer certification.

Analysis Method	Prep Method	Matrix	Analyte
8260D		Water	Ethyl acetate
8260D		Water	Hexane
8260D		Water	n-Heptane
Nitrate by calc		Water	Nitrate as N

Laboratory: Eurofins Pensacola

Unless otherwise noted, all analytes for this laboratory were covered under each accreditation/certification below.

Authority	Program	Identification Number	Expiration Date
North Carolina (WW/SW)	State	314	12-31-25

The following analytes are included in this report, but the laboratory is not certified by the governing authority. This list may include analytes for which the agency does not offer certification.

Analysis Method	Prep Method	Matrix	Analyte
8270E	3511	Water	3 & 4 Methylphenol
8270E	3511	Water	4-Nitrophenol

Method Summary

Client: S&ME Inc
Project/Site: Lyon Park

Job ID: 752-40212-1

Method	Method Description	Protocol	Laboratory
8260D	Volatile Organic Compounds by GC/MS	SW846	EET ATL
8270E	Semivolatile Organic Compounds (GC-MS/MS)	SW846	EET PEN
8270E SIM ID	Semivolatile Organic Compounds (GC/MS SIM / Isotope Dilution)	SW846	EET PEN
6020B	Metals (ICP/MS)	SW846	EET ATL
7470A	Mercury (CVAA)	SW846	EET ATL
350.1	Nitrogen, Ammonia (Low Level)	EPA	EET ATL
353.2	Nitrogen, Nitrate-Nitrite	EPA	EET ATL
353.2	Nitrogen, Nitrite	EPA	EET RAL
Nitrate by calc	Nitrogen, Nitrate-Nitrite	SM	EET ATL
SM 4500 SO4 E	Sulfate, Total	SM	EET PEN
3005A	Preparation, Total Recoverable or Dissolved Metals	SW846	EET ATL
3510C	Liquid-Liquid Extraction (Separatory Funnel)	SW846	EET PEN
3511	Microextraction of Organic Compounds	SW846	EET PEN
5030B	Purge and Trap	SW846	EET ATL
7470A	Preparation, Mercury	SW846	EET ATL

Protocol References:

EPA = US Environmental Protection Agency

SM = "Standard Methods For The Examination Of Water And Wastewater"

SW846 = "Test Methods For Evaluating Solid Waste, Physical/Chemical Methods", Third Edition, November 1986 And Its Updates.

Laboratory References:

EET ATL = Eurofins Atlanta, 3080 Presidential Dr, Atlanta, GA 30340, TEL (770)457-8177

EET PEN = Eurofins Pensacola, 3355 McLemore Drive, Pensacola, FL 32514, TEL (850)474-1001

EET RAL = Eurofins Raleigh, 104 Woodwinds Industrial Court, Suite A, Cary, NC 27511, TEL (919)467-3090

Sample Summary

Client: S&ME Inc
Project/Site: Lyon Park

Job ID: 752-40212-1


Lab Sample ID	Client Sample ID	Matrix	Collected	Received	Sample Origin
752-40212-1	SW-1	Water	12/11/25 11:25	12/11/25 17:05	North Carolina
752-40212-2	SW-2	Water	12/11/25 10:55	12/11/25 17:05	North Carolina
752-40212-3	SW-3	Water	12/11/25 10:30	12/11/25 17:05	North Carolina
752-40212-4	SW-4	Water	12/11/25 10:05	12/11/25 17:05	North Carolina
752-40212-5	SW-5	Water	12/11/25 09:40	12/11/25 17:05	North Carolina
752-40212-6	SW-6	Water	12/11/25 09:10	12/11/25 17:05	North Carolina
752-40212-7	SW-Dup	Water	12/11/25 00:00	12/11/25 17:05	North Carolina

- 1
- 2
- 3
- 4
- 5
- 6
- 7
- 8
- 9
- 10
- 11
- 12
- 13
- 14
- 15
- 16

Eurofins Raleigh

104 Woodwinds Industrial Court Suite A
 Cary, NC 27511
 Phone (919) 467-3090

Chain of Custody Record

Client Information		Sampler: <u>Chase Porter</u>		Lab PM: <u>Bechtold, Chad</u>		Carrier Tracking No(s):		COC No: <u>680-170209-59869.1</u>			
Client Contact: <u>Jerry Paul</u>		Phone: <u>(500) 337-7229</u>		E-Mail: <u>Chad.Bechtold@et.eurofinsus.com</u>		State of Origin:		Page: <u>1 of 1</u>			
Company: <u>S&ME Inc</u>		PWSID:		Analysis Requested						Job #:	
Address: <u>3201 Spring Forest Road</u>		Due Date Requested:		Field Filtered Sample (Yes or No) 8270E_QQG - SVOC TCL OLM4.2 8270E_SIM_ID_05 - 1,4 Dioxane 350.1 - Ammonia as N; 353.2 - NOx, Nitrate, Calc 8280D - VOC NC 02L List 6020B - PRLF Metals; 7470A - Hg 353.2_Nitrite - Nitrite (48 Hour HT) SM4500_SO4_E - Sulfate						Preservation Codes: N - None S - H2SO4 A - HCL D - HNO3	
City: <u>Raleigh</u>		TAT Requested (days): <u>STANDARD TAT</u>								Preservation Codes: N - None S - H2SO4 A - HCL D - HNO3	
State, Zip: <u>NC, 27616</u>		Compliance Project: <input type="checkbox"/> Yes <input type="checkbox"/> No								752-40212 COC 	
Phone: <u>919-872-2660(Tel) 919-876-3958(Fax)</u>		PO #: <u>230506302</u>								Other:	
Email: <u>jpaul@smeinc.com</u>		WO #:								SUPER EQUIS EDDs	
Project Name: <u>East Business Park Lyon Park</u>		Project #: <u>68026680</u>		Total Number of containers						Special Instructions/Note:	
Site:		SSOW#:									
Sample Identification		Sample Date		Sample Time		Sample Type (C=Comp, G=grab)		Matrix (W=water, S=solid, O=waste/oil, BT=Tissue, A=Air, DW=Drinking Water)		Preservation Code:	
										N N S A D N N	
<u>SW-1</u>		<u>12/11/25</u>		<u>1125</u>		<u>G</u>		<u>W</u>		<input checked="" type="checkbox"/> N <input checked="" type="checkbox"/> N <input checked="" type="checkbox"/> S <input checked="" type="checkbox"/> A <input checked="" type="checkbox"/> D <input checked="" type="checkbox"/> N <input checked="" type="checkbox"/> N	
<u>SW-2</u>		<u>↓</u>		<u>1055</u>		<u>↓</u>		<u>↓</u>		<input checked="" type="checkbox"/> N <input checked="" type="checkbox"/> N <input checked="" type="checkbox"/> S <input checked="" type="checkbox"/> A <input checked="" type="checkbox"/> D <input checked="" type="checkbox"/> N <input checked="" type="checkbox"/> N	
<u>SW-3</u>		<u>↓</u>		<u>1030</u>		<u>↓</u>		<u>↓</u>		<input checked="" type="checkbox"/> N <input checked="" type="checkbox"/> N <input checked="" type="checkbox"/> S <input checked="" type="checkbox"/> A <input checked="" type="checkbox"/> D <input checked="" type="checkbox"/> N <input checked="" type="checkbox"/> N	
<u>SW-4</u>		<u>↓</u>		<u>1005</u>		<u>↓</u>		<u>↓</u>		<input checked="" type="checkbox"/> N <input checked="" type="checkbox"/> N <input checked="" type="checkbox"/> S <input checked="" type="checkbox"/> A <input checked="" type="checkbox"/> D <input checked="" type="checkbox"/> N <input checked="" type="checkbox"/> N	
<u>SW-5</u>		<u>↓</u>		<u>0940</u>		<u>↓</u>		<u>↓</u>		<input checked="" type="checkbox"/> N <input checked="" type="checkbox"/> N <input checked="" type="checkbox"/> S <input checked="" type="checkbox"/> A <input checked="" type="checkbox"/> D <input checked="" type="checkbox"/> N <input checked="" type="checkbox"/> N	
<u>SW-6</u>		<u>↓</u>		<u>0910</u>		<u>↓</u>		<u>↓</u>		<input checked="" type="checkbox"/> N <input checked="" type="checkbox"/> N <input checked="" type="checkbox"/> S <input checked="" type="checkbox"/> A <input checked="" type="checkbox"/> D <input checked="" type="checkbox"/> N <input checked="" type="checkbox"/> N	
<u>SW-DUP</u>		<u>↓</u>		<u>---</u>		<u>↓</u>		<u>↓</u>		<input checked="" type="checkbox"/> N <input checked="" type="checkbox"/> N <input checked="" type="checkbox"/> S <input checked="" type="checkbox"/> A <input checked="" type="checkbox"/> D <input checked="" type="checkbox"/> N <input checked="" type="checkbox"/> N	
Possible Hazard Identification						Sample Disposal (A fee may be assessed if samples are retained longer than 1 month)					
<input type="checkbox"/> Non-Hazard <input type="checkbox"/> Flammable <input type="checkbox"/> Skin Irritant <input type="checkbox"/> Poison B <input type="checkbox"/> Unknown <input type="checkbox"/> Radiological						<input type="checkbox"/> Return To Client <input type="checkbox"/> Disposal By Lab <input type="checkbox"/> Archive For _____ Months					
Deliverable Requested: I, II, III, IV, Other (specify)						Special Instructions/QC Requirements:					
Empty Kit Relinquished by:		Date:		Time:		Method of Shipment:					
Relinquished by: <u>[Signature]</u>		Date/Time: <u>12-11-25 1705</u>		Company: <u>S&ME</u>		Received by: <u>[Signature]</u>		Date/Time: <u>12/16/25 1705</u>		Company: <u>Eurofins</u>	
Relinquished by:		Date/Time:		Company:		Received by:		Date/Time:		Company:	
Relinquished by:		Date/Time:		Company:		Received by:		Date/Time:		Company:	
Custody Seals Intact: <input type="checkbox"/> Yes <input type="checkbox"/> No		Custody Seal No.:		Cooler Temperature(s) °C and Other Remarks: <u>3.5 (8.3°)</u> <u>3.1 (8.9°)</u> <u>2/10/2025</u>							

Eurofins Raleigh

104 Woodwinds Industrial Court Suite A

Cary, NC 27511

Phone: 919-467-3090

Chain of Custody Record



Environment Testing

Client Information (Sub Contract Lab)				Sampler: N/A	Lab PM: Bechtold, Chad	Carrier Tracking No(s): N/A	COC No: 752-7505.1								
Client Contact: Shipping/Receiving				Phone: N/A	E-Mail: Chad.Bechtold@et.eurofinsus.com	State of Origin: North Carolina	Page: Page 1 of 1								
Company: Eurofins Environment Testing Southeast L				Accreditations Required (See note): State - North Carolina (WW/SW)			Job #: 752-40212-1								
Address: 3080 Presidential Dr,		Due Date Requested: 12/22/2025		Analysis Requested			Preservation Codes:								
City: Atlanta		TAT Requested (days): N/A													
State, Zip: GA, 30340															
Phone: 770-457-8177(Tel)		PO #: N/A													
Email: N/A		WO #: N/A													
Project Name: Lyon Park		Project #: 68026680		Total Number of containers			Other: N/A								
Site: N/A		SSOW#: N/A													
Sample Identification - Client ID (Lab ID)		Sample Date	Sample Time	Sample Type (C=Comp, G=grab)	Matrix (W=water, S=solid, O=waste/soil, BT=Tissue, A=Air)	Field Filtered Sample (Yes or No)	Perform MS/MSD (Yes or No)	6020B 3005APRLLF_16 Metals, including prep	7470A 7470A_PreMercury	350.1_LLAmmmonia	353.2Nitrate+Nitrite	Nitrate_CalcNitrate	8260D_LL 5030BYOC NC 02L List	Special Instructions/Note:	
SW-1 (752-40212-1)		12/11/25	11:25 Eastern	G	Water	X	X	X	X	X	X	X	X	5	
SW-2 (752-40212-2)		12/11/25	10:55 Eastern	G	Water	X	X	X	X	X	X	X	X	5	
SW-3 (752-40212-3)		12/11/25	10:30 Eastern	G	Water	X	X	X	X	X	X	X	X	5	
SW-4 (752-40212-4)		12/11/25	10:05 Eastern	G	Water	X	X	X	X	X	X	X	X	5	
SW-5 (752-40212-5)		12/11/25	09:40 Eastern	G	Water	X	X	X	X	X	X	X	X	5	
SW-6 (752-40212-6)		12/11/25	09:10 Eastern	G	Water	X	X	X	X	X	X	X	X	5	
SW-Dup (752-40212-7)		12/11/25	Eastern	G	Water	X	X	X	X	X	X	X	X	5	
<p>Note: Since laboratory accreditations are subject to change, Eurofins Environment Testing Southeast, LLC places the ownership of method, analyte & accreditation compliance upon our subcontract laboratories. This sample shipment is forwarded under chain-of-custody. If the laboratory does not currently maintain accreditation in the State of Origin listed above for analysis/tests/matrix being analyzed, the samples must be shipped back to the Eurofins Environment Testing Southeast, LLC laboratory or other instructions will be provided. Any changes to accreditation status should be brought to Eurofins Environment Testing Southeast, LLC attention immediately. If all requested accreditations are current to date, return the signed Chain of Custody attesting to said compliance to Eurofins Environment Testing Southeast, LLC.</p>															
Possible Hazard Identification							Sample Disposal (A fee may be assessed if samples are retained longer than 1 month)								
Unconfirmed							<input type="checkbox"/> Return To Client <input type="checkbox"/> Disposal By Lab <input type="checkbox"/> Archive For _____ Months								
Deliverable Requested: I, II, III, IV, Other (specify)				Primary Deliverable Rank: 2				Special Instructions/QC Requirements:							
Empty Kit Relinquished by:				Date:				Time:				Method of Shipment:			
Relinquished by: BA				Date/Time: 12/12/25 1630				Company:				Received by: RS			
Relinquished by:				Date/Time:				Company:				Received by: 6/15/28 1028			
Relinquished by:				Date/Time:				Company:				Received by:			
Custody Seals Intact: Δ Yes Δ No		Custody Seal No.:				Cooler Temperature(s) °C and Other Remarks: .. #2608									

- 1
- 2
- 3
- 4
- 5
- 6
- 7
- 8
- 9
- 10
- 11
- 12
- 13
- 14
- 15
- 16

Login Sample Receipt Checklist

Client: S&ME Inc

Job Number: 752-40212-1

Login Number: 40212

List Number: 1

Creator: Ortiz, Daniel

List Source: Eurofins Raleigh

Question	Answer	Comment
Radioactivity wasn't checked or is < /= background as measured by a survey meter.	N/A	
The cooler's custody seal, if present, is intact.	True	
Sample custody seals, if present, are intact.	True	
The cooler or samples do not appear to have been compromised or tampered with.	True	
Samples were received on ice.	True	
Cooler Temperature is acceptable.	True	
Cooler Temperature is recorded.	True	
COC is present.	True	
COC is filled out in ink and legible.	True	
COC is filled out with all pertinent information.	True	
Is the Field Sampler's name present on COC?	True	
There are no discrepancies between the containers received and the COC.	True	
Samples are received within Holding Time (excluding tests with immediate HTs)	True	
Sample containers have legible labels.	True	
Containers are not broken or leaking.	True	
Sample collection date/times are provided.	True	
Appropriate sample containers are used.	True	
Sample bottles are completely filled.	True	
Sample Preservation Verified.	True	
There is sufficient vol. for all requested analyses, incl. any requested MS/MSDs	True	
Containers requiring zero headspace have no headspace or bubble is <6mm (1/4").	True	
Multiphasic samples are not present.	True	
Samples do not require splitting or compositing.	True	
Residual Chlorine Checked.	N/A	



Login Sample Receipt Checklist

Client: S&ME Inc

Job Number: 752-40212-1

Login Number: 40212

List Number: 2

Creator: Stephens, Andrena

List Source: Eurofins Atlanta

List Creation: 12/15/25 01:17 PM

Question	Answer	Comment
The cooler's custody seal, if present, is intact.	True	
The cooler does not appear to have been compromised or tampered with.	True	
Samples were received on ice.	True	
Cooler Temperature is acceptable.	True	
Cooler Temperature is recorded.	True	
COC present.	True	
COC is filled out in ink and legible.	True	
COC is filled out with all pertinent information.	True	
Sample custody seals, if present, are intact.	True	
Sample collection date/times are provided.	True	
The samples do not appear to have been compromised or tampered with.	True	
Containers are not broken or leaking.	True	
There are no discrepancies between the containers received and the COC.	True	
Sample containers have legible labels.	True	
Appropriate sample containers were rec'd and sufficient volume for all analyses.	True	
Samples are received within Holding Time (excluding tests with immediate HTs).	True	
Containers requiring zero headspace have no headspace or bubble is <6mm (1/4").	True	
Is there sufficient air space in bottle for bacteriological analysis.	True	

Login Sample Receipt Checklist

Client: S&ME Inc

Job Number: 752-40212-1

Login Number: 40212
List Number: 3
Creator: Pardonner, Brett

List Source: Eurofins Pensacola
List Creation: 12/15/25 03:18 PM

Question	Answer	Comment
Radioactivity wasn't checked or is </= background as measured by a survey meter.	N/A	
The cooler's custody seal, if present, is intact.	True	
Sample custody seals, if present, are intact.	N/A	
The cooler or samples do not appear to have been compromised or tampered with.	True	
Samples were received on ice.	True	
Cooler Temperature is acceptable.	True	
Cooler Temperature is recorded.	True	2.0°C 0.0°C IR10
COC is present.	True	
COC is filled out in ink and legible.	True	
COC is filled out with all pertinent information.	True	
Is the Field Sampler's name present on COC?	True	
There are no discrepancies between the containers received and the COC.	True	
Samples are received within Holding Time (excluding tests with immediate HTs)	True	
Sample containers have legible labels.	True	
Containers are not broken or leaking.	True	
Sample collection date/times are provided.	True	
Appropriate sample containers are used.	True	
Sample bottles are completely filled.	True	
Sample Preservation Verified.	N/A	
There is sufficient vol. for all requested analyses, incl. any requested MS/MSDs	True	
Containers requiring zero headspace have no headspace or bubble is <6mm (1/4").	N/A	
Multiphasic samples are not present.	True	
Samples do not require splitting or compositing.	True	
Residual Chlorine Checked.	N/A	



- 1
- 2
- 3
- 4
- 5
- 6
- 7
- 8
- 9
- 10
- 11
- 12
- 13
- 14
- 15
- 16

ANALYTICAL REPORT

PREPARED FOR

Attn: Jerry Paul
S&ME Inc
3201 Spring Forest Road
Raleigh, North Carolina 27616

Generated 12/29/2025 5:34:13 AM

JOB DESCRIPTION

Lyon Park

JOB NUMBER

752-40147-1

Eurofins Raleigh

Job Notes

This report may not be reproduced except in full, and with written approval from the laboratory. The results relate only to the samples tested. For questions please contact the Project Manager at the e-mail address or telephone number listed on this page.

The test results in this report relate only to the samples as received by the laboratory and will meet all requirements of the methodology, with any exceptions noted. This report shall not be reproduced except in full, without the express written approval of the laboratory. All questions should be directed to the Eurofins Environment Testing Southeast, LLC Project Manager.

Authorization



Generated
12/29/2025 5:34:13 AM

Authorized for release by
Chad Bechtold, Project Manager
Chad.Bechtold@et.eurofinsus.com
(813)690-3563



Table of Contents

Cover Page	1
Table of Contents	3
Definitions/Glossary	4
Case Narrative	6
Detection Summary	8
Client Sample Results	10
Surrogate Summary	22
Isotope Dilution Summary	23
QC Sample Results	24
QC Association Summary	47
Lab Chronicle	51
Certification Summary	54
Method Summary	55
Sample Summary	56
Chain of Custody	57
Receipt Checklists	60

Definitions/Glossary

Client: S&ME Inc
Project/Site: Lyon Park

Job ID: 752-40147-1

Qualifiers

GC/MS VOA

Qualifier	Qualifier Description
*+	LCS and/or LCSD is outside acceptance limits, high biased.
E	Result exceeded calibration range.
F1	MS and/or MSD recovery exceeds control limits.
F2	MS/MSD RPD exceeds control limits
J	Result is less than the RL but greater than or equal to the MDL and the concentration is an approximate value.

GC/MS Semi VOA

Qualifier	Qualifier Description
*+	LCS and/or LCSD is outside acceptance limits, high biased.
E	Result exceeded calibration range.
F1	MS and/or MSD recovery exceeds control limits.
F2	MS/MSD RPD exceeds control limits
J	Result is less than the RL but greater than or equal to the MDL and the concentration is an approximate value.

HPLC/IC

Qualifier	Qualifier Description
J	Result is less than the RL but greater than or equal to the MDL and the concentration is an approximate value.

Metals

Qualifier	Qualifier Description
B	Compound was found in the blank and sample.
J	Result is less than the RL but greater than or equal to the MDL and the concentration is an approximate value.

General Chemistry

Qualifier	Qualifier Description
J	Result is less than the RL but greater than or equal to the MDL and the concentration is an approximate value.

Glossary

Abbreviation	These commonly used abbreviations may or may not be present in this report.
☼	Listed under the "D" column to designate that the result is reported on a dry weight basis
%R	Percent Recovery
CFL	Contains Free Liquid
CFU	Colony Forming Unit
CNF	Contains No Free Liquid
DER	Duplicate Error Ratio (normalized absolute difference)
Dil Fac	Dilution Factor
DL	Detection Limit (DoD/DOE)
DL, RA, RE, IN	Indicates a Dilution, Re-analysis, Re-extraction, or additional Initial metals/anion analysis of the sample
DLC	Decision Level Concentration (Radiochemistry)
EDL	Estimated Detection Limit (Dioxin)
LOD	Limit of Detection (DoD/DOE)
LOQ	Limit of Quantitation (DoD/DOE)
MCL	EPA recommended "Maximum Contaminant Level"
MDA	Minimum Detectable Activity (Radiochemistry)
MDC	Minimum Detectable Concentration (Radiochemistry)
MDL	Method Detection Limit
ML	Minimum Level (Dioxin)
MPN	Most Probable Number
MQL	Method Quantitation Limit
NC	Not Calculated
ND	Not Detected at the reporting limit (or MDL or EDL if shown)
NEG	Negative / Absent
POS	Positive / Present
PQL	Practical Quantitation Limit
PRES	Presumptive

Definitions/Glossary

Client: S&ME Inc
Project/Site: Lyon Park

Job ID: 752-40147-1

Glossary (Continued)

Abbreviation	These commonly used abbreviations may or may not be present in this report.
QC	Quality Control
RER	Relative Error Ratio (Radiochemistry)
RL	Reporting Limit or Requested Limit (Radiochemistry)
RPD	Relative Percent Difference, a measure of the relative difference between two points
TEF	Toxicity Equivalent Factor (Dioxin)
TEQ	Toxicity Equivalent Quotient (Dioxin)
TNTC	Too Numerous To Count

- 1
- 2
- 3
- 4
- 5
- 6
- 7
- 8
- 9
- 10
- 11
- 12
- 13
- 14
- 15
- 16

Case Narrative

Client: S&ME Inc
Project: Lyon Park

Job ID: 752-40147-1

Job ID: 752-40147-1

Eurofins Raleigh

Job Narrative 752-40147-1

The analytical test results presented in this report meet all requirements of the associated regulatory program listed on the Accreditation/Certification Summary Page, unless otherwise noted. Data qualifiers and/or narrative comments are included to explain any exceptions, if applicable. Regulated compliance samples (e.g. SDWA, NPDES) must comply with associated agency requirements/permits.

- Matrix-specific batch QC (e.g., MS, MSD, SD) may not be reported when insufficient sample volume is available or when site-specific QC samples are not submitted. In such cases, a Laboratory Control Sample Duplicate (LCSD) may be analyzed to provide precision data for the batch.
- For samples analyzed using surrogate and/or isotope dilution analytes, any recoveries falling outside of established acceptance criteria are re-prepared and/or re-analyzed to confirm results, unless the deviation is due to sample dilution or otherwise explained in the case narrative.

Receipt

The samples were received on 12/10/2025 5:15 PM. Unless otherwise noted below, the samples arrived in good condition, and, where required, properly preserved and on ice. The temperatures of the 2 coolers at receipt time were 3.7°C and 4.0°C.

GC/MS VOA

Method 8260D: The laboratory control sample (LCS) and / or laboratory control sample duplicate (LCSD) for analytical batch 705-102928 recovered outside control limits for the following analyte: Chloroethane. This analyte was biased high in the LCS and was not detected in the associated samples; therefore, the data have been reported.

Method 8260D: The laboratory control sample (LCS) for analytical batch 705-102928 recovered outside control limits for the following analyte: Bromomethane. This analyte was biased high in the LCS and was not detected in the associated samples; therefore, the data have been reported.

Method 8260D: Chloroethane is reported with an E flag in the batch QC because of calibration limitations. The samples associated with the QC were non-detect for Chloroethane. The data has been qualified and reported. (CCVIS 705-102928/1), (LCS 705-102928/1001) and (LCSD 705-102928/2)

Method 8260D: The following sample was diluted due to the nature of the sample matrix: SED-9 (752-40147-3). Elevated reporting limits (RLs) are provided.

No additional analytical or quality issues were noted, other than those described above or in the Definitions/ Glossary page.

GC/MS Semi VOA

Method 8270E_QQQ: The laboratory control sample (LCS) for preparation batch 400-733673 and analytical batch 400-733790 recovered outside control limits for the following analytes: 2,6-Dinitrotoluene, 2-Nitroaniline, 4,6-Dinitro-2-methylphenol and Caprolactam. These analytes were biased high in the LCS and were not detected in the associated samples; therefore, the data have been reported.

Method 8270E_SIM_ID_D5: The following samples were diluted due to the nature of the sample matrix: SED-7 (752-40147-1), SED-8 (752-40147-2) and SED-9 (752-40147-3). Elevated reporting limits (RLs) are provided.

No additional analytical or quality issues were noted, other than those described above or in the Definitions/ Glossary page.

HPLC/IC

No additional analytical or quality issues were noted, other than those described above or in the Definitions/ Glossary page.

Metals

Method 6020B_LL: The method blank for preparation batch 705-101906 and analytical batch 705-102374 contained Arsenic and Vanadium above the method detection limit (MDL). This target analyte concentration was less than the reporting limit (RL) in the method blank; therefore, re-extraction and/or re-analysis of samples was not performed

No additional analytical or quality issues were noted, other than those described above or in the Definitions/ Glossary page.

Eurofins Raleigh

Case Narrative

Client: S&ME Inc
Project: Lyon Park

Job ID: 752-40147-1

Job ID: 752-40147-1 (Continued)

Eurofins Raleigh

General Chemistry

No additional analytical or quality issues were noted, other than those described above or in the Definitions/ Glossary page.

- 1
- 2
- 3
- 4
- 5
- 6
- 7
- 8
- 9
- 10
- 11
- 12
- 13
- 14
- 15
- 16

Detection Summary

Client: S&ME Inc
Project/Site: Lyon Park

Job ID: 752-40147-1

Client Sample ID: SED-7

Lab Sample ID: 752-40147-1

Analyte	Result	Qualifier	RL	MDL	Unit	Dil Fac	D	Method	Prep Type
Acetone	0.0207	J	0.0659	0.0146	mg/Kg	1	✳	8260D	Total/NA
Benzo[a]anthracene	0.0544	J	0.390	0.0390	mg/Kg	1	✳	8270E	Total/NA
Benzo[a]pyrene	0.0539	J	0.390	0.0390	mg/Kg	1	✳	8270E	Total/NA
Benzo[b]fluoranthene	0.0724	J	0.390	0.00165	mg/Kg	1	✳	8270E	Total/NA
Benzo[g,h,i]perylene	0.0594	J	0.390	0.0390	mg/Kg	1	✳	8270E	Total/NA
Chrysene	0.0579	J	0.390	0.0390	mg/Kg	1	✳	8270E	Total/NA
Fluoranthene	0.125	J	0.390	0.0390	mg/Kg	1	✳	8270E	Total/NA
Indeno[1,2,3-cd]pyrene	0.0488	J	0.390	0.0390	mg/Kg	1	✳	8270E	Total/NA
Phenanthrene	0.126	J	0.390	0.0390	mg/Kg	1	✳	8270E	Total/NA
Pyrene	0.115	J	0.390	0.0390	mg/Kg	1	✳	8270E	Total/NA
Nitrate as N	1.11	J	3.02	0.877	mg/Kg	1	✳	9056A	Soluble
Antimony	0.211	J	0.846	0.193	mg/Kg	5	✳	6020B	Total/NA
Arsenic	2.31	B	0.508	0.0453	mg/Kg	5	✳	6020B	Total/NA
Barium	29.0		2.12	0.0120	mg/Kg	5	✳	6020B	Total/NA
Beryllium	0.164	J	0.423	0.0297	mg/Kg	5	✳	6020B	Total/NA
Cadmium	0.0857	J	0.423	0.0138	mg/Kg	5	✳	6020B	Total/NA
Chromium	8.11		0.846	0.174	mg/Kg	5	✳	6020B	Total/NA
Cobalt	2.95		0.635	0.0240	mg/Kg	5	✳	6020B	Total/NA
Copper	13.6		0.423	0.0440	mg/Kg	5	✳	6020B	Total/NA
Lead	34.5		0.423	0.0499	mg/Kg	5	✳	6020B	Total/NA
Manganese	84.5		0.846	0.0520	mg/Kg	5	✳	6020B	Total/NA
Nickel	8.37		0.846	0.0221	mg/Kg	5	✳	6020B	Total/NA
Silver	0.0169	J	0.212	0.00245	mg/Kg	5	✳	6020B	Total/NA
Vanadium	9.07	B	0.846	0.106	mg/Kg	5	✳	6020B	Total/NA
Zinc	61.5		2.12	1.76	mg/Kg	5	✳	6020B	Total/NA

Client Sample ID: SED-8

Lab Sample ID: 752-40147-2

Analyte	Result	Qualifier	RL	MDL	Unit	Dil Fac	D	Method	Prep Type
Acetone	0.0515	J	0.225	0.0498	mg/Kg	1	✳	8260D	Total/NA
Benzo[b]fluoranthene	0.0243	J	0.441	0.00187	mg/Kg	1	✳	8270E	Total/NA
Caprolactam	0.126	J*+	0.441	0.0441	mg/Kg	1	✳	8270E	Total/NA
Nitrate as N	1.36	J	3.35	0.971	mg/Kg	1	✳	9056A	Soluble
Sulfate	13.5		13.4	13.1	mg/Kg	1	✳	9056A	Soluble
Arsenic	0.576	B	0.512	0.0456	mg/Kg	5	✳	6020B	Total/NA
Barium	18.3		2.13	0.0121	mg/Kg	5	✳	6020B	Total/NA
Beryllium	0.0840	J	0.426	0.0299	mg/Kg	5	✳	6020B	Total/NA
Cadmium	0.0247	J	0.426	0.0139	mg/Kg	5	✳	6020B	Total/NA
Chromium	2.42		0.853	0.176	mg/Kg	5	✳	6020B	Total/NA
Cobalt	1.57		0.640	0.0241	mg/Kg	5	✳	6020B	Total/NA
Copper	4.88		0.426	0.0444	mg/Kg	5	✳	6020B	Total/NA
Lead	11.9		0.426	0.0503	mg/Kg	5	✳	6020B	Total/NA
Manganese	62.1		0.853	0.0525	mg/Kg	5	✳	6020B	Total/NA
Nickel	4.06		0.853	0.0223	mg/Kg	5	✳	6020B	Total/NA
Silver	0.00640	J	0.213	0.00247	mg/Kg	5	✳	6020B	Total/NA
Vanadium	4.99	B	0.853	0.107	mg/Kg	5	✳	6020B	Total/NA
Zinc	29.5		2.13	1.77	mg/Kg	5	✳	6020B	Total/NA

Client Sample ID: SED-9

Lab Sample ID: 752-40147-3

Analyte	Result	Qualifier	RL	MDL	Unit	Dil Fac	D	Method	Prep Type
Benzo[b]fluoranthene	0.00897	J	0.458	0.00194	mg/Kg	1	✳	8270E	Total/NA

This Detection Summary does not include radiochemical test results.

Eurofins Raleigh

Detection Summary

Client: S&ME Inc
Project/Site: Lyon Park

Job ID: 752-40147-1

Client Sample ID: SED-9 (Continued)

Lab Sample ID: 752-40147-3

Analyte	Result	Qualifier	RL	MDL	Unit	Dil	Fac	D	Method	Prep Type
Caprolactam	0.157	J *+	0.458	0.0458	mg/Kg	1		*	8270E	Total/NA
Nitrate as N	1.28	J	3.48	1.01	mg/Kg	1		*	9056A	Soluble
Arsenic	0.166	B	0.124	0.0111	mg/Kg	1		*	6020B	Total/NA
Barium	20.1		2.59	0.0147	mg/Kg	5		*	6020B	Total/NA
Beryllium	0.0725	J	0.518	0.0363	mg/Kg	5		*	6020B	Total/NA
Cadmium	0.100	J	0.518	0.0169	mg/Kg	5		*	6020B	Total/NA
Chromium	6.47		1.04	0.213	mg/Kg	5		*	6020B	Total/NA
Cobalt	2.36		0.777	0.0293	mg/Kg	5		*	6020B	Total/NA
Copper	8.56		0.518	0.0539	mg/Kg	5		*	6020B	Total/NA
Lead	17.3		0.518	0.0611	mg/Kg	5		*	6020B	Total/NA
Manganese	71.3		1.04	0.0637	mg/Kg	5		*	6020B	Total/NA
Nickel	8.12		1.04	0.0271	mg/Kg	5		*	6020B	Total/NA
Silver	0.0124	J	0.259	0.00300	mg/Kg	5		*	6020B	Total/NA
Vanadium	7.88	B	1.04	0.130	mg/Kg	5		*	6020B	Total/NA
Zinc	53.3		2.59	2.15	mg/Kg	5		*	6020B	Total/NA

This Detection Summary does not include radiochemical test results.

Client Sample Results

Client: S&ME Inc
Project/Site: Lyon Park

Job ID: 752-40147-1

Client Sample ID: SED-7

Lab Sample ID: 752-40147-1

Date Collected: 12/10/25 15:45

Matrix: Solid

Date Received: 12/10/25 17:15

Percent Solids: 82.2

Method: SW846 8260D - Volatile Organic Compounds by GC/MS

Analyte	Result	Qualifier	RL	MDL	Unit	D	Prepared	Analyzed	Dil Fac
Acetone	0.0207	J	0.0659	0.0146	mg/Kg	☼	12/14/25 11:12	12/19/25 21:55	1
Benzene	ND		0.00330	0.000498	mg/Kg	☼	12/14/25 11:12	12/19/25 21:55	1
Bromobenzene	ND		0.00330	0.000622	mg/Kg	☼	12/14/25 11:12	12/19/25 21:55	1
Bromoform	ND		0.00330	0.00140	mg/Kg	☼	12/14/25 11:12	12/19/25 21:55	1
Bromomethane	ND	*+	0.00330	0.00130	mg/Kg	☼	12/14/25 11:12	12/19/25 21:55	1
2-Butanone (MEK)	ND		0.0330	0.00366	mg/Kg	☼	12/14/25 11:12	12/19/25 21:55	1
Carbon disulfide	ND		0.00659	0.00169	mg/Kg	☼	12/14/25 11:12	12/19/25 21:55	1
Carbon tetrachloride	ND		0.00330	0.000624	mg/Kg	☼	12/14/25 11:12	12/19/25 21:55	1
Chlorobenzene	ND		0.00330	0.000553	mg/Kg	☼	12/14/25 11:12	12/19/25 21:55	1
Chlorobromomethane	ND		0.00330	0.000791	mg/Kg	☼	12/14/25 11:12	12/19/25 21:55	1
Chlorodibromomethane	ND		0.00330	0.000524	mg/Kg	☼	12/14/25 11:12	12/19/25 21:55	1
Chloroethane	ND	*+	0.00659	0.00125	mg/Kg	☼	12/14/25 11:12	12/19/25 21:55	1
Chloroform	ND		0.00330	0.000639	mg/Kg	☼	12/14/25 11:12	12/19/25 21:55	1
Chloromethane	ND		0.00659	0.000975	mg/Kg	☼	12/14/25 11:12	12/19/25 21:55	1
2-Chlorotoluene	ND		0.00330	0.000712	mg/Kg	☼	12/14/25 11:12	12/19/25 21:55	1
4-Chlorotoluene	ND		0.00330	0.000718	mg/Kg	☼	12/14/25 11:12	12/19/25 21:55	1
cis-1,2-Dichloroethene	ND		0.00330	0.000791	mg/Kg	☼	12/14/25 11:12	12/19/25 21:55	1
cis-1,3-Dichloropropene	ND		0.00330	0.000771	mg/Kg	☼	12/14/25 11:12	12/19/25 21:55	1
1,2-Dibromo-3-Chloropropane	ND		0.00330	0.00136	mg/Kg	☼	12/14/25 11:12	12/19/25 21:55	1
Dibromomethane	ND		0.00330	0.000666	mg/Kg	☼	12/14/25 11:12	12/19/25 21:55	1
1,2-Dichlorobenzene	ND		0.00330	0.000712	mg/Kg	☼	12/14/25 11:12	12/19/25 21:55	1
1,3-Dichlorobenzene	ND		0.00330	0.000525	mg/Kg	☼	12/14/25 11:12	12/19/25 21:55	1
1,4-Dichlorobenzene	ND		0.00330	0.000765	mg/Kg	☼	12/14/25 11:12	12/19/25 21:55	1
Dichlorobromomethane	ND		0.00330	0.000618	mg/Kg	☼	12/14/25 11:12	12/19/25 21:55	1
1,1-Dichloroethane	ND		0.00330	0.000596	mg/Kg	☼	12/14/25 11:12	12/19/25 21:55	1
1,2-Dichloroethane	ND		0.00330	0.000797	mg/Kg	☼	12/14/25 11:12	12/19/25 21:55	1
1,1-Dichloroethene	ND		0.00330	0.000784	mg/Kg	☼	12/14/25 11:12	12/19/25 21:55	1
1,2-Dichloropropane	ND		0.00330	0.000451	mg/Kg	☼	12/14/25 11:12	12/19/25 21:55	1
1,3-Dichloropropane	ND		0.00330	0.000758	mg/Kg	☼	12/14/25 11:12	12/19/25 21:55	1
2,2-Dichloropropane	ND		0.00330	0.000765	mg/Kg	☼	12/14/25 11:12	12/19/25 21:55	1
1,1-Dichloropropene	ND		0.00330	0.000672	mg/Kg	☼	12/14/25 11:12	12/19/25 21:55	1
Ethyl acetate	ND		0.0330	0.0330	mg/Kg	☼	12/14/25 11:12	12/19/25 21:55	1
Ethylbenzene	ND		0.00330	0.000705	mg/Kg	☼	12/14/25 11:12	12/19/25 21:55	1
Ethylene Dibromide	ND		0.00330	0.000575	mg/Kg	☼	12/14/25 11:12	12/19/25 21:55	1
Hexachlorobutadiene	ND		0.00330	0.00105	mg/Kg	☼	12/14/25 11:12	12/19/25 21:55	1
Hexane	ND		0.00659	0.00659	mg/Kg	☼	12/14/25 11:12	12/19/25 21:55	1
2-Hexanone	ND		0.00659	0.00486	mg/Kg	☼	12/14/25 11:12	12/19/25 21:55	1
Iodomethane	ND		0.00659	0.00126	mg/Kg	☼	12/14/25 11:12	12/19/25 21:55	1
Isopropylbenzene	ND		0.00330	0.000969	mg/Kg	☼	12/14/25 11:12	12/19/25 21:55	1
Isopropyl ether	ND		0.00659	0.00659	mg/Kg	☼	12/14/25 11:12	12/19/25 21:55	1
4-Isopropyltoluene	ND		0.00330	0.00224	mg/Kg	☼	12/14/25 11:12	12/19/25 21:55	1
Methylene Chloride	ND		0.0132	0.00370	mg/Kg	☼	12/14/25 11:12	12/19/25 21:55	1
4-Methyl-2-pentanone (MIBK)	ND		0.00659	0.00215	mg/Kg	☼	12/14/25 11:12	12/19/25 21:55	1
Methyl tert-butyl ether	ND		0.00330	0.00115	mg/Kg	☼	12/14/25 11:12	12/19/25 21:55	1
m-Xylene & p-Xylene	ND		0.00659	0.00143	mg/Kg	☼	12/14/25 11:12	12/19/25 21:55	1
Naphthalene	ND		0.00330	0.00254	mg/Kg	☼	12/14/25 11:12	12/19/25 21:55	1
n-Butylbenzene	ND		0.00330	0.00116	mg/Kg	☼	12/14/25 11:12	12/19/25 21:55	1
n-Heptane	ND		0.00659	0.00659	mg/Kg	☼	12/14/25 11:12	12/19/25 21:55	1
N-Propylbenzene	ND		0.00330	0.000685	mg/Kg	☼	12/14/25 11:12	12/19/25 21:55	1

Eurofins Raleigh

Client Sample Results

Client: S&ME Inc
Project/Site: Lyon Park

Job ID: 752-40147-1

Client Sample ID: SED-7

Lab Sample ID: 752-40147-1

Date Collected: 12/10/25 15:45

Matrix: Solid

Date Received: 12/10/25 17:15

Percent Solids: 82.2

Method: SW846 8260D - Volatile Organic Compounds by GC/MS (Continued)

Analyte	Result	Qualifier	RL	MDL	Unit	D	Prepared	Analyzed	Dil Fac
o-Xylene	ND		0.00330	0.000870	mg/Kg	☼	12/14/25 11:12	12/19/25 21:55	1
sec-Butylbenzene	ND		0.00330	0.000751	mg/Kg	☼	12/14/25 11:12	12/19/25 21:55	1
Styrene	ND		0.00330	0.00167	mg/Kg	☼	12/14/25 11:12	12/19/25 21:55	1
tert-Butylbenzene	ND		0.00330	0.000784	mg/Kg	☼	12/14/25 11:12	12/19/25 21:55	1
1,1,1,2-Tetrachloroethane	ND		0.00330	0.000652	mg/Kg	☼	12/14/25 11:12	12/19/25 21:55	1
1,1,2,2-Tetrachloroethane	ND		0.00330	0.000857	mg/Kg	☼	12/14/25 11:12	12/19/25 21:55	1
Tetrachloroethene	ND		0.00330	0.000536	mg/Kg	☼	12/14/25 11:12	12/19/25 21:55	1
Toluene	ND		0.00330	0.000647	mg/Kg	☼	12/14/25 11:12	12/19/25 21:55	1
trans-1,4-Dichloro-2-butene	ND		0.00659	0.00332	mg/Kg	☼	12/14/25 11:12	12/19/25 21:55	1
trans-1,2-Dichloroethene	ND		0.00330	0.000797	mg/Kg	☼	12/14/25 11:12	12/19/25 21:55	1
trans-1,3-Dichloropropene	ND		0.00330	0.000679	mg/Kg	☼	12/14/25 11:12	12/19/25 21:55	1
1,2,3-Trichlorobenzene	ND		0.00330	0.00172	mg/Kg	☼	12/14/25 11:12	12/19/25 21:55	1
1,2,4-Trichlorobenzene	ND		0.00330	0.00132	mg/Kg	☼	12/14/25 11:12	12/19/25 21:55	1
1,1,1-Trichloroethane	ND		0.00330	0.000949	mg/Kg	☼	12/14/25 11:12	12/19/25 21:55	1
1,1,2-Trichloroethane	ND		0.00330	0.000593	mg/Kg	☼	12/14/25 11:12	12/19/25 21:55	1
Trichloroethene	ND		0.00330	0.000457	mg/Kg	☼	12/14/25 11:12	12/19/25 21:55	1
Trichlorofluoromethane	ND		0.00330	0.00125	mg/Kg	☼	12/14/25 11:12	12/19/25 21:55	1
1,2,3-Trichloropropane	ND		0.00330	0.000883	mg/Kg	☼	12/14/25 11:12	12/19/25 21:55	1
1,1,2-Trichloro-1,2,2-trifluoroethane	ND		0.00659	0.000654	mg/Kg	☼	12/14/25 11:12	12/19/25 21:55	1
1,2,4-Trimethylbenzene	ND		0.00330	0.000771	mg/Kg	☼	12/14/25 11:12	12/19/25 21:55	1
1,3,5-Trimethylbenzene	ND		0.00330	0.000817	mg/Kg	☼	12/14/25 11:12	12/19/25 21:55	1
Vinyl acetate	ND		0.00659	0.00219	mg/Kg	☼	12/14/25 11:12	12/19/25 21:55	1
Vinyl chloride	ND		0.00659	0.00109	mg/Kg	☼	12/14/25 11:12	12/19/25 21:55	1
Xylenes, Total	ND		0.00330	0.000870	mg/Kg	☼	12/14/25 11:12	12/19/25 21:55	1

Surrogate	%Recovery	Qualifier	Limits	Prepared	Analyzed	Dil Fac
4-Bromofluorobenzene	103		67 - 127	12/14/25 11:12	12/19/25 21:55	1
Dibromofluoromethane	108		80 - 119	12/14/25 11:12	12/19/25 21:55	1
Toluene-d8 (Surr)	99		71 - 129	12/14/25 11:12	12/19/25 21:55	1

Method: SW846 8270E SIM ID - Semivolatile Organic Compounds (GC/MS SIM / Isotope Dilution)

Analyte	Result	Qualifier	RL	MDL	Unit	D	Prepared	Analyzed	Dil Fac
1,4-Dioxane	ND		0.00292	0.00292	mg/Kg	☼	12/12/25 13:54	12/16/25 19:05	2

Isotope Dilution	%Recovery	Qualifier	Limits	Prepared	Analyzed	Dil Fac
1,4-Dioxane-d8	55		10 - 150	12/12/25 13:54	12/16/25 19:05	2

Method: SW846 8270E - Semivolatile Organic Compounds (GC-MS/MS)

Analyte	Result	Qualifier	RL	MDL	Unit	D	Prepared	Analyzed	Dil Fac
1,1'-Biphenyl	ND		0.390	0.0113	mg/Kg	☼	12/12/25 14:03	12/15/25 23:25	1
2,4,5-Trichlorophenol	ND		0.390	0.0390	mg/Kg	☼	12/12/25 14:03	12/15/25 23:25	1
2,4,6-Trichlorophenol	ND		0.390	0.0390	mg/Kg	☼	12/12/25 14:03	12/15/25 23:25	1
2,4-Dichlorophenol	ND		0.390	0.0390	mg/Kg	☼	12/12/25 14:03	12/15/25 23:25	1
2,4-Dimethylphenol	ND		0.390	0.0390	mg/Kg	☼	12/12/25 14:03	12/15/25 23:25	1
2,4-Dinitrophenol	ND		1.17	0.0390	mg/Kg	☼	12/12/25 14:03	12/15/25 23:25	1
2,4-Dinitrotoluene	ND		0.390	0.0390	mg/Kg	☼	12/12/25 14:03	12/15/25 23:25	1
2,6-Dinitrotoluene	ND	F1 *+	0.390	0.0390	mg/Kg	☼	12/12/25 14:03	12/15/25 23:25	1
2-Chloronaphthalene	ND		0.390	0.0390	mg/Kg	☼	12/12/25 14:03	12/15/25 23:25	1
2-Chlorophenol	ND		0.390	0.0390	mg/Kg	☼	12/12/25 14:03	12/15/25 23:25	1
2-Methylnaphthalene	ND		0.390	0.0390	mg/Kg	☼	12/12/25 14:03	12/15/25 23:25	1
2-Methylphenol	ND		0.390	0.0390	mg/Kg	☼	12/12/25 14:03	12/15/25 23:25	1

Eurofins Raleigh

Client Sample Results

Client: S&ME Inc
Project/Site: Lyon Park

Job ID: 752-40147-1

Client Sample ID: SED-7

Lab Sample ID: 752-40147-1

Date Collected: 12/10/25 15:45

Matrix: Solid

Date Received: 12/10/25 17:15

Percent Solids: 82.2

Method: SW846 8270E - Semivolatile Organic Compounds (GC-MS/MS) (Continued)

Analyte	Result	Qualifier	RL	MDL	Unit	D	Prepared	Analyzed	Dil Fac
2-Nitroaniline	ND	F1 *+	0.390	0.0390	mg/Kg	☼	12/12/25 14:03	12/15/25 23:25	1
2-Nitrophenol	ND	F1	0.390	0.0390	mg/Kg	☼	12/12/25 14:03	12/15/25 23:25	1
3 & 4 Methylphenol	ND		0.780	0.0390	mg/Kg	☼	12/12/25 14:03	12/15/25 23:25	1
3,3'-Dichlorobenzidine	ND		0.390	0.0390	mg/Kg	☼	12/12/25 14:03	12/15/25 23:25	1
3-Nitroaniline	ND		0.390	0.0390	mg/Kg	☼	12/12/25 14:03	12/15/25 23:25	1
4,6-Dinitro-2-methylphenol	ND	F1 *+	0.390	0.0390	mg/Kg	☼	12/12/25 14:03	12/15/25 23:25	1
4-Bromophenyl phenyl ether	ND		0.390	0.0390	mg/Kg	☼	12/12/25 14:03	12/15/25 23:25	1
4-Chloro-3-methylphenol	ND		0.390	0.0390	mg/Kg	☼	12/12/25 14:03	12/15/25 23:25	1
4-Chloroaniline	ND		0.390	0.0390	mg/Kg	☼	12/12/25 14:03	12/15/25 23:25	1
4-Chlorophenyl phenyl ether	ND		0.390	0.0390	mg/Kg	☼	12/12/25 14:03	12/15/25 23:25	1
4-Nitroaniline	ND		0.390	0.0390	mg/Kg	☼	12/12/25 14:03	12/15/25 23:25	1
4-Nitrophenol	ND		0.390	0.0390	mg/Kg	☼	12/12/25 14:03	12/15/25 23:25	1
Acenaphthene	ND		0.390	0.0390	mg/Kg	☼	12/12/25 14:03	12/15/25 23:25	1
Acenaphthylene	ND		0.390	0.0390	mg/Kg	☼	12/12/25 14:03	12/15/25 23:25	1
Acetophenone	ND		0.390	0.0390	mg/Kg	☼	12/12/25 14:03	12/15/25 23:25	1
Anthracene	ND		0.390	0.0390	mg/Kg	☼	12/12/25 14:03	12/15/25 23:25	1
Atrazine	ND		0.390	0.0390	mg/Kg	☼	12/12/25 14:03	12/15/25 23:25	1
Benzaldehyde	ND		0.390	0.0390	mg/Kg	☼	12/12/25 14:03	12/15/25 23:25	1
Benzo[a]anthracene	0.0544	J	0.390	0.0390	mg/Kg	☼	12/12/25 14:03	12/15/25 23:25	1
Benzo[a]pyrene	0.0539	J	0.390	0.0390	mg/Kg	☼	12/12/25 14:03	12/15/25 23:25	1
Benzo[b]fluoranthene	0.0724	J	0.390	0.00165	mg/Kg	☼	12/12/25 14:03	12/15/25 23:25	1
Benzo[g,h,i]perylene	0.0594	J	0.390	0.0390	mg/Kg	☼	12/12/25 14:03	12/15/25 23:25	1
Benzo[k]fluoranthene	ND		0.390	0.0390	mg/Kg	☼	12/12/25 14:03	12/15/25 23:25	1
bis (2-chloroisopropyl) ether	ND		0.390	0.0390	mg/Kg	☼	12/12/25 14:03	12/15/25 23:25	1
Bis(2-chloroethoxy)methane	ND		0.390	0.0390	mg/Kg	☼	12/12/25 14:03	12/15/25 23:25	1
Bis(2-chloroethyl)ether	ND		0.390	0.0390	mg/Kg	☼	12/12/25 14:03	12/15/25 23:25	1
Bis(2-ethylhexyl) phthalate	ND		0.390	0.118	mg/Kg	☼	12/12/25 14:03	12/15/25 23:25	1
Butyl benzyl phthalate	ND		0.390	0.0390	mg/Kg	☼	12/12/25 14:03	12/15/25 23:25	1
Caprolactam	ND	F1 *+	0.390	0.0390	mg/Kg	☼	12/12/25 14:03	12/15/25 23:25	1
Carbazole	ND		0.390	0.0390	mg/Kg	☼	12/12/25 14:03	12/15/25 23:25	1
Chrysene	0.0579	J	0.390	0.0390	mg/Kg	☼	12/12/25 14:03	12/15/25 23:25	1
Dibenz(a,h)anthracene	ND		0.390	0.0390	mg/Kg	☼	12/12/25 14:03	12/15/25 23:25	1
Dibenzofuran	ND		0.390	0.0390	mg/Kg	☼	12/12/25 14:03	12/15/25 23:25	1
Diethyl phthalate	ND		0.390	0.0390	mg/Kg	☼	12/12/25 14:03	12/15/25 23:25	1
Dimethyl phthalate	ND		0.390	0.0390	mg/Kg	☼	12/12/25 14:03	12/15/25 23:25	1
Di-n-butyl phthalate	ND		1.17	0.354	mg/Kg	☼	12/12/25 14:03	12/15/25 23:25	1
Di-n-octyl phthalate	ND	F1	0.390	0.0390	mg/Kg	☼	12/12/25 14:03	12/15/25 23:25	1
Fluoranthene	0.125	J	0.390	0.0390	mg/Kg	☼	12/12/25 14:03	12/15/25 23:25	1
Fluorene	ND		0.390	0.0390	mg/Kg	☼	12/12/25 14:03	12/15/25 23:25	1
Hexachlorobenzene	ND		0.390	0.0390	mg/Kg	☼	12/12/25 14:03	12/15/25 23:25	1
Hexachlorobutadiene	ND		0.390	0.0390	mg/Kg	☼	12/12/25 14:03	12/15/25 23:25	1
Hexachlorocyclopentadiene	ND		0.390	0.0390	mg/Kg	☼	12/12/25 14:03	12/15/25 23:25	1
Hexachloroethane	ND		0.390	0.0390	mg/Kg	☼	12/12/25 14:03	12/15/25 23:25	1
Indeno[1,2,3-cd]pyrene	0.0488	J	0.390	0.0390	mg/Kg	☼	12/12/25 14:03	12/15/25 23:25	1
Isophorone	ND		0.390	0.0390	mg/Kg	☼	12/12/25 14:03	12/15/25 23:25	1
Naphthalene	ND		0.390	0.0390	mg/Kg	☼	12/12/25 14:03	12/15/25 23:25	1
Nitrobenzene	ND		0.390	0.0390	mg/Kg	☼	12/12/25 14:03	12/15/25 23:25	1
N-Nitrosodi-n-propylamine	ND		0.390	0.0390	mg/Kg	☼	12/12/25 14:03	12/15/25 23:25	1
N-Nitrosodiphenylamine	ND		0.390	0.0390	mg/Kg	☼	12/12/25 14:03	12/15/25 23:25	1

Eurofins Raleigh

Client Sample Results

Client: S&ME Inc
Project/Site: Lyon Park

Job ID: 752-40147-1

Client Sample ID: SED-7

Lab Sample ID: 752-40147-1

Date Collected: 12/10/25 15:45

Matrix: Solid

Date Received: 12/10/25 17:15

Percent Solids: 82.2

Method: SW846 8270E - Semivolatile Organic Compounds (GC-MS/MS) (Continued)

Analyte	Result	Qualifier	RL	MDL	Unit	D	Prepared	Analyzed	Dil Fac
Pentachlorophenol	ND	F2 F1	0.390	0.0390	mg/Kg	☼	12/12/25 14:03	12/15/25 23:25	1
Phenanthrene	0.126	J	0.390	0.0390	mg/Kg	☼	12/12/25 14:03	12/15/25 23:25	1
Phenol	ND		0.390	0.0390	mg/Kg	☼	12/12/25 14:03	12/15/25 23:25	1
Pyrene	0.115	J	0.390	0.0390	mg/Kg	☼	12/12/25 14:03	12/15/25 23:25	1
Surrogate	%Recovery	Qualifier	Limits				Prepared	Analyzed	Dil Fac
2,4,6-Tribromophenol (Surr)	68		40 - 140				12/12/25 14:03	12/15/25 23:25	1
2-Fluorobiphenyl (Surr)	105		40 - 140				12/12/25 14:03	12/15/25 23:25	1
2-Fluorophenol (Surr)	113		40 - 140				12/12/25 14:03	12/15/25 23:25	1
Nitrobenzene-d5 (Surr)	107		40 - 140				12/12/25 14:03	12/15/25 23:25	1
Phenol-d5 (Surr)	94		40 - 140				12/12/25 14:03	12/15/25 23:25	1
Terphenyl-d14 (Surr)	111		40 - 140				12/12/25 14:03	12/15/25 23:25	1

Method: SW846 9056A - Anions, Ion Chromatography - Soluble

Analyte	Result	Qualifier	RL	MDL	Unit	D	Prepared	Analyzed	Dil Fac
Nitrate as N	1.11	J	3.02	0.877	mg/Kg	☼		12/19/25 04:54	1
Sulfate	ND		12.1	11.9	mg/Kg	☼		12/19/25 04:54	1

Method: SW846 6020B - Metals (ICP/MS)

Analyte	Result	Qualifier	RL	MDL	Unit	D	Prepared	Analyzed	Dil Fac
Antimony	0.211	J	0.846	0.193	mg/Kg	☼	12/16/25 06:55	12/17/25 02:12	5
Arsenic	2.31	B	0.508	0.0453	mg/Kg	☼	12/16/25 06:55	12/17/25 02:12	5
Barium	29.0		2.12	0.0120	mg/Kg	☼	12/16/25 06:55	12/17/25 02:12	5
Beryllium	0.164	J	0.423	0.0297	mg/Kg	☼	12/16/25 06:55	12/17/25 02:12	5
Cadmium	0.0857	J	0.423	0.0138	mg/Kg	☼	12/16/25 06:55	12/17/25 02:12	5
Chromium	8.11		0.846	0.174	mg/Kg	☼	12/16/25 06:55	12/17/25 02:12	5
Cobalt	2.95		0.635	0.0240	mg/Kg	☼	12/16/25 06:55	12/17/25 02:12	5
Copper	13.6		0.423	0.0440	mg/Kg	☼	12/16/25 06:55	12/17/25 02:12	5
Lead	34.5		0.423	0.0499	mg/Kg	☼	12/16/25 06:55	12/17/25 02:12	5
Manganese	84.5		0.846	0.0520	mg/Kg	☼	12/16/25 06:55	12/17/25 02:12	5
Nickel	8.37		0.846	0.0221	mg/Kg	☼	12/16/25 06:55	12/17/25 02:12	5
Selenium	ND		2.12	0.150	mg/Kg	☼	12/16/25 06:55	12/17/25 02:12	5
Silver	0.0169	J	0.212	0.00245	mg/Kg	☼	12/16/25 06:55	12/17/25 02:12	5
Thallium	ND		0.592	0.0357	mg/Kg	☼	12/16/25 06:55	12/17/25 02:12	5
Vanadium	9.07	B	0.846	0.106	mg/Kg	☼	12/16/25 06:55	12/17/25 02:12	5
Zinc	61.5		2.12	1.76	mg/Kg	☼	12/16/25 06:55	12/17/25 02:12	5

Method: SW846 7471B - Mercury (CVAA)

Analyte	Result	Qualifier	RL	MDL	Unit	D	Prepared	Analyzed	Dil Fac
Mercury	ND		0.117	0.0171	mg/Kg	☼	12/16/25 11:33	12/17/25 11:31	1

General Chemistry

Analyte	Result	Qualifier	RL	MDL	Unit	D	Prepared	Analyzed	Dil Fac
Cr (VI) (SW846 7199)	ND		1.11	0.111	mg/Kg	☼	12/15/25 10:02	12/18/25 01:12	1

General Chemistry - Soluble

Analyte	Result	Qualifier	RL	MDL	Unit	D	Prepared	Analyzed	Dil Fac
Ammonia (as N) (EPA 350.1)	ND		1.18	0.377	mg/Kg	☼		12/19/25 13:11	1

Client Sample Results

Client: S&ME Inc
Project/Site: Lyon Park

Job ID: 752-40147-1

Client Sample ID: SED-8

Lab Sample ID: 752-40147-2

Date Collected: 12/10/25 15:15

Matrix: Solid

Date Received: 12/10/25 17:15

Percent Solids: 74.4

Method: SW846 8260D - Volatile Organic Compounds by GC/MS

Analyte	Result	Qualifier	RL	MDL	Unit	D	Prepared	Analyzed	Dil Fac
Acetone	0.0515	J	0.225	0.0498	mg/Kg	✳	12/14/25 11:12	12/19/25 17:26	1
Benzene	ND		0.0113	0.00170	mg/Kg	✳	12/14/25 11:12	12/19/25 17:26	1
Bromobenzene	ND		0.0113	0.00212	mg/Kg	✳	12/14/25 11:12	12/19/25 17:26	1
Bromoform	ND		0.0113	0.00477	mg/Kg	✳	12/14/25 11:12	12/19/25 17:26	1
Bromomethane	ND	*+	0.0113	0.00444	mg/Kg	✳	12/14/25 11:12	12/19/25 17:26	1
2-Butanone (MEK)	ND		0.113	0.0125	mg/Kg	✳	12/14/25 11:12	12/19/25 17:26	1
Carbon disulfide	ND		0.0225	0.00576	mg/Kg	✳	12/14/25 11:12	12/19/25 17:26	1
Carbon tetrachloride	ND		0.0113	0.00213	mg/Kg	✳	12/14/25 11:12	12/19/25 17:26	1
Chlorobenzene	ND		0.0113	0.00189	mg/Kg	✳	12/14/25 11:12	12/19/25 17:26	1
Chlorobromomethane	ND		0.0113	0.00270	mg/Kg	✳	12/14/25 11:12	12/19/25 17:26	1
Chlorodibromomethane	ND		0.0113	0.00179	mg/Kg	✳	12/14/25 11:12	12/19/25 17:26	1
Chloroethane	ND	*+	0.0225	0.00426	mg/Kg	✳	12/14/25 11:12	12/19/25 17:26	1
Chloroform	ND		0.0113	0.00218	mg/Kg	✳	12/14/25 11:12	12/19/25 17:26	1
Chloromethane	ND		0.0225	0.00333	mg/Kg	✳	12/14/25 11:12	12/19/25 17:26	1
2-Chlorotoluene	ND		0.0113	0.00243	mg/Kg	✳	12/14/25 11:12	12/19/25 17:26	1
4-Chlorotoluene	ND		0.0113	0.00245	mg/Kg	✳	12/14/25 11:12	12/19/25 17:26	1
cis-1,2-Dichloroethene	ND		0.0113	0.00270	mg/Kg	✳	12/14/25 11:12	12/19/25 17:26	1
cis-1,3-Dichloropropene	ND		0.0113	0.00263	mg/Kg	✳	12/14/25 11:12	12/19/25 17:26	1
1,2-Dibromo-3-Chloropropane	ND		0.0113	0.00464	mg/Kg	✳	12/14/25 11:12	12/19/25 17:26	1
Dibromomethane	ND		0.0113	0.00227	mg/Kg	✳	12/14/25 11:12	12/19/25 17:26	1
1,2-Dichlorobenzene	ND		0.0113	0.00243	mg/Kg	✳	12/14/25 11:12	12/19/25 17:26	1
1,3-Dichlorobenzene	ND		0.0113	0.00179	mg/Kg	✳	12/14/25 11:12	12/19/25 17:26	1
1,4-Dichlorobenzene	ND		0.0113	0.00261	mg/Kg	✳	12/14/25 11:12	12/19/25 17:26	1
Dichlorobromomethane	ND		0.0113	0.00211	mg/Kg	✳	12/14/25 11:12	12/19/25 17:26	1
1,1-Dichloroethane	ND		0.0113	0.00204	mg/Kg	✳	12/14/25 11:12	12/19/25 17:26	1
1,2-Dichloroethane	ND		0.0113	0.00272	mg/Kg	✳	12/14/25 11:12	12/19/25 17:26	1
1,1-Dichloroethene	ND		0.0113	0.00268	mg/Kg	✳	12/14/25 11:12	12/19/25 17:26	1
1,2-Dichloropropane	ND		0.0113	0.00154	mg/Kg	✳	12/14/25 11:12	12/19/25 17:26	1
1,3-Dichloropropane	ND		0.0113	0.00259	mg/Kg	✳	12/14/25 11:12	12/19/25 17:26	1
2,2-Dichloropropane	ND		0.0113	0.00261	mg/Kg	✳	12/14/25 11:12	12/19/25 17:26	1
1,1-Dichloropropene	ND		0.0113	0.00230	mg/Kg	✳	12/14/25 11:12	12/19/25 17:26	1
Ethyl acetate	ND		0.113	0.113	mg/Kg	✳	12/14/25 11:12	12/19/25 17:26	1
Ethylbenzene	ND		0.0113	0.00241	mg/Kg	✳	12/14/25 11:12	12/19/25 17:26	1
Ethylene Dibromide	ND		0.0113	0.00197	mg/Kg	✳	12/14/25 11:12	12/19/25 17:26	1
Hexachlorobutadiene	ND		0.0113	0.00360	mg/Kg	✳	12/14/25 11:12	12/19/25 17:26	1
Hexane	ND		0.0225	0.0225	mg/Kg	✳	12/14/25 11:12	12/19/25 17:26	1
2-Hexanone	ND		0.0225	0.0166	mg/Kg	✳	12/14/25 11:12	12/19/25 17:26	1
Iodomethane	ND		0.0225	0.00430	mg/Kg	✳	12/14/25 11:12	12/19/25 17:26	1
Isopropylbenzene	ND		0.0113	0.00331	mg/Kg	✳	12/14/25 11:12	12/19/25 17:26	1
Isopropyl ether	ND		0.0225	0.0225	mg/Kg	✳	12/14/25 11:12	12/19/25 17:26	1
4-Isopropyltoluene	ND		0.0113	0.00765	mg/Kg	✳	12/14/25 11:12	12/19/25 17:26	1
Methylene Chloride	ND		0.0450	0.0127	mg/Kg	✳	12/14/25 11:12	12/19/25 17:26	1
4-Methyl-2-pentanone (MIBK)	ND		0.0225	0.00734	mg/Kg	✳	12/14/25 11:12	12/19/25 17:26	1
Methyl tert-butyl ether	ND		0.0113	0.00394	mg/Kg	✳	12/14/25 11:12	12/19/25 17:26	1
m-Xylene & p-Xylene	ND		0.0225	0.00489	mg/Kg	✳	12/14/25 11:12	12/19/25 17:26	1
Naphthalene	ND		0.0113	0.00867	mg/Kg	✳	12/14/25 11:12	12/19/25 17:26	1
n-Butylbenzene	ND		0.0113	0.00396	mg/Kg	✳	12/14/25 11:12	12/19/25 17:26	1
n-Heptane	ND		0.0225	0.0225	mg/Kg	✳	12/14/25 11:12	12/19/25 17:26	1
N-Propylbenzene	ND		0.0113	0.00234	mg/Kg	✳	12/14/25 11:12	12/19/25 17:26	1

Eurofins Raleigh

Client Sample Results

Client: S&ME Inc
Project/Site: Lyon Park

Job ID: 752-40147-1

Client Sample ID: SED-8

Lab Sample ID: 752-40147-2

Date Collected: 12/10/25 15:15

Matrix: Solid

Date Received: 12/10/25 17:15

Percent Solids: 74.4

Method: SW846 8260D - Volatile Organic Compounds by GC/MS (Continued)

Analyte	Result	Qualifier	RL	MDL	Unit	D	Prepared	Analyzed	Dil Fac
o-Xylene	ND		0.0113	0.00297	mg/Kg	☼	12/14/25 11:12	12/19/25 17:26	1
sec-Butylbenzene	ND		0.0113	0.00257	mg/Kg	☼	12/14/25 11:12	12/19/25 17:26	1
Styrene	ND		0.0113	0.00572	mg/Kg	☼	12/14/25 11:12	12/19/25 17:26	1
tert-Butylbenzene	ND		0.0113	0.00268	mg/Kg	☼	12/14/25 11:12	12/19/25 17:26	1
1,1,1,2-Tetrachloroethane	ND		0.0113	0.00223	mg/Kg	☼	12/14/25 11:12	12/19/25 17:26	1
1,1,2,2-Tetrachloroethane	ND		0.0113	0.00293	mg/Kg	☼	12/14/25 11:12	12/19/25 17:26	1
Tetrachloroethene	ND		0.0113	0.00183	mg/Kg	☼	12/14/25 11:12	12/19/25 17:26	1
Toluene	ND		0.0113	0.00221	mg/Kg	☼	12/14/25 11:12	12/19/25 17:26	1
trans-1,4-Dichloro-2-butene	ND		0.0225	0.0113	mg/Kg	☼	12/14/25 11:12	12/19/25 17:26	1
trans-1,2-Dichloroethene	ND		0.0113	0.00272	mg/Kg	☼	12/14/25 11:12	12/19/25 17:26	1
trans-1,3-Dichloropropene	ND		0.0113	0.00232	mg/Kg	☼	12/14/25 11:12	12/19/25 17:26	1
1,2,3-Trichlorobenzene	ND		0.0113	0.00588	mg/Kg	☼	12/14/25 11:12	12/19/25 17:26	1
1,2,4-Trichlorobenzene	ND		0.0113	0.00453	mg/Kg	☼	12/14/25 11:12	12/19/25 17:26	1
1,1,1-Trichloroethane	ND		0.0113	0.00324	mg/Kg	☼	12/14/25 11:12	12/19/25 17:26	1
1,1,2-Trichloroethane	ND		0.0113	0.00203	mg/Kg	☼	12/14/25 11:12	12/19/25 17:26	1
Trichloroethene	ND		0.0113	0.00156	mg/Kg	☼	12/14/25 11:12	12/19/25 17:26	1
Trichlorofluoromethane	ND		0.0113	0.00426	mg/Kg	☼	12/14/25 11:12	12/19/25 17:26	1
1,2,3-Trichloropropane	ND		0.0113	0.00302	mg/Kg	☼	12/14/25 11:12	12/19/25 17:26	1
1,1,2-Trichloro-1,2,2-trifluoroethane	ND		0.0225	0.00224	mg/Kg	☼	12/14/25 11:12	12/19/25 17:26	1
1,2,4-Trimethylbenzene	ND		0.0113	0.00263	mg/Kg	☼	12/14/25 11:12	12/19/25 17:26	1
1,3,5-Trimethylbenzene	ND		0.0113	0.00279	mg/Kg	☼	12/14/25 11:12	12/19/25 17:26	1
Vinyl acetate	ND		0.0225	0.00747	mg/Kg	☼	12/14/25 11:12	12/19/25 17:26	1
Vinyl chloride	ND		0.0225	0.00371	mg/Kg	☼	12/14/25 11:12	12/19/25 17:26	1
Xylenes, Total	ND		0.0113	0.00297	mg/Kg	☼	12/14/25 11:12	12/19/25 17:26	1

Surrogate	%Recovery	Qualifier	Limits	Prepared	Analyzed	Dil Fac
4-Bromofluorobenzene	100		67 - 127	12/14/25 11:12	12/19/25 17:26	1
Dibromofluoromethane	104		80 - 119	12/14/25 11:12	12/19/25 17:26	1
Toluene-d8 (Surr)	97		71 - 129	12/14/25 11:12	12/19/25 17:26	1

Method: SW846 8270E SIM ID - Semivolatile Organic Compounds (GC/MS SIM / Isotope Dilution)

Analyte	Result	Qualifier	RL	MDL	Unit	D	Prepared	Analyzed	Dil Fac
1,4-Dioxane	ND		0.00321	0.00321	mg/Kg	☼	12/12/25 13:54	12/16/25 19:26	2

Isotope Dilution	%Recovery	Qualifier	Limits	Prepared	Analyzed	Dil Fac
1,4-Dioxane-d8	57		10 - 150	12/12/25 13:54	12/16/25 19:26	2

Method: SW846 8270E - Semivolatile Organic Compounds (GC-MS/MS)

Analyte	Result	Qualifier	RL	MDL	Unit	D	Prepared	Analyzed	Dil Fac
1,1'-Biphenyl	ND		0.441	0.0128	mg/Kg	☼	12/12/25 14:03	12/15/25 23:55	1
2,4,5-Trichlorophenol	ND		0.441	0.0441	mg/Kg	☼	12/12/25 14:03	12/15/25 23:55	1
2,4,6-Trichlorophenol	ND		0.441	0.0441	mg/Kg	☼	12/12/25 14:03	12/15/25 23:55	1
2,4-Dichlorophenol	ND		0.441	0.0441	mg/Kg	☼	12/12/25 14:03	12/15/25 23:55	1
2,4-Dimethylphenol	ND		0.441	0.0441	mg/Kg	☼	12/12/25 14:03	12/15/25 23:55	1
2,4-Dinitrophenol	ND		1.32	0.0441	mg/Kg	☼	12/12/25 14:03	12/15/25 23:55	1
2,4-Dinitrotoluene	ND		0.441	0.0441	mg/Kg	☼	12/12/25 14:03	12/15/25 23:55	1
2,6-Dinitrotoluene	ND	*+	0.441	0.0441	mg/Kg	☼	12/12/25 14:03	12/15/25 23:55	1
2-Chloronaphthalene	ND		0.441	0.0441	mg/Kg	☼	12/12/25 14:03	12/15/25 23:55	1
2-Chlorophenol	ND		0.441	0.0441	mg/Kg	☼	12/12/25 14:03	12/15/25 23:55	1
2-Methylnaphthalene	ND		0.441	0.0441	mg/Kg	☼	12/12/25 14:03	12/15/25 23:55	1
2-Methylphenol	ND		0.441	0.0441	mg/Kg	☼	12/12/25 14:03	12/15/25 23:55	1

Eurofins Raleigh

Client Sample Results

Client: S&ME Inc
Project/Site: Lyon Park

Job ID: 752-40147-1

Client Sample ID: SED-8

Lab Sample ID: 752-40147-2

Date Collected: 12/10/25 15:15

Matrix: Solid

Date Received: 12/10/25 17:15

Percent Solids: 74.4

Method: SW846 8270E - Semivolatile Organic Compounds (GC-MS/MS) (Continued)

Analyte	Result	Qualifier	RL	MDL	Unit	D	Prepared	Analyzed	Dil Fac
2-Nitroaniline	ND	*+	0.441	0.0441	mg/Kg	☼	12/12/25 14:03	12/15/25 23:55	1
2-Nitrophenol	ND		0.441	0.0441	mg/Kg	☼	12/12/25 14:03	12/15/25 23:55	1
3 & 4 Methylphenol	ND		0.882	0.0441	mg/Kg	☼	12/12/25 14:03	12/15/25 23:55	1
3,3'-Dichlorobenzidine	ND		0.441	0.0441	mg/Kg	☼	12/12/25 14:03	12/15/25 23:55	1
3-Nitroaniline	ND		0.441	0.0441	mg/Kg	☼	12/12/25 14:03	12/15/25 23:55	1
4,6-Dinitro-2-methylphenol	ND	*+	0.441	0.0441	mg/Kg	☼	12/12/25 14:03	12/15/25 23:55	1
4-Bromophenyl phenyl ether	ND		0.441	0.0441	mg/Kg	☼	12/12/25 14:03	12/15/25 23:55	1
4-Chloro-3-methylphenol	ND		0.441	0.0441	mg/Kg	☼	12/12/25 14:03	12/15/25 23:55	1
4-Chloroaniline	ND		0.441	0.0441	mg/Kg	☼	12/12/25 14:03	12/15/25 23:55	1
4-Chlorophenyl phenyl ether	ND		0.441	0.0441	mg/Kg	☼	12/12/25 14:03	12/15/25 23:55	1
4-Nitroaniline	ND		0.441	0.0441	mg/Kg	☼	12/12/25 14:03	12/15/25 23:55	1
4-Nitrophenol	ND		0.441	0.0441	mg/Kg	☼	12/12/25 14:03	12/15/25 23:55	1
Acenaphthene	ND		0.441	0.0441	mg/Kg	☼	12/12/25 14:03	12/15/25 23:55	1
Acenaphthylene	ND		0.441	0.0441	mg/Kg	☼	12/12/25 14:03	12/15/25 23:55	1
Acetophenone	ND		0.441	0.0441	mg/Kg	☼	12/12/25 14:03	12/15/25 23:55	1
Anthracene	ND		0.441	0.0441	mg/Kg	☼	12/12/25 14:03	12/15/25 23:55	1
Atrazine	ND		0.441	0.0441	mg/Kg	☼	12/12/25 14:03	12/15/25 23:55	1
Benzaldehyde	ND		0.441	0.0441	mg/Kg	☼	12/12/25 14:03	12/15/25 23:55	1
Benzo[a]anthracene	ND		0.441	0.0441	mg/Kg	☼	12/12/25 14:03	12/15/25 23:55	1
Benzo[a]pyrene	ND		0.441	0.0441	mg/Kg	☼	12/12/25 14:03	12/15/25 23:55	1
Benzo[b]fluoranthene	0.0243	J	0.441	0.00187	mg/Kg	☼	12/12/25 14:03	12/15/25 23:55	1
Benzo[g,h,i]perylene	ND		0.441	0.0441	mg/Kg	☼	12/12/25 14:03	12/15/25 23:55	1
Benzo[k]fluoranthene	ND		0.441	0.0441	mg/Kg	☼	12/12/25 14:03	12/15/25 23:55	1
bis (2-chloroisopropyl) ether	ND		0.441	0.0441	mg/Kg	☼	12/12/25 14:03	12/15/25 23:55	1
Bis(2-chloroethoxy)methane	ND		0.441	0.0441	mg/Kg	☼	12/12/25 14:03	12/15/25 23:55	1
Bis(2-chloroethyl)ether	ND		0.441	0.0441	mg/Kg	☼	12/12/25 14:03	12/15/25 23:55	1
Bis(2-ethylhexyl) phthalate	ND		0.441	0.134	mg/Kg	☼	12/12/25 14:03	12/15/25 23:55	1
Butyl benzyl phthalate	ND		0.441	0.0441	mg/Kg	☼	12/12/25 14:03	12/15/25 23:55	1
Caprolactam	0.126	J*+	0.441	0.0441	mg/Kg	☼	12/12/25 14:03	12/15/25 23:55	1
Carbazole	ND		0.441	0.0441	mg/Kg	☼	12/12/25 14:03	12/15/25 23:55	1
Chrysene	ND		0.441	0.0441	mg/Kg	☼	12/12/25 14:03	12/15/25 23:55	1
Dibenz(a,h)anthracene	ND		0.441	0.0441	mg/Kg	☼	12/12/25 14:03	12/15/25 23:55	1
Dibenzofuran	ND		0.441	0.0441	mg/Kg	☼	12/12/25 14:03	12/15/25 23:55	1
Diethyl phthalate	ND		0.441	0.0441	mg/Kg	☼	12/12/25 14:03	12/15/25 23:55	1
Dimethyl phthalate	ND		0.441	0.0441	mg/Kg	☼	12/12/25 14:03	12/15/25 23:55	1
Di-n-butyl phthalate	ND		1.32	0.401	mg/Kg	☼	12/12/25 14:03	12/15/25 23:55	1
Di-n-octyl phthalate	ND		0.441	0.0441	mg/Kg	☼	12/12/25 14:03	12/15/25 23:55	1
Fluoranthene	ND		0.441	0.0441	mg/Kg	☼	12/12/25 14:03	12/15/25 23:55	1
Fluorene	ND		0.441	0.0441	mg/Kg	☼	12/12/25 14:03	12/15/25 23:55	1
Hexachlorobenzene	ND		0.441	0.0441	mg/Kg	☼	12/12/25 14:03	12/15/25 23:55	1
Hexachlorobutadiene	ND		0.441	0.0441	mg/Kg	☼	12/12/25 14:03	12/15/25 23:55	1
Hexachlorocyclopentadiene	ND		0.441	0.0441	mg/Kg	☼	12/12/25 14:03	12/15/25 23:55	1
Hexachloroethane	ND		0.441	0.0441	mg/Kg	☼	12/12/25 14:03	12/15/25 23:55	1
Indeno[1,2,3-cd]pyrene	ND		0.441	0.0441	mg/Kg	☼	12/12/25 14:03	12/15/25 23:55	1
Isophorone	ND		0.441	0.0441	mg/Kg	☼	12/12/25 14:03	12/15/25 23:55	1
Naphthalene	ND		0.441	0.0441	mg/Kg	☼	12/12/25 14:03	12/15/25 23:55	1
Nitrobenzene	ND		0.441	0.0441	mg/Kg	☼	12/12/25 14:03	12/15/25 23:55	1
N-Nitrosodi-n-propylamine	ND		0.441	0.0441	mg/Kg	☼	12/12/25 14:03	12/15/25 23:55	1
N-Nitrosodiphenylamine	ND		0.441	0.0441	mg/Kg	☼	12/12/25 14:03	12/15/25 23:55	1

Eurofins Raleigh

Client Sample Results

Client: S&ME Inc
Project/Site: Lyon Park

Job ID: 752-40147-1

Client Sample ID: SED-8

Lab Sample ID: 752-40147-2

Date Collected: 12/10/25 15:15

Matrix: Solid

Date Received: 12/10/25 17:15

Percent Solids: 74.4

Method: SW846 8270E - Semivolatile Organic Compounds (GC-MS/MS) (Continued)

Analyte	Result	Qualifier	RL	MDL	Unit	D	Prepared	Analyzed	Dil Fac
Pentachlorophenol	ND		0.441	0.0441	mg/Kg	☼	12/12/25 14:03	12/15/25 23:55	1
Phenanthrene	ND		0.441	0.0441	mg/Kg	☼	12/12/25 14:03	12/15/25 23:55	1
Phenol	ND		0.441	0.0441	mg/Kg	☼	12/12/25 14:03	12/15/25 23:55	1
Pyrene	ND		0.441	0.0441	mg/Kg	☼	12/12/25 14:03	12/15/25 23:55	1
Surrogate	%Recovery	Qualifier	Limits				Prepared	Analyzed	Dil Fac
2,4,6-Tribromophenol (Surr)	68		40 - 140				12/12/25 14:03	12/15/25 23:55	1
2-Fluorobiphenyl (Surr)	100		40 - 140				12/12/25 14:03	12/15/25 23:55	1
2-Fluorophenol (Surr)	113		40 - 140				12/12/25 14:03	12/15/25 23:55	1
Nitrobenzene-d5 (Surr)	107		40 - 140				12/12/25 14:03	12/15/25 23:55	1
Phenol-d5 (Surr)	101		40 - 140				12/12/25 14:03	12/15/25 23:55	1
Terphenyl-d14 (Surr)	112		40 - 140				12/12/25 14:03	12/15/25 23:55	1

Method: SW846 9056A - Anions, Ion Chromatography - Soluble

Analyte	Result	Qualifier	RL	MDL	Unit	D	Prepared	Analyzed	Dil Fac
Nitrate as N	1.36	J	3.35	0.971	mg/Kg	☼		12/19/25 05:06	1
Sulfate	13.5		13.4	13.1	mg/Kg	☼		12/19/25 05:06	1

Method: SW846 6020B - Metals (ICP/MS)

Analyte	Result	Qualifier	RL	MDL	Unit	D	Prepared	Analyzed	Dil Fac
Antimony	ND		0.853	0.195	mg/Kg	☼	12/16/25 06:55	12/17/25 02:14	5
Arsenic	0.576	B	0.512	0.0456	mg/Kg	☼	12/16/25 06:55	12/17/25 02:14	5
Barium	18.3		2.13	0.0121	mg/Kg	☼	12/16/25 06:55	12/17/25 02:14	5
Beryllium	0.0840	J	0.426	0.0299	mg/Kg	☼	12/16/25 06:55	12/17/25 02:14	5
Cadmium	0.0247	J	0.426	0.0139	mg/Kg	☼	12/16/25 06:55	12/17/25 02:14	5
Chromium	2.42		0.853	0.176	mg/Kg	☼	12/16/25 06:55	12/17/25 02:14	5
Cobalt	1.57		0.640	0.0241	mg/Kg	☼	12/16/25 06:55	12/17/25 02:14	5
Copper	4.88		0.426	0.0444	mg/Kg	☼	12/16/25 06:55	12/17/25 02:14	5
Lead	11.9		0.426	0.0503	mg/Kg	☼	12/16/25 06:55	12/17/25 02:14	5
Manganese	62.1		0.853	0.0525	mg/Kg	☼	12/16/25 06:55	12/17/25 02:14	5
Nickel	4.06		0.853	0.0223	mg/Kg	☼	12/16/25 06:55	12/17/25 02:14	5
Selenium	ND		2.13	0.151	mg/Kg	☼	12/16/25 06:55	12/17/25 02:14	5
Silver	0.00640	J	0.213	0.00247	mg/Kg	☼	12/16/25 06:55	12/17/25 02:14	5
Thallium	ND		0.597	0.0359	mg/Kg	☼	12/16/25 06:55	12/17/25 02:14	5
Vanadium	4.99	B	0.853	0.107	mg/Kg	☼	12/16/25 06:55	12/17/25 02:14	5
Zinc	29.5		2.13	1.77	mg/Kg	☼	12/16/25 06:55	12/17/25 02:14	5

Method: SW846 7471B - Mercury (CVAA)

Analyte	Result	Qualifier	RL	MDL	Unit	D	Prepared	Analyzed	Dil Fac
Mercury	ND		0.124	0.0182	mg/Kg	☼	12/16/25 11:33	12/17/25 11:34	1

General Chemistry

Analyte	Result	Qualifier	RL	MDL	Unit	D	Prepared	Analyzed	Dil Fac
Cr (VI) (SW846 7199)	ND		1.30	0.130	mg/Kg	☼	12/15/25 10:02	12/18/25 01:25	1

General Chemistry - Soluble

Analyte	Result	Qualifier	RL	MDL	Unit	D	Prepared	Analyzed	Dil Fac
Ammonia (as N) (EPA 350.1)	ND		1.32	0.422	mg/Kg	☼		12/19/25 13:25	1

Client Sample Results

Client: S&ME Inc
Project/Site: Lyon Park

Job ID: 752-40147-1

Client Sample ID: SED-9

Lab Sample ID: 752-40147-3

Date Collected: 12/10/25 14:45

Matrix: Solid

Date Received: 12/10/25 17:15

Percent Solids: 71.5

Method: SW846 8260D - Volatile Organic Compounds by GC/MS

Analyte	Result	Qualifier	RL	MDL	Unit	D	Prepared	Analyzed	Dil Fac
Acetone	ND	F1	23.3	5.15	mg/Kg	✱	12/14/25 11:12	12/22/25 18:32	50
Benzene	ND		1.16	0.176	mg/Kg	✱	12/14/25 11:12	12/22/25 18:32	50
Bromobenzene	ND		1.16	0.220	mg/Kg	✱	12/14/25 11:12	12/22/25 18:32	50
Bromoform	ND		1.16	0.494	mg/Kg	✱	12/14/25 11:12	12/22/25 18:32	50
Bromomethane	ND	F1	1.16	0.459	mg/Kg	✱	12/14/25 11:12	12/22/25 18:32	50
2-Butanone (MEK)	ND		11.6	1.30	mg/Kg	✱	12/14/25 11:12	12/22/25 18:32	50
Carbon disulfide	ND		2.33	0.596	mg/Kg	✱	12/14/25 11:12	12/22/25 18:32	50
Carbon tetrachloride	ND		1.16	0.221	mg/Kg	✱	12/14/25 11:12	12/22/25 18:32	50
Chlorobenzene	ND		1.16	0.195	mg/Kg	✱	12/14/25 11:12	12/22/25 18:32	50
Chlorobromomethane	ND		1.16	0.280	mg/Kg	✱	12/14/25 11:12	12/22/25 18:32	50
Chlorodibromomethane	ND		1.16	0.185	mg/Kg	✱	12/14/25 11:12	12/22/25 18:32	50
Chloroethane	ND	F1	2.33	0.440	mg/Kg	✱	12/14/25 11:12	12/22/25 18:32	50
Chloroform	ND		1.16	0.226	mg/Kg	✱	12/14/25 11:12	12/22/25 18:32	50
Chloromethane	ND		2.33	0.345	mg/Kg	✱	12/14/25 11:12	12/22/25 18:32	50
2-Chlorotoluene	ND	F2	1.16	0.252	mg/Kg	✱	12/14/25 11:12	12/22/25 18:32	50
4-Chlorotoluene	ND		1.16	0.254	mg/Kg	✱	12/14/25 11:12	12/22/25 18:32	50
cis-1,2-Dichloroethene	ND		1.16	0.280	mg/Kg	✱	12/14/25 11:12	12/22/25 18:32	50
cis-1,3-Dichloropropene	ND		1.16	0.273	mg/Kg	✱	12/14/25 11:12	12/22/25 18:32	50
1,2-Dibromo-3-Chloropropane	ND		1.16	0.480	mg/Kg	✱	12/14/25 11:12	12/22/25 18:32	50
Dibromomethane	ND		1.16	0.235	mg/Kg	✱	12/14/25 11:12	12/22/25 18:32	50
1,2-Dichlorobenzene	ND		1.16	0.252	mg/Kg	✱	12/14/25 11:12	12/22/25 18:32	50
1,3-Dichlorobenzene	ND		1.16	0.185	mg/Kg	✱	12/14/25 11:12	12/22/25 18:32	50
1,4-Dichlorobenzene	ND		1.16	0.270	mg/Kg	✱	12/14/25 11:12	12/22/25 18:32	50
Dichlorobromomethane	ND		1.16	0.219	mg/Kg	✱	12/14/25 11:12	12/22/25 18:32	50
1,1-Dichloroethane	ND		1.16	0.211	mg/Kg	✱	12/14/25 11:12	12/22/25 18:32	50
1,2-Dichloroethane	ND		1.16	0.282	mg/Kg	✱	12/14/25 11:12	12/22/25 18:32	50
1,1-Dichloroethene	ND		1.16	0.277	mg/Kg	✱	12/14/25 11:12	12/22/25 18:32	50
1,2-Dichloropropane	ND		1.16	0.160	mg/Kg	✱	12/14/25 11:12	12/22/25 18:32	50
1,3-Dichloropropane	ND		1.16	0.268	mg/Kg	✱	12/14/25 11:12	12/22/25 18:32	50
2,2-Dichloropropane	ND		1.16	0.270	mg/Kg	✱	12/14/25 11:12	12/22/25 18:32	50
1,1-Dichloropropene	ND		1.16	0.238	mg/Kg	✱	12/14/25 11:12	12/22/25 18:32	50
Ethyl acetate	ND		11.6	11.6	mg/Kg	✱	12/14/25 11:12	12/22/25 18:32	50
Ethylbenzene	ND		1.16	0.249	mg/Kg	✱	12/14/25 11:12	12/22/25 18:32	50
Ethylene Dibromide	ND		1.16	0.203	mg/Kg	✱	12/14/25 11:12	12/22/25 18:32	50
Hexachlorobutadiene	ND		1.16	0.373	mg/Kg	✱	12/14/25 11:12	12/22/25 18:32	50
Hexane	ND		2.33	2.33	mg/Kg	✱	12/14/25 11:12	12/22/25 18:32	50
2-Hexanone	ND		2.33	1.72	mg/Kg	✱	12/14/25 11:12	12/22/25 18:32	50
Iodomethane	ND		2.33	0.445	mg/Kg	✱	12/14/25 11:12	12/22/25 18:32	50
Isopropylbenzene	ND		1.16	0.342	mg/Kg	✱	12/14/25 11:12	12/22/25 18:32	50
Isopropyl ether	ND		2.33	2.33	mg/Kg	✱	12/14/25 11:12	12/22/25 18:32	50
4-Isopropyltoluene	ND		1.16	0.792	mg/Kg	✱	12/14/25 11:12	12/22/25 18:32	50
Methylene Chloride	ND		4.66	1.31	mg/Kg	✱	12/14/25 11:12	12/22/25 18:32	50
4-Methyl-2-pentanone (MIBK)	ND		2.33	0.759	mg/Kg	✱	12/14/25 11:12	12/22/25 18:32	50
Methyl tert-butyl ether	ND		1.16	0.408	mg/Kg	✱	12/14/25 11:12	12/22/25 18:32	50
m-Xylene & p-Xylene	ND		2.33	0.505	mg/Kg	✱	12/14/25 11:12	12/22/25 18:32	50
Naphthalene	ND		1.16	0.897	mg/Kg	✱	12/14/25 11:12	12/22/25 18:32	50
n-Butylbenzene	ND		1.16	0.410	mg/Kg	✱	12/14/25 11:12	12/22/25 18:32	50
n-Heptane	ND		2.33	2.33	mg/Kg	✱	12/14/25 11:12	12/22/25 18:32	50
N-Propylbenzene	ND	F2	1.16	0.242	mg/Kg	✱	12/14/25 11:12	12/22/25 18:32	50

Client Sample Results

Client: S&ME Inc
Project/Site: Lyon Park

Job ID: 752-40147-1

Client Sample ID: SED-9

Lab Sample ID: 752-40147-3

Date Collected: 12/10/25 14:45

Matrix: Solid

Date Received: 12/10/25 17:15

Percent Solids: 71.5

Method: SW846 8260D - Volatile Organic Compounds by GC/MS (Continued)

Analyte	Result	Qualifier	RL	MDL	Unit	D	Prepared	Analyzed	Dil Fac
o-Xylene	ND		1.16	0.307	mg/Kg	☼	12/14/25 11:12	12/22/25 18:32	50
sec-Butylbenzene	ND		1.16	0.266	mg/Kg	☼	12/14/25 11:12	12/22/25 18:32	50
Styrene	ND		1.16	0.592	mg/Kg	☼	12/14/25 11:12	12/22/25 18:32	50
tert-Butylbenzene	ND		1.16	0.277	mg/Kg	☼	12/14/25 11:12	12/22/25 18:32	50
1,1,1,2-Tetrachloroethane	ND		1.16	0.230	mg/Kg	☼	12/14/25 11:12	12/22/25 18:32	50
1,1,1,2-Tetrachloroethane	ND		1.16	0.303	mg/Kg	☼	12/14/25 11:12	12/22/25 18:32	50
Tetrachloroethene	ND	F1	1.16	0.190	mg/Kg	☼	12/14/25 11:12	12/22/25 18:32	50
Toluene	ND		1.16	0.229	mg/Kg	☼	12/14/25 11:12	12/22/25 18:32	50
trans-1,4-Dichloro-2-butene	ND		2.33	1.17	mg/Kg	☼	12/14/25 11:12	12/22/25 18:32	50
trans-1,2-Dichloroethene	ND		1.16	0.282	mg/Kg	☼	12/14/25 11:12	12/22/25 18:32	50
trans-1,3-Dichloropropene	ND		1.16	0.240	mg/Kg	☼	12/14/25 11:12	12/22/25 18:32	50
1,2,3-Trichlorobenzene	ND		1.16	0.608	mg/Kg	☼	12/14/25 11:12	12/22/25 18:32	50
1,2,4-Trichlorobenzene	ND		1.16	0.468	mg/Kg	☼	12/14/25 11:12	12/22/25 18:32	50
1,1,1-Trichloroethane	ND		1.16	0.335	mg/Kg	☼	12/14/25 11:12	12/22/25 18:32	50
1,1,2-Trichloroethane	ND		1.16	0.210	mg/Kg	☼	12/14/25 11:12	12/22/25 18:32	50
Trichloroethene	ND		1.16	0.162	mg/Kg	☼	12/14/25 11:12	12/22/25 18:32	50
Trichlorofluoromethane	ND		1.16	0.440	mg/Kg	☼	12/14/25 11:12	12/22/25 18:32	50
1,2,3-Trichloropropane	ND		1.16	0.312	mg/Kg	☼	12/14/25 11:12	12/22/25 18:32	50
1,1,2-Trichloro-1,2,2-trifluoroethane	ND		2.33	0.231	mg/Kg	☼	12/14/25 11:12	12/22/25 18:32	50
1,2,4-Trimethylbenzene	ND		1.16	0.273	mg/Kg	☼	12/14/25 11:12	12/22/25 18:32	50
1,3,5-Trimethylbenzene	ND	F1	1.16	0.289	mg/Kg	☼	12/14/25 11:12	12/22/25 18:32	50
Vinyl acetate	ND		2.33	0.773	mg/Kg	☼	12/14/25 11:12	12/22/25 18:32	50
Vinyl chloride	ND		2.33	0.384	mg/Kg	☼	12/14/25 11:12	12/22/25 18:32	50
Xylenes, Total	ND		1.16	0.307	mg/Kg	☼	12/14/25 11:12	12/22/25 18:32	50

Surrogate	%Recovery	Qualifier	Limits	Prepared	Analyzed	Dil Fac
4-Bromofluorobenzene	114		67 - 127	12/14/25 11:12	12/22/25 18:32	50
Dibromofluoromethane	102		80 - 119	12/14/25 11:12	12/22/25 18:32	50
Toluene-d8 (Surr)	95		71 - 129	12/14/25 11:12	12/22/25 18:32	50

Method: SW846 8270E SIM ID - Semivolatile Organic Compounds (GC/MS SIM / Isotope Dilution)

Analyte	Result	Qualifier	RL	MDL	Unit	D	Prepared	Analyzed	Dil Fac
1,4-Dioxane	ND		0.00333	0.00333	mg/Kg	☼	12/12/25 13:54	12/16/25 19:47	2

Isotope Dilution	%Recovery	Qualifier	Limits	Prepared	Analyzed	Dil Fac
1,4-Dioxane-d8	58		10 - 150	12/12/25 13:54	12/16/25 19:47	2

Method: SW846 8270E - Semivolatile Organic Compounds (GC-MS/MS)

Analyte	Result	Qualifier	RL	MDL	Unit	D	Prepared	Analyzed	Dil Fac
1,1'-Biphenyl	ND		0.458	0.0133	mg/Kg	☼	12/12/25 14:03	12/16/25 00:25	1
2,4,5-Trichlorophenol	ND		0.458	0.0458	mg/Kg	☼	12/12/25 14:03	12/16/25 00:25	1
2,4,6-Trichlorophenol	ND		0.458	0.0458	mg/Kg	☼	12/12/25 14:03	12/16/25 00:25	1
2,4-Dichlorophenol	ND		0.458	0.0458	mg/Kg	☼	12/12/25 14:03	12/16/25 00:25	1
2,4-Dimethylphenol	ND		0.458	0.0458	mg/Kg	☼	12/12/25 14:03	12/16/25 00:25	1
2,4-Dinitrophenol	ND		1.37	0.0458	mg/Kg	☼	12/12/25 14:03	12/16/25 00:25	1
2,4-Dinitrotoluene	ND		0.458	0.0458	mg/Kg	☼	12/12/25 14:03	12/16/25 00:25	1
2,6-Dinitrotoluene	ND	*+	0.458	0.0458	mg/Kg	☼	12/12/25 14:03	12/16/25 00:25	1
2-Chloronaphthalene	ND		0.458	0.0458	mg/Kg	☼	12/12/25 14:03	12/16/25 00:25	1
2-Chlorophenol	ND		0.458	0.0458	mg/Kg	☼	12/12/25 14:03	12/16/25 00:25	1
2-Methylnaphthalene	ND		0.458	0.0458	mg/Kg	☼	12/12/25 14:03	12/16/25 00:25	1
2-Methylphenol	ND		0.458	0.0458	mg/Kg	☼	12/12/25 14:03	12/16/25 00:25	1

Eurofins Raleigh

Client Sample Results

Client: S&ME Inc
Project/Site: Lyon Park

Job ID: 752-40147-1

Client Sample ID: SED-9

Lab Sample ID: 752-40147-3

Date Collected: 12/10/25 14:45

Matrix: Solid

Date Received: 12/10/25 17:15

Percent Solids: 71.5

Method: SW846 8270E - Semivolatile Organic Compounds (GC-MS/MS) (Continued)

Analyte	Result	Qualifier	RL	MDL	Unit	D	Prepared	Analyzed	Dil Fac
2-Nitroaniline	ND	*+	0.458	0.0458	mg/Kg	☼	12/12/25 14:03	12/16/25 00:25	1
2-Nitrophenol	ND		0.458	0.0458	mg/Kg	☼	12/12/25 14:03	12/16/25 00:25	1
3 & 4 Methylphenol	ND		0.916	0.0458	mg/Kg	☼	12/12/25 14:03	12/16/25 00:25	1
3,3'-Dichlorobenzidine	ND		0.458	0.0458	mg/Kg	☼	12/12/25 14:03	12/16/25 00:25	1
3-Nitroaniline	ND		0.458	0.0458	mg/Kg	☼	12/12/25 14:03	12/16/25 00:25	1
4,6-Dinitro-2-methylphenol	ND	*+	0.458	0.0458	mg/Kg	☼	12/12/25 14:03	12/16/25 00:25	1
4-Bromophenyl phenyl ether	ND		0.458	0.0458	mg/Kg	☼	12/12/25 14:03	12/16/25 00:25	1
4-Chloro-3-methylphenol	ND		0.458	0.0458	mg/Kg	☼	12/12/25 14:03	12/16/25 00:25	1
4-Chloroaniline	ND		0.458	0.0458	mg/Kg	☼	12/12/25 14:03	12/16/25 00:25	1
4-Chlorophenyl phenyl ether	ND		0.458	0.0458	mg/Kg	☼	12/12/25 14:03	12/16/25 00:25	1
4-Nitroaniline	ND		0.458	0.0458	mg/Kg	☼	12/12/25 14:03	12/16/25 00:25	1
4-Nitrophenol	ND		0.458	0.0458	mg/Kg	☼	12/12/25 14:03	12/16/25 00:25	1
Acenaphthene	ND		0.458	0.0458	mg/Kg	☼	12/12/25 14:03	12/16/25 00:25	1
Acenaphthylene	ND		0.458	0.0458	mg/Kg	☼	12/12/25 14:03	12/16/25 00:25	1
Acetophenone	ND		0.458	0.0458	mg/Kg	☼	12/12/25 14:03	12/16/25 00:25	1
Anthracene	ND		0.458	0.0458	mg/Kg	☼	12/12/25 14:03	12/16/25 00:25	1
Atrazine	ND		0.458	0.0458	mg/Kg	☼	12/12/25 14:03	12/16/25 00:25	1
Benzaldehyde	ND		0.458	0.0458	mg/Kg	☼	12/12/25 14:03	12/16/25 00:25	1
Benzo[a]anthracene	ND		0.458	0.0458	mg/Kg	☼	12/12/25 14:03	12/16/25 00:25	1
Benzo[a]pyrene	ND		0.458	0.0458	mg/Kg	☼	12/12/25 14:03	12/16/25 00:25	1
Benzo[b]fluoranthene	0.00897	J	0.458	0.00194	mg/Kg	☼	12/12/25 14:03	12/16/25 00:25	1
Benzo[g,h,i]perylene	ND		0.458	0.0458	mg/Kg	☼	12/12/25 14:03	12/16/25 00:25	1
Benzo[k]fluoranthene	ND		0.458	0.0458	mg/Kg	☼	12/12/25 14:03	12/16/25 00:25	1
bis (2-chloroisopropyl) ether	ND		0.458	0.0458	mg/Kg	☼	12/12/25 14:03	12/16/25 00:25	1
Bis(2-chloroethoxy)methane	ND		0.458	0.0458	mg/Kg	☼	12/12/25 14:03	12/16/25 00:25	1
Bis(2-chloroethyl)ether	ND		0.458	0.0458	mg/Kg	☼	12/12/25 14:03	12/16/25 00:25	1
Bis(2-ethylhexyl) phthalate	ND		0.458	0.139	mg/Kg	☼	12/12/25 14:03	12/16/25 00:25	1
Butyl benzyl phthalate	ND		0.458	0.0458	mg/Kg	☼	12/12/25 14:03	12/16/25 00:25	1
Caprolactam	0.157	J*+	0.458	0.0458	mg/Kg	☼	12/12/25 14:03	12/16/25 00:25	1
Carbazole	ND		0.458	0.0458	mg/Kg	☼	12/12/25 14:03	12/16/25 00:25	1
Chrysene	ND		0.458	0.0458	mg/Kg	☼	12/12/25 14:03	12/16/25 00:25	1
Dibenz(a,h)anthracene	ND		0.458	0.0458	mg/Kg	☼	12/12/25 14:03	12/16/25 00:25	1
Dibenzofuran	ND		0.458	0.0458	mg/Kg	☼	12/12/25 14:03	12/16/25 00:25	1
Diethyl phthalate	ND		0.458	0.0458	mg/Kg	☼	12/12/25 14:03	12/16/25 00:25	1
Dimethyl phthalate	ND		0.458	0.0458	mg/Kg	☼	12/12/25 14:03	12/16/25 00:25	1
Di-n-butyl phthalate	ND		1.37	0.416	mg/Kg	☼	12/12/25 14:03	12/16/25 00:25	1
Di-n-octyl phthalate	ND		0.458	0.0458	mg/Kg	☼	12/12/25 14:03	12/16/25 00:25	1
Fluoranthene	ND		0.458	0.0458	mg/Kg	☼	12/12/25 14:03	12/16/25 00:25	1
Fluorene	ND		0.458	0.0458	mg/Kg	☼	12/12/25 14:03	12/16/25 00:25	1
Hexachlorobenzene	ND		0.458	0.0458	mg/Kg	☼	12/12/25 14:03	12/16/25 00:25	1
Hexachlorobutadiene	ND		0.458	0.0458	mg/Kg	☼	12/12/25 14:03	12/16/25 00:25	1
Hexachlorocyclopentadiene	ND		0.458	0.0458	mg/Kg	☼	12/12/25 14:03	12/16/25 00:25	1
Hexachloroethane	ND		0.458	0.0458	mg/Kg	☼	12/12/25 14:03	12/16/25 00:25	1
Indeno[1,2,3-cd]pyrene	ND		0.458	0.0458	mg/Kg	☼	12/12/25 14:03	12/16/25 00:25	1
Isophorone	ND		0.458	0.0458	mg/Kg	☼	12/12/25 14:03	12/16/25 00:25	1
Naphthalene	ND		0.458	0.0458	mg/Kg	☼	12/12/25 14:03	12/16/25 00:25	1
Nitrobenzene	ND		0.458	0.0458	mg/Kg	☼	12/12/25 14:03	12/16/25 00:25	1
N-Nitrosodi-n-propylamine	ND		0.458	0.0458	mg/Kg	☼	12/12/25 14:03	12/16/25 00:25	1
N-Nitrosodiphenylamine	ND		0.458	0.0458	mg/Kg	☼	12/12/25 14:03	12/16/25 00:25	1

Eurofins Raleigh

Client Sample Results

Client: S&ME Inc
Project/Site: Lyon Park

Job ID: 752-40147-1

Client Sample ID: SED-9

Lab Sample ID: 752-40147-3

Date Collected: 12/10/25 14:45

Matrix: Solid

Date Received: 12/10/25 17:15

Percent Solids: 71.5

Method: SW846 8270E - Semivolatile Organic Compounds (GC-MS/MS) (Continued)

Analyte	Result	Qualifier	RL	MDL	Unit	D	Prepared	Analyzed	Dil Fac
Pentachlorophenol	ND		0.458	0.0458	mg/Kg	☼	12/12/25 14:03	12/16/25 00:25	1
Phenanthrene	ND		0.458	0.0458	mg/Kg	☼	12/12/25 14:03	12/16/25 00:25	1
Phenol	ND		0.458	0.0458	mg/Kg	☼	12/12/25 14:03	12/16/25 00:25	1
Pyrene	ND		0.458	0.0458	mg/Kg	☼	12/12/25 14:03	12/16/25 00:25	1

Surrogate	%Recovery	Qualifier	Limits				Prepared	Analyzed	Dil Fac
2,4,6-Tribromophenol (Surr)	65		40 - 140				12/12/25 14:03	12/16/25 00:25	1
2-Fluorobiphenyl (Surr)	92		40 - 140				12/12/25 14:03	12/16/25 00:25	1
2-Fluorophenol (Surr)	110		40 - 140				12/12/25 14:03	12/16/25 00:25	1
Nitrobenzene-d5 (Surr)	103		40 - 140				12/12/25 14:03	12/16/25 00:25	1
Phenol-d5 (Surr)	91		40 - 140				12/12/25 14:03	12/16/25 00:25	1
Terphenyl-d14 (Surr)	108		40 - 140				12/12/25 14:03	12/16/25 00:25	1

Method: SW846 9056A - Anions, Ion Chromatography - Soluble

Analyte	Result	Qualifier	RL	MDL	Unit	D	Prepared	Analyzed	Dil Fac
Nitrate as N	1.28	J	3.48	1.01	mg/Kg	☼		12/19/25 05:18	1
Sulfate	ND		13.9	13.7	mg/Kg	☼		12/19/25 05:18	1

Method: SW846 6020B - Metals (ICP/MS)

Analyte	Result	Qualifier	RL	MDL	Unit	D	Prepared	Analyzed	Dil Fac
Antimony	ND		1.04	0.237	mg/Kg	☼	12/16/25 06:55	12/17/25 02:16	5
Arsenic	0.166	B	0.124	0.0111	mg/Kg	☼	12/16/25 06:55	12/19/25 15:54	1
Barium	20.1		2.59	0.0147	mg/Kg	☼	12/16/25 06:55	12/17/25 02:16	5
Beryllium	0.0725	J	0.518	0.0363	mg/Kg	☼	12/16/25 06:55	12/17/25 02:16	5
Cadmium	0.100	J	0.518	0.0169	mg/Kg	☼	12/16/25 06:55	12/17/25 02:16	5
Chromium	6.47		1.04	0.213	mg/Kg	☼	12/16/25 06:55	12/17/25 02:16	5
Cobalt	2.36		0.777	0.0293	mg/Kg	☼	12/16/25 06:55	12/17/25 02:16	5
Copper	8.56		0.518	0.0539	mg/Kg	☼	12/16/25 06:55	12/17/25 02:16	5
Lead	17.3		0.518	0.0611	mg/Kg	☼	12/16/25 06:55	12/17/25 02:16	5
Manganese	71.3		1.04	0.0637	mg/Kg	☼	12/16/25 06:55	12/17/25 02:16	5
Nickel	8.12		1.04	0.0271	mg/Kg	☼	12/16/25 06:55	12/17/25 02:16	5
Selenium	ND		2.59	0.184	mg/Kg	☼	12/16/25 06:55	12/17/25 02:16	5
Silver	0.0124	J	0.259	0.00300	mg/Kg	☼	12/16/25 06:55	12/17/25 02:16	5
Thallium	ND		0.725	0.0437	mg/Kg	☼	12/16/25 06:55	12/17/25 02:16	5
Vanadium	7.88	B	1.04	0.130	mg/Kg	☼	12/16/25 06:55	12/17/25 02:16	5
Zinc	53.3		2.59	2.15	mg/Kg	☼	12/16/25 06:55	12/17/25 02:16	5

Method: SW846 7471B - Mercury (CVAA)

Analyte	Result	Qualifier	RL	MDL	Unit	D	Prepared	Analyzed	Dil Fac
Mercury	ND		0.131	0.0191	mg/Kg	☼	12/16/25 11:33	12/17/25 11:37	1

General Chemistry

Analyte	Result	Qualifier	RL	MDL	Unit	D	Prepared	Analyzed	Dil Fac
Cr (VI) (SW846 7199)	ND		1.27	0.127	mg/Kg	☼	12/15/25 10:02	12/18/25 01:37	1

General Chemistry - Soluble

Analyte	Result	Qualifier	RL	MDL	Unit	D	Prepared	Analyzed	Dil Fac
Ammonia (as N) (EPA 350.1)	ND		1.38	0.442	mg/Kg	☼		12/19/25 13:27	1

Surrogate Summary

Client: S&ME Inc
Project/Site: Lyon Park

Job ID: 752-40147-1

Method: 8260D - Volatile Organic Compounds by GC/MS

Matrix: Solid

Prep Type: Total/NA

Lab Sample ID	Client Sample ID	Percent Surrogate Recovery (Acceptance Limits)		
		BFB (67-127)	DBFM (80-119)	TOL (71-129)
752-40147-1	SED-7	103	108	99
752-40147-2	SED-8	100	104	97
752-40147-3	SED-9	114	102	95
752-40147-3 MS	SED-9	115	100	96
752-40147-3 MSD	SED-9	116	101	95
LCS 705-102928/1001	Lab Control Sample	94	82	98
LCS 705-102928/1003	Lab Control Sample	95	99	97
LCS 705-103682/1004	Lab Control Sample	99	99	100
LCS 705-103682/1005	Lab Control Sample	96	100	98
LCSD 705-102928/2	Lab Control Sample Dup	100	103	100
LCSD 705-102928/4	Lab Control Sample Dup	97	115	99
MB 705-102928/6	Method Blank	99	116	98
MB 705-103682/1006	Method Blank	96	101	100

Surrogate Legend

BFB = 4-Bromofluorobenzene
DBFM = Dibromofluoromethane
TOL = Toluene-d8 (Surr)

Method: 8270E - Semivolatile Organic Compounds (GC-MS/MS)

Matrix: Solid

Prep Type: Total/NA

Lab Sample ID	Client Sample ID	Percent Surrogate Recovery (Acceptance Limits)					
		TBP (40-140)	FBP (40-140)	2FP (40-140)	NBZ (40-140)	PHL (40-140)	TPHL (40-140)
752-40147-1	SED-7	68	105	113	107	94	111
752-40147-1 MS	SED-7	93	104	111	110	90	109
752-40147-1 MSD	SED-7	98	108	109	111	86	110
752-40147-2	SED-8	68	100	113	107	101	112
752-40147-3	SED-9	65	92	110	103	91	108
LCS 400-733673/2-A	Lab Control Sample	101	105	113	103	89	110
MB 400-733673/1-A	Method Blank	112	118	124	105	99	138

Surrogate Legend

TBP = 2,4,6-Tribromophenol (Surr)
FBP = 2-Fluorobiphenyl (Surr)
2FP = 2-Fluorophenol (Surr)
NBZ = Nitrobenzene-d5 (Surr)
PHL = Phenol-d5 (Surr)
TPHL = Terphenyl-d14 (Surr)

Isotope Dilution Summary

Client: S&ME Inc
Project/Site: Lyon Park

Job ID: 752-40147-1

Method: 8270E SIM ID - Semivolatile Organic Compounds (GC/MS SIM / Isotope Dilution)

Matrix: Solid

Prep Type: Total/NA

Percent Isotope Dilution Recovery (Acceptance Limits)

Lab Sample ID	Client Sample ID	DXE (10-150)
752-40147-1	SED-7	55
752-40147-2	SED-8	57
752-40147-3	SED-9	58
LCS 400-733621/2-A	Lab Control Sample	68
MB 400-733621/1-A	Method Blank	72

Surrogate Legend

DXE = 1,4-Dioxane-d8

- 1
- 2
- 3
- 4
- 5
- 6
- 7
- 8
- 9
- 10
- 11
- 12
- 13
- 14
- 15
- 16

QC Sample Results

Client: S&ME Inc
Project/Site: Lyon Park

Job ID: 752-40147-1

Method: 8260D - Volatile Organic Compounds by GC/MS

Lab Sample ID: 752-40147-3 MS

Matrix: Solid

Analysis Batch: 103682

Client Sample ID: SED-9

Prep Type: Total/NA

Prep Batch: 101546

Analyte	Sample	Sample	Spike	MS	MS	Unit	D	%Rec	%Rec Limits
	Result	Qualifier	Added	Result	Qualifier				
Acetone	ND	F1	9.32	11.97	J	mg/Kg	*	128	32 - 128
Benzene	ND		4.66	4.413		mg/Kg	*	95	63 - 126
Bromobenzene	ND		4.66	4.743		mg/Kg	*	102	62 - 130
Bromoform	ND		4.66	5.082		mg/Kg	*	109	63 - 130
Bromomethane	ND	F1	4.66	1.822	F1	mg/Kg	*	39	50 - 150
2-Butanone (MEK)	ND		9.32	10.68	J	mg/Kg	*	115	43 - 121
Carbon disulfide	ND		4.66	4.068		mg/Kg	*	87	40 - 151
Carbon tetrachloride	ND		4.66	4.683		mg/Kg	*	101	60 - 127
Chlorobenzene	ND		4.66	4.519		mg/Kg	*	97	60 - 128
Chlorobromomethane	ND		4.66	4.493		mg/Kg	*	96	68 - 126
Chlorodibromomethane	ND		4.66	4.930		mg/Kg	*	106	64 - 128
Chloroethane	ND	F1	4.66	2.421		mg/Kg	*	52	50 - 150
Chloroform	ND		4.66	4.297		mg/Kg	*	92	62 - 123
Chloromethane	ND		4.66	3.462		mg/Kg	*	74	50 - 150
2-Chlorotoluene	ND	F2	4.66	3.693		mg/Kg	*	79	62 - 131
4-Chlorotoluene	ND		4.66	4.442		mg/Kg	*	95	67 - 129
cis-1,2-Dichloroethene	ND		4.66	4.425		mg/Kg	*	95	63 - 129
cis-1,3-Dichloropropene	ND		4.66	4.566		mg/Kg	*	98	64 - 137
1,2-Dibromo-3-Chloropropane	ND		4.66	4.035		mg/Kg	*	87	60 - 129
Dibromomethane	ND		4.66	4.718		mg/Kg	*	101	71 - 122
1,2-Dichlorobenzene	ND		4.66	4.577		mg/Kg	*	98	63 - 126
1,3-Dichlorobenzene	ND		4.66	4.626		mg/Kg	*	99	60 - 130
1,4-Dichlorobenzene	ND		4.66	4.595		mg/Kg	*	99	61 - 126
Dichlorobromomethane	ND		4.66	4.587		mg/Kg	*	98	67 - 124
1,1-Dichloroethane	ND		4.66	4.306		mg/Kg	*	92	60 - 127
1,2-Dichloroethane	ND		4.66	4.879		mg/Kg	*	105	61 - 126
1,1-Dichloroethene	ND		4.66	4.341		mg/Kg	*	93	56 - 130
1,2-Dichloropropane	ND		4.66	4.520		mg/Kg	*	97	66 - 126
1,3-Dichloropropane	ND		4.66	4.950		mg/Kg	*	106	71 - 126
2,2-Dichloropropane	ND		4.66	4.699		mg/Kg	*	101	56 - 130
1,1-Dichloropropene	ND		4.66	4.425		mg/Kg	*	95	66 - 130
Ethyl acetate	ND		9.32	13.36		mg/Kg	*	NC	50 - 150
Ethylbenzene	ND		4.66	3.862		mg/Kg	*	83	60 - 133
Ethylene Dibromide	ND		4.66	4.928		mg/Kg	*	106	70 - 128
Hexachlorobutadiene	ND		4.66	4.577		mg/Kg	*	98	54 - 133
Hexane	ND		4.66	4.355		mg/Kg	*	93	50 - 150
2-Hexanone	ND		9.32	10.33		mg/Kg	*	111	41 - 122
Iodomethane	ND		4.66	4.310		mg/Kg	*	93	50 - 150
Isopropylbenzene	ND		4.66	4.525		mg/Kg	*	97	60 - 136
Isopropyl ether	ND		4.66	4.737		mg/Kg	*	102	70 - 134
4-Isopropyltoluene	ND		4.66	4.318		mg/Kg	*	93	66 - 133
Methylene Chloride	ND		4.66	4.436	J	mg/Kg	*	95	56 - 129
4-Methyl-2-pentanone (MIBK)	ND		9.32	9.242		mg/Kg	*	99	40 - 127
Methyl tert-butyl ether	ND		4.66	4.550		mg/Kg	*	98	51 - 131
m-Xylene & p-Xylene	ND		4.66	5.505		mg/Kg	*	118	60 - 132
Naphthalene	ND		4.66	3.343		mg/Kg	*	72	52 - 135
n-Butylbenzene	ND		4.66	4.227		mg/Kg	*	91	60 - 136
n-Heptane	ND		4.66	4.434		mg/Kg	*	95	50 - 150

QC Sample Results

Client: S&ME Inc
Project/Site: Lyon Park

Job ID: 752-40147-1

Method: 8260D - Volatile Organic Compounds by GC/MS (Continued)

Lab Sample ID: 752-40147-3 MS

Matrix: Solid

Analysis Batch: 103682

Client Sample ID: SED-9

Prep Type: Total/NA

Prep Batch: 101546

Analyte	Sample	Sample	Spike	MS	MS	Unit	D	%Rec	%Rec	Limits
	Result	Qualifier	Added	Result	Qualifier					
N-Propylbenzene	ND	F2	4.66	3.047		mg/Kg	✳	65		63 - 134
o-Xylene	ND		4.66	5.245		mg/Kg	✳	113		60 - 132
sec-Butylbenzene	ND		4.66	4.284		mg/Kg	✳	92		65 - 135
Styrene	ND		4.66	4.336		mg/Kg	✳	93		64 - 133
tert-Butylbenzene	ND		4.66	4.812		mg/Kg	✳	103		62 - 133
1,1,1,2-Tetrachloroethane	ND		4.66	5.066		mg/Kg	✳	109		64 - 128
1,1,2,2-Tetrachloroethane	ND		4.66	4.223		mg/Kg	✳	91		64 - 129
Tetrachloroethene	ND	F1	4.66	7.366	F1	mg/Kg	✳	158		60 - 129
Toluene	ND		4.66	4.324		mg/Kg	✳	93		61 - 130
trans-1,4-Dichloro-2-butene	ND		4.66	4.030		mg/Kg	✳	87		30 - 170
trans-1,2-Dichloroethene	ND		4.66	4.245		mg/Kg	✳	91		61 - 128
trans-1,3-Dichloropropene	ND		4.66	4.548		mg/Kg	✳	98		62 - 136
1,2,3-Trichlorobenzene	ND		4.66	4.270		mg/Kg	✳	92		57 - 135
1,2,4-Trichlorobenzene	ND		4.66	4.325		mg/Kg	✳	93		59 - 135
1,1,1-Trichloroethane	ND		4.66	4.418		mg/Kg	✳	95		61 - 125
1,1,2-Trichloroethane	ND		4.66	4.365		mg/Kg	✳	94		67 - 130
Trichloroethene	ND		4.66	4.712		mg/Kg	✳	101		61 - 129
Trichlorofluoromethane	ND		4.66	4.151		mg/Kg	✳	89		50 - 150
1,2,3-Trichloropropane	ND		4.66	4.455		mg/Kg	✳	96		66 - 128
1,1,2-Trichloro-1,2,2-trifluoroethane	ND		4.66	4.261		mg/Kg	✳	91		34 - 124
1,2,4-Trimethylbenzene	ND		4.66	4.502		mg/Kg	✳	97		66 - 130
1,3,5-Trimethylbenzene	ND	F1	4.66	2.288	F1	mg/Kg	✳	49		64 - 132
Vinyl acetate	ND		9.32	8.259		mg/Kg	✳	89		50 - 150
Vinyl chloride	ND		4.66	3.999		mg/Kg	✳	86		58 - 134
Xylenes, Total	ND		9.32	10.75		mg/Kg	✳	115		60 - 133

Surrogate	MS %Recovery	MS Qualifier	Limits
4-Bromofluorobenzene	115		67 - 127
Dibromofluoromethane	100		80 - 119
Toluene-d8 (Surr)	96		71 - 129

Lab Sample ID: 752-40147-3 MSD

Matrix: Solid

Analysis Batch: 103682

Client Sample ID: SED-9

Prep Type: Total/NA

Prep Batch: 101546

Analyte	Sample	Sample	Spike	MSD	MSD	Unit	D	%Rec	%Rec	Limits	RPD	
	Result	Qualifier	Added	Result	Qualifier						RPD	Limit
Acetone	ND	F1	9.32	12.03	J F1	mg/Kg	✳	129		32 - 128	1	61
Benzene	ND		4.66	4.426		mg/Kg	✳	95		63 - 126	0	20
Bromobenzene	ND		4.66	4.625		mg/Kg	✳	99		62 - 130	3	20
Bromoform	ND		4.66	5.096		mg/Kg	✳	109		63 - 130	0	20
Bromomethane	ND	F1	4.66	1.871	F1	mg/Kg	✳	40		50 - 150	3	100
2-Butanone (MEK)	ND		9.32	11.06	J	mg/Kg	✳	119		43 - 121	3	61
Carbon disulfide	ND		4.66	4.136		mg/Kg	✳	89		40 - 151	2	61
Carbon tetrachloride	ND		4.66	4.529		mg/Kg	✳	97		60 - 127	3	19
Chlorobenzene	ND		4.66	4.545		mg/Kg	✳	98		60 - 128	1	20
Chlorobromomethane	ND		4.66	4.596		mg/Kg	✳	99		68 - 126	2	20
Chlorodibromomethane	ND		4.66	4.888		mg/Kg	✳	105		64 - 128	1	20
Chloroethane	ND	F1	4.66	1.860	J F1	mg/Kg	✳	40		50 - 150	26	100

Eurofins Raleigh

QC Sample Results

Client: S&ME Inc
Project/Site: Lyon Park

Job ID: 752-40147-1

Method: 8260D - Volatile Organic Compounds by GC/MS (Continued)

Lab Sample ID: 752-40147-3 MSD

Matrix: Solid

Analysis Batch: 103682

Client Sample ID: SED-9

Prep Type: Total/NA

Prep Batch: 101546

Analyte	Sample	Sample	Spike	MSD	MSD	Unit	D	%Rec	%Rec	RPD	RPD
	Result	Qualifier	Added	Result	Qualifier				Limits		Limit
Chloroform	ND		4.66	4.309		mg/Kg	*	92	62 - 123	0	20
Chloromethane	ND		4.66	3.695		mg/Kg	*	79	50 - 150	7	100
2-Chlorotoluene	ND	F2	4.66	4.551	F2	mg/Kg	*	98	62 - 131	21	20
4-Chlorotoluene	ND		4.66	4.466		mg/Kg	*	96	67 - 129	1	20
cis-1,2-Dichloroethene	ND		4.66	4.529		mg/Kg	*	97	63 - 129	2	20
cis-1,3-Dichloropropene	ND		4.66	4.478		mg/Kg	*	96	64 - 137	2	20
1,2-Dibromo-3-Chloropropane	ND		4.66	4.170		mg/Kg	*	90	60 - 129	3	20
Dibromomethane	ND		4.66	4.748		mg/Kg	*	102	71 - 122	1	20
1,2-Dichlorobenzene	ND		4.66	4.587		mg/Kg	*	98	63 - 126	0	20
1,3-Dichlorobenzene	ND		4.66	4.719		mg/Kg	*	101	60 - 130	2	20
1,4-Dichlorobenzene	ND		4.66	4.614		mg/Kg	*	99	61 - 126	0	20
Dichlorobromomethane	ND		4.66	4.417		mg/Kg	*	95	67 - 124	4	20
1,1-Dichloroethane	ND		4.66	4.363		mg/Kg	*	94	60 - 127	1	20
1,2-Dichloroethane	ND		4.66	4.898		mg/Kg	*	105	61 - 126	0	20
1,1,1-Dichloroethene	ND		4.66	4.284		mg/Kg	*	92	56 - 130	1	23
1,2-Dichloropropane	ND		4.66	4.481		mg/Kg	*	96	66 - 126	1	20
1,3-Dichloropropane	ND		4.66	4.954		mg/Kg	*	106	71 - 126	0	20
2,2-Dichloropropane	ND		4.66	4.526		mg/Kg	*	97	56 - 130	4	22
1,1-Dichloropropene	ND		4.66	4.410		mg/Kg	*	95	66 - 130	0	20
Ethyl acetate	ND		9.32	13.44		mg/Kg	*	NC	50 - 150	1	50
Ethylbenzene	ND		4.66	3.897		mg/Kg	*	84	60 - 133	1	20
Ethylene Dibromide	ND		4.66	4.915		mg/Kg	*	106	70 - 128	0	20
Hexachlorobutadiene	ND		4.66	4.489		mg/Kg	*	96	54 - 133	2	21
Hexane	ND		4.66	4.149		mg/Kg	*	89	50 - 150	5	50
2-Hexanone	ND		9.32	10.19		mg/Kg	*	109	41 - 122	1	60
Iodomethane	ND		4.66	4.331		mg/Kg	*	93	50 - 150	0	50
Isopropylbenzene	ND		4.66	4.473		mg/Kg	*	96	60 - 136	1	20
Isopropyl ether	ND		4.66	4.812		mg/Kg	*	103	70 - 134	2	50
4-Isopropyltoluene	ND		4.66	4.146		mg/Kg	*	89	66 - 133	4	20
Methylene Chloride	ND		4.66	4.478	J	mg/Kg	*	96	56 - 129	1	20
4-Methyl-2-pentanone (MIBK)	ND		9.32	9.199		mg/Kg	*	99	40 - 127	0	63
Methyl tert-butyl ether	ND		4.66	4.595		mg/Kg	*	99	51 - 131	1	30
m-Xylene & p-Xylene	ND		4.66	5.323		mg/Kg	*	114	60 - 132	3	20
Naphthalene	ND		4.66	3.557		mg/Kg	*	76	52 - 135	6	17
n-Butylbenzene	ND		4.66	4.130		mg/Kg	*	89	60 - 136	2	20
n-Heptane	ND		4.66	4.268		mg/Kg	*	92	50 - 150	4	50
N-Propylbenzene	ND	F2	4.66	4.262	F2	mg/Kg	*	91	63 - 134	33	20
o-Xylene	ND		4.66	5.305		mg/Kg	*	114	60 - 132	1	20
sec-Butylbenzene	ND		4.66	4.183		mg/Kg	*	90	65 - 135	2	20
Styrene	ND		4.66	4.419		mg/Kg	*	95	64 - 133	2	20
tert-Butylbenzene	ND		4.66	4.691		mg/Kg	*	101	62 - 133	3	20
1,1,1,2-Tetrachloroethane	ND		4.66	5.107		mg/Kg	*	110	64 - 128	1	20
1,1,2,2-Tetrachloroethane	ND		4.66	4.256		mg/Kg	*	91	64 - 129	1	20
Tetrachloroethene	ND	F1	4.66	7.243	F1	mg/Kg	*	155	60 - 129	2	20
Toluene	ND		4.66	4.171		mg/Kg	*	90	61 - 130	4	20
trans-1,4-Dichloro-2-butene	ND		4.66	4.210		mg/Kg	*	90	30 - 170	4	100
trans-1,2-Dichloroethene	ND		4.66	4.311		mg/Kg	*	93	61 - 128	2	18
trans-1,3-Dichloropropene	ND		4.66	4.505		mg/Kg	*	97	62 - 136	1	18
1,2,3-Trichlorobenzene	ND		4.66	4.203		mg/Kg	*	90	57 - 135	2	20

Eurofins Raleigh

QC Sample Results

Client: S&ME Inc
Project/Site: Lyon Park

Job ID: 752-40147-1

Method: 8260D - Volatile Organic Compounds by GC/MS (Continued)

Lab Sample ID: 752-40147-3 MSD

Client Sample ID: SED-9

Matrix: Solid

Prep Type: Total/NA

Analysis Batch: 103682

Prep Batch: 101546

Analyte	Sample	Sample	Spike	MSD	MSD	Unit	D	%Rec	%Rec	RPD	RPD
	Result	Qualifier	Added	Result	Qualifier				Limits		Limit
1,2,4-Trichlorobenzene	ND		4.66	4.232		mg/Kg	⊛	91	59 - 135	2	20
1,1,1-Trichloroethane	ND		4.66	4.487		mg/Kg	⊛	96	61 - 125	2	18
1,1,2-Trichloroethane	ND		4.66	4.487		mg/Kg	⊛	96	67 - 130	3	20
Trichloroethene	ND		4.66	4.604		mg/Kg	⊛	99	61 - 129	2	20
Trichlorofluoromethane	ND		4.66	4.286		mg/Kg	⊛	92	50 - 150	3	50
1,2,3-Trichloropropane	ND		4.66	4.411		mg/Kg	⊛	95	66 - 128	1	20
1,1,2-Trichloro-1,2,2-trifluoroethane	ND		4.66	4.087		mg/Kg	⊛	88	34 - 124	4	20
1,2,4-Trimethylbenzene	ND		4.66	4.440		mg/Kg	⊛	95	66 - 130	1	20
1,3,5-Trimethylbenzene	ND	F1	4.66	2.696	F1	mg/Kg	⊛	58	64 - 132	16	20
Vinyl acetate	ND		9.32	8.374		mg/Kg	⊛	90	50 - 150	1	50
Vinyl chloride	ND		4.66	4.007		mg/Kg	⊛	86	58 - 134	0	19
Xylenes, Total	ND		9.32	10.63		mg/Kg	⊛	114	60 - 133	1	20

Surrogate	MSD	MSD	Limits
	%Recovery	Qualifier	
4-Bromofluorobenzene	116		67 - 127
Dibromofluoromethane	101		80 - 119
Toluene-d8 (Surr)	95		71 - 129

Lab Sample ID: MB 705-102928/6

Client Sample ID: Method Blank

Matrix: Solid

Prep Type: Total/NA

Analysis Batch: 102928

Analyte	MB	MB	RL	MDL	Unit	D	Prepared	Analyzed	Dil Fac
	Result	Qualifier							
Acetone	ND		0.100	0.0221	mg/Kg			12/19/25 14:46	1
Benzene	ND		0.00500	0.000756	mg/Kg			12/19/25 14:46	1
Bromobenzene	ND		0.00500	0.000943	mg/Kg			12/19/25 14:46	1
Bromoform	ND		0.00500	0.00212	mg/Kg			12/19/25 14:46	1
Bromomethane	ND		0.00500	0.00197	mg/Kg			12/19/25 14:46	1
2-Butanone (MEK)	ND		0.0500	0.00556	mg/Kg			12/19/25 14:46	1
Carbon disulfide	ND		0.0100	0.00256	mg/Kg			12/19/25 14:46	1
Carbon tetrachloride	ND		0.00500	0.000947	mg/Kg			12/19/25 14:46	1
Chlorobenzene	ND		0.00500	0.000839	mg/Kg			12/19/25 14:46	1
Chlorobromomethane	ND		0.00500	0.00120	mg/Kg			12/19/25 14:46	1
Chlorodibromomethane	ND		0.00500	0.000795	mg/Kg			12/19/25 14:46	1
Chloroethane	ND		0.0100	0.00189	mg/Kg			12/19/25 14:46	1
Chloroform	ND		0.00500	0.000969	mg/Kg			12/19/25 14:46	1
Chloromethane	ND		0.0100	0.00148	mg/Kg			12/19/25 14:46	1
2-Chlorotoluene	ND		0.00500	0.00108	mg/Kg			12/19/25 14:46	1
4-Chlorotoluene	ND		0.00500	0.00109	mg/Kg			12/19/25 14:46	1
cis-1,2-Dichloroethene	ND		0.00500	0.00120	mg/Kg			12/19/25 14:46	1
cis-1,3-Dichloropropene	ND		0.00500	0.00117	mg/Kg			12/19/25 14:46	1
1,2-Dibromo-3-Chloropropane	ND		0.00500	0.00206	mg/Kg			12/19/25 14:46	1
Dibromomethane	ND		0.00500	0.00101	mg/Kg			12/19/25 14:46	1
1,2-Dichlorobenzene	ND		0.00500	0.00108	mg/Kg			12/19/25 14:46	1
1,3-Dichlorobenzene	ND		0.00500	0.000796	mg/Kg			12/19/25 14:46	1
1,4-Dichlorobenzene	ND		0.00500	0.00116	mg/Kg			12/19/25 14:46	1
Dichlorobromomethane	ND		0.00500	0.000938	mg/Kg			12/19/25 14:46	1
1,1-Dichloroethane	ND		0.00500	0.000905	mg/Kg			12/19/25 14:46	1

Eurofins Raleigh

QC Sample Results

Client: S&ME Inc
Project/Site: Lyon Park

Job ID: 752-40147-1

Method: 8260D - Volatile Organic Compounds by GC/MS (Continued)

Lab Sample ID: MB 705-102928/6

Client Sample ID: Method Blank

Matrix: Solid

Prep Type: Total/NA

Analysis Batch: 102928

Analyte	MB	MB	RL	MDL	Unit	D	Prepared	Analyzed	Dil Fac
	Result	Qualifier							
1,2-Dichloroethane	ND		0.00500	0.00121	mg/Kg			12/19/25 14:46	1
1,1-Dichloroethene	ND		0.00500	0.00119	mg/Kg			12/19/25 14:46	1
1,2-Dichloropropane	ND		0.00500	0.000685	mg/Kg			12/19/25 14:46	1
1,3-Dichloropropane	ND		0.00500	0.00115	mg/Kg			12/19/25 14:46	1
2,2-Dichloropropane	ND		0.00500	0.00116	mg/Kg			12/19/25 14:46	1
1,1-Dichloropropene	ND		0.00500	0.00102	mg/Kg			12/19/25 14:46	1
Ethyl acetate	ND		0.0500	0.0500	mg/Kg			12/19/25 14:46	1
Ethylbenzene	ND		0.00500	0.00107	mg/Kg			12/19/25 14:46	1
Ethylene Dibromide	ND		0.00500	0.000873	mg/Kg			12/19/25 14:46	1
Hexachlorobutadiene	ND		0.00500	0.00160	mg/Kg			12/19/25 14:46	1
Hexane	ND		0.0100	0.0100	mg/Kg			12/19/25 14:46	1
2-Hexanone	ND		0.0100	0.00737	mg/Kg			12/19/25 14:46	1
Iodomethane	ND		0.0100	0.00191	mg/Kg			12/19/25 14:46	1
Isopropylbenzene	ND		0.00500	0.00147	mg/Kg			12/19/25 14:46	1
Isopropyl ether	ND		0.0100	0.0100	mg/Kg			12/19/25 14:46	1
4-Isopropyltoluene	ND		0.00500	0.00340	mg/Kg			12/19/25 14:46	1
Methylene Chloride	ND		0.0200	0.00562	mg/Kg			12/19/25 14:46	1
4-Methyl-2-pentanone (MIBK)	ND		0.0100	0.00326	mg/Kg			12/19/25 14:46	1
Methyl tert-butyl ether	ND		0.00500	0.00175	mg/Kg			12/19/25 14:46	1
m-Xylene & p-Xylene	ND		0.0100	0.00217	mg/Kg			12/19/25 14:46	1
Naphthalene	ND		0.00500	0.00385	mg/Kg			12/19/25 14:46	1
n-Butylbenzene	ND		0.00500	0.00176	mg/Kg			12/19/25 14:46	1
n-Heptane	ND		0.0100	0.0100	mg/Kg			12/19/25 14:46	1
N-Propylbenzene	ND		0.00500	0.00104	mg/Kg			12/19/25 14:46	1
o-Xylene	ND		0.00500	0.00132	mg/Kg			12/19/25 14:46	1
sec-Butylbenzene	ND		0.00500	0.00114	mg/Kg			12/19/25 14:46	1
Styrene	ND		0.00500	0.00254	mg/Kg			12/19/25 14:46	1
tert-Butylbenzene	ND		0.00500	0.00119	mg/Kg			12/19/25 14:46	1
1,1,1,2-Tetrachloroethane	ND		0.00500	0.000989	mg/Kg			12/19/25 14:46	1
1,1,2,2-Tetrachloroethane	ND		0.00500	0.00130	mg/Kg			12/19/25 14:46	1
Tetrachloroethene	ND		0.00500	0.000814	mg/Kg			12/19/25 14:46	1
Toluene	ND		0.00500	0.000982	mg/Kg			12/19/25 14:46	1
trans-1,4-Dichloro-2-butene	ND		0.0100	0.00504	mg/Kg			12/19/25 14:46	1
trans-1,2-Dichloroethene	ND		0.00500	0.00121	mg/Kg			12/19/25 14:46	1
trans-1,3-Dichloropropene	ND		0.00500	0.00103	mg/Kg			12/19/25 14:46	1
1,2,3-Trichlorobenzene	ND		0.00500	0.00261	mg/Kg			12/19/25 14:46	1
1,2,4-Trichlorobenzene	ND		0.00500	0.00201	mg/Kg			12/19/25 14:46	1
1,1,1-Trichloroethane	ND		0.00500	0.00144	mg/Kg			12/19/25 14:46	1
1,1,2-Trichloroethane	ND		0.00500	0.000900	mg/Kg			12/19/25 14:46	1
Trichloroethene	ND		0.00500	0.000694	mg/Kg			12/19/25 14:46	1
Trichlorofluoromethane	ND		0.00500	0.00189	mg/Kg			12/19/25 14:46	1
1,2,3-Trichloropropane	ND		0.00500	0.00134	mg/Kg			12/19/25 14:46	1
1,1,2-Trichloro-1,2,2-trifluoroethane	ND		0.0100	0.000993	mg/Kg			12/19/25 14:46	1
1,2,4-Trimethylbenzene	ND		0.00500	0.00117	mg/Kg			12/19/25 14:46	1
1,3,5-Trimethylbenzene	ND		0.00500	0.00124	mg/Kg			12/19/25 14:46	1
Vinyl acetate	ND		0.0100	0.00332	mg/Kg			12/19/25 14:46	1
Vinyl chloride	ND		0.0100	0.00165	mg/Kg			12/19/25 14:46	1
Xylenes, Total	ND		0.00500	0.00132	mg/Kg			12/19/25 14:46	1

Eurofins Raleigh

QC Sample Results

Client: S&ME Inc
Project/Site: Lyon Park

Job ID: 752-40147-1

Method: 8260D - Volatile Organic Compounds by GC/MS (Continued)

Lab Sample ID: MB 705-102928/6

Matrix: Solid

Analysis Batch: 102928

Client Sample ID: Method Blank

Prep Type: Total/NA

Surrogate	MB MB		Limits	Prepared	Analyzed	Dil Fac
	%Recovery	Qualifier				
4-Bromofluorobenzene	99		67 - 127		12/19/25 14:46	1
Dibromofluoromethane	116		80 - 119		12/19/25 14:46	1
Toluene-d8 (Surr)	98		71 - 129		12/19/25 14:46	1

Lab Sample ID: LCS 705-102928/1001

Matrix: Solid

Analysis Batch: 102928

Client Sample ID: Lab Control Sample

Prep Type: Total/NA

Analyte	Spike Added	LCS Result	LCS Qualifier	Unit	D	%Rec	%Rec Limits
Benzene	0.0500	0.04318		mg/Kg		86	79 - 120
Bromobenzene	0.0500	0.04435		mg/Kg		89	75 - 118
Bromoform	0.0500	0.04496		mg/Kg		90	71 - 136
Bromomethane	0.0500	0.07251	*+	mg/Kg		145	62 - 134
2-Butanone (MEK)	0.100	0.09330		mg/Kg		93	73 - 134
Carbon disulfide	0.0500	0.04788		mg/Kg		96	80 - 127
Carbon tetrachloride	0.0500	0.04971		mg/Kg		99	72 - 132
Chlorobenzene	0.0500	0.04612		mg/Kg		92	80 - 120
Chlorobromomethane	0.0500	0.04811		mg/Kg		96	79 - 122
Chlorodibromomethane	0.0500	0.04645		mg/Kg		93	81 - 123
Chloroethane	0.0500	0.1058	E *+	mg/Kg		212	66 - 130
Chloroform	0.0500	0.04691		mg/Kg		94	74 - 120
Chloromethane	0.0500	0.04832		mg/Kg		97	64 - 131
2-Chlorotoluene	0.0500	0.04371		mg/Kg		87	74 - 122
4-Chlorotoluene	0.0500	0.04389		mg/Kg		88	75 - 121
cis-1,2-Dichloroethene	0.0500	0.04426		mg/Kg		89	78 - 122
cis-1,3-Dichloropropene	0.0500	0.04473		mg/Kg		89	75 - 134
1,2-Dibromo-3-Chloropropane	0.0500	0.04295		mg/Kg		86	68 - 125
Dibromomethane	0.0500	0.05105		mg/Kg		102	82 - 119
1,2-Dichlorobenzene	0.0500	0.04378		mg/Kg		88	80 - 120
1,3-Dichlorobenzene	0.0500	0.04355		mg/Kg		87	78 - 120
1,4-Dichlorobenzene	0.0500	0.04380		mg/Kg		88	79 - 120
Dichlorobromomethane	0.0500	0.04772		mg/Kg		95	80 - 122
1,1-Dichloroethane	0.0500	0.04326		mg/Kg		87	72 - 123
1,2-Dichloroethane	0.0500	0.04684		mg/Kg		94	73 - 123
1,1-Dichloroethene	0.0500	0.05105		mg/Kg		102	74 - 126
1,2-Dichloropropane	0.0500	0.04904		mg/Kg		98	78 - 122
1,3-Dichloropropane	0.0500	0.04778		mg/Kg		96	82 - 120
2,2-Dichloropropane	0.0500	0.04444		mg/Kg		89	70 - 132
1,1-Dichloropropene	0.0500	0.04737		mg/Kg		95	74 - 126
Ethylbenzene	0.0500	0.04550		mg/Kg		91	80 - 121
Ethylene Dibromide	0.0500	0.04713		mg/Kg		94	82 - 118
Hexachlorobutadiene	0.0500	0.04400		mg/Kg		88	81 - 123
Hexane	0.0500	0.04680		mg/Kg		94	25 - 150
2-Hexanone	0.100	0.08615		mg/Kg		86	81 - 132
Iodomethane	0.0500	0.03748		mg/Kg		75	50 - 150
Isopropylbenzene	0.0500	0.04465		mg/Kg		89	72 - 129
4-Isopropyltoluene	0.0500	0.04375		mg/Kg		87	73 - 131

QC Sample Results

Client: S&ME Inc
Project/Site: Lyon Park

Job ID: 752-40147-1

Method: 8260D - Volatile Organic Compounds by GC/MS (Continued)

Lab Sample ID: LCS 705-102928/1001

Matrix: Solid

Analysis Batch: 102928

Client Sample ID: Lab Control Sample

Prep Type: Total/NA

Analyte	Spike Added	LCS	LCS	Unit	D	%Rec	%Rec Limits
		Result	Qualifier				
Methylene Chloride	0.0500	0.04655		mg/Kg		93	72 - 122
4-Methyl-2-pentanone (MIBK)	0.100	0.08656		mg/Kg		87	81 - 135
Methyl tert-butyl ether	0.0500	0.04771		mg/Kg		95	80 - 122
m-Xylene & p-Xylene	0.0500	0.04651		mg/Kg		93	79 - 123
Naphthalene	0.0500	0.04326		mg/Kg		87	66 - 128
n-Butylbenzene	0.0500	0.04359		mg/Kg		87	73 - 132
n-Heptane	0.0500	0.05490		mg/Kg		110	25 - 150
N-Propylbenzene	0.0500	0.04412		mg/Kg		88	74 - 127
o-Xylene	0.0500	0.04570		mg/Kg		91	78 - 122
sec-Butylbenzene	0.0500	0.04290		mg/Kg		86	72 - 131
Styrene	0.0500	0.04350		mg/Kg		87	79 - 128
tert-Butylbenzene	0.0500	0.04349		mg/Kg		87	73 - 128
1,1,1,2-Tetrachloroethane	0.0500	0.04767		mg/Kg		95	78 - 124
1,1,2,2-Tetrachloroethane	0.0500	0.04139		mg/Kg		83	73 - 121
Tetrachloroethene	0.0500	0.04806		mg/Kg		96	74 - 121
Toluene	0.0500	0.04598		mg/Kg		92	77 - 123
trans-1,4-Dichloro-2-butene	0.0500	0.04650		mg/Kg		93	50 - 150
trans-1,2-Dichloroethene	0.0500	0.05005		mg/Kg		100	76 - 124
trans-1,3-Dichloropropene	0.0500	0.04416		mg/Kg		88	70 - 131
1,2,3-Trichlorobenzene	0.0500	0.04387		mg/Kg		88	70 - 128
1,2,4-Trichlorobenzene	0.0500	0.04555		mg/Kg		91	69 - 130
1,1,1-Trichloroethane	0.0500	0.04558		mg/Kg		91	73 - 126
1,1,2-Trichloroethane	0.0500	0.04347		mg/Kg		87	77 - 124
Trichloroethene	0.0500	0.05068		mg/Kg		101	79 - 121
Trichlorofluoromethane	0.0500	0.05943		mg/Kg		119	77 - 128
1,2,3-Trichloropropane	0.0500	0.04245		mg/Kg		85	68 - 125
1,1,2-Trichloro-1,2,2-trifluoroethane	0.0500	0.04870		mg/Kg		97	80 - 121
1,2,4-Trimethylbenzene	0.0500	0.04425		mg/Kg		88	75 - 125
1,3,5-Trimethylbenzene	0.0500	0.04458		mg/Kg		89	74 - 128
Vinyl acetate	0.100	0.07477		mg/Kg		75	50 - 150
Vinyl chloride	0.0500	0.04635		mg/Kg		93	68 - 130
Xylenes, Total	0.100	0.09221		mg/Kg		92	79 - 122

Surrogate	LCS LCS		Limits
	%Recovery	Qualifier	
4-Bromofluorobenzene	94		67 - 127
Dibromofluoromethane	82		80 - 119
Toluene-d8 (Surr)	98		71 - 129

Lab Sample ID: LCS 705-102928/1003

Matrix: Solid

Analysis Batch: 102928

Client Sample ID: Lab Control Sample

Prep Type: Total/NA

Analyte	Spike Added	LCS	LCS	Unit	D	%Rec	%Rec Limits
		Result	Qualifier				
Ethyl acetate	0.100	0.07486		mg/Kg		75	25 - 150
Isopropyl ether	0.0500	0.05817		mg/Kg		116	50 - 150

QC Sample Results

Client: S&ME Inc
Project/Site: Lyon Park

Job ID: 752-40147-1

Method: 8260D - Volatile Organic Compounds by GC/MS (Continued)

Lab Sample ID: LCS 705-102928/1003

Matrix: Solid

Analysis Batch: 102928

Client Sample ID: Lab Control Sample

Prep Type: Total/NA

Surrogate	LCS LCS		Limits
	%Recovery	Qualifier	
4-Bromofluorobenzene	95		67 - 127
Dibromofluoromethane	99		80 - 119
Toluene-d8 (Surr)	97		71 - 129

Lab Sample ID: LCSD 705-102928/2

Matrix: Solid

Analysis Batch: 102928

Client Sample ID: Lab Control Sample Dup

Prep Type: Total/NA

Analyte	Spike Added	LCSD Result	LCSD Qualifier	Unit	D	%Rec	%Rec Limits	RPD	RPD
									Limit
Acetone	0.100	0.09224	J	mg/Kg		92	70 - 131	10	50
Benzene	0.0500	0.04801		mg/Kg		96	79 - 120	11	30
Bromobenzene	0.0500	0.04904		mg/Kg		98	75 - 118	10	20
Bromoform	0.0500	0.04786		mg/Kg		96	71 - 136	6	20
Bromomethane	0.0500	0.06265		mg/Kg		125	62 - 134	15	90
2-Butanone (MEK)	0.100	0.09548		mg/Kg		95	73 - 134	2	50
Carbon disulfide	0.0500	0.05044		mg/Kg		101	80 - 127	5	50
Carbon tetrachloride	0.0500	0.05587		mg/Kg		112	72 - 132	12	20
Chlorobenzene	0.0500	0.04976		mg/Kg		100	80 - 120	8	30
Chlorobromomethane	0.0500	0.05096		mg/Kg		102	79 - 122	6	20
Chlorodibromomethane	0.0500	0.04996		mg/Kg		100	81 - 123	7	20
Chloroethane	0.0500	0.09530	E *+	mg/Kg		191	66 - 130	10	57
Chloroform	0.0500	0.05059		mg/Kg		101	74 - 120	8	20
Chloromethane	0.0500	0.04313		mg/Kg		86	64 - 131	11	99
2-Chlorotoluene	0.0500	0.04787		mg/Kg		96	74 - 122	9	20
4-Chlorotoluene	0.0500	0.04715		mg/Kg		94	75 - 121	7	20
cis-1,2-Dichloroethene	0.0500	0.04819		mg/Kg		96	78 - 122	9	20
cis-1,3-Dichloropropene	0.0500	0.04956		mg/Kg		99	75 - 134	10	20
1,2-Dibromo-3-Chloropropane	0.0500	0.04814		mg/Kg		96	68 - 125	11	20
Dibromomethane	0.0500	0.05087		mg/Kg		102	82 - 119	0	20
1,2-Dichlorobenzene	0.0500	0.04728		mg/Kg		95	80 - 120	8	20
1,3-Dichlorobenzene	0.0500	0.04743		mg/Kg		95	78 - 120	9	20
1,4-Dichlorobenzene	0.0500	0.04707		mg/Kg		94	79 - 120	7	20
Dichlorobromomethane	0.0500	0.05240		mg/Kg		105	80 - 122	9	20
1,1-Dichloroethane	0.0500	0.04713		mg/Kg		94	72 - 123	9	20
1,2-Dichloroethane	0.0500	0.05317		mg/Kg		106	73 - 123	13	20
1,1-Dichloroethene	0.0500	0.04725		mg/Kg		94	74 - 126	8	30
1,2-Dichloropropane	0.0500	0.05310		mg/Kg		106	78 - 122	8	20
1,3-Dichloropropane	0.0500	0.04764		mg/Kg		95	82 - 120	0	20
2,2-Dichloropropane	0.0500	0.04988		mg/Kg		100	70 - 132	12	20
1,1-Dichloropropene	0.0500	0.05624		mg/Kg		112	74 - 126	17	20
Ethylbenzene	0.0500	0.04879		mg/Kg		98	80 - 121	7	30
Ethylene Dibromide	0.0500	0.04827		mg/Kg		97	82 - 118	2	20
Hexachlorobutadiene	0.0500	0.04748		mg/Kg		95	81 - 123	8	20
Hexane	0.0500	0.05309		mg/Kg		106	25 - 150	13	50
2-Hexanone	0.100	0.09009		mg/Kg		90	81 - 132	4	50
Iodomethane	0.0500	0.04204		mg/Kg		84	50 - 150	11	50
Isopropylbenzene	0.0500	0.04759		mg/Kg		95	72 - 129	6	20
4-Isopropyltoluene	0.0500	0.04746		mg/Kg		95	73 - 131	8	20

Eurofins Raleigh

QC Sample Results

Client: S&ME Inc
Project/Site: Lyon Park

Job ID: 752-40147-1

Method: 8260D - Volatile Organic Compounds by GC/MS (Continued)

Lab Sample ID: LCSD 705-102928/2

Matrix: Solid

Analysis Batch: 102928

Client Sample ID: Lab Control Sample Dup

Prep Type: Total/NA

Analyte	Spike Added	LCSD Result	LCSD Qualifier	Unit	D	%Rec	%Rec Limits	RPD	RPD Limit
Methylene Chloride	0.0500	0.04872		mg/Kg		97	72 - 122	5	20
4-Methyl-2-pentanone (MIBK)	0.100	0.09202		mg/Kg		92	81 - 135	6	50
Methyl tert-butyl ether	0.0500	0.05113		mg/Kg		102	80 - 122	7	20
m-Xylene & p-Xylene	0.0500	0.05000		mg/Kg		100	79 - 123	7	30
Naphthalene	0.0500	0.04444		mg/Kg		89	66 - 128	3	30
n-Butylbenzene	0.0500	0.04723		mg/Kg		94	73 - 132	8	20
n-Heptane	0.0500	0.04805		mg/Kg		96	25 - 150	13	50
N-Propylbenzene	0.0500	0.04807		mg/Kg		96	74 - 127	9	20
o-Xylene	0.0500	0.04858		mg/Kg		97	78 - 122	6	30
sec-Butylbenzene	0.0500	0.04715		mg/Kg		94	72 - 131	9	20
Styrene	0.0500	0.04814		mg/Kg		96	79 - 128	10	20
tert-Butylbenzene	0.0500	0.04741		mg/Kg		95	73 - 128	9	20
1,1,1,2-Tetrachloroethane	0.0500	0.04994		mg/Kg		100	78 - 124	5	20
1,1,2,2-Tetrachloroethane	0.0500	0.04526		mg/Kg		91	73 - 121	9	20
Tetrachloroethene	0.0500	0.05198		mg/Kg		104	74 - 121	8	20
Toluene	0.0500	0.04888		mg/Kg		98	77 - 123	6	30
trans-1,4-Dichloro-2-butene	0.0500	0.05677		mg/Kg		114	50 - 150	20	50
trans-1,2-Dichloroethene	0.0500	0.05107		mg/Kg		102	76 - 124	2	20
trans-1,3-Dichloropropene	0.0500	0.04909		mg/Kg		98	70 - 131	11	20
1,2,3-Trichlorobenzene	0.0500	0.04899		mg/Kg		98	70 - 128	11	20
1,2,4-Trichlorobenzene	0.0500	0.04973		mg/Kg		99	69 - 130	9	20
1,1,1-Trichloroethane	0.0500	0.05214		mg/Kg		104	73 - 126	13	20
1,1,2-Trichloroethane	0.0500	0.04702		mg/Kg		94	77 - 124	8	20
Trichloroethene	0.0500	0.05522		mg/Kg		110	79 - 121	9	30
Trichlorofluoromethane	0.0500	0.04890		mg/Kg		98	77 - 128	19	50
1,2,3-Trichloropropane	0.0500	0.04996		mg/Kg		100	68 - 125	16	20
1,1,2-Trichloro-1,2,2-trifluoroethane	0.0500	0.04830		mg/Kg		97	80 - 121	1	50
1,2,4-Trimethylbenzene	0.0500	0.04722		mg/Kg		94	75 - 125	6	20
1,3,5-Trimethylbenzene	0.0500	0.04729		mg/Kg		95	74 - 128	6	20
Vinyl acetate	0.100	0.09499		mg/Kg		95	50 - 150	24	50
Vinyl chloride	0.0500	0.04017		mg/Kg		80	68 - 130	14	20
Xylenes, Total	0.100	0.09858		mg/Kg		99	79 - 122	7	20

Surrogate	LCSD		Limits
	%Recovery	Qualifier	
4-Bromofluorobenzene	100		67 - 127
Dibromofluoromethane	103		80 - 119
Toluene-d8 (Surr)	100		71 - 129

Lab Sample ID: LCSD 705-102928/4

Matrix: Solid

Analysis Batch: 102928

Client Sample ID: Lab Control Sample Dup

Prep Type: Total/NA

Analyte	Spike Added	LCSD Result	LCSD Qualifier	Unit	D	%Rec	%Rec Limits	RPD	RPD Limit
Ethyl acetate	0.100	0.07776		mg/Kg		78	25 - 150	4	50
Isopropyl ether	0.0500	0.05934		mg/Kg		119	50 - 150	2	40

QC Sample Results

Client: S&ME Inc
Project/Site: Lyon Park

Job ID: 752-40147-1

Method: 8260D - Volatile Organic Compounds by GC/MS (Continued)

Lab Sample ID: LCSD 705-102928/4

Matrix: Solid

Analysis Batch: 102928

Client Sample ID: Lab Control Sample Dup

Prep Type: Total/NA

Surrogate	LCSD %Recovery	LCSD Qualifier	Limits
4-Bromofluorobenzene	97		67 - 127
Dibromofluoromethane	115		80 - 119
Toluene-d8 (Surr)	99		71 - 129

Lab Sample ID: MB 705-103682/1006

Matrix: Solid

Analysis Batch: 103682

Client Sample ID: Method Blank

Prep Type: Total/NA

Analyte	MB MB		RL	MDL	Unit	D	Prepared	Analyzed	Dil Fac
	Result	Qualifier							
Acetone	ND		5.00	1.11	mg/Kg			12/22/25 12:56	50
Benzene	ND		0.250	0.0378	mg/Kg			12/22/25 12:56	50
Bromobenzene	ND		0.250	0.0472	mg/Kg			12/22/25 12:56	50
Bromoform	ND		0.250	0.106	mg/Kg			12/22/25 12:56	50
Bromomethane	ND		0.250	0.0985	mg/Kg			12/22/25 12:56	50
2-Butanone (MEK)	ND		2.50	0.278	mg/Kg			12/22/25 12:56	50
Carbon disulfide	ND		0.500	0.128	mg/Kg			12/22/25 12:56	50
Carbon tetrachloride	ND		0.250	0.0474	mg/Kg			12/22/25 12:56	50
Chlorobenzene	ND		0.250	0.0420	mg/Kg			12/22/25 12:56	50
Chlorobromomethane	ND		0.250	0.0600	mg/Kg			12/22/25 12:56	50
Chlorodibromomethane	ND		0.250	0.0398	mg/Kg			12/22/25 12:56	50
Chloroethane	ND		0.500	0.0945	mg/Kg			12/22/25 12:56	50
Chloroform	ND		0.250	0.0485	mg/Kg			12/22/25 12:56	50
Chloromethane	ND		0.500	0.0740	mg/Kg			12/22/25 12:56	50
2-Chlorotoluene	ND		0.250	0.0540	mg/Kg			12/22/25 12:56	50
4-Chlorotoluene	ND		0.250	0.0545	mg/Kg			12/22/25 12:56	50
cis-1,2-Dichloroethene	ND		0.250	0.0600	mg/Kg			12/22/25 12:56	50
cis-1,3-Dichloropropene	ND		0.250	0.0585	mg/Kg			12/22/25 12:56	50
1,2-Dibromo-3-Chloropropane	ND		0.250	0.103	mg/Kg			12/22/25 12:56	50
Dibromomethane	ND		0.250	0.0505	mg/Kg			12/22/25 12:56	50
1,2-Dichlorobenzene	ND		0.250	0.0540	mg/Kg			12/22/25 12:56	50
1,3-Dichlorobenzene	ND		0.250	0.0398	mg/Kg			12/22/25 12:56	50
1,4-Dichlorobenzene	ND		0.250	0.0580	mg/Kg			12/22/25 12:56	50
Dichlorobromomethane	ND		0.250	0.0469	mg/Kg			12/22/25 12:56	50
1,1-Dichloroethane	ND		0.250	0.0453	mg/Kg			12/22/25 12:56	50
1,2-Dichloroethane	ND		0.250	0.0605	mg/Kg			12/22/25 12:56	50
1,1-Dichloroethene	ND		0.250	0.0595	mg/Kg			12/22/25 12:56	50
1,2-Dichloropropane	ND		0.250	0.0343	mg/Kg			12/22/25 12:56	50
1,3-Dichloropropane	ND		0.250	0.0575	mg/Kg			12/22/25 12:56	50
2,2-Dichloropropane	ND		0.250	0.0580	mg/Kg			12/22/25 12:56	50
1,1-Dichloropropene	ND		0.250	0.0510	mg/Kg			12/22/25 12:56	50
Ethyl acetate	ND		2.50	2.50	mg/Kg			12/22/25 12:56	50
Ethylbenzene	ND		0.250	0.0535	mg/Kg			12/22/25 12:56	50
Ethylene Dibromide	ND		0.250	0.0437	mg/Kg			12/22/25 12:56	50
Hexachlorobutadiene	ND		0.250	0.0800	mg/Kg			12/22/25 12:56	50
Hexane	ND		0.500	0.500	mg/Kg			12/22/25 12:56	50
2-Hexanone	ND		0.500	0.369	mg/Kg			12/22/25 12:56	50
Iodomethane	ND		0.500	0.0955	mg/Kg			12/22/25 12:56	50
Isopropylbenzene	ND		0.250	0.0735	mg/Kg			12/22/25 12:56	50

Eurofins Raleigh

QC Sample Results

Client: S&ME Inc
Project/Site: Lyon Park

Job ID: 752-40147-1

Method: 8260D - Volatile Organic Compounds by GC/MS (Continued)

Lab Sample ID: MB 705-103682/1006

Client Sample ID: Method Blank

Matrix: Solid

Prep Type: Total/NA

Analysis Batch: 103682

Analyte	MB	MB	RL	MDL	Unit	D	Prepared	Analyzed	Dil Fac
	Result	Qualifier							
Isopropyl ether	ND		0.500	0.500	mg/Kg			12/22/25 12:56	50
4-Isopropyltoluene	ND		0.250	0.170	mg/Kg			12/22/25 12:56	50
Methylene Chloride	ND		1.00	0.281	mg/Kg			12/22/25 12:56	50
4-Methyl-2-pentanone (MIBK)	ND		0.500	0.163	mg/Kg			12/22/25 12:56	50
Methyl tert-butyl ether	ND		0.250	0.0875	mg/Kg			12/22/25 12:56	50
m-Xylene & p-Xylene	ND		0.500	0.109	mg/Kg			12/22/25 12:56	50
Naphthalene	ND		0.250	0.193	mg/Kg			12/22/25 12:56	50
n-Butylbenzene	ND		0.250	0.0880	mg/Kg			12/22/25 12:56	50
n-Heptane	ND		0.500	0.500	mg/Kg			12/22/25 12:56	50
N-Propylbenzene	ND		0.250	0.0520	mg/Kg			12/22/25 12:56	50
o-Xylene	ND		0.250	0.0660	mg/Kg			12/22/25 12:56	50
sec-Butylbenzene	ND		0.250	0.0570	mg/Kg			12/22/25 12:56	50
Styrene	ND		0.250	0.127	mg/Kg			12/22/25 12:56	50
tert-Butylbenzene	ND		0.250	0.0595	mg/Kg			12/22/25 12:56	50
1,1,1,2-Tetrachloroethane	ND		0.250	0.0495	mg/Kg			12/22/25 12:56	50
1,1,2,2-Tetrachloroethane	ND		0.250	0.0650	mg/Kg			12/22/25 12:56	50
Tetrachloroethene	ND		0.250	0.0407	mg/Kg			12/22/25 12:56	50
Toluene	ND		0.250	0.0491	mg/Kg			12/22/25 12:56	50
trans-1,4-Dichloro-2-butene	ND		0.500	0.252	mg/Kg			12/22/25 12:56	50
trans-1,2-Dichloroethene	ND		0.250	0.0605	mg/Kg			12/22/25 12:56	50
trans-1,3-Dichloropropene	ND		0.250	0.0515	mg/Kg			12/22/25 12:56	50
1,2,3-Trichlorobenzene	ND		0.250	0.131	mg/Kg			12/22/25 12:56	50
1,2,4-Trichlorobenzene	ND		0.250	0.101	mg/Kg			12/22/25 12:56	50
1,1,1-Trichloroethane	ND		0.250	0.0720	mg/Kg			12/22/25 12:56	50
1,1,2-Trichloroethane	ND		0.250	0.0450	mg/Kg			12/22/25 12:56	50
Trichloroethene	ND		0.250	0.0347	mg/Kg			12/22/25 12:56	50
Trichlorofluoromethane	ND		0.250	0.0945	mg/Kg			12/22/25 12:56	50
1,2,3-Trichloropropane	ND		0.250	0.0670	mg/Kg			12/22/25 12:56	50
1,1,2-Trichloro-1,2,2-trifluoroethane	ND		0.500	0.0497	mg/Kg			12/22/25 12:56	50
1,2,4-Trimethylbenzene	ND		0.250	0.0585	mg/Kg			12/22/25 12:56	50
1,3,5-Trimethylbenzene	ND		0.250	0.0620	mg/Kg			12/22/25 12:56	50
Vinyl acetate	ND		0.500	0.166	mg/Kg			12/22/25 12:56	50
Vinyl chloride	ND		0.500	0.0825	mg/Kg			12/22/25 12:56	50
Xylenes, Total	ND		0.250	0.0660	mg/Kg			12/22/25 12:56	50

Surrogate	MB	MB	Limits	Prepared	Analyzed	Dil Fac
	%Recovery	Qualifier				
4-Bromofluorobenzene	96		67 - 127		12/22/25 12:56	50
Dibromofluoromethane	101		80 - 119		12/22/25 12:56	50
Toluene-d8 (Surr)	100		71 - 129		12/22/25 12:56	50

Lab Sample ID: LCS 705-103682/1004

Client Sample ID: Lab Control Sample

Matrix: Solid

Prep Type: Total/NA

Analysis Batch: 103682

Analyte	Spike Added	LCS Result	LCS Qualifier	Unit	D	%Rec	%Rec Limits
Benzene	1.00	1.048		mg/Kg		105	79 - 120
Bromobenzene	1.00	1.073		mg/Kg		107	75 - 118

Eurofins Raleigh

QC Sample Results

Client: S&ME Inc
Project/Site: Lyon Park

Job ID: 752-40147-1

Method: 8260D - Volatile Organic Compounds by GC/MS (Continued)

Lab Sample ID: LCS 705-103682/1004

Matrix: Solid

Analysis Batch: 103682

Client Sample ID: Lab Control Sample

Prep Type: Total/NA

Analyte	Spike Added	LCS Result	LCS Qualifier	Unit	D	%Rec	%Rec Limits
Bromoform	1.00	1.043		mg/Kg		104	71 - 136
Bromomethane	1.00	1.030		mg/Kg		103	62 - 134
2-Butanone (MEK)	2.00	2.077	J	mg/Kg		104	73 - 134
Carbon disulfide	1.00	1.049		mg/Kg		105	80 - 127
Carbon tetrachloride	1.00	1.162		mg/Kg		116	72 - 132
Chlorobenzene	1.00	1.101		mg/Kg		110	80 - 120
Chlorobromomethane	1.00	1.050		mg/Kg		105	79 - 122
Chlorodibromomethane	1.00	1.068		mg/Kg		107	81 - 123
Chloroethane	1.00	1.068		mg/Kg		107	66 - 130
Chloroform	1.00	1.043		mg/Kg		104	74 - 120
Chloromethane	1.00	0.9793		mg/Kg		98	64 - 131
2-Chlorotoluene	1.00	1.059		mg/Kg		106	74 - 122
4-Chlorotoluene	1.00	1.076		mg/Kg		108	75 - 121
cis-1,2-Dichloroethene	1.00	1.037		mg/Kg		104	78 - 122
cis-1,3-Dichloropropene	1.00	1.069		mg/Kg		107	75 - 134
1,2-Dibromo-3-Chloropropane	1.00	0.9422		mg/Kg		94	68 - 125
Dibromomethane	1.00	1.071		mg/Kg		107	82 - 119
1,2-Dichlorobenzene	1.00	1.070		mg/Kg		107	80 - 120
1,3-Dichlorobenzene	1.00	1.091		mg/Kg		109	78 - 120
1,4-Dichlorobenzene	1.00	1.088		mg/Kg		109	79 - 120
Dichlorobromomethane	1.00	1.084		mg/Kg		108	80 - 122
1,1-Dichloroethane	1.00	1.044		mg/Kg		104	72 - 123
1,2-Dichloroethane	1.00	1.118		mg/Kg		112	73 - 123
1,1-Dichloroethene	1.00	1.059		mg/Kg		106	74 - 126
1,2-Dichloropropane	1.00	1.040		mg/Kg		104	78 - 122
1,3-Dichloropropane	1.00	1.047		mg/Kg		105	82 - 120
2,2-Dichloropropane	1.00	1.235		mg/Kg		124	70 - 132
1,1-Dichloropropene	1.00	1.181		mg/Kg		118	74 - 126
Ethylbenzene	1.00	1.045		mg/Kg		104	80 - 121
Ethylene Dibromide	1.00	1.031		mg/Kg		103	82 - 118
Hexachlorobutadiene	1.00	1.214		mg/Kg		121	81 - 123
Hexane	1.00	1.152		mg/Kg		115	25 - 150
2-Hexanone	2.00	2.105		mg/Kg		105	81 - 132
Iodomethane	1.00	1.026		mg/Kg		103	50 - 150
Isopropylbenzene	1.00	1.093		mg/Kg		109	72 - 129
4-Isopropyltoluene	1.00	1.120		mg/Kg		112	73 - 131
Methylene Chloride	1.00	1.035		mg/Kg		103	72 - 122
4-Methyl-2-pentanone (MIBK)	2.00	2.036		mg/Kg		102	81 - 135
Methyl tert-butyl ether	1.00	1.036		mg/Kg		104	80 - 122
m-Xylene & p-Xylene	1.00	1.096		mg/Kg		110	79 - 123
Naphthalene	1.00	0.8197		mg/Kg		82	66 - 128
n-Butylbenzene	1.00	1.138		mg/Kg		114	73 - 132
n-Heptane	1.00	1.266		mg/Kg		127	25 - 150
N-Propylbenzene	1.00	1.080		mg/Kg		108	74 - 127
o-Xylene	1.00	1.084		mg/Kg		108	78 - 122
sec-Butylbenzene	1.00	1.117		mg/Kg		112	72 - 131
Styrene	1.00	1.089		mg/Kg		109	79 - 128
tert-Butylbenzene	1.00	1.122		mg/Kg		112	73 - 128
1,1,1,2-Tetrachloroethane	1.00	1.011		mg/Kg		101	78 - 124

Eurofins Raleigh

QC Sample Results

Client: S&ME Inc
Project/Site: Lyon Park

Job ID: 752-40147-1

Method: 8260D - Volatile Organic Compounds by GC/MS (Continued)

Lab Sample ID: LCS 705-103682/1004

Matrix: Solid

Analysis Batch: 103682

Client Sample ID: Lab Control Sample

Prep Type: Total/NA

Analyte	Spike Added	LCS Result	LCS Qualifier	Unit	D	%Rec	%Rec Limits
1,1,2,2-Tetrachloroethane	1.00	0.9984		mg/Kg		100	73 - 121
Tetrachloroethene	1.00	1.107		mg/Kg		111	74 - 121
Toluene	1.00	1.070		mg/Kg		107	77 - 123
trans-1,4-Dichloro-2-butene	1.00	1.009		mg/Kg		101	50 - 150
trans-1,2-Dichloroethene	1.00	1.055		mg/Kg		105	76 - 124
trans-1,3-Dichloropropene	1.00	1.085		mg/Kg		109	70 - 131
1,2,3-Trichlorobenzene	1.00	1.086		mg/Kg		109	70 - 128
1,2,4-Trichlorobenzene	1.00	1.032		mg/Kg		103	69 - 130
1,1,1-Trichloroethane	1.00	1.104		mg/Kg		110	73 - 126
1,1,2-Trichloroethane	1.00	1.053		mg/Kg		105	77 - 124
Trichloroethene	1.00	1.126		mg/Kg		113	79 - 121
Trichlorofluoromethane	1.00	1.049		mg/Kg		105	77 - 128
1,2,3-Trichloropropane	1.00	0.9864		mg/Kg		99	68 - 125
1,1,2-Trichloro-1,2,2-trifluoroethane	1.00	1.074		mg/Kg		107	80 - 121
1,2,4-Trimethylbenzene	1.00	1.101		mg/Kg		110	75 - 125
1,3,5-Trimethylbenzene	1.00	1.093		mg/Kg		109	74 - 128
Vinyl acetate	2.00	1.840		mg/Kg		92	50 - 150
Vinyl chloride	1.00	1.038		mg/Kg		104	68 - 130
Xylenes, Total	2.00	2.180		mg/Kg		109	79 - 122

Surrogate	LCS %Recovery	LCS Qualifier	Limits
4-Bromofluorobenzene	99		67 - 127
Dibromofluoromethane	99		80 - 119
Toluene-d8 (Surr)	100		71 - 129

Lab Sample ID: LCS 705-103682/1005

Matrix: Solid

Analysis Batch: 103682

Client Sample ID: Lab Control Sample

Prep Type: Total/NA

Analyte	Spike Added	LCS Result	LCS Qualifier	Unit	D	%Rec	%Rec Limits
Ethyl acetate	2.00	ND		mg/Kg		95	25 - 150
Isopropyl ether	1.00	0.9332		mg/Kg		93	50 - 150

Surrogate	LCS %Recovery	LCS Qualifier	Limits
4-Bromofluorobenzene	96		67 - 127
Dibromofluoromethane	100		80 - 119
Toluene-d8 (Surr)	98		71 - 129

Method: 8270E - Semivolatile Organic Compounds (GC-MS/MS)

Lab Sample ID: MB 400-733673/1-A

Matrix: Solid

Analysis Batch: 733790

Client Sample ID: Method Blank

Prep Type: Total/NA

Prep Batch: 733673

Analyte	MB Result	MB Qualifier	RL	MDL	Unit	D	Prepared	Analyzed	Dil Fac
1,1'-Biphenyl	ND		0.330	0.00960	mg/Kg		12/12/25 14:02	12/15/25 21:24	1
2,4,5-Trichlorophenol	ND		0.330	0.0330	mg/Kg		12/12/25 14:02	12/15/25 21:24	1
2,4,6-Trichlorophenol	ND		0.330	0.0330	mg/Kg		12/12/25 14:02	12/15/25 21:24	1

Eurofins Raleigh

QC Sample Results

Client: S&ME Inc
Project/Site: Lyon Park

Job ID: 752-40147-1

Method: 8270E - Semivolatile Organic Compounds (GC-MS/MS) (Continued)

Lab Sample ID: MB 400-733673/1-A

Client Sample ID: Method Blank

Matrix: Solid

Prep Type: Total/NA

Analysis Batch: 733790

Prep Batch: 733673

Analyte	MB	MB	RL	MDL	Unit	D	Prepared	Analyzed	Dil Fac
	Result	Qualifier							
2,4-Dichlorophenol	ND		0.330	0.0330	mg/Kg		12/12/25 14:02	12/15/25 21:24	1
2,4-Dimethylphenol	ND		0.330	0.0330	mg/Kg		12/12/25 14:02	12/15/25 21:24	1
2,4-Dinitrophenol	ND		0.990	0.0330	mg/Kg		12/12/25 14:02	12/15/25 21:24	1
2,4-Dinitrotoluene	ND		0.330	0.0330	mg/Kg		12/12/25 14:02	12/15/25 21:24	1
2,6-Dinitrotoluene	ND		0.330	0.0330	mg/Kg		12/12/25 14:02	12/15/25 21:24	1
2-Chloronaphthalene	ND		0.330	0.0330	mg/Kg		12/12/25 14:02	12/15/25 21:24	1
2-Chlorophenol	ND		0.330	0.0330	mg/Kg		12/12/25 14:02	12/15/25 21:24	1
2-Methylnaphthalene	ND		0.330	0.0330	mg/Kg		12/12/25 14:02	12/15/25 21:24	1
2-Methylphenol	ND		0.330	0.0330	mg/Kg		12/12/25 14:02	12/15/25 21:24	1
2-Nitroaniline	ND		0.330	0.0330	mg/Kg		12/12/25 14:02	12/15/25 21:24	1
2-Nitrophenol	ND		0.330	0.0330	mg/Kg		12/12/25 14:02	12/15/25 21:24	1
3 & 4 Methylphenol	ND		0.660	0.0330	mg/Kg		12/12/25 14:02	12/15/25 21:24	1
3,3'-Dichlorobenzidine	ND		0.330	0.0330	mg/Kg		12/12/25 14:02	12/15/25 21:24	1
3-Nitroaniline	ND		0.330	0.0330	mg/Kg		12/12/25 14:02	12/15/25 21:24	1
4,6-Dinitro-2-methylphenol	ND		0.330	0.0330	mg/Kg		12/12/25 14:02	12/15/25 21:24	1
4-Bromophenyl phenyl ether	ND		0.330	0.0330	mg/Kg		12/12/25 14:02	12/15/25 21:24	1
4-Chloro-3-methylphenol	ND		0.330	0.0330	mg/Kg		12/12/25 14:02	12/15/25 21:24	1
4-Chloroaniline	ND		0.330	0.0330	mg/Kg		12/12/25 14:02	12/15/25 21:24	1
4-Chlorophenyl phenyl ether	ND		0.330	0.0330	mg/Kg		12/12/25 14:02	12/15/25 21:24	1
4-Nitroaniline	ND		0.330	0.0330	mg/Kg		12/12/25 14:02	12/15/25 21:24	1
4-Nitrophenol	ND		0.330	0.0330	mg/Kg		12/12/25 14:02	12/15/25 21:24	1
Acenaphthene	ND		0.330	0.0330	mg/Kg		12/12/25 14:02	12/15/25 21:24	1
Acenaphthylene	ND		0.330	0.0330	mg/Kg		12/12/25 14:02	12/15/25 21:24	1
Acetophenone	ND		0.330	0.0330	mg/Kg		12/12/25 14:02	12/15/25 21:24	1
Anthracene	ND		0.330	0.0330	mg/Kg		12/12/25 14:02	12/15/25 21:24	1
Atrazine	ND		0.330	0.0330	mg/Kg		12/12/25 14:02	12/15/25 21:24	1
Benzaldehyde	ND		0.330	0.0330	mg/Kg		12/12/25 14:02	12/15/25 21:24	1
Benzo[a]anthracene	ND		0.330	0.0330	mg/Kg		12/12/25 14:02	12/15/25 21:24	1
Benzo[a]pyrene	ND		0.330	0.0330	mg/Kg		12/12/25 14:02	12/15/25 21:24	1
Benzo[b]fluoranthene	ND		0.330	0.00140	mg/Kg		12/12/25 14:02	12/15/25 21:24	1
Benzo[g,h,i]perylene	ND		0.330	0.0330	mg/Kg		12/12/25 14:02	12/15/25 21:24	1
Benzo[k]fluoranthene	ND		0.330	0.0330	mg/Kg		12/12/25 14:02	12/15/25 21:24	1
bis (2-chloroisopropyl) ether	ND		0.330	0.0330	mg/Kg		12/12/25 14:02	12/15/25 21:24	1
Bis(2-chloroethoxy)methane	ND		0.330	0.0330	mg/Kg		12/12/25 14:02	12/15/25 21:24	1
Bis(2-chloroethyl)ether	ND		0.330	0.0330	mg/Kg		12/12/25 14:02	12/15/25 21:24	1
Bis(2-ethylhexyl) phthalate	ND		0.330	0.100	mg/Kg		12/12/25 14:02	12/15/25 21:24	1
Butyl benzyl phthalate	ND		0.330	0.0330	mg/Kg		12/12/25 14:02	12/15/25 21:24	1
Caprolactam	ND		0.330	0.0330	mg/Kg		12/12/25 14:02	12/15/25 21:24	1
Carbazole	ND		0.330	0.0330	mg/Kg		12/12/25 14:02	12/15/25 21:24	1
Chrysene	ND		0.330	0.0330	mg/Kg		12/12/25 14:02	12/15/25 21:24	1
Dibenz(a,h)anthracene	ND		0.330	0.0330	mg/Kg		12/12/25 14:02	12/15/25 21:24	1
Dibenzofuran	ND		0.330	0.0330	mg/Kg		12/12/25 14:02	12/15/25 21:24	1
Diethyl phthalate	ND		0.330	0.0330	mg/Kg		12/12/25 14:02	12/15/25 21:24	1
Dimethyl phthalate	ND		0.330	0.0330	mg/Kg		12/12/25 14:02	12/15/25 21:24	1
Di-n-butyl phthalate	ND		0.990	0.300	mg/Kg		12/12/25 14:02	12/15/25 21:24	1
Di-n-octyl phthalate	ND		0.330	0.0330	mg/Kg		12/12/25 14:02	12/15/25 21:24	1
Fluoranthene	ND		0.330	0.0330	mg/Kg		12/12/25 14:02	12/15/25 21:24	1
Fluorene	ND		0.330	0.0330	mg/Kg		12/12/25 14:02	12/15/25 21:24	1
Hexachlorobenzene	ND		0.330	0.0330	mg/Kg		12/12/25 14:02	12/15/25 21:24	1

Eurofins Raleigh

QC Sample Results

Client: S&ME Inc
Project/Site: Lyon Park

Job ID: 752-40147-1

Method: 8270E - Semivolatile Organic Compounds (GC-MS/MS) (Continued)

Lab Sample ID: MB 400-733673/1-A

Matrix: Solid

Analysis Batch: 733790

Client Sample ID: Method Blank

Prep Type: Total/NA

Prep Batch: 733673

Analyte	MB	MB	RL	MDL	Unit	D	Prepared	Analyzed	Dil Fac
	Result	Qualifier							
Hexachlorobutadiene	ND		0.330	0.0330	mg/Kg		12/12/25 14:02	12/15/25 21:24	1
Hexachlorocyclopentadiene	ND		0.330	0.0330	mg/Kg		12/12/25 14:02	12/15/25 21:24	1
Hexachloroethane	ND		0.330	0.0330	mg/Kg		12/12/25 14:02	12/15/25 21:24	1
Indeno[1,2,3-cd]pyrene	ND		0.330	0.0330	mg/Kg		12/12/25 14:02	12/15/25 21:24	1
Isophorone	ND		0.330	0.0330	mg/Kg		12/12/25 14:02	12/15/25 21:24	1
Naphthalene	ND		0.330	0.0330	mg/Kg		12/12/25 14:02	12/15/25 21:24	1
Nitrobenzene	ND		0.330	0.0330	mg/Kg		12/12/25 14:02	12/15/25 21:24	1
N-Nitrosodi-n-propylamine	ND		0.330	0.0330	mg/Kg		12/12/25 14:02	12/15/25 21:24	1
N-Nitrosodiphenylamine	ND		0.330	0.0330	mg/Kg		12/12/25 14:02	12/15/25 21:24	1
Pentachlorophenol	ND		0.330	0.0330	mg/Kg		12/12/25 14:02	12/15/25 21:24	1
Phenanthrene	ND		0.330	0.0330	mg/Kg		12/12/25 14:02	12/15/25 21:24	1
Phenol	ND		0.330	0.0330	mg/Kg		12/12/25 14:02	12/15/25 21:24	1
Pyrene	ND		0.330	0.0330	mg/Kg		12/12/25 14:02	12/15/25 21:24	1

Surrogate	MB	MB	Limits	Prepared	Analyzed	Dil Fac
	%Recovery	Qualifier				
2,4,6-Tribromophenol (Surr)	112		40 - 140	12/12/25 14:02	12/15/25 21:24	1
2-Fluorobiphenyl (Surr)	118		40 - 140	12/12/25 14:02	12/15/25 21:24	1
2-Fluorophenol (Surr)	124		40 - 140	12/12/25 14:02	12/15/25 21:24	1
Nitrobenzene-d5 (Surr)	105		40 - 140	12/12/25 14:02	12/15/25 21:24	1
Phenol-d5 (Surr)	99		40 - 140	12/12/25 14:02	12/15/25 21:24	1
Terphenyl-d14 (Surr)	138		40 - 140	12/12/25 14:02	12/15/25 21:24	1

Lab Sample ID: LCS 400-733673/2-A

Matrix: Solid

Analysis Batch: 733790

Client Sample ID: Lab Control Sample

Prep Type: Total/NA

Prep Batch: 733673

Analyte	Spike Added	LCS Result	LCS Qualifier	Unit	D	%Rec	%Rec Limits
2,4,5-Trichlorophenol	1.50	1.618		mg/Kg		108	10 - 150
2,4,6-Trichlorophenol	1.50	1.968		mg/Kg		131	10 - 150
2,4-Dichlorophenol	1.50	1.766		mg/Kg		118	10 - 150
2,4-Dimethylphenol	1.50	0.4320		mg/Kg		29	10 - 141
2,4-Dinitrophenol	3.00	4.005		mg/Kg		134	10 - 150
2,4-Dinitrotoluene	1.50	1.944		mg/Kg		130	31 - 136
2,6-Dinitrotoluene	1.50	2.149	*+	mg/Kg		143	31 - 137
2-Chloronaphthalene	1.50	1.873		mg/Kg		125	20 - 126
2-Chlorophenol	1.50	1.717		mg/Kg		114	10 - 150
2-Methylnaphthalene	1.50	1.829		mg/Kg		122	20 - 150
2-Methylphenol	1.50	1.660		mg/Kg		111	18 - 126
2-Nitroaniline	1.50	2.310	*+	mg/Kg		154	30 - 150
2-Nitrophenol	1.50	2.181		mg/Kg		145	19 - 150
3 & 4 Methylphenol	1.50	1.669		mg/Kg		111	10 - 150
3,3'-Dichlorobenzidine	3.00	2.327		mg/Kg		78	10 - 124
3-Nitroaniline	1.50	1.619		mg/Kg		108	10 - 148
4,6-Dinitro-2-methylphenol	3.00	4.837	*+	mg/Kg		161	15 - 150
4-Bromophenyl phenyl ether	1.50	1.803		mg/Kg		120	21 - 129
4-Chloro-3-methylphenol	1.50	1.480		mg/Kg		99	16 - 150
4-Chloroaniline	1.50	0.8648		mg/Kg		58	10 - 120

Eurofins Raleigh

QC Sample Results

Client: S&ME Inc
Project/Site: Lyon Park

Job ID: 752-40147-1

Method: 8270E - Semivolatile Organic Compounds (GC-MS/MS) (Continued)

Lab Sample ID: LCS 400-733673/2-A

Matrix: Solid

Analysis Batch: 733790

Client Sample ID: Lab Control Sample

Prep Type: Total/NA

Prep Batch: 733673

Analyte	Spike Added	LCS	LCS	Unit	D	%Rec	%Rec Limits
		Result	Qualifier				
4-Chlorophenyl phenyl ether	1.50	1.612		mg/Kg		107	21 - 124
4-Nitroaniline	1.50	2.077		mg/Kg		138	21 - 146
4-Nitrophenol	3.00	2.676		mg/Kg		89	10 - 150
Acenaphthene	1.50	1.838		mg/Kg		123	21 - 150
Acenaphthylene	1.50	1.872		mg/Kg		125	22 - 150
Acetophenone	1.50	1.595		mg/Kg		106	15 - 128
Anthracene	1.50	1.838		mg/Kg		123	28 - 150
Atrazine	1.50	2.046		mg/Kg		136	10 - 150
Benzaldehyde	1.50	1.518		mg/Kg		101	10 - 150
Benzo[a]anthracene	1.50	1.854		mg/Kg		124	32 - 150
Benzo[a]pyrene	1.50	1.786		mg/Kg		119	24 - 150
Benzo[b]fluoranthene	1.50	1.781		mg/Kg		119	17 - 150
Benzo[g,h,i]perylene	1.50	1.654		mg/Kg		110	25 - 150
Benzo[k]fluoranthene	1.50	1.783		mg/Kg		119	24 - 150
bis (2-chloroisopropyl) ether	1.50	1.716		mg/Kg		114	13 - 125
Bis(2-chloroethoxy)methane	1.50	1.896		mg/Kg		126	16 - 132
Bis(2-chloroethyl)ether	1.50	1.680		mg/Kg		112	24 - 120
Bis(2-ethylhexyl) phthalate	1.50	1.713		mg/Kg		114	12 - 150
Butyl benzyl phthalate	1.50	2.020		mg/Kg		135	24 - 150
Caprolactam	1.50	2.331	*+	mg/Kg		155	10 - 150
Carbazole	1.50	1.960		mg/Kg		131	16 - 150
Chrysene	1.50	1.821		mg/Kg		121	31 - 150
Dibenz(a,h)anthracene	1.50	1.689		mg/Kg		113	26 - 150
Dibenzofuran	1.50	1.835		mg/Kg		122	27 - 123
Diethyl phthalate	1.50	1.909		mg/Kg		127	20 - 150
Dimethyl phthalate	1.50	1.883		mg/Kg		126	21 - 140
Di-n-butyl phthalate	1.50	2.002		mg/Kg		133	10 - 150
Di-n-octyl phthalate	1.50	2.165		mg/Kg		144	23 - 150
Fluoranthene	1.50	1.899		mg/Kg		127	27 - 150
Fluorene	1.50	1.890		mg/Kg		126	21 - 150
Hexachlorobenzene	1.50	1.749		mg/Kg		117	23 - 121
Hexachlorobutadiene	1.50	1.661		mg/Kg		111	15 - 120
Hexachlorocyclopentadiene	1.50	1.610		mg/Kg		107	14 - 132
Hexachloroethane	1.50	1.641		mg/Kg		109	20 - 120
Indeno[1,2,3-cd]pyrene	1.50	1.684		mg/Kg		112	33 - 150
Isophorone	1.50	1.730		mg/Kg		115	22 - 129
Naphthalene	1.50	1.735		mg/Kg		116	17 - 150
Nitrobenzene	1.50	1.733		mg/Kg		116	22 - 126
N-Nitrosodi-n-propylamine	1.50	1.815		mg/Kg		121	23 - 128
N-Nitrosodiphenylamine	1.49	1.883		mg/Kg		127	21 - 137
Pentachlorophenol	3.00	4.174		mg/Kg		139	10 - 150
Phenanthrene	1.50	1.787		mg/Kg		119	24 - 150
Phenol	1.50	1.399		mg/Kg		93	10 - 150
Pyrene	1.50	1.887		mg/Kg		126	25 - 150

Surrogate	LCS LCS		Limits
	%Recovery	Qualifier	
2,4,6-Tribromophenol (Surr)	101		40 - 140
2-Fluorobiphenyl (Surr)	105		40 - 140

Eurofins Raleigh

QC Sample Results

Client: S&ME Inc
Project/Site: Lyon Park

Job ID: 752-40147-1

Method: 8270E - Semivolatile Organic Compounds (GC-MS/MS) (Continued)

Lab Sample ID: LCS 400-733673/2-A

Matrix: Solid

Analysis Batch: 733790

Client Sample ID: Lab Control Sample

Prep Type: Total/NA

Prep Batch: 733673

Surrogate	LCS	LCS	Limits
	%Recovery	Qualifier	
2-Fluorophenol (Surr)	113		40 - 140
Nitrobenzene-d5 (Surr)	103		40 - 140
Phenol-d5 (Surr)	89		40 - 140
Terphenyl-d14 (Surr)	110		40 - 140

Lab Sample ID: 752-40147-1 MS

Matrix: Solid

Analysis Batch: 733790

Client Sample ID: SED-7

Prep Type: Total/NA

Prep Batch: 733673

Analyte	Sample	Sample	Spike	MS	MS	Unit	D	%Rec	%Rec	Limits
	Result	Qualifier	Added	Result	Qualifier					
1,1'-Biphenyl	ND		1.78	2.094		mg/Kg	⊛	118		40 - 140
2,4,5-Trichlorophenol	ND		1.78	1.512		mg/Kg	⊛	85		40 - 140
2,4,6-Trichlorophenol	ND		1.78	2.160		mg/Kg	⊛	122		40 - 140
2,4-Dichlorophenol	ND		1.78	2.035		mg/Kg	⊛	115		40 - 140
2,4-Dimethylphenol	ND		1.78	0.7779		mg/Kg	⊛	44		40 - 140
2,4-Dinitrophenol	ND		3.55	3.890		mg/Kg	⊛	110		40 - 140
2,4-Dinitrotoluene	ND		1.78	2.184		mg/Kg	⊛	123		40 - 140
2,6-Dinitrotoluene	ND	F1 *+	1.78	2.533	F1	mg/Kg	⊛	143		40 - 140
2-Chloronaphthalene	ND		1.78	2.130		mg/Kg	⊛	120		40 - 140
2-Chlorophenol	ND		1.78	1.994		mg/Kg	⊛	112		40 - 140
2-Methylnaphthalene	ND		1.78	2.145		mg/Kg	⊛	121		40 - 140
2-Methylphenol	ND		1.78	1.773		mg/Kg	⊛	100		40 - 140
2-Nitroaniline	ND	F1 *+	1.78	2.698	F1	mg/Kg	⊛	152		40 - 140
2-Nitrophenol	ND	F1	1.78	2.638	F1	mg/Kg	⊛	149		40 - 140
3 & 4 Methylphenol	ND		1.78	1.797		mg/Kg	⊛	101		40 - 140
3,3'-Dichlorobenzidine	ND		3.55	3.867	E	mg/Kg	⊛	109		40 - 140
3-Nitroaniline	ND		1.78	2.282		mg/Kg	⊛	129		40 - 140
4,6-Dinitro-2-methylphenol	ND	F1 *+	3.55	5.736	F1	mg/Kg	⊛	162		40 - 140
4-Bromophenyl phenyl ether	ND		1.78	2.008		mg/Kg	⊛	113		40 - 140
4-Chloro-3-methylphenol	ND		1.78	1.966		mg/Kg	⊛	111		40 - 140
4-Chloroaniline	ND		1.78	1.786		mg/Kg	⊛	101		40 - 140
4-Chlorophenyl phenyl ether	ND		1.78	1.811		mg/Kg	⊛	102		40 - 140
4-Nitroaniline	ND		1.78	2.310		mg/Kg	⊛	130		40 - 140
4-Nitrophenol	ND		3.55	2.847		mg/Kg	⊛	80		40 - 140
Acenaphthene	ND		1.78	2.128		mg/Kg	⊛	120		40 - 140
Acenaphthylene	ND		1.78	2.159		mg/Kg	⊛	122		40 - 140
Acetophenone	ND		1.78	1.839		mg/Kg	⊛	104		40 - 140
Anthracene	ND		1.78	2.017		mg/Kg	⊛	114		40 - 140
Atrazine	ND		1.78	2.290		mg/Kg	⊛	129		40 - 140
Benzaldehyde	ND		1.78	1.699		mg/Kg	⊛	96		40 - 140
Benzo[a]anthracene	0.0544	J	1.78	2.281		mg/Kg	⊛	125		40 - 140
Benzo[a]pyrene	0.0539	J	1.78	2.130		mg/Kg	⊛	117		40 - 140
Benzo[b]fluoranthene	0.0724	J	1.78	2.140		mg/Kg	⊛	116		40 - 140
Benzo[g,h,i]perylene	0.0594	J	1.78	1.939		mg/Kg	⊛	106		40 - 140
Benzo[k]fluoranthene	ND		1.78	2.078		mg/Kg	⊛	117		40 - 140
bis (2-chloroisopropyl) ether	ND		1.78	2.060		mg/Kg	⊛	116		40 - 140
Bis(2-chloroethoxy)methane	ND		1.78	2.195		mg/Kg	⊛	124		40 - 140
Bis(2-chloroethyl)ether	ND		1.78	2.012		mg/Kg	⊛	113		40 - 140

QC Sample Results

Client: S&ME Inc
Project/Site: Lyon Park

Job ID: 752-40147-1

Method: 8270E - Semivolatile Organic Compounds (GC-MS/MS) (Continued)

Lab Sample ID: 752-40147-1 MS

Matrix: Solid

Analysis Batch: 733790

Client Sample ID: SED-7

Prep Type: Total/NA

Prep Batch: 733673

Analyte	Sample	Sample	Spike	MS	MS	Unit	D	%Rec	%Rec
	Result	Qualifier	Added	Result	Qualifier				
Bis(2-ethylhexyl) phthalate	ND		1.78	1.973		mg/Kg	⊛	111	40 - 140
Butyl benzyl phthalate	ND		1.78	2.255		mg/Kg	⊛	127	40 - 140
Caprolactam	ND	F1 *+	1.78	2.552	F1	mg/Kg	⊛	144	40 - 140
Carbazole	ND		1.78	2.171		mg/Kg	⊛	122	40 - 140
Chrysene	0.0579	J	1.78	2.080		mg/Kg	⊛	114	40 - 140
Dibenz(a,h)anthracene	ND		1.78	1.900		mg/Kg	⊛	107	40 - 140
Dibenzofuran	ND		1.78	2.110		mg/Kg	⊛	119	40 - 140
Diethyl phthalate	ND		1.78	2.098		mg/Kg	⊛	118	40 - 140
Dimethyl phthalate	ND		1.78	2.111		mg/Kg	⊛	119	40 - 140
Di-n-butyl phthalate	ND		1.78	2.201		mg/Kg	⊛	124	40 - 140
Di-n-octyl phthalate	ND	F1	1.78	2.433		mg/Kg	⊛	137	40 - 140
Fluoranthene	0.125	J	1.78	2.347		mg/Kg	⊛	125	40 - 140
Fluorene	ND		1.78	2.157		mg/Kg	⊛	122	40 - 140
Hexachlorobenzene	ND		1.78	1.953		mg/Kg	⊛	110	40 - 140
Hexachlorobutadiene	ND		1.78	1.971		mg/Kg	⊛	111	40 - 140
Hexachlorocyclopentadiene	ND		1.78	1.520		mg/Kg	⊛	86	40 - 140
Hexachloroethane	ND		1.78	1.997		mg/Kg	⊛	112	40 - 140
Indeno[1,2,3-cd]pyrene	0.0488	J	1.78	1.969		mg/Kg	⊛	108	40 - 140
Isophorone	ND		1.78	2.010		mg/Kg	⊛	113	40 - 140
Naphthalene	ND		1.78	2.035		mg/Kg	⊛	115	40 - 140
Nitrobenzene	ND		1.78	2.100		mg/Kg	⊛	118	40 - 140
N-Nitrosodi-n-propylamine	ND		1.78	2.136		mg/Kg	⊛	120	40 - 140
N-Nitrosodiphenylamine	ND		1.76	2.071		mg/Kg	⊛	118	40 - 140
Pentachlorophenol	ND	F2 F1	3.55	2.823		mg/Kg	⊛	80	40 - 140
Phenanthrene	0.126	J	1.78	2.145		mg/Kg	⊛	114	40 - 140
Phenol	ND		1.78	1.878		mg/Kg	⊛	106	40 - 140
Pyrene	0.115	J	1.78	2.300		mg/Kg	⊛	123	40 - 140

Surrogate	MS	MS	Limits
	%Recovery	Qualifier	
2,4,6-Tribromophenol (Surr)	93		40 - 140
2-Fluorobiphenyl (Surr)	104		40 - 140
2-Fluorophenol (Surr)	111		40 - 140
Nitrobenzene-d5 (Surr)	110		40 - 140
Phenol-d5 (Surr)	90		40 - 140
Terphenyl-d14 (Surr)	109		40 - 140

Lab Sample ID: 752-40147-1 MSD

Matrix: Solid

Analysis Batch: 733790

Client Sample ID: SED-7

Prep Type: Total/NA

Prep Batch: 733673

Analyte	Sample	Sample	Spike	MSD	MSD	Unit	D	%Rec	%Rec	RPD	
	Result	Qualifier	Added	Result	Qualifier					Limits	RPD
1,1'-Biphenyl	ND		1.80	2.115		mg/Kg	⊛	118	40 - 140	1	50
2,4,5-Trichlorophenol	ND		1.80	1.343		mg/Kg	⊛	75	40 - 140	12	50
2,4,6-Trichlorophenol	ND		1.80	2.176		mg/Kg	⊛	121	40 - 140	1	50
2,4-Dichlorophenol	ND		1.80	2.117		mg/Kg	⊛	118	40 - 140	4	50
2,4-Dimethylphenol	ND		1.80	0.8721		mg/Kg	⊛	48	40 - 140	11	50
2,4-Dinitrophenol	ND		3.60	2.976		mg/Kg	⊛	83	40 - 140	27	50
2,4-Dinitrotoluene	ND		1.80	2.204		mg/Kg	⊛	122	40 - 140	1	50

Eurofins Raleigh

QC Sample Results

Client: S&ME Inc
Project/Site: Lyon Park

Job ID: 752-40147-1

Method: 8270E - Semivolatile Organic Compounds (GC-MS/MS) (Continued)

Lab Sample ID: 752-40147-1 MSD

Client Sample ID: SED-7

Matrix: Solid

Prep Type: Total/NA

Analysis Batch: 733790

Prep Batch: 733673

Analyte	Sample		Spike Added	MSD		Unit	D	%Rec	%Rec		RPD	Limit
	Result	Qualifier		Result	Qualifier				Limits	RPD		
2,6-Dinitrotoluene	ND	F1 *+	1.80	2.567	F1	mg/Kg	☼	143	40 - 140	1	50	
2-Chloronaphthalene	ND		1.80	2.165		mg/Kg	☼	120	40 - 140	2	50	
2-Chlorophenol	ND		1.80	1.885		mg/Kg	☼	105	40 - 140	6	50	
2-Methylnaphthalene	ND		1.80	2.226		mg/Kg	☼	124	40 - 140	4	50	
2-Methylphenol	ND		1.80	1.647		mg/Kg	☼	92	40 - 140	7	50	
2-Nitroaniline	ND	F1 *+	1.80	2.794	F1	mg/Kg	☼	155	40 - 140	3	50	
2-Nitrophenol	ND	F1	1.80	2.750	F1	mg/Kg	☼	153	40 - 140	4	50	
3 & 4 Methylphenol	ND		1.80	1.749		mg/Kg	☼	97	40 - 140	3	50	
3,3'-Dichlorobenzidine	ND		3.60	4.000	E	mg/Kg	☼	111	40 - 140	3	50	
3-Nitroaniline	ND		1.80	2.322		mg/Kg	☼	129	40 - 140	2	50	
4,6-Dinitro-2-methylphenol	ND	F1 *+	3.60	5.263	F1	mg/Kg	☼	146	40 - 140	9	50	
4-Bromophenyl phenyl ether	ND		1.80	2.133		mg/Kg	☼	119	40 - 140	6	50	
4-Chloro-3-methylphenol	ND		1.80	2.036		mg/Kg	☼	113	40 - 140	3	50	
4-Chloroaniline	ND		1.80	1.796		mg/Kg	☼	100	40 - 140	1	50	
4-Chlorophenyl phenyl ether	ND		1.80	1.828		mg/Kg	☼	102	40 - 140	1	50	
4-Nitroaniline	ND		1.80	2.347		mg/Kg	☼	130	40 - 140	2	50	
4-Nitrophenol	ND		3.60	2.997		mg/Kg	☼	83	40 - 140	5	50	
Acenaphthene	ND		1.80	2.160		mg/Kg	☼	120	40 - 140	1	50	
Acenaphthylene	ND		1.80	2.207		mg/Kg	☼	123	40 - 140	2	50	
Acetophenone	ND		1.80	1.791		mg/Kg	☼	100	40 - 140	3	50	
Anthracene	ND		1.80	2.126		mg/Kg	☼	118	40 - 140	5	50	
Atrazine	ND		1.80	2.334		mg/Kg	☼	130	40 - 140	2	50	
Benzaldehyde	ND		1.80	1.746		mg/Kg	☼	97	40 - 140	3	50	
Benzo[a]anthracene	0.0544	J	1.80	2.308		mg/Kg	☼	125	40 - 140	1	50	
Benzo[a]pyrene	0.0539	J	1.80	2.169		mg/Kg	☼	118	40 - 140	2	50	
Benzo[b]fluoranthene	0.0724	J	1.80	2.174		mg/Kg	☼	117	40 - 140	2	50	
Benzo[g,h,i]perylene	0.0594	J	1.80	1.918		mg/Kg	☼	103	40 - 140	1	50	
Benzo[k]fluoranthene	ND		1.80	2.046		mg/Kg	☼	114	40 - 140	2	50	
bis (2-chloroisopropyl) ether	ND		1.80	1.903		mg/Kg	☼	106	40 - 140	8	50	
Bis(2-chloroethoxy)methane	ND		1.80	2.253		mg/Kg	☼	125	40 - 140	3	50	
Bis(2-chloroethyl)ether	ND		1.80	1.930		mg/Kg	☼	107	40 - 140	4	50	
Bis(2-ethylhexyl) phthalate	ND		1.80	1.990		mg/Kg	☼	111	40 - 140	1	50	
Butyl benzyl phthalate	ND		1.80	2.326		mg/Kg	☼	129	40 - 140	3	50	
Caprolactam	ND	F1 *+	1.80	2.574	F1	mg/Kg	☼	143	40 - 140	1	50	
Carbazole	ND		1.80	2.265		mg/Kg	☼	126	40 - 140	4	50	
Chrysene	0.0579	J	1.80	2.277		mg/Kg	☼	123	40 - 140	9	50	
Dibenz(a,h)anthracene	ND		1.80	1.873		mg/Kg	☼	104	40 - 140	1	50	
Dibenzofuran	ND		1.80	2.158		mg/Kg	☼	120	40 - 140	2	50	
Diethyl phthalate	ND		1.80	2.141		mg/Kg	☼	119	40 - 140	2	50	
Dimethyl phthalate	ND		1.80	2.155		mg/Kg	☼	120	40 - 140	2	50	
Di-n-butyl phthalate	ND		1.80	2.291		mg/Kg	☼	127	40 - 140	4	50	
Di-n-octyl phthalate	ND	F1	1.80	2.549	F1	mg/Kg	☼	142	40 - 140	5	50	
Fluoranthene	0.125	J	1.80	2.559		mg/Kg	☼	135	40 - 140	9	50	
Fluorene	ND		1.80	2.255		mg/Kg	☼	125	40 - 140	4	50	
Hexachlorobenzene	ND		1.80	2.042		mg/Kg	☼	113	40 - 140	4	50	
Hexachlorobutadiene	ND		1.80	1.948		mg/Kg	☼	108	40 - 140	1	50	
Hexachlorocyclopentadiene	ND		1.80	1.378		mg/Kg	☼	77	40 - 140	10	50	
Hexachloroethane	ND		1.80	1.889		mg/Kg	☼	105	40 - 140	6	50	
Indeno[1,2,3-cd]pyrene	0.0488	J	1.80	1.926		mg/Kg	☼	104	40 - 140	2	50	

Eurofins Raleigh

QC Sample Results

Client: S&ME Inc
Project/Site: Lyon Park

Job ID: 752-40147-1

Method: 8270E - Semivolatile Organic Compounds (GC-MS/MS) (Continued)

Lab Sample ID: 752-40147-1 MSD

Matrix: Solid

Analysis Batch: 733790

Client Sample ID: SED-7

Prep Type: Total/NA

Prep Batch: 733673

Analyte	Sample	Sample	Spike	MSD	MSD	Unit	D	%Rec	%Rec	RPD	Limit
	Result	Qualifier	Added	Result	Qualifier				Limits		
Isophorone	ND		1.80	1.999		mg/Kg	☼	111	40 - 140	1	50
Naphthalene	ND		1.80	2.095		mg/Kg	☼	116	40 - 140	3	50
Nitrobenzene	ND		1.80	2.044		mg/Kg	☼	114	40 - 140	3	50
N-Nitrosodi-n-propylamine	ND		1.80	2.150		mg/Kg	☼	119	40 - 140	1	50
N-Nitrosodiphenylamine	ND		1.79	2.113		mg/Kg	☼	118	40 - 140	2	50
Pentachlorophenol	ND	F2 F1	3.60	1.384	F2 F1	mg/Kg	☼	38	40 - 140	68	50
Phenanthrene	0.126	J	1.80	2.401		mg/Kg	☼	126	40 - 140	11	50
Phenol	ND		1.80	1.768		mg/Kg	☼	98	40 - 140	6	50
Pyrene	0.115	J	1.80	2.531		mg/Kg	☼	134	40 - 140	10	50

Surrogate	MSD	MSD	Limits
	%Recovery	Qualifier	
2,4,6-Tribromophenol (Surr)	98		40 - 140
2-Fluorobiphenyl (Surr)	108		40 - 140
2-Fluorophenol (Surr)	109		40 - 140
Nitrobenzene-d5 (Surr)	111		40 - 140
Phenol-d5 (Surr)	86		40 - 140
Terphenyl-d14 (Surr)	110		40 - 140

Method: 8270E SIM ID - Semivolatile Organic Compounds (GC/MS SIM / Isotope Dilution)

Lab Sample ID: MB 400-733621/1-A

Matrix: Solid

Analysis Batch: 733966

Client Sample ID: Method Blank

Prep Type: Total/NA

Prep Batch: 733621

Analyte	MB	MB	RL	MDL	Unit	D	Prepared	Analyzed	Dil Fac
	Result	Qualifier							
1,4-Dioxane	ND		0.00120	0.00120	mg/Kg		12/12/25 10:42	12/16/25 15:12	1
Isotope Dilution	%Recovery	Qualifier	Limits	Prepared	Analyzed	Dil Fac			
1,4-Dioxane-d8	72		10 - 150	12/12/25 10:42	12/16/25 15:12	1			

Lab Sample ID: LCS 400-733621/2-A

Matrix: Solid

Analysis Batch: 733966

Client Sample ID: Lab Control Sample

Prep Type: Total/NA

Prep Batch: 733621

Analyte	Spike Added	LCS	LCS	Unit	D	%Rec	%Rec
		Result	Qualifier				Limits
1,4-Dioxane	0.267	0.2584		mg/Kg		97	50 - 150
Isotope Dilution	%Recovery	Qualifier	Limits				
1,4-Dioxane-d8	68		10 - 150				

Method: 9056A - Anions, Ion Chromatography

Lab Sample ID: MB 705-102702/1-A

Matrix: Solid

Analysis Batch: 102837

Client Sample ID: Method Blank

Prep Type: Soluble

Analyte	MB	MB	RL	MDL	Unit	D	Prepared	Analyzed	Dil Fac
	Result	Qualifier							
Sulfate	ND		10.0	9.81	mg/Kg			12/19/25 03:45	1

Eurofins Raleigh

QC Sample Results

Client: S&ME Inc
Project/Site: Lyon Park

Job ID: 752-40147-1

Method: 9056A - Anions, Ion Chromatography (Continued)

Lab Sample ID: LCS 705-102702/2-A
Matrix: Solid
Analysis Batch: 102837

Client Sample ID: Lab Control Sample
Prep Type: Soluble

Analyte	Spike Added	LCS Result	LCS Qualifier	Unit	D	%Rec	%Rec Limits
Sulfate	250	251.3		mg/Kg		101	90 - 110

Lab Sample ID: MB 705-102702/1-A
Matrix: Solid
Analysis Batch: 102838

Client Sample ID: Method Blank
Prep Type: Soluble

Analyte	MB Result	MB Qualifier	RL	MDL	Unit	D	Prepared	Analyzed	Dil Fac
Nitrate as N	ND		2.50	0.725	mg/Kg			12/19/25 03:45	1

Lab Sample ID: LCS 705-102702/2-A
Matrix: Solid
Analysis Batch: 102838

Client Sample ID: Lab Control Sample
Prep Type: Soluble

Analyte	Spike Added	LCS Result	LCS Qualifier	Unit	D	%Rec	%Rec Limits
Nitrate as N	50.0	53.47		mg/Kg		107	90 - 110

Method: 6020B - Metals (ICP/MS)

Lab Sample ID: MB 705-101906/1-A
Matrix: Solid
Analysis Batch: 102374

Client Sample ID: Method Blank
Prep Type: Total/NA
Prep Batch: 101906

Analyte	MB Result	MB Qualifier	RL	MDL	Unit	D	Prepared	Analyzed	Dil Fac
Antimony	ND		1.00	0.229	mg/Kg		12/16/25 06:55	12/17/25 01:26	5
Arsenic	0.05725	J	0.600	0.0535	mg/Kg		12/16/25 06:55	12/17/25 01:26	5
Barium	ND		2.50	0.0142	mg/Kg		12/16/25 06:55	12/17/25 01:26	5
Beryllium	ND		0.500	0.0351	mg/Kg		12/16/25 06:55	12/17/25 01:26	5
Cadmium	ND		0.500	0.0163	mg/Kg		12/16/25 06:55	12/17/25 01:26	5
Chromium	ND		1.00	0.206	mg/Kg		12/16/25 06:55	12/17/25 01:26	5
Cobalt	ND		0.750	0.0283	mg/Kg		12/16/25 06:55	12/17/25 01:26	5
Copper	ND		0.500	0.0520	mg/Kg		12/16/25 06:55	12/17/25 01:26	5
Lead	ND		0.500	0.0590	mg/Kg		12/16/25 06:55	12/17/25 01:26	5
Manganese	ND		1.00	0.0615	mg/Kg		12/16/25 06:55	12/17/25 01:26	5
Nickel	ND		1.00	0.0262	mg/Kg		12/16/25 06:55	12/17/25 01:26	5
Selenium	ND		2.50	0.178	mg/Kg		12/16/25 06:55	12/17/25 01:26	5
Silver	ND		0.250	0.00290	mg/Kg		12/16/25 06:55	12/17/25 01:26	5
Thallium	ND		0.700	0.0422	mg/Kg		12/16/25 06:55	12/17/25 01:26	5
Vanadium	0.1793	J	1.00	0.126	mg/Kg		12/16/25 06:55	12/17/25 01:26	5
Zinc	ND		2.50	2.08	mg/Kg		12/16/25 06:55	12/17/25 01:26	5

Lab Sample ID: LCS 705-101906/2-A
Matrix: Solid
Analysis Batch: 102374

Client Sample ID: Lab Control Sample
Prep Type: Total/NA
Prep Batch: 101906

Analyte	Spike Added	LCS Result	LCS Qualifier	Unit	D	%Rec	%Rec Limits
Antimony	10.0	9.298		mg/Kg		93	80 - 120
Arsenic	10.0	9.565		mg/Kg		96	80 - 120
Barium	10.0	9.419		mg/Kg		94	80 - 120
Beryllium	10.0	8.971		mg/Kg		90	80 - 120
Cadmium	10.0	9.112		mg/Kg		91	80 - 120

Eurofins Raleigh

QC Sample Results

Client: S&ME Inc
Project/Site: Lyon Park

Job ID: 752-40147-1

Method: 6020B - Metals (ICP/MS) (Continued)

Lab Sample ID: LCS 705-101906/2-A
Matrix: Solid
Analysis Batch: 102374

Client Sample ID: Lab Control Sample
Prep Type: Total/NA
Prep Batch: 101906

Analyte	Spike Added	LCS Result	LCS Qualifier	Unit	D	%Rec	%Rec	
							Limits	
Chromium	10.0	9.723		mg/Kg		97	80 - 120	
Cobalt	10.0	9.946		mg/Kg		99	80 - 120	
Copper	10.0	10.11		mg/Kg		101	80 - 120	
Lead	10.0	10.01		mg/Kg		100	80 - 120	
Manganese	10.0	9.444		mg/Kg		94	80 - 120	
Nickel	10.0	9.744		mg/Kg		97	80 - 120	
Selenium	10.0	9.221		mg/Kg		92	80 - 120	
Silver	1.00	1.018		mg/Kg		102	80 - 120	
Thallium	10.0	9.949		mg/Kg		99	80 - 120	
Vanadium	10.0	9.865		mg/Kg		99	80 - 120	
Zinc	10.0	9.725		mg/Kg		97	80 - 120	

Method: 7471B - Mercury (CVAA)

Lab Sample ID: MB 705-101749/1-A
Matrix: Solid
Analysis Batch: 102503

Client Sample ID: Method Blank
Prep Type: Total/NA
Prep Batch: 101749

Analyte	MB MB		RL	MDL	Unit	D	Prepared	Analyzed	Dil Fac
	Result	Qualifier							
Mercury	ND		0.100	0.0146	mg/Kg		12/16/25 11:33	12/17/25 10:35	1

Lab Sample ID: LCS 705-101749/2-A
Matrix: Solid
Analysis Batch: 102503

Client Sample ID: Lab Control Sample
Prep Type: Total/NA
Prep Batch: 101749

Analyte	Spike Added	LCS Result	LCS Qualifier	Unit	D	%Rec	%Rec	
							Limits	
Mercury	0.400	0.3935		mg/Kg		98	80 - 120	

Method: 350.1 - Nitrogen, Ammonia

Lab Sample ID: MRL 400-734454/19
Matrix: Solid
Analysis Batch: 734454

Client Sample ID: Lab Control Sample
Prep Type: Total/NA

Analyte	Spike Added	MRL Result	MRL Qualifier	Unit	D	%Rec	%Rec	
							Limits	
Ammonia (as N)	0.0500	0.04400	J	mg/L		88	50 - 150	

Lab Sample ID: MB 400-734277/1-A
Matrix: Solid
Analysis Batch: 734454

Client Sample ID: Method Blank
Prep Type: Soluble

Analyte	MB MB		RL	MDL	Unit	D	Prepared	Analyzed	Dil Fac
	Result	Qualifier							
Ammonia (as N)	ND		1.00	0.321	mg/Kg			12/19/25 12:08	1

Lab Sample ID: LCS 400-734277/2-A
Matrix: Solid
Analysis Batch: 734454

Client Sample ID: Lab Control Sample
Prep Type: Soluble

Analyte	Spike Added	LCS Result	LCS Qualifier	Unit	D	%Rec	%Rec	
							Limits	
Ammonia (as N)	59.1	60.45		mg/Kg		102	90 - 110	

Eurofins Raleigh

QC Sample Results

Client: S&ME Inc
Project/Site: Lyon Park

Job ID: 752-40147-1

Method: 7199 - Chromium, Hexavalent (IC)

Lab Sample ID: MB 400-733802/1-A
Matrix: Solid
Analysis Batch: 734145

Client Sample ID: Method Blank
Prep Type: Total/NA
Prep Batch: 733802

Analyte	MB Result	MB Qualifier	RL	MDL	Unit	D	Prepared	Analyzed	Dil Fac
Cr (VI)	ND		1.00	0.100	mg/Kg		12/15/25 10:01	12/17/25 22:15	1

Lab Sample ID: LCS 400-733802/2-A
Matrix: Solid
Analysis Batch: 734145

Client Sample ID: Lab Control Sample
Prep Type: Total/NA
Prep Batch: 733802

Analyte	Spike Added	LCS Result	LCS Qualifier	Unit	D	%Rec	%Rec Limits
Cr (VI)	2.00	2.035		mg/Kg		102	85 - 115

- 1
- 2
- 3
- 4
- 5
- 6
- 7
- 8
- 9
- 10
- 11
- 12
- 13
- 14
- 15
- 16

QC Association Summary

Client: S&ME Inc
Project/Site: Lyon Park

Job ID: 752-40147-1

GC/MS VOA

Prep Batch: 101546

Lab Sample ID	Client Sample ID	Prep Type	Matrix	Method	Prep Batch
752-40147-1	SED-7	Total/NA	Solid	5035	
752-40147-2	SED-8	Total/NA	Solid	5035	
752-40147-3	SED-9	Total/NA	Solid	5035	
752-40147-3 MS	SED-9	Total/NA	Solid	5035	
752-40147-3 MSD	SED-9	Total/NA	Solid	5035	

Analysis Batch: 102928

Lab Sample ID	Client Sample ID	Prep Type	Matrix	Method	Prep Batch
752-40147-1	SED-7	Total/NA	Solid	8260D	101546
752-40147-2	SED-8	Total/NA	Solid	8260D	101546
MB 705-102928/6	Method Blank	Total/NA	Solid	8260D	
LCS 705-102928/1001	Lab Control Sample	Total/NA	Solid	8260D	
LCS 705-102928/1003	Lab Control Sample	Total/NA	Solid	8260D	
LCS 705-102928/2	Lab Control Sample Dup	Total/NA	Solid	8260D	
LCS 705-102928/4	Lab Control Sample Dup	Total/NA	Solid	8260D	

Analysis Batch: 103682

Lab Sample ID	Client Sample ID	Prep Type	Matrix	Method	Prep Batch
752-40147-3	SED-9	Total/NA	Solid	8260D	101546
MB 705-103682/1006	Method Blank	Total/NA	Solid	8260D	
LCS 705-103682/1004	Lab Control Sample	Total/NA	Solid	8260D	
LCS 705-103682/1005	Lab Control Sample	Total/NA	Solid	8260D	
752-40147-3 MS	SED-9	Total/NA	Solid	8260D	101546
752-40147-3 MSD	SED-9	Total/NA	Solid	8260D	101546

GC/MS Semi VOA

Prep Batch: 733621

Lab Sample ID	Client Sample ID	Prep Type	Matrix	Method	Prep Batch
752-40147-1	SED-7	Total/NA	Solid	3546	
752-40147-2	SED-8	Total/NA	Solid	3546	
752-40147-3	SED-9	Total/NA	Solid	3546	
MB 400-733621/1-A	Method Blank	Total/NA	Solid	3546	
LCS 400-733621/2-A	Lab Control Sample	Total/NA	Solid	3546	

Prep Batch: 733673

Lab Sample ID	Client Sample ID	Prep Type	Matrix	Method	Prep Batch
752-40147-1	SED-7	Total/NA	Solid	3546	
752-40147-2	SED-8	Total/NA	Solid	3546	
752-40147-3	SED-9	Total/NA	Solid	3546	
MB 400-733673/1-A	Method Blank	Total/NA	Solid	3546	
LCS 400-733673/2-A	Lab Control Sample	Total/NA	Solid	3546	
752-40147-1 MS	SED-7	Total/NA	Solid	3546	
752-40147-1 MSD	SED-7	Total/NA	Solid	3546	

Analysis Batch: 733790

Lab Sample ID	Client Sample ID	Prep Type	Matrix	Method	Prep Batch
752-40147-1	SED-7	Total/NA	Solid	8270E	733673
752-40147-2	SED-8	Total/NA	Solid	8270E	733673
752-40147-3	SED-9	Total/NA	Solid	8270E	733673
MB 400-733673/1-A	Method Blank	Total/NA	Solid	8270E	733673

Eurofins Raleigh

QC Association Summary

Client: S&ME Inc
Project/Site: Lyon Park

Job ID: 752-40147-1

GC/MS Semi VOA (Continued)

Analysis Batch: 733790 (Continued)

Lab Sample ID	Client Sample ID	Prep Type	Matrix	Method	Prep Batch
LCS 400-733673/2-A	Lab Control Sample	Total/NA	Solid	8270E	733673
752-40147-1 MS	SED-7	Total/NA	Solid	8270E	733673
752-40147-1 MSD	SED-7	Total/NA	Solid	8270E	733673

Analysis Batch: 733966

Lab Sample ID	Client Sample ID	Prep Type	Matrix	Method	Prep Batch
752-40147-1	SED-7	Total/NA	Solid	8270E SIM ID	733621
752-40147-2	SED-8	Total/NA	Solid	8270E SIM ID	733621
752-40147-3	SED-9	Total/NA	Solid	8270E SIM ID	733621
MB 400-733621/1-A	Method Blank	Total/NA	Solid	8270E SIM ID	733621
LCS 400-733621/2-A	Lab Control Sample	Total/NA	Solid	8270E SIM ID	733621

HPLC/IC

Leach Batch: 102702

Lab Sample ID	Client Sample ID	Prep Type	Matrix	Method	Prep Batch
752-40147-1	SED-7	Soluble	Solid	DI Leach	
752-40147-2	SED-8	Soluble	Solid	DI Leach	
752-40147-3	SED-9	Soluble	Solid	DI Leach	
MB 705-102702/1-A	Method Blank	Soluble	Solid	DI Leach	
LCS 705-102702/2-A	Lab Control Sample	Soluble	Solid	DI Leach	

Analysis Batch: 102837

Lab Sample ID	Client Sample ID	Prep Type	Matrix	Method	Prep Batch
752-40147-1	SED-7	Soluble	Solid	9056A	102702
752-40147-2	SED-8	Soluble	Solid	9056A	102702
752-40147-3	SED-9	Soluble	Solid	9056A	102702
MB 705-102702/1-A	Method Blank	Soluble	Solid	9056A	102702
LCS 705-102702/2-A	Lab Control Sample	Soluble	Solid	9056A	102702

Analysis Batch: 102838

Lab Sample ID	Client Sample ID	Prep Type	Matrix	Method	Prep Batch
752-40147-1	SED-7	Soluble	Solid	9056A	102702
752-40147-2	SED-8	Soluble	Solid	9056A	102702
752-40147-3	SED-9	Soluble	Solid	9056A	102702
MB 705-102702/1-A	Method Blank	Soluble	Solid	9056A	102702
LCS 705-102702/2-A	Lab Control Sample	Soluble	Solid	9056A	102702

Metals

Prep Batch: 101749

Lab Sample ID	Client Sample ID	Prep Type	Matrix	Method	Prep Batch
752-40147-1	SED-7	Total/NA	Solid	7471B	
752-40147-2	SED-8	Total/NA	Solid	7471B	
752-40147-3	SED-9	Total/NA	Solid	7471B	
MB 705-101749/1-A	Method Blank	Total/NA	Solid	7471B	
LCS 705-101749/2-A	Lab Control Sample	Total/NA	Solid	7471B	

Prep Batch: 101906

Lab Sample ID	Client Sample ID	Prep Type	Matrix	Method	Prep Batch
752-40147-1	SED-7	Total/NA	Solid	3050B	
752-40147-2	SED-8	Total/NA	Solid	3050B	

Eurofins Raleigh

QC Association Summary

Client: S&ME Inc
Project/Site: Lyon Park

Job ID: 752-40147-1

Metals (Continued)

Prep Batch: 101906 (Continued)

Lab Sample ID	Client Sample ID	Prep Type	Matrix	Method	Prep Batch
752-40147-3	SED-9	Total/NA	Solid	3050B	
MB 705-101906/1-A	Method Blank	Total/NA	Solid	3050B	
LCS 705-101906/2-A	Lab Control Sample	Total/NA	Solid	3050B	

Analysis Batch: 102374

Lab Sample ID	Client Sample ID	Prep Type	Matrix	Method	Prep Batch
752-40147-1	SED-7	Total/NA	Solid	6020B	101906
752-40147-2	SED-8	Total/NA	Solid	6020B	101906
752-40147-3	SED-9	Total/NA	Solid	6020B	101906
MB 705-101906/1-A	Method Blank	Total/NA	Solid	6020B	101906
LCS 705-101906/2-A	Lab Control Sample	Total/NA	Solid	6020B	101906

Analysis Batch: 102503

Lab Sample ID	Client Sample ID	Prep Type	Matrix	Method	Prep Batch
752-40147-1	SED-7	Total/NA	Solid	7471B	101749
752-40147-2	SED-8	Total/NA	Solid	7471B	101749
752-40147-3	SED-9	Total/NA	Solid	7471B	101749
MB 705-101749/1-A	Method Blank	Total/NA	Solid	7471B	101749
LCS 705-101749/2-A	Lab Control Sample	Total/NA	Solid	7471B	101749

Analysis Batch: 103113

Lab Sample ID	Client Sample ID	Prep Type	Matrix	Method	Prep Batch
752-40147-3	SED-9	Total/NA	Solid	6020B	101906

General Chemistry

Prep Batch: 733802

Lab Sample ID	Client Sample ID	Prep Type	Matrix	Method	Prep Batch
752-40147-1	SED-7	Total/NA	Solid	3060A	
752-40147-2	SED-8	Total/NA	Solid	3060A	
752-40147-3	SED-9	Total/NA	Solid	3060A	
MB 400-733802/1-A	Method Blank	Total/NA	Solid	3060A	
LCS 400-733802/2-A	Lab Control Sample	Total/NA	Solid	3060A	

Analysis Batch: 733826

Lab Sample ID	Client Sample ID	Prep Type	Matrix	Method	Prep Batch
752-40147-1	SED-7	Total/NA	Solid	Moisture	
752-40147-2	SED-8	Total/NA	Solid	Moisture	
752-40147-3	SED-9	Total/NA	Solid	Moisture	
752-40147-1 DU	SED-7	Total/NA	Solid	Moisture	

Analysis Batch: 734145

Lab Sample ID	Client Sample ID	Prep Type	Matrix	Method	Prep Batch
752-40147-1	SED-7	Total/NA	Solid	7199	733802
752-40147-2	SED-8	Total/NA	Solid	7199	733802
752-40147-3	SED-9	Total/NA	Solid	7199	733802
MB 400-733802/1-A	Method Blank	Total/NA	Solid	7199	733802
LCS 400-733802/2-A	Lab Control Sample	Total/NA	Solid	7199	733802

QC Association Summary

Client: S&ME Inc
Project/Site: Lyon Park

Job ID: 752-40147-1

General Chemistry

Leach Batch: 734277

Lab Sample ID	Client Sample ID	Prep Type	Matrix	Method	Prep Batch
752-40147-1	SED-7	Soluble	Solid	DI Leach	
752-40147-2	SED-8	Soluble	Solid	DI Leach	
752-40147-3	SED-9	Soluble	Solid	DI Leach	
MB 400-734277/1-A	Method Blank	Soluble	Solid	DI Leach	
LCS 400-734277/2-A	Lab Control Sample	Soluble	Solid	DI Leach	

Analysis Batch: 734454

Lab Sample ID	Client Sample ID	Prep Type	Matrix	Method	Prep Batch
752-40147-1	SED-7	Soluble	Solid	350.1	734277
752-40147-2	SED-8	Soluble	Solid	350.1	734277
752-40147-3	SED-9	Soluble	Solid	350.1	734277
MB 400-734277/1-A	Method Blank	Soluble	Solid	350.1	734277
LCS 400-734277/2-A	Lab Control Sample	Soluble	Solid	350.1	734277
MRL 400-734454/19	Lab Control Sample	Total/NA	Solid	350.1	

Lab Chronicle

Client: S&ME Inc
Project/Site: Lyon Park

Job ID: 752-40147-1

Client Sample ID: SED-7

Lab Sample ID: 752-40147-1

Date Collected: 12/10/25 15:45

Matrix: Solid

Date Received: 12/10/25 17:15

Prep Type	Batch Type	Batch Method	Run	Dilution Factor	Batch Number	Batch Analyst	Lab	Prepared or Analyzed
Total/NA	Analysis	Moisture		1	733826	TMP	EET PEN	12/15/25 11:51

Client Sample ID: SED-7

Lab Sample ID: 752-40147-1

Date Collected: 12/10/25 15:45

Matrix: Solid

Date Received: 12/10/25 17:15

Percent Solids: 82.2

Prep Type	Batch Type	Batch Method	Run	Dilution Factor	Batch Number	Batch Analyst	Lab	Prepared or Analyzed
Total/NA	Prep	5035			101546	KA	EET ATL	12/14/25 11:12
Total/NA	Analysis	8260D		1	102928	Y1S	EET ATL 1	12/19/25 21:55
Total/NA	Prep	3546			733673	MH	EET PEN	12/12/25 14:03
Total/NA	Analysis	8270E		1	733790	JAW	EET PEN	12/15/25 23:25
Total/NA	Prep	3546			733621	MH	EET PEN	12/12/25 13:54
Total/NA	Analysis	8270E SIM ID		2	733966	S1B	EET PEN	12/16/25 19:05
Soluble	Leach	DI Leach			102702	MS	EET ATL	12/18/25 13:01
Soluble	Analysis	9056A		1	102837	MS	EET ATL 2	12/19/25 04:54
Soluble	Leach	DI Leach			102702	MS	EET ATL	12/18/25 13:01
Soluble	Analysis	9056A		1	102838	MS	EET ATL 2	12/19/25 04:54
Total/NA	Prep	3050B			101906	BR	EET ATL	12/16/25 06:55
Total/NA	Analysis	6020B		5	102374	TT	EET ATL	12/17/25 02:12
Total/NA	Prep	7471B			101749	KB	EET ATL	12/16/25 11:33
Total/NA	Analysis	7471B		1	102503	TA	EET ATL	12/17/25 11:31
Soluble	Leach	DI Leach			734277	CAC	EET PEN	12/18/25 14:52
Soluble	Analysis	350.1		1	734454	CAC	EET PEN	12/19/25 13:11
Total/NA	Prep	3060A			733802	AC	EET PEN	12/15/25 10:02
Total/NA	Analysis	7199		1	734145	AR	EET PEN	12/18/25 01:12

Client Sample ID: SED-8

Lab Sample ID: 752-40147-2

Date Collected: 12/10/25 15:15

Matrix: Solid

Date Received: 12/10/25 17:15

Prep Type	Batch Type	Batch Method	Run	Dilution Factor	Batch Number	Batch Analyst	Lab	Prepared or Analyzed
Total/NA	Analysis	Moisture		1	733826	TMP	EET PEN	12/15/25 11:51

Client Sample ID: SED-8

Lab Sample ID: 752-40147-2

Date Collected: 12/10/25 15:15

Matrix: Solid

Date Received: 12/10/25 17:15

Percent Solids: 74.4

Prep Type	Batch Type	Batch Method	Run	Dilution Factor	Batch Number	Batch Analyst	Lab	Prepared or Analyzed
Total/NA	Prep	5035			101546	KA	EET ATL	12/14/25 11:12
Total/NA	Analysis	8260D		1	102928	Y1S	EET ATL 1	12/19/25 17:26
Total/NA	Prep	3546			733673	MH	EET PEN	12/12/25 14:03
Total/NA	Analysis	8270E		1	733790	JAW	EET PEN	12/15/25 23:55
Total/NA	Prep	3546			733621	MH	EET PEN	12/12/25 13:54
Total/NA	Analysis	8270E SIM ID		2	733966	S1B	EET PEN	12/16/25 19:26

Lab Chronicle

Client: S&ME Inc
Project/Site: Lyon Park

Job ID: 752-40147-1

Client Sample ID: SED-8

Lab Sample ID: 752-40147-2

Date Collected: 12/10/25 15:15

Matrix: Solid

Date Received: 12/10/25 17:15

Percent Solids: 74.4

Prep Type	Batch Type	Batch Method	Run	Dilution Factor	Batch Number	Batch Analyst	Lab	Prepared or Analyzed
Soluble	Leach	DI Leach			102702	MS	EET ATL	12/18/25 13:01
Soluble	Analysis	9056A		1	102837	MS	EET ATL 2	12/19/25 05:06
Soluble	Leach	DI Leach			102702	MS	EET ATL	12/18/25 13:01
Soluble	Analysis	9056A		1	102838	MS	EET ATL 2	12/19/25 05:06
Total/NA	Prep	3050B			101906	BR	EET ATL	12/16/25 06:55
Total/NA	Analysis	6020B		5	102374	TT	EET ATL	12/17/25 02:14
Total/NA	Prep	7471B			101749	KB	EET ATL	12/16/25 11:33
Total/NA	Analysis	7471B		1	102503	TA	EET ATL	12/17/25 11:34
Soluble	Leach	DI Leach			734277	CAC	EET PEN	12/18/25 14:52
Soluble	Analysis	350.1		1	734454	CAC	EET PEN	12/19/25 13:25
Total/NA	Prep	3060A			733802	AC	EET PEN	12/15/25 10:02
Total/NA	Analysis	7199		1	734145	AR	EET PEN	12/18/25 01:25

Client Sample ID: SED-9

Lab Sample ID: 752-40147-3

Date Collected: 12/10/25 14:45

Matrix: Solid

Date Received: 12/10/25 17:15

Prep Type	Batch Type	Batch Method	Run	Dilution Factor	Batch Number	Batch Analyst	Lab	Prepared or Analyzed
Total/NA	Analysis	Moisture		1	733826	TMP	EET PEN	12/15/25 11:51

Client Sample ID: SED-9

Lab Sample ID: 752-40147-3

Date Collected: 12/10/25 14:45

Matrix: Solid

Date Received: 12/10/25 17:15

Percent Solids: 71.5

Prep Type	Batch Type	Batch Method	Run	Dilution Factor	Batch Number	Batch Analyst	Lab	Prepared or Analyzed
Total/NA	Prep	5035			101546	KA	EET ATL	12/14/25 11:12
Total/NA	Analysis	8260D		50	103682	AG	EET ATL	12/22/25 18:32
Total/NA	Prep	3546			733673	MH	EET PEN	12/12/25 14:03
Total/NA	Analysis	8270E		1	733790	JAW	EET PEN	12/16/25 00:25
Total/NA	Prep	3546			733621	MH	EET PEN	12/12/25 13:54
Total/NA	Analysis	8270E SIM ID		2	733966	S1B	EET PEN	12/16/25 19:47
Soluble	Leach	DI Leach			102702	MS	EET ATL	12/18/25 13:01
Soluble	Analysis	9056A		1	102837	MS	EET ATL 2	12/19/25 05:18
Soluble	Leach	DI Leach			102702	MS	EET ATL	12/18/25 13:01
Soluble	Analysis	9056A		1	102838	MS	EET ATL 2	12/19/25 05:18
Total/NA	Prep	3050B			101906	BR	EET ATL	12/16/25 06:55
Total/NA	Analysis	6020B		5	102374	TT	EET ATL	12/17/25 02:16
Total/NA	Prep	3050B			101906	BR	EET ATL	12/16/25 06:55
Total/NA	Analysis	6020B		1	103113	TT	EET ATL	12/19/25 15:54
Total/NA	Prep	7471B			101749	KB	EET ATL	12/16/25 11:33
Total/NA	Analysis	7471B		1	102503	TA	EET ATL	12/17/25 11:37
Soluble	Leach	DI Leach			734277	CAC	EET PEN	12/18/25 14:52
Soluble	Analysis	350.1		1	734454	CAC	EET PEN	12/19/25 13:27
Total/NA	Prep	3060A			733802	AC	EET PEN	12/15/25 10:02
Total/NA	Analysis	7199		1	734145	AR	EET PEN	12/18/25 01:37

Eurofins Raleigh

Lab Chronicle

Client: S&ME Inc
Project/Site: Lyon Park

Job ID: 752-40147-1

Laboratory References:

- EET ATL = Eurofins Atlanta, 3080 Presidential Dr, Atlanta, GA 30340, TEL (770)457-8177
- EET ATL 1 = Eurofins Atlanta Building B, 3785 Presidential Pkwy, Atlanta, GA 30340, TEL (770)457-8177
- EET ATL 2 = Eurofins Atlanta Building A, 3080 Presidential Pkwy, Atlanta, GA 30340, TEL (770)457-8177
- EET PEN = Eurofins Pensacola, 3355 McLemore Drive, Pensacola, FL 32514, TEL (850)474-1001

- 1
- 2
- 3
- 4
- 5
- 6
- 7
- 8
- 9
- 10
- 11
- 12
- 13
- 14
- 15
- 16

Accreditation/Certification Summary

Client: S&ME Inc
Project/Site: Lyon Park

Job ID: 752-40147-1

Laboratory: Eurofins Atlanta

Unless otherwise noted, all analytes for this laboratory were covered under each accreditation/certification below.

Authority	Program	Identification Number	Expiration Date
North Carolina (WW/SW)	State	562	12-31-25

The following analytes are included in this report, but the laboratory is not certified by the governing authority. This list may include analytes for which the agency does not offer certification.

Analysis Method	Prep Method	Matrix	Analyte
8260D	5035	Solid	Ethyl acetate
8260D	5035	Solid	Hexane
8260D	5035	Solid	Isopropyl ether
8260D	5035	Solid	n-Heptane

Laboratory: Eurofins Pensacola

Unless otherwise noted, all analytes for this laboratory were covered under each accreditation/certification below.

Authority	Program	Identification Number	Expiration Date
North Carolina (WW/SW)	State	314	12-31-25

The following analytes are included in this report, but the laboratory is not certified by the governing authority. This list may include analytes for which the agency does not offer certification.

Analysis Method	Prep Method	Matrix	Analyte
350.1		Solid	Ammonia (as N)
8270E	3546	Solid	3 & 4 Methylphenol
8270E	3546	Solid	4-Nitrophenol
Moisture		Solid	Percent Moisture
Moisture		Solid	Percent Solids

Method Summary

Client: S&ME Inc
Project/Site: Lyon Park

Job ID: 752-40147-1

Method	Method Description	Protocol	Laboratory
8260D	Volatile Organic Compounds by GC/MS	SW846	EET ATL 1
8270E	Semivolatile Organic Compounds (GC-MS/MS)	SW846	EET PEN
8270E SIM ID	Semivolatile Organic Compounds (GC/MS SIM / Isotope Dilution)	SW846	EET PEN
9056A	Anions, Ion Chromatography	SW846	EET ATL 2
6020B	Metals (ICP/MS)	SW846	EET ATL
7471B	Mercury (CVAA)	SW846	EET ATL
350.1	Nitrogen, Ammonia	EPA	EET PEN
7199	Chromium, Hexavalent (IC)	SW846	EET PEN
Moisture	Percent Moisture	EPA	EET PEN
3050B	Preparation, Metals	SW846	EET ATL
3060A	Alkaline Digestion (Chromium, Hexavalent)	SW846	EET PEN
3546	Microwave Extraction	SW846	EET PEN
5035	Closed System Purge and Trap	SW846	EET ATL
7471B	Preparation, Mercury	SW846	EET ATL
DI Leach	Deionized Water Leaching Procedure	ASTM	EET ATL
DI Leach	Deionized Water Leaching Procedure	ASTM	EET PEN

Protocol References:

ASTM = ASTM International

EPA = US Environmental Protection Agency

SW846 = "Test Methods For Evaluating Solid Waste, Physical/Chemical Methods", Third Edition, November 1986 And Its Updates.

Laboratory References:

EET ATL = Eurofins Atlanta, 3080 Presidential Dr, Atlanta, GA 30340, TEL (770)457-8177

EET ATL 1 = Eurofins Atlanta Building B, 3785 Presidential Pkwy, Atlanta, GA 30340, TEL (770)457-8177

EET ATL 2 = Eurofins Atlanta Building A, 3080 Presidential Pkwy, Atlanta, GA 30340, TEL (770)457-8177

EET PEN = Eurofins Pensacola, 3355 McLemore Drive, Pensacola, FL 32514, TEL (850)474-1001

Sample Summary

Client: S&ME Inc
Project/Site: Lyon Park

Job ID: 752-40147-1

Lab Sample ID	Client Sample ID	Matrix	Collected	Received	Sample Origin
752-40147-1	SED-7	Solid	12/10/25 15:45	12/10/25 17:15	North Carolina
752-40147-2	SED-8	Solid	12/10/25 15:15	12/10/25 17:15	North Carolina
752-40147-3	SED-9	Solid	12/10/25 14:45	12/10/25 17:15	North Carolina

- 1
- 2
- 3
- 4
- 5
- 6
- 7
- 8
- 9
- 10
- 11
- 12
- 13
- 14
- 15
- 16



Client Information (Sub Contract Lab)		Sampler: N/A		Lab PM: Bechtold, Chad		Carrier Tracking No(s): N/A		COC No: 752-7499 1	
Client Contact: Shipping/Receiving		Phone: N/A		E-Mail: Chad.Bechtold@et.eurofins.com		State of Origin: North Carolina		Page: Page 1 of 1	
Company: Eurofins Environment Testing Southeast L		Address: 3355 McLemore Drive, Pensacola, FL 32514		Accreditations Required (See note): State - North Carolina (WW/SW)		Job #: 752-40147-1		Preservation Codes:	
Due Date Requested: 12/15/2025		TAT Requested (days): N/A		Matrix (W=Water, S=Solid, O=Soil, BT=Tissue, A=Air)		Molture		Special Instructions/Note:	
City: Pensacola		State, Zip: FL, 32514		Sample Type (C=Comp, G=grab)		827E_QQC/3546VOC TCL OLM4 2			
Phone: 850-474-1001 (Tel) 850-478-2671 (Fax)		PO #: N/A		Sample Time		827E_SIM_ID_DS/35461_4-Dioxane			
Email: N/A		WO #: N/A		Sample Date		350_IDI_LEACHAmmonia as N			
Project Name: Lyon Park		Project #: 68026680		Sample Date		7199/3060Chromium, Hexavalent (C)			
Site: N/A		SSOW#: N/A		Sample Time		Field Filter Sample (Yes/No)			
				Sample Date		Preserve (Light, Cool)			
				Sample Time					
				Sample Date					
				Sample Time					
				Sample Date					
				Sample Time					
				Sample Date					
				Sample Time					
				Sample Date					
				Sample Time					
				Sample Date					
				Sample Time					
				Sample Date					
				Sample Time					
				Sample Date					
				Sample Time					
				Sample Date					
				Sample Time					
				Sample Date					
				Sample Time					
				Sample Date					
				Sample Time					
				Sample Date					
				Sample Time					
				Sample Date					
				Sample Time					
				Sample Date					
				Sample Time					
				Sample Date					
				Sample Time					
				Sample Date					
				Sample Time					
				Sample Date					
				Sample Time					
				Sample Date					
				Sample Time					
				Sample Date					
				Sample Time					
				Sample Date					
				Sample Time					
				Sample Date					
				Sample Time					
				Sample Date					
				Sample Time					
				Sample Date					
				Sample Time					
				Sample Date					
				Sample Time					
				Sample Date					
				Sample Time					
				Sample Date					
				Sample Time					
				Sample Date					
				Sample Time					
				Sample Date					
				Sample Time					
				Sample Date					
				Sample Time					
				Sample Date					
				Sample Time					
				Sample Date					
				Sample Time					
				Sample Date					
				Sample Time					
				Sample Date					
				Sample Time					
				Sample Date					
				Sample Time					
				Sample Date					
				Sample Time					
				Sample Date					
				Sample Time					
				Sample Date					
				Sample Time					
				Sample Date					
				Sample Time					
				Sample Date					
				Sample Time					
				Sample Date					
				Sample Time					
				Sample Date					
				Sample Time					
				Sample Date					
				Sample Time					
				Sample Date					
				Sample Time					
				Sample Date					
				Sample Time					
				Sample Date					
				Sample Time					
				Sample Date					
				Sample Time					
				Sample Date					
				Sample Time					
				Sample Date					
				Sample Time					
				Sample Date					
				Sample Time					
				Sample Date					
				Sample Time					
				Sample Date					
				Sample Time					
				Sample Date					
				Sample Time					
				Sample Date					
				Sample Time					
				Sample Date					
				Sample Time					
				Sample Date					
				Sample Time					
				Sample Date					
				Sample Time					
				Sample Date					
				Sample Time					
				Sample Date					
				Sample Time					
				Sample Date					
				Sample Time					
				Sample Date					
				Sample Time					
				Sample Date					
				Sample Time					
				Sample Date					
				Sample Time					
				Sample Date					
				Sample Time					
				Sample Date					
				Sample Time					
				Sample Date					
				Sample Time					
				Sample Date					
				Sample Time					
				Sample Date					
				Sample Time					
				Sample Date					
				Sample Time					
				Sample Date					
				Sample Time					
				Sample Date					
				Sample Time					
				Sample Date					
				Sample Time					
				Sample Date					
				Sample Time					
				Sample Date					
				Sample Time					
				Sample Date					
				Sample Time					
				Sample Date					
				Sample Time					
				Sample Date					
				Sample Time					
				Sample Date					
				Sample Time					
				Sample Date					
				Sample Time					
				Sample Date					
				Sample Time					
				Sample Date					
				Sample Time					
				Sample Date					
				Sample Time					
				Sample Date					
				Sample Time					
				Sample Date					
				Sample Time					
				Sample Date					
				Sample Time					
				Sample Date					
				Sample Time					
				Sample Date					
				Sample Time					
				Sample Date					
				Sample Time					
				Sample Date					
				Sample Time					
				Sample Date					
				Sample Time					
				Sample Date					
				Sample Time					
				Sample Date					
				Sample Time					
				Sample Date					
				Sample Time					
				Sample Date					
				Sample Time					
				Sample Date					
				Sample Time					
				Sample Date					
				Sample Time					
				Sample Date					
				Sample Time					
				Sample Date					
				Sample Time					
				Sample Date					
				Sample Time					
				Sample Date					
				Sample Time					
				Sample Date					
				Sample Time					
				Sample Date					
				Sample Time					
				Sample Date					
				Sample Time					
				Sample Date					
				Sample Time					
				Sample Date					
				Sample Time					
				Sample Date					
				Sample Time					
				Sample Date					
				Sample Time					
				Sample Date					
				Sample Time					
				Sample Date					
				Sample Time					
				Sample Date					
				Sample Time					
				Sample Date					
				Sample Time					
				Sample Date					
				Sample Time					
				Sample Date					
				Sample Time					

Eurofins Raleigh

104 Woodwinds Industrial Court Suite A
 Cary, NC 27511
 Phone: 919-467-3090

Chain of Custody Record



Environment Testing

Client Information (Sub Contract Lab)				Sampler: N/A	Lab PM: Bechtold, Chad	Carrier Tracking No(s): N/A	COC No: 752-7496.1				
Client Contact: Shipping/Receiving				Phone: N/A	E-Mail: Chad.Bechtold@et.eurofinsus.com	State of Origin: North Carolina	Page: Page 1 of 1				
Company: Eurofins Environment Testing Southeast L				Accreditations Required (See note): State - North Carolina (WWW/SW)			Job #: 752-40147-1				
Address: 3080 Presidential Dr, City: Atlanta State, Zip: GA, 30340		Due Date Requested: 12/19/2025		Analysis Requested			Preservation Codes: -				
Phone: 770-457-8177(Tel)		TAT Requested (days): N/A									
Email: N/A		PO #: N/A		Field Filtered Sample (Yes or No) <input checked="" type="checkbox"/>	Perform MS/MSD (Yes or No) <input checked="" type="checkbox"/>	6020B_LL3050BPRLF 16 Metals, including prep	7473Mercury				
Project Name: Lyon Park		WO #: N/A						9056A_ORGFM_28D/DI_LEACHSulfate	9056A_ORGFM_46H/DI_LEACHNitrate	8260D/5035FP_CalcVOC NC 02L List	
Site: N/A		Project #: 68026680		Total Number of containers	Other: N/A	Special Instructions/Note:					
Sample Identification - Client ID (Lab ID)		SSOW#: N/A					Matrix (W=water, S=solid, O=waste/soil, BT=Tissue, A=Air)	Sample Type (C=Comp, G=grab)	Sample Date	Sample Time	
Sample Date		Sample Time		Preservation Code:							
SED-7 (752-40147-1)	12/10/25	15:45 Eastern	G	Solid	X	X	X	X	X	5	
SED-8 (752-40147-2)	12/10/25	15:15 Eastern	G	Solid	X	X	X	X	X	5	
SED-9 (752-40147-3)	12/10/25	14:45 Eastern	G	Solid	X	X	X	X	X	5	
<p>Note: Since laboratory accreditations are subject to change, Eurofins Environment Testing Southeast, LLC places the ownership of method, analyte & accreditation compliance upon our subcontract laboratories. This sample shipment is forwarded under chain-of-custody. If the laboratory does not currently maintain accreditation in the State of Origin listed above for analysis/tests/matrix being analyzed, the samples must be shipped back to the Eurofins Environment Testing Southeast, LLC laboratory or other instructions will be provided. Any changes to accreditation status should be brought to Eurofins Environment Testing Southeast, LLC attention immediately. If all requested accreditations are current to date, return the signed Chain of Custody attesting to said compliance to Eurofins Environment Testing Southeast, LLC.</p>											
Possible Hazard Identification						Sample Disposal (A fee may be assessed if samples are retained longer than 1 month)					
Unconfirmed						<input type="checkbox"/> Return To Client <input type="checkbox"/> Disposal By Lab <input type="checkbox"/> Archive For _____ Months					
Deliverable Requested: I, II, III, IV, Other (specify)				Primary Deliverable Rank: 2		Special Instructions/QC Requirements:					
Empty Kit Relinquished by:				Date:		Time:		Method of Shipment:			
Relinquished by: BR		Date/Time: 12/19/25 1640		Company:		Received by: TCG		Date/Time: 12/19/25 10		Company:	
Relinquished by:		Date/Time:		Company:		Received by:		Date/Time:		Company:	
Relinquished by:		Date/Time:		Company:		Received by:		Date/Time:		Company:	
Custody Seals Intact: △ Yes △ No		Custody Seal No.:				Cooler Temperature(s) °C and Other Remarks:					



Login Sample Receipt Checklist

Client: S&ME Inc

Job Number: 752-40147-1

Login Number: 40147

List Number: 1

Creator: Yonish, Rachel

List Source: Eurofins Raleigh

Question	Answer	Comment
Radioactivity wasn't checked or is <=/ background as measured by a survey meter.	N/A	
The cooler's custody seal, if present, is intact.	True	
Sample custody seals, if present, are intact.	True	
The cooler or samples do not appear to have been compromised or tampered with.	True	
Samples were received on ice.	True	
Cooler Temperature is acceptable.	True	
Cooler Temperature is recorded.	True	
COC is present.	True	
COC is filled out in ink and legible.	True	
COC is filled out with all pertinent information.	True	
Is the Field Sampler's name present on COC?	True	
There are no discrepancies between the containers received and the COC.	True	
Samples are received within Holding Time (excluding tests with immediate HTs)	True	
Sample containers have legible labels.	True	
Containers are not broken or leaking.	True	
Sample collection date/times are provided.	True	
Appropriate sample containers are used.	True	
Sample bottles are completely filled.	True	
Sample Preservation Verified.	True	
There is sufficient vol. for all requested analyses, incl. any requested MS/MSDs	True	
Containers requiring zero headspace have no headspace or bubble is <6mm (1/4").	True	
Multiphasic samples are not present.	True	
Samples do not require splitting or compositing.	True	
Residual Chlorine Checked.	N/A	



Login Sample Receipt Checklist

Client: S&ME Inc

Job Number: 752-40147-1

Login Number: 40147

List Number: 3

Creator: Taylor, Renee

List Source: Eurofins Atlanta

List Creation: 12/12/25 04:55 PM

Question	Answer	Comment
The cooler's custody seal, if present, is intact.	True	
The cooler does not appear to have been compromised or tampered with.	True	
Samples were received on ice.	True	
Cooler Temperature is acceptable.	True	
Cooler Temperature is recorded.	True	
COC present.	True	
COC is filled out in ink and legible.	True	
COC is filled out with all pertinent information.	True	
Sample custody seals, if present, are intact.	True	
Sample collection date/times are provided.	True	
The samples do not appear to have been compromised or tampered with.	True	
Containers are not broken or leaking.	True	
There are no discrepancies between the containers received and the COC.	True	
Sample containers have legible labels.	True	
Appropriate sample containers were rec'd and sufficient volume for all analyses.	True	
Samples are received within Holding Time (excluding tests with immediate HTs).	True	
Containers requiring zero headspace have no headspace or bubble is <6mm (1/4").	True	
Is there sufficient air space in bottle for bacteriological analysis.	True	



Login Sample Receipt Checklist

Client: S&ME Inc

Job Number: 752-40147-1

Login Number: 40147

List Number: 2

Creator: Motes, Tyler D

List Source: Eurofins Pensacola

List Creation: 12/12/25 12:31 PM

Question	Answer	Comment
Radioactivity wasn't checked or is <=/ background as measured by a survey meter.	N/A	
The cooler's custody seal, if present, is intact.	True	
Sample custody seals, if present, are intact.	N/A	
The cooler or samples do not appear to have been compromised or tampered with.	True	
Samples were received on ice.	True	
Cooler Temperature is acceptable.	True	
Cooler Temperature is recorded.	True	0.3°C IR8, 0.4°C, 0.0°C IR11
COC is present.	True	
COC is filled out in ink and legible.	True	
COC is filled out with all pertinent information.	True	
Is the Field Sampler's name present on COC?	True	
There are no discrepancies between the containers received and the COC.	True	
Samples are received within Holding Time (excluding tests with immediate HTs)	True	
Sample containers have legible labels.	True	
Containers are not broken or leaking.	True	
Sample collection date/times are provided.	True	
Appropriate sample containers are used.	True	
Sample bottles are completely filled.	True	
Sample Preservation Verified.	N/A	
There is sufficient vol. for all requested analyses, incl. any requested MS/MSDs	True	
Containers requiring zero headspace have no headspace or bubble is <6mm (1/4").	N/A	
Multiphasic samples are not present.	True	
Samples do not require splitting or compositing.	True	
Residual Chlorine Checked.	N/A	

1
2
3
4
5
6
7
8
9
10
11
12
13
14
15
16

ANALYTICAL REPORT

PREPARED FOR

Attn: Jerry Paul
S&ME Inc
3201 Spring Forest Road
Raleigh, North Carolina 27616

Generated 12/29/2025 5:54:09 AM

JOB DESCRIPTION

Lyon Park

JOB NUMBER

752-40215-1

Eurofins Raleigh

Job Notes

This report may not be reproduced except in full, and with written approval from the laboratory. The results relate only to the samples tested. For questions please contact the Project Manager at the e-mail address or telephone number listed on this page.

The test results in this report relate only to the samples as received by the laboratory and will meet all requirements of the methodology, with any exceptions noted. This report shall not be reproduced except in full, without the express written approval of the laboratory. All questions should be directed to the Eurofins Environment Testing Southeast, LLC Project Manager.

Authorization



Generated
12/29/2025 5:54:09 AM

Authorized for release by
Chad Bechtold, Project Manager
Chad.Bechtold@et.eurofinsus.com
(813)690-3563



Table of Contents

Cover Page	1
Table of Contents	3
Definitions/Glossary	4
Case Narrative	6
Detection Summary	8
Client Sample Results	12
Surrogate Summary	42
Isotope Dilution Summary	44
QC Sample Results	45
QC Association Summary	62
Lab Chronicle	67
Certification Summary	73
Method Summary	74
Sample Summary	75
Chain of Custody	76
Receipt Checklists	79

Definitions/Glossary

Client: S&ME Inc
Project/Site: Lyon Park

Job ID: 752-40215-1

Qualifiers

GC/MS VOA

Qualifier	Qualifier Description
*-	LCS and/or LCSD is outside acceptance limits, low biased.
*+	LCS and/or LCSD is outside acceptance limits, high biased.
E	Result exceeded calibration range.
J	Result is less than the RL but greater than or equal to the MDL and the concentration is an approximate value.
S1+	Surrogate recovery exceeds control limits, high biased.

GC/MS Semi VOA

Qualifier	Qualifier Description
*+	LCS and/or LCSD is outside acceptance limits, high biased.
J	Result is less than the RL but greater than or equal to the MDL and the concentration is an approximate value.
S1+	Surrogate recovery exceeds control limits, high biased.

Metals

Qualifier	Qualifier Description
^+	Continuing Calibration Verification (CCV) is outside acceptance limits, high biased.
B	Compound was found in the blank and sample.
J	Result is less than the RL but greater than or equal to the MDL and the concentration is an approximate value.

General Chemistry

Qualifier	Qualifier Description
F1	MS and/or MSD recovery exceeds control limits.
F2	MS/MSD RPD exceeds control limits

Glossary

Abbreviation	These commonly used abbreviations may or may not be present in this report.
☼	Listed under the "D" column to designate that the result is reported on a dry weight basis
%R	Percent Recovery
CFL	Contains Free Liquid
CFU	Colony Forming Unit
CNF	Contains No Free Liquid
DER	Duplicate Error Ratio (normalized absolute difference)
Dil Fac	Dilution Factor
DL	Detection Limit (DoD/DOE)
DL, RA, RE, IN	Indicates a Dilution, Re-analysis, Re-extraction, or additional Initial metals/anion analysis of the sample
DLC	Decision Level Concentration (Radiochemistry)
EDL	Estimated Detection Limit (Dioxin)
LOD	Limit of Detection (DoD/DOE)
LOQ	Limit of Quantitation (DoD/DOE)
MCL	EPA recommended "Maximum Contaminant Level"
MDA	Minimum Detectable Activity (Radiochemistry)
MDC	Minimum Detectable Concentration (Radiochemistry)
MDL	Method Detection Limit
ML	Minimum Level (Dioxin)
MPN	Most Probable Number
MQL	Method Quantitation Limit
NC	Not Calculated
ND	Not Detected at the reporting limit (or MDL or EDL if shown)
NEG	Negative / Absent
POS	Positive / Present
PQL	Practical Quantitation Limit
PRES	Presumptive
QC	Quality Control
RER	Relative Error Ratio (Radiochemistry)
RL	Reporting Limit or Requested Limit (Radiochemistry)

Definitions/Glossary

Client: S&ME Inc
Project/Site: Lyon Park

Job ID: 752-40215-1

Glossary (Continued)

Abbreviation	These commonly used abbreviations may or may not be present in this report.
RPD	Relative Percent Difference, a measure of the relative difference between two points
TEF	Toxicity Equivalent Factor (Dioxin)
TEQ	Toxicity Equivalent Quotient (Dioxin)
TNTC	Too Numerous To Count

- 1
- 2
- 3
- 4
- 5
- 6
- 7
- 8
- 9
- 10
- 11
- 12
- 13
- 14
- 15
- 16

Case Narrative

Client: S&ME Inc
Project: Lyon Park

Job ID: 752-40215-1

Job ID: 752-40215-1

Eurofins Raleigh

Job Narrative 752-40215-1

The analytical test results presented in this report meet all requirements of the associated regulatory program listed on the Accreditation/Certification Summary Page, unless otherwise noted. Data qualifiers and/or narrative comments are included to explain any exceptions, if applicable. Regulated compliance samples (e.g. SDWA, NPDES) must comply with associated agency requirements/permits.

- Matrix-specific batch QC (e.g., MS, MSD, SD) may not be reported when insufficient sample volume is available or when site-specific QC samples are not submitted. In such cases, a Laboratory Control Sample Duplicate (LCSD) may be analyzed to provide precision data for the batch.
- For samples analyzed using surrogate and/or isotope dilution analytes, any recoveries falling outside of established acceptance criteria are re-prepared and/or re-analyzed to confirm results, unless the deviation is due to sample dilution or otherwise explained in the case narrative.

Receipt

The samples were received on 12/11/2025 5:05 PM. Unless otherwise noted below, the samples arrived in good condition, and, where required, properly preserved and on ice. The temperatures of the 2 coolers at receipt time were 3.1°C and 3.4°C.

GC/MS VOA

Method 8260D: The following samples were received in pre-weighed containers with a label that was added in the field, which would cause a slight low bias in the final results. SED-1 (752-40215-1), SED-2 (752-40215-2), SED-3 (752-40215-3), SED-4 (752-40215-4), SED-5 (752-40215-5), SED-6 (752-40215-6) and SED-Dup (752-40215-7).

Method 8260D: The laboratory control sample (LCS) and / or laboratory control sample duplicate (LCSD) for analytical batch 705-103388 recovered outside control limits for the following analytes: Bromomethane, Chloroethane, 1,1-Dichloroethene, Methyl tert-butyl ether, Trichlorofluoromethane and 1,1,2-Trichloro-1,2,2-trifluoroethane. These analytes were biased high in the LCS and were not detected in the associated samples; therefore, the data have been reported.

Method 8260D: The laboratory control sample (LCS) and / or laboratory control sample duplicate (LCSD) for analytical batch 705-103388 recovered outside control limits for the following analytes: Bromomethane, Chloroethane and Trichlorofluoromethane. These analytes were biased high in the LCS and were not detected in the associated samples; therefore, the data have been reported.

Method 8260D: The laboratory control sample (LCS) for analytical batch 705-103388 recovered outside control limits for the following analyte: 2-Hexanone. A low-level LCS (LLCS), spiked at the reporting limit (RL), was prepared with this batch. The affected target analyte was recovered within acceptance limits; therefore, the LLCS demonstrates the analytical system had sufficient sensitivity to detect this compound had it been present. Since the affected target compounds were not detected in the samples, the data have been reported and qualified.

Method 8260D_LL: The laboratory control sample (LCS) for analytical batch 705-103408 recovered outside control limits for the following analyte: Bromomethane. This analyte was biased high in the LCS and was not detected in the associated samples; therefore, the data have been reported.

No additional analytical or quality issues were noted, other than those described above or in the Definitions/ Glossary page.

GC/MS Semi VOA

Method 8270E_QQQ: The laboratory control sample (LCS) for preparation batch 400-733853 and analytical batch 400-733904 recovered outside control limits for the following analytes: 1,1'-Biphenyl, 2,4,6-Trichlorophenol, 2,4-Dinitrophenol, 2,4-Dinitrotoluene, 2,6-Dinitrotoluene, 2-Chloronaphthalene, 2-Nitroaniline, 4,6-Dinitro-2-methylphenol, 4-Nitroaniline, Caprolactam, Dibenzofuran and N-Nitrosodiphenylamine. These analytes were biased high in the LCS and were not detected in the associated samples; therefore, the data have been reported.

Method 8270E_QQQ: Six surrogates are used for this analysis. The laboratory's SOP allows one of these surrogates to be outside acceptance criteria without performing re-extraction/re-analysis. The following sample contained an allowable number of surrogate compounds outside limits: (LCS 400-733853/2-A). These results have been reported and qualified.

Method 8270E_SIM_ID_D5: The following samples were diluted due to the nature of the sample matrix: SED-1 (752-40215-1), SED-2 (752-40215-2), SED-3 (752-40215-3), SED-4 (752-40215-4), SED-5 (752-40215-5), SED-6 (752-40215-6) and SED-Dup

Eurofins Raleigh

Case Narrative

Client: S&ME Inc
Project: Lyon Park

Job ID: 752-40215-1

Job ID: 752-40215-1 (Continued)

Eurofins Raleigh

(752-40215-7). Elevated reporting limits (RLs) are provided.

No additional analytical or quality issues were noted, other than those described above or in the Definitions/ Glossary page.

HPLC/IC

No additional analytical or quality issues were noted, other than those described above or in the Definitions/ Glossary page.

Metals

Method 6020B_LL: The method blank for preparation batch 705-101906 and analytical batch 705-102374 contained Arsenic and Vanadium above the method detection limit (MDL). This target analyte concentration was less than the reporting limit (RL) in the method blank; therefore, re-extraction and/or re-analysis of samples was not performed

Method 7471B: The method blank for preparation batch 705-102281 and analytical batch 705-102856 contained Mercury above the method detection limit (MDL). This target analyte concentration was less than the reporting limit (RL) in the method blank; therefore, re-extraction and/or re-analysis of samples was not performed.

No additional analytical or quality issues were noted, other than those described above or in the Definitions/ Glossary page.

General Chemistry

Method 7199: The following samples were diluted due to the nature of the sample matrix: (752-40215-C-1-F MS) and (752-40215-C-1-G MSD). Elevated reporting limits (RLs) are provided.

No additional analytical or quality issues were noted, other than those described above or in the Definitions/ Glossary page.

Eurofins Raleigh

Detection Summary

Client: S&ME Inc
Project/Site: Lyon Park

Job ID: 752-40215-1

Client Sample ID: SED-1

Lab Sample ID: 752-40215-1

Analyte	Result	Qualifier	RL	MDL	Unit	Dil	Fac	D	Method	Prep Type
Acetone	0.110		0.106	0.0233	mg/Kg	1	✳		8260D	Total/NA
1,2-Dichloroethane	0.00452	J	0.00528	0.00128	mg/Kg	1	✳		8260D	Total/NA
Benzo[b]fluoranthene	0.0156	J	0.389	0.00165	mg/Kg	1	✳		8270E	Total/NA
Sulfate	14.3		12.7	12.5	mg/Kg	1	✳		9056A	Soluble
Arsenic	0.992	B	0.446	0.0397	mg/Kg	5	✳		6020B	Total/NA
Barium	22.6		1.86	0.0105	mg/Kg	5	✳		6020B	Total/NA
Beryllium	0.117	J	0.371	0.0260	mg/Kg	5	✳		6020B	Total/NA
Cadmium	0.0628	J	0.371	0.0121	mg/Kg	5	✳		6020B	Total/NA
Chromium	4.66		0.743	0.153	mg/Kg	5	✳		6020B	Total/NA
Cobalt	3.37		0.557	0.0210	mg/Kg	5	✳		6020B	Total/NA
Copper	8.28		0.371	0.0386	mg/Kg	5	✳		6020B	Total/NA
Lead	20.0		0.371	0.0438	mg/Kg	5	✳		6020B	Total/NA
Manganese	94.0		0.743	0.0457	mg/Kg	5	✳		6020B	Total/NA
Nickel	10.4		0.743	0.0194	mg/Kg	5	✳		6020B	Total/NA
Silver	0.0106	J	0.186	0.00215	mg/Kg	5	✳		6020B	Total/NA
Vanadium	15.9	B	0.743	0.0932	mg/Kg	5	✳		6020B	Total/NA
Zinc	49.7		1.86	1.54	mg/Kg	5	✳		6020B	Total/NA

Client Sample ID: SED-2

Lab Sample ID: 752-40215-2

Analyte	Result	Qualifier	RL	MDL	Unit	Dil	Fac	D	Method	Prep Type
Bromomethane	0.00420	J*+	0.00618	0.00244	mg/Kg	1	✳		8260D	Total/NA
Carbon disulfide	0.00367	J	0.0124	0.00316	mg/Kg	1	✳		8260D	Total/NA
Iodomethane	0.00534	J	0.0124	0.00236	mg/Kg	1	✳		8260D	Total/NA
Anthracene	0.0484	J	0.352	0.0352	mg/Kg	1	✳		8270E	Total/NA
Benzo[a]anthracene	0.101	J	0.352	0.0352	mg/Kg	1	✳		8270E	Total/NA
Benzo[a]pyrene	0.102	J	0.352	0.0352	mg/Kg	1	✳		8270E	Total/NA
Benzo[b]fluoranthene	0.140	J	0.352	0.00149	mg/Kg	1	✳		8270E	Total/NA
Benzo[g,h,i]perylene	0.0707	J	0.352	0.0352	mg/Kg	1	✳		8270E	Total/NA
Benzo[k]fluoranthene	0.0457	J	0.352	0.0352	mg/Kg	1	✳		8270E	Total/NA
Caprolactam	0.146	J*+	0.352	0.0352	mg/Kg	1	✳		8270E	Total/NA
Carbazole	0.0397	J	0.352	0.0352	mg/Kg	1	✳		8270E	Total/NA
Chrysene	0.101	J	0.352	0.0352	mg/Kg	1	✳		8270E	Total/NA
Fluoranthene	0.242	J	0.352	0.0352	mg/Kg	1	✳		8270E	Total/NA
Indeno[1,2,3-cd]pyrene	0.0697	J	0.352	0.0352	mg/Kg	1	✳		8270E	Total/NA
Phenanthrene	0.186	J	0.352	0.0352	mg/Kg	1	✳		8270E	Total/NA
Pyrene	0.186	J	0.352	0.0352	mg/Kg	1	✳		8270E	Total/NA
Arsenic	1.39	B	0.472	0.0421	mg/Kg	5	✳		6020B	Total/NA
Barium	28.6		1.97	0.0111	mg/Kg	5	✳		6020B	Total/NA
Beryllium	0.145	J	0.394	0.0276	mg/Kg	5	✳		6020B	Total/NA
Cadmium	0.0952	J	0.394	0.0128	mg/Kg	5	✳		6020B	Total/NA
Chromium	19.0		0.787	0.162	mg/Kg	5	✳		6020B	Total/NA
Cobalt	6.47		0.590	0.0223	mg/Kg	5	✳		6020B	Total/NA
Copper	16.0		0.394	0.0409	mg/Kg	5	✳		6020B	Total/NA
Lead	30.0		0.394	0.0464	mg/Kg	5	✳		6020B	Total/NA
Manganese	147		0.787	0.0484	mg/Kg	5	✳		6020B	Total/NA
Nickel	23.8		0.787	0.0206	mg/Kg	5	✳		6020B	Total/NA
Silver	0.0114	J	0.197	0.00228	mg/Kg	5	✳		6020B	Total/NA
Vanadium	16.6	B	0.787	0.0988	mg/Kg	5	✳		6020B	Total/NA
Zinc	65.3		1.97	1.63	mg/Kg	5	✳		6020B	Total/NA

This Detection Summary does not include radiochemical test results.

Eurofins Raleigh

Detection Summary

Client: S&ME Inc
Project/Site: Lyon Park

Job ID: 752-40215-1

Client Sample ID: SED-3

Lab Sample ID: 752-40215-3

Analyte	Result	Qualifier	RL	MDL	Unit	Dil Fac	D	Method	Prep Type
Acetone	0.0660	J	0.103	0.0228	mg/Kg	1	✳	8260D	Total/NA
Benzo[a]anthracene	0.0784	J	0.395	0.0395	mg/Kg	1	✳	8270E	Total/NA
Benzo[a]pyrene	0.0829	J	0.395	0.0395	mg/Kg	1	✳	8270E	Total/NA
Benzo[b]fluoranthene	0.115	J	0.395	0.00167	mg/Kg	1	✳	8270E	Total/NA
Benzo[g,h,i]perylene	0.0555	J	0.395	0.0395	mg/Kg	1	✳	8270E	Total/NA
Caprolactam	0.143	J *+	0.395	0.0395	mg/Kg	1	✳	8270E	Total/NA
Chrysene	0.0893	J	0.395	0.0395	mg/Kg	1	✳	8270E	Total/NA
Fluoranthene	0.218	J	0.395	0.0395	mg/Kg	1	✳	8270E	Total/NA
Indeno[1,2,3-cd]pyrene	0.0555	J	0.395	0.0395	mg/Kg	1	✳	8270E	Total/NA
Phenanthrene	0.127	J	0.395	0.0395	mg/Kg	1	✳	8270E	Total/NA
Pyrene	0.175	J	0.395	0.0395	mg/Kg	1	✳	8270E	Total/NA
Sulfate	18.5		12.3	12.0	mg/Kg	1	✳	9056A	Soluble
Arsenic	2.55	B	0.515	0.0459	mg/Kg	5	✳	6020B	Total/NA
Barium	38.9		2.15	0.0122	mg/Kg	5	✳	6020B	Total/NA
Beryllium	0.235	J	0.429	0.0301	mg/Kg	5	✳	6020B	Total/NA
Cadmium	0.0908	J	0.429	0.0140	mg/Kg	5	✳	6020B	Total/NA
Chromium	12.7		0.859	0.177	mg/Kg	5	✳	6020B	Total/NA
Cobalt	6.10		0.644	0.0243	mg/Kg	5	✳	6020B	Total/NA
Copper	18.2		0.429	0.0447	mg/Kg	5	✳	6020B	Total/NA
Lead	93.4		0.429	0.0507	mg/Kg	5	✳	6020B	Total/NA
Manganese	159		0.859	0.0528	mg/Kg	5	✳	6020B	Total/NA
Nickel	21.2		0.859	0.0225	mg/Kg	5	✳	6020B	Total/NA
Silver	0.0191	J	0.215	0.00249	mg/Kg	5	✳	6020B	Total/NA
Vanadium	20.4	B	0.859	0.108	mg/Kg	5	✳	6020B	Total/NA
Zinc	74.3		2.15	1.78	mg/Kg	5	✳	6020B	Total/NA

Client Sample ID: SED-4

Lab Sample ID: 752-40215-4

Analyte	Result	Qualifier	RL	MDL	Unit	Dil Fac	D	Method	Prep Type
Bromomethane	0.0194	*+	0.00995	0.00392	mg/Kg	1	✳	8260D	Total/NA
Carbon disulfide	0.00609	J	0.0199	0.00510	mg/Kg	1	✳	8260D	Total/NA
Iodomethane	0.0118	J	0.0199	0.00380	mg/Kg	1	✳	8260D	Total/NA
Anthracene	0.312	J	0.415	0.0415	mg/Kg	1	✳	8270E	Total/NA
Benzo[a]anthracene	0.894		0.415	0.0415	mg/Kg	1	✳	8270E	Total/NA
Benzo[a]pyrene	0.700		0.415	0.0415	mg/Kg	1	✳	8270E	Total/NA
Benzo[b]fluoranthene	0.965		0.415	0.00176	mg/Kg	1	✳	8270E	Total/NA
Benzo[g,h,i]perylene	0.429		0.415	0.0415	mg/Kg	1	✳	8270E	Total/NA
Benzo[k]fluoranthene	0.371	J	0.415	0.0415	mg/Kg	1	✳	8270E	Total/NA
Caprolactam	0.134	J *+	0.415	0.0415	mg/Kg	1	✳	8270E	Total/NA
Carbazole	0.102	J	0.415	0.0415	mg/Kg	1	✳	8270E	Total/NA
Chrysene	0.835		0.415	0.0415	mg/Kg	1	✳	8270E	Total/NA
Dibenz(a,h)anthracene	0.107	J	0.415	0.0415	mg/Kg	1	✳	8270E	Total/NA
Fluoranthene	2.62		0.415	0.0415	mg/Kg	1	✳	8270E	Total/NA
Fluorene	0.0740	J	0.415	0.0415	mg/Kg	1	✳	8270E	Total/NA
Indeno[1,2,3-cd]pyrene	0.449		0.415	0.0415	mg/Kg	1	✳	8270E	Total/NA
Phenanthrene	1.50		0.415	0.0415	mg/Kg	1	✳	8270E	Total/NA
Pyrene	1.87		0.415	0.0415	mg/Kg	1	✳	8270E	Total/NA
Sulfate	13.1		13.0	12.8	mg/Kg	1	✳	9056A	Soluble
Arsenic	0.601	B	0.527	0.0470	mg/Kg	5	✳	6020B	Total/NA
Barium	16.5		2.19	0.0124	mg/Kg	5	✳	6020B	Total/NA
Beryllium	0.0685	J	0.439	0.0308	mg/Kg	5	✳	6020B	Total/NA

This Detection Summary does not include radiochemical test results.

Eurofins Raleigh

Detection Summary

Client: S&ME Inc
Project/Site: Lyon Park

Job ID: 752-40215-1

Client Sample ID: SED-4 (Continued)

Lab Sample ID: 752-40215-4

Analyte	Result	Qualifier	RL	MDL	Unit	Dil Fac	D	Method	Prep Type
Cadmium	0.0224	J	0.439	0.0143	mg/Kg	5	✳	6020B	Total/NA
Chromium	3.46		0.878	0.181	mg/Kg	5	✳	6020B	Total/NA
Cobalt	2.36		0.658	0.0248	mg/Kg	5	✳	6020B	Total/NA
Copper	7.04		0.439	0.0456	mg/Kg	5	✳	6020B	Total/NA
Lead	15.0		0.439	0.0518	mg/Kg	5	✳	6020B	Total/NA
Manganese	61.7		0.878	0.0540	mg/Kg	5	✳	6020B	Total/NA
Nickel	7.59		0.878	0.0229	mg/Kg	5	✳	6020B	Total/NA
Silver	0.00965	J	0.219	0.00254	mg/Kg	5	✳	6020B	Total/NA
Vanadium	5.96	B	0.878	0.110	mg/Kg	5	✳	6020B	Total/NA
Zinc	31.6		2.19	1.82	mg/Kg	5	✳	6020B	Total/NA
Mercury	0.0628	J B	0.122	0.0177	mg/Kg	1	✳	7471B	Total/NA

Client Sample ID: SED-5

Lab Sample ID: 752-40215-5

Analyte	Result	Qualifier	RL	MDL	Unit	Dil Fac	D	Method	Prep Type
Acetone	0.0479	J	0.121	0.0267	mg/Kg	1	✳	8260D	Total/NA
Benzo[a]anthracene	0.0580	J	0.428	0.0428	mg/Kg	1	✳	8270E	Total/NA
Benzo[a]pyrene	0.0550	J	0.428	0.0428	mg/Kg	1	✳	8270E	Total/NA
Benzo[b]fluoranthene	0.0871	J	0.428	0.00182	mg/Kg	1	✳	8270E	Total/NA
Benzo[g,h,i]perylene	0.0461	J	0.428	0.0428	mg/Kg	1	✳	8270E	Total/NA
Chrysene	0.0712	J	0.428	0.0428	mg/Kg	1	✳	8270E	Total/NA
Fluoranthene	0.142	J	0.428	0.0428	mg/Kg	1	✳	8270E	Total/NA
Phenanthrene	0.0743	J	0.428	0.0428	mg/Kg	1	✳	8270E	Total/NA
Pyrene	0.133	J	0.428	0.0428	mg/Kg	1	✳	8270E	Total/NA
Arsenic	1.23	B	0.582	0.0519	mg/Kg	5	✳	6020B	Total/NA
Barium	31.8		2.42	0.0137	mg/Kg	5	✳	6020B	Total/NA
Beryllium	0.0853	J	0.485	0.0340	mg/Kg	5	✳	6020B	Total/NA
Cadmium	0.0952	J	0.485	0.0158	mg/Kg	5	✳	6020B	Total/NA
Chromium	7.54		0.969	0.200	mg/Kg	5	✳	6020B	Total/NA
Cobalt	4.60		0.727	0.0274	mg/Kg	5	✳	6020B	Total/NA
Copper	15.4		0.485	0.0504	mg/Kg	5	✳	6020B	Total/NA
Lead	34.1		0.485	0.0572	mg/Kg	5	✳	6020B	Total/NA
Manganese	128		0.969	0.0596	mg/Kg	5	✳	6020B	Total/NA
Nickel	14.2		0.969	0.0253	mg/Kg	5	✳	6020B	Total/NA
Silver	0.0187	J ^+	0.242	0.00281	mg/Kg	5	✳	6020B	Total/NA
Vanadium	13.4	B	0.969	0.122	mg/Kg	5	✳	6020B	Total/NA
Zinc	81.1		2.42	2.01	mg/Kg	5	✳	6020B	Total/NA
Mercury	0.0197	J B	0.131	0.0191	mg/Kg	1	✳	7471B	Total/NA

Client Sample ID: SED-6

Lab Sample ID: 752-40215-6

Analyte	Result	Qualifier	RL	MDL	Unit	Dil Fac	D	Method	Prep Type
Acenaphthylene	0.0776	J	0.406	0.0406	mg/Kg	1	✳	8270E	Total/NA
Benzo[a]pyrene	0.0491	J	0.406	0.0406	mg/Kg	1	✳	8270E	Total/NA
Benzo[b]fluoranthene	0.0668	J	0.406	0.00172	mg/Kg	1	✳	8270E	Total/NA
Benzo[g,h,i]perylene	0.0456	J	0.406	0.0406	mg/Kg	1	✳	8270E	Total/NA
Caprolactam	0.189	J *+	0.406	0.0406	mg/Kg	1	✳	8270E	Total/NA
Chrysene	0.0453	J	0.406	0.0406	mg/Kg	1	✳	8270E	Total/NA
Fluoranthene	0.118	J	0.406	0.0406	mg/Kg	1	✳	8270E	Total/NA
Naphthalene	0.165	J	0.406	0.0406	mg/Kg	1	✳	8270E	Total/NA
Phenanthrene	0.0716	J	0.406	0.0406	mg/Kg	1	✳	8270E	Total/NA
Pyrene	0.107	J	0.406	0.0406	mg/Kg	1	✳	8270E	Total/NA

This Detection Summary does not include radiochemical test results.

Eurofins Raleigh

Detection Summary

Client: S&ME Inc
Project/Site: Lyon Park

Job ID: 752-40215-1

Client Sample ID: SED-6 (Continued)

Lab Sample ID: 752-40215-6

Analyte	Result	Qualifier	RL	MDL	Unit	Dil	Fac	D	Method	Prep Type
Arsenic	1.05	B	0.554	0.0494	mg/Kg	5	✳		6020B	Total/NA
Barium	23.2		2.31	0.0131	mg/Kg	5	✳		6020B	Total/NA
Beryllium	0.130	J	0.462	0.0324	mg/Kg	5	✳		6020B	Total/NA
Cadmium	0.131	J	0.462	0.0151	mg/Kg	5	✳		6020B	Total/NA
Chromium	6.04		0.924	0.190	mg/Kg	5	✳		6020B	Total/NA
Cobalt	2.69		0.693	0.0261	mg/Kg	5	✳		6020B	Total/NA
Copper	11.5		0.462	0.0480	mg/Kg	5	✳		6020B	Total/NA
Lead	28.3		0.462	0.0545	mg/Kg	5	✳		6020B	Total/NA
Manganese	79.9		0.924	0.0568	mg/Kg	5	✳		6020B	Total/NA
Nickel	6.56		0.924	0.0242	mg/Kg	5	✳		6020B	Total/NA
Silver	0.0210	J ^+	0.231	0.00268	mg/Kg	5	✳		6020B	Total/NA
Vanadium	9.19	B	0.924	0.116	mg/Kg	5	✳		6020B	Total/NA
Zinc	57.5		2.31	1.92	mg/Kg	5	✳		6020B	Total/NA
Mercury	0.0206	J B	0.124	0.0181	mg/Kg	1	✳		7471B	Total/NA

Client Sample ID: SED-Dup

Lab Sample ID: 752-40215-7

Analyte	Result	Qualifier	RL	MDL	Unit	Dil	Fac	D	Method	Prep Type
Benzo[a]anthracene	0.146	J	0.417	0.0417	mg/Kg	1	✳		8270E	Total/NA
Benzo[a]pyrene	0.284	J	0.417	0.0417	mg/Kg	1	✳		8270E	Total/NA
Benzo[b]fluoranthene	0.377	J	0.417	0.00177	mg/Kg	1	✳		8270E	Total/NA
Benzo[g,h,i]perylene	0.199	J	0.417	0.0417	mg/Kg	1	✳		8270E	Total/NA
Benzo[k]fluoranthene	0.117	J	0.417	0.0417	mg/Kg	1	✳		8270E	Total/NA
Caprolactam	0.284	J *+	0.417	0.0417	mg/Kg	1	✳		8270E	Total/NA
Chrysene	0.174	J	0.417	0.0417	mg/Kg	1	✳		8270E	Total/NA
Dibenz(a,h)anthracene	0.0426	J	0.417	0.0417	mg/Kg	1	✳		8270E	Total/NA
Fluoranthene	0.183	J	0.417	0.0417	mg/Kg	1	✳		8270E	Total/NA
Indeno[1,2,3-cd]pyrene	0.211	J	0.417	0.0417	mg/Kg	1	✳		8270E	Total/NA
Phenanthrene	0.0795	J	0.417	0.0417	mg/Kg	1	✳		8270E	Total/NA
Pyrene	0.192	J	0.417	0.0417	mg/Kg	1	✳		8270E	Total/NA
Sulfate	16.3		13.3	13.0	mg/Kg	1	✳		9056A	Soluble
Antimony	0.312	J	0.882	0.202	mg/Kg	5	✳		6020B	Total/NA
Arsenic	1.61	B	0.529	0.0472	mg/Kg	5	✳		6020B	Total/NA
Barium	25.0		2.20	0.0125	mg/Kg	5	✳		6020B	Total/NA
Beryllium	0.129	J	0.441	0.0309	mg/Kg	5	✳		6020B	Total/NA
Cadmium	0.0769	J	0.441	0.0144	mg/Kg	5	✳		6020B	Total/NA
Chromium	16.0		0.882	0.182	mg/Kg	5	✳		6020B	Total/NA
Cobalt	5.33		0.661	0.0250	mg/Kg	5	✳		6020B	Total/NA
Copper	18.0		0.441	0.0459	mg/Kg	5	✳		6020B	Total/NA
Lead	53.4		0.441	0.0520	mg/Kg	5	✳		6020B	Total/NA
Manganese	106		0.882	0.0542	mg/Kg	5	✳		6020B	Total/NA
Nickel	15.3		0.882	0.0231	mg/Kg	5	✳		6020B	Total/NA
Silver	0.0126	J ^+	0.220	0.00256	mg/Kg	5	✳		6020B	Total/NA
Vanadium	22.0	B	0.882	0.111	mg/Kg	5	✳		6020B	Total/NA
Zinc	55.5		2.20	1.83	mg/Kg	5	✳		6020B	Total/NA
Mercury	0.0194	J B	0.132	0.0192	mg/Kg	1	✳		7471B	Total/NA

Client Sample ID: Trip Blank

Lab Sample ID: 752-40215-8

No Detections.

This Detection Summary does not include radiochemical test results.

Eurofins Raleigh

Client Sample Results

Client: S&ME Inc
Project/Site: Lyon Park

Job ID: 752-40215-1

Client Sample ID: SED-1

Lab Sample ID: 752-40215-1

Date Collected: 12/11/25 11:25

Matrix: Solid

Date Received: 12/11/25 17:05

Percent Solids: 78.2

Method: SW846 8260D - Volatile Organic Compounds by GC/MS

Analyte	Result	Qualifier	RL	MDL	Unit	D	Prepared	Analyzed	Dil Fac
Acetone	0.110		0.106	0.0233	mg/Kg	✳	12/16/25 19:12	12/22/25 00:28	1
Benzene	ND		0.00528	0.000798	mg/Kg	✳	12/16/25 19:12	12/22/25 00:28	1
Bromobenzene	ND		0.00528	0.000995	mg/Kg	✳	12/16/25 19:12	12/22/25 00:28	1
Bromoform	ND		0.00528	0.00224	mg/Kg	✳	12/16/25 19:12	12/22/25 00:28	1
Bromomethane	ND	*+	0.00528	0.00208	mg/Kg	✳	12/16/25 19:12	12/22/25 00:28	1
2-Butanone (MEK)	ND		0.0528	0.00587	mg/Kg	✳	12/16/25 19:12	12/22/25 00:28	1
Carbon disulfide	ND		0.0106	0.00270	mg/Kg	✳	12/16/25 19:12	12/22/25 00:28	1
Carbon tetrachloride	ND		0.00528	0.000999	mg/Kg	✳	12/16/25 19:12	12/22/25 00:28	1
Chlorobenzene	ND		0.00528	0.000885	mg/Kg	✳	12/16/25 19:12	12/22/25 00:28	1
Chlorobromomethane	ND		0.00528	0.00127	mg/Kg	✳	12/16/25 19:12	12/22/25 00:28	1
Chlorodibromomethane	ND		0.00528	0.000839	mg/Kg	✳	12/16/25 19:12	12/22/25 00:28	1
Chloroethane	ND	*+	0.0106	0.00199	mg/Kg	✳	12/16/25 19:12	12/22/25 00:28	1
Chloroform	ND		0.00528	0.00102	mg/Kg	✳	12/16/25 19:12	12/22/25 00:28	1
Chloromethane	ND		0.0106	0.00156	mg/Kg	✳	12/16/25 19:12	12/22/25 00:28	1
2-Chlorotoluene	ND		0.00528	0.00114	mg/Kg	✳	12/16/25 19:12	12/22/25 00:28	1
4-Chlorotoluene	ND		0.00528	0.00115	mg/Kg	✳	12/16/25 19:12	12/22/25 00:28	1
cis-1,2-Dichloroethene	ND		0.00528	0.00127	mg/Kg	✳	12/16/25 19:12	12/22/25 00:28	1
cis-1,3-Dichloropropene	ND		0.00528	0.00123	mg/Kg	✳	12/16/25 19:12	12/22/25 00:28	1
1,2-Dibromo-3-Chloropropane	ND		0.00528	0.00217	mg/Kg	✳	12/16/25 19:12	12/22/25 00:28	1
Dibromomethane	ND		0.00528	0.00107	mg/Kg	✳	12/16/25 19:12	12/22/25 00:28	1
1,2-Dichlorobenzene	ND		0.00528	0.00114	mg/Kg	✳	12/16/25 19:12	12/22/25 00:28	1
1,3-Dichlorobenzene	ND		0.00528	0.000840	mg/Kg	✳	12/16/25 19:12	12/22/25 00:28	1
1,4-Dichlorobenzene	ND		0.00528	0.00122	mg/Kg	✳	12/16/25 19:12	12/22/25 00:28	1
Dichlorobromomethane	ND		0.00528	0.000990	mg/Kg	✳	12/16/25 19:12	12/22/25 00:28	1
1,1-Dichloroethane	ND		0.00528	0.000955	mg/Kg	✳	12/16/25 19:12	12/22/25 00:28	1
1,2-Dichloroethane	0.00452	J	0.00528	0.00128	mg/Kg	✳	12/16/25 19:12	12/22/25 00:28	1
1,1-Dichloroethene	ND	*+	0.00528	0.00126	mg/Kg	✳	12/16/25 19:12	12/22/25 00:28	1
1,2-Dichloropropane	ND		0.00528	0.000723	mg/Kg	✳	12/16/25 19:12	12/22/25 00:28	1
1,3-Dichloropropane	ND		0.00528	0.00121	mg/Kg	✳	12/16/25 19:12	12/22/25 00:28	1
2,2-Dichloropropane	ND		0.00528	0.00122	mg/Kg	✳	12/16/25 19:12	12/22/25 00:28	1
1,1-Dichloropropene	ND		0.00528	0.00108	mg/Kg	✳	12/16/25 19:12	12/22/25 00:28	1
Ethyl acetate	ND		0.0528	0.0528	mg/Kg	✳	12/16/25 19:12	12/22/25 00:28	1
Ethylbenzene	ND		0.00528	0.00113	mg/Kg	✳	12/16/25 19:12	12/22/25 00:28	1
Ethylene Dibromide	ND		0.00528	0.000921	mg/Kg	✳	12/16/25 19:12	12/22/25 00:28	1
Hexachlorobutadiene	ND		0.00528	0.00169	mg/Kg	✳	12/16/25 19:12	12/22/25 00:28	1
Hexane	ND		0.0106	0.0106	mg/Kg	✳	12/16/25 19:12	12/22/25 00:28	1
2-Hexanone	ND	*-	0.0106	0.00778	mg/Kg	✳	12/16/25 19:12	12/22/25 00:28	1
Iodomethane	ND		0.0106	0.00202	mg/Kg	✳	12/16/25 19:12	12/22/25 00:28	1
Isopropylbenzene	ND		0.00528	0.00155	mg/Kg	✳	12/16/25 19:12	12/22/25 00:28	1
Isopropyl ether	ND		0.0106	0.0106	mg/Kg	✳	12/16/25 19:12	12/22/25 00:28	1
4-Isopropyltoluene	ND		0.00528	0.00359	mg/Kg	✳	12/16/25 19:12	12/22/25 00:28	1
Methylene Chloride	ND		0.0211	0.00593	mg/Kg	✳	12/16/25 19:12	12/22/25 00:28	1
4-Methyl-2-pentanone (MIBK)	ND		0.0106	0.00344	mg/Kg	✳	12/16/25 19:12	12/22/25 00:28	1
Methyl tert-butyl ether	ND	*+	0.00528	0.00185	mg/Kg	✳	12/16/25 19:12	12/22/25 00:28	1
m-Xylene & p-Xylene	ND		0.0106	0.00229	mg/Kg	✳	12/16/25 19:12	12/22/25 00:28	1
Naphthalene	ND		0.00528	0.00406	mg/Kg	✳	12/16/25 19:12	12/22/25 00:28	1
n-Butylbenzene	ND		0.00528	0.00186	mg/Kg	✳	12/16/25 19:12	12/22/25 00:28	1
n-Heptane	ND		0.0106	0.0106	mg/Kg	✳	12/16/25 19:12	12/22/25 00:28	1
N-Propylbenzene	ND		0.00528	0.00110	mg/Kg	✳	12/16/25 19:12	12/22/25 00:28	1

Eurofins Raleigh

Client Sample Results

Client: S&ME Inc
Project/Site: Lyon Park

Job ID: 752-40215-1

Client Sample ID: SED-1

Lab Sample ID: 752-40215-1

Date Collected: 12/11/25 11:25

Matrix: Solid

Date Received: 12/11/25 17:05

Percent Solids: 78.2

Method: SW846 8260D - Volatile Organic Compounds by GC/MS (Continued)

Analyte	Result	Qualifier	RL	MDL	Unit	D	Prepared	Analyzed	Dil Fac
o-Xylene	ND		0.00528	0.00139	mg/Kg	☼	12/16/25 19:12	12/22/25 00:28	1
sec-Butylbenzene	ND		0.00528	0.00120	mg/Kg	☼	12/16/25 19:12	12/22/25 00:28	1
Styrene	ND		0.00528	0.00268	mg/Kg	☼	12/16/25 19:12	12/22/25 00:28	1
tert-Butylbenzene	ND		0.00528	0.00126	mg/Kg	☼	12/16/25 19:12	12/22/25 00:28	1
1,1,1,2-Tetrachloroethane	ND		0.00528	0.00104	mg/Kg	☼	12/16/25 19:12	12/22/25 00:28	1
1,1,2,2-Tetrachloroethane	ND		0.00528	0.00137	mg/Kg	☼	12/16/25 19:12	12/22/25 00:28	1
Tetrachloroethene	ND		0.00528	0.000859	mg/Kg	☼	12/16/25 19:12	12/22/25 00:28	1
Toluene	ND		0.00528	0.00104	mg/Kg	☼	12/16/25 19:12	12/22/25 00:28	1
trans-1,4-Dichloro-2-butene	ND		0.0106	0.00532	mg/Kg	☼	12/16/25 19:12	12/22/25 00:28	1
trans-1,2-Dichloroethene	ND		0.00528	0.00128	mg/Kg	☼	12/16/25 19:12	12/22/25 00:28	1
trans-1,3-Dichloropropene	ND		0.00528	0.00109	mg/Kg	☼	12/16/25 19:12	12/22/25 00:28	1
1,2,3-Trichlorobenzene	ND		0.00528	0.00275	mg/Kg	☼	12/16/25 19:12	12/22/25 00:28	1
1,2,4-Trichlorobenzene	ND		0.00528	0.00212	mg/Kg	☼	12/16/25 19:12	12/22/25 00:28	1
1,1,1-Trichloroethane	ND		0.00528	0.00152	mg/Kg	☼	12/16/25 19:12	12/22/25 00:28	1
1,1,2-Trichloroethane	ND		0.00528	0.000950	mg/Kg	☼	12/16/25 19:12	12/22/25 00:28	1
Trichloroethene	ND		0.00528	0.000732	mg/Kg	☼	12/16/25 19:12	12/22/25 00:28	1
Trichlorofluoromethane	ND	*+	0.00528	0.00199	mg/Kg	☼	12/16/25 19:12	12/22/25 00:28	1
1,2,3-Trichloropropane	ND		0.00528	0.00141	mg/Kg	☼	12/16/25 19:12	12/22/25 00:28	1
1,1,2-Trichloro-1,2,2-trifluoroethane	ND	*+	0.0106	0.00105	mg/Kg	☼	12/16/25 19:12	12/22/25 00:28	1
1,2,4-Trimethylbenzene	ND		0.00528	0.00123	mg/Kg	☼	12/16/25 19:12	12/22/25 00:28	1
1,3,5-Trimethylbenzene	ND		0.00528	0.00131	mg/Kg	☼	12/16/25 19:12	12/22/25 00:28	1
Vinyl acetate	ND		0.0106	0.00350	mg/Kg	☼	12/16/25 19:12	12/22/25 00:28	1
Vinyl chloride	ND		0.0106	0.00174	mg/Kg	☼	12/16/25 19:12	12/22/25 00:28	1
Xylenes, Total	ND		0.00528	0.00139	mg/Kg	☼	12/16/25 19:12	12/22/25 00:28	1

Surrogate	%Recovery	Qualifier	Limits	Prepared	Analyzed	Dil Fac
4-Bromofluorobenzene	105		67 - 127	12/16/25 19:12	12/22/25 00:28	1
Dibromofluoromethane	109		80 - 119	12/16/25 19:12	12/22/25 00:28	1
Toluene-d8 (Surr)	98		71 - 129	12/16/25 19:12	12/22/25 00:28	1

Method: SW846 8270E SIM ID - Semivolatile Organic Compounds (GC/MS SIM / Isotope Dilution)

Analyte	Result	Qualifier	RL	MDL	Unit	D	Prepared	Analyzed	Dil Fac
1,4-Dioxane	ND		0.00306	0.00306	mg/Kg	☼	12/16/25 12:35	12/19/25 21:22	2

Isotope Dilution	%Recovery	Qualifier	Limits	Prepared	Analyzed	Dil Fac
1,4-Dioxane-d8	54		10 - 150	12/16/25 12:35	12/19/25 21:22	2

Method: SW846 8270E - Semivolatile Organic Compounds (GC-MS/MS)

Analyte	Result	Qualifier	RL	MDL	Unit	D	Prepared	Analyzed	Dil Fac
1,1'-Biphenyl	ND	*+	0.389	0.0113	mg/Kg	☼	12/15/25 15:45	12/16/25 18:33	1
2,4,5-Trichlorophenol	ND		0.389	0.0389	mg/Kg	☼	12/15/25 15:45	12/16/25 18:33	1
2,4,6-Trichlorophenol	ND	*+	0.389	0.0389	mg/Kg	☼	12/15/25 15:45	12/16/25 18:33	1
2,4-Dichlorophenol	ND		0.389	0.0389	mg/Kg	☼	12/15/25 15:45	12/16/25 18:33	1
2,4-Dimethylphenol	ND		0.389	0.0389	mg/Kg	☼	12/15/25 15:45	12/16/25 18:33	1
2,4-Dinitrophenol	ND	*+	1.17	0.0389	mg/Kg	☼	12/15/25 15:45	12/16/25 18:33	1
2,4-Dinitrotoluene	ND	*+	0.389	0.0389	mg/Kg	☼	12/15/25 15:45	12/16/25 18:33	1
2,6-Dinitrotoluene	ND	*+	0.389	0.0389	mg/Kg	☼	12/15/25 15:45	12/16/25 18:33	1
2-Chloronaphthalene	ND	*+	0.389	0.0389	mg/Kg	☼	12/15/25 15:45	12/16/25 18:33	1
2-Chlorophenol	ND		0.389	0.0389	mg/Kg	☼	12/15/25 15:45	12/16/25 18:33	1
2-Methylnaphthalene	ND		0.389	0.0389	mg/Kg	☼	12/15/25 15:45	12/16/25 18:33	1
2-Methylphenol	ND		0.389	0.0389	mg/Kg	☼	12/15/25 15:45	12/16/25 18:33	1

Eurofins Raleigh

Client Sample Results

Client: S&ME Inc
Project/Site: Lyon Park

Job ID: 752-40215-1

Client Sample ID: SED-1

Lab Sample ID: 752-40215-1

Date Collected: 12/11/25 11:25

Matrix: Solid

Date Received: 12/11/25 17:05

Percent Solids: 78.2

Method: SW846 8270E - Semivolatile Organic Compounds (GC-MS/MS) (Continued)

Analyte	Result	Qualifier	RL	MDL	Unit	D	Prepared	Analyzed	Dil Fac
2-Nitroaniline	ND	*+	0.389	0.0389	mg/Kg	☼	12/15/25 15:45	12/16/25 18:33	1
2-Nitrophenol	ND		0.389	0.0389	mg/Kg	☼	12/15/25 15:45	12/16/25 18:33	1
3 & 4 Methylphenol	ND		0.777	0.0389	mg/Kg	☼	12/15/25 15:45	12/16/25 18:33	1
3,3'-Dichlorobenzidine	ND		0.389	0.0389	mg/Kg	☼	12/15/25 15:45	12/16/25 18:33	1
3-Nitroaniline	ND		0.389	0.0389	mg/Kg	☼	12/15/25 15:45	12/16/25 18:33	1
4,6-Dinitro-2-methylphenol	ND	*+	0.389	0.0389	mg/Kg	☼	12/15/25 15:45	12/16/25 18:33	1
4-Bromophenyl phenyl ether	ND		0.389	0.0389	mg/Kg	☼	12/15/25 15:45	12/16/25 18:33	1
4-Chloro-3-methylphenol	ND		0.389	0.0389	mg/Kg	☼	12/15/25 15:45	12/16/25 18:33	1
4-Chloroaniline	ND		0.389	0.0389	mg/Kg	☼	12/15/25 15:45	12/16/25 18:33	1
4-Chlorophenyl phenyl ether	ND		0.389	0.0389	mg/Kg	☼	12/15/25 15:45	12/16/25 18:33	1
4-Nitroaniline	ND	*+	0.389	0.0389	mg/Kg	☼	12/15/25 15:45	12/16/25 18:33	1
4-Nitrophenol	ND		0.389	0.0389	mg/Kg	☼	12/15/25 15:45	12/16/25 18:33	1
Acenaphthene	ND		0.389	0.0389	mg/Kg	☼	12/15/25 15:45	12/16/25 18:33	1
Acenaphthylene	ND		0.389	0.0389	mg/Kg	☼	12/15/25 15:45	12/16/25 18:33	1
Acetophenone	ND		0.389	0.0389	mg/Kg	☼	12/15/25 15:45	12/16/25 18:33	1
Anthracene	ND		0.389	0.0389	mg/Kg	☼	12/15/25 15:45	12/16/25 18:33	1
Atrazine	ND		0.389	0.0389	mg/Kg	☼	12/15/25 15:45	12/16/25 18:33	1
Benzaldehyde	ND		0.389	0.0389	mg/Kg	☼	12/15/25 15:45	12/16/25 18:33	1
Benzo[a]anthracene	ND		0.389	0.0389	mg/Kg	☼	12/15/25 15:45	12/16/25 18:33	1
Benzo[a]pyrene	ND		0.389	0.0389	mg/Kg	☼	12/15/25 15:45	12/16/25 18:33	1
Benzo[b]fluoranthene	0.0156	J	0.389	0.00165	mg/Kg	☼	12/15/25 15:45	12/16/25 18:33	1
Benzo[g,h,i]perylene	ND		0.389	0.0389	mg/Kg	☼	12/15/25 15:45	12/16/25 18:33	1
Benzo[k]fluoranthene	ND		0.389	0.0389	mg/Kg	☼	12/15/25 15:45	12/16/25 18:33	1
bis (2-chloroisopropyl) ether	ND		0.389	0.0389	mg/Kg	☼	12/15/25 15:45	12/16/25 18:33	1
Bis(2-chloroethoxy)methane	ND		0.389	0.0389	mg/Kg	☼	12/15/25 15:45	12/16/25 18:33	1
Bis(2-chloroethyl)ether	ND		0.389	0.0389	mg/Kg	☼	12/15/25 15:45	12/16/25 18:33	1
Bis(2-ethylhexyl) phthalate	ND		0.389	0.118	mg/Kg	☼	12/15/25 15:45	12/16/25 18:33	1
Butyl benzyl phthalate	ND		0.389	0.0389	mg/Kg	☼	12/15/25 15:45	12/16/25 18:33	1
Caprolactam	ND	*+	0.389	0.0389	mg/Kg	☼	12/15/25 15:45	12/16/25 18:33	1
Carbazole	ND		0.389	0.0389	mg/Kg	☼	12/15/25 15:45	12/16/25 18:33	1
Chrysene	ND		0.389	0.0389	mg/Kg	☼	12/15/25 15:45	12/16/25 18:33	1
Dibenz(a,h)anthracene	ND		0.389	0.0389	mg/Kg	☼	12/15/25 15:45	12/16/25 18:33	1
Dibenzofuran	ND	*+	0.389	0.0389	mg/Kg	☼	12/15/25 15:45	12/16/25 18:33	1
Diethyl phthalate	ND		0.389	0.0389	mg/Kg	☼	12/15/25 15:45	12/16/25 18:33	1
Dimethyl phthalate	ND		0.389	0.0389	mg/Kg	☼	12/15/25 15:45	12/16/25 18:33	1
Di-n-butyl phthalate	ND		1.17	0.353	mg/Kg	☼	12/15/25 15:45	12/16/25 18:33	1
Di-n-octyl phthalate	ND		0.389	0.0389	mg/Kg	☼	12/15/25 15:45	12/16/25 18:33	1
Fluoranthene	ND		0.389	0.0389	mg/Kg	☼	12/15/25 15:45	12/16/25 18:33	1
Fluorene	ND		0.389	0.0389	mg/Kg	☼	12/15/25 15:45	12/16/25 18:33	1
Hexachlorobenzene	ND		0.389	0.0389	mg/Kg	☼	12/15/25 15:45	12/16/25 18:33	1
Hexachlorobutadiene	ND		0.389	0.0389	mg/Kg	☼	12/15/25 15:45	12/16/25 18:33	1
Hexachlorocyclopentadiene	ND		0.389	0.0389	mg/Kg	☼	12/15/25 15:45	12/16/25 18:33	1
Hexachloroethane	ND		0.389	0.0389	mg/Kg	☼	12/15/25 15:45	12/16/25 18:33	1
Indeno[1,2,3-cd]pyrene	ND		0.389	0.0389	mg/Kg	☼	12/15/25 15:45	12/16/25 18:33	1
Isophorone	ND		0.389	0.0389	mg/Kg	☼	12/15/25 15:45	12/16/25 18:33	1
Naphthalene	ND		0.389	0.0389	mg/Kg	☼	12/15/25 15:45	12/16/25 18:33	1
Nitrobenzene	ND		0.389	0.0389	mg/Kg	☼	12/15/25 15:45	12/16/25 18:33	1
N-Nitrosodi-n-propylamine	ND		0.389	0.0389	mg/Kg	☼	12/15/25 15:45	12/16/25 18:33	1
N-Nitrosodiphenylamine	ND	*+	0.389	0.0389	mg/Kg	☼	12/15/25 15:45	12/16/25 18:33	1

Eurofins Raleigh

Client Sample Results

Client: S&ME Inc
Project/Site: Lyon Park

Job ID: 752-40215-1

Client Sample ID: SED-1

Lab Sample ID: 752-40215-1

Date Collected: 12/11/25 11:25

Matrix: Solid

Date Received: 12/11/25 17:05

Percent Solids: 78.2

Method: SW846 8270E - Semivolatile Organic Compounds (GC-MS/MS) (Continued)

Analyte	Result	Qualifier	RL	MDL	Unit	D	Prepared	Analyzed	Dil Fac
Pentachlorophenol	ND		0.389	0.0389	mg/Kg	☼	12/15/25 15:45	12/16/25 18:33	1
Phenanthrene	ND		0.389	0.0389	mg/Kg	☼	12/15/25 15:45	12/16/25 18:33	1
Phenol	ND		0.389	0.0389	mg/Kg	☼	12/15/25 15:45	12/16/25 18:33	1
Pyrene	ND		0.389	0.0389	mg/Kg	☼	12/15/25 15:45	12/16/25 18:33	1
Surrogate	%Recovery	Qualifier	Limits				Prepared	Analyzed	Dil Fac
2,4,6-Tribromophenol (Surr)	104		40 - 140				12/15/25 15:45	12/16/25 18:33	1
2-Fluorobiphenyl (Surr)	96		40 - 140				12/15/25 15:45	12/16/25 18:33	1
2-Fluorophenol (Surr)	106		40 - 140				12/15/25 15:45	12/16/25 18:33	1
Nitrobenzene-d5 (Surr)	99		40 - 140				12/15/25 15:45	12/16/25 18:33	1
Phenol-d5 (Surr)	96		40 - 140				12/15/25 15:45	12/16/25 18:33	1
Terphenyl-d14 (Surr)	105		40 - 140				12/15/25 15:45	12/16/25 18:33	1

Method: SW846 9056A - Anions, Ion Chromatography - Soluble

Analyte	Result	Qualifier	RL	MDL	Unit	D	Prepared	Analyzed	Dil Fac
Nitrate as N	ND		3.18	0.923	mg/Kg	☼		12/20/25 17:34	1
Sulfate	14.3		12.7	12.5	mg/Kg	☼		12/20/25 17:34	1

Method: SW846 6020B - Metals (ICP/MS)

Analyte	Result	Qualifier	RL	MDL	Unit	D	Prepared	Analyzed	Dil Fac
Antimony	ND		0.743	0.170	mg/Kg	☼	12/16/25 06:55	12/17/25 02:19	5
Arsenic	0.992	B	0.446	0.0397	mg/Kg	☼	12/16/25 06:55	12/17/25 02:19	5
Barium	22.6		1.86	0.0105	mg/Kg	☼	12/16/25 06:55	12/17/25 02:19	5
Beryllium	0.117	J	0.371	0.0260	mg/Kg	☼	12/16/25 06:55	12/17/25 02:19	5
Cadmium	0.0628	J	0.371	0.0121	mg/Kg	☼	12/16/25 06:55	12/17/25 02:19	5
Chromium	4.66		0.743	0.153	mg/Kg	☼	12/16/25 06:55	12/17/25 02:19	5
Cobalt	3.37		0.557	0.0210	mg/Kg	☼	12/16/25 06:55	12/17/25 02:19	5
Copper	8.28		0.371	0.0386	mg/Kg	☼	12/16/25 06:55	12/17/25 02:19	5
Lead	20.0		0.371	0.0438	mg/Kg	☼	12/16/25 06:55	12/17/25 02:19	5
Manganese	94.0		0.743	0.0457	mg/Kg	☼	12/16/25 06:55	12/17/25 02:19	5
Nickel	10.4		0.743	0.0194	mg/Kg	☼	12/16/25 06:55	12/17/25 02:19	5
Selenium	ND		1.86	0.132	mg/Kg	☼	12/16/25 06:55	12/17/25 02:19	5
Silver	0.0106	J	0.186	0.00215	mg/Kg	☼	12/16/25 06:55	12/17/25 02:19	5
Thallium	ND		0.520	0.0313	mg/Kg	☼	12/16/25 06:55	12/17/25 02:19	5
Vanadium	15.9	B	0.743	0.0932	mg/Kg	☼	12/16/25 06:55	12/17/25 02:19	5
Zinc	49.7		1.86	1.54	mg/Kg	☼	12/16/25 06:55	12/17/25 02:19	5

Method: SW846 7471B - Mercury (CVAA)

Analyte	Result	Qualifier	RL	MDL	Unit	D	Prepared	Analyzed	Dil Fac
Mercury	ND		0.124	0.0181	mg/Kg	☼	12/17/25 12:55	12/18/25 15:04	1

General Chemistry

Analyte	Result	Qualifier	RL	MDL	Unit	D	Prepared	Analyzed	Dil Fac
Cr (VI) (SW846 7199)	ND	F2 F1	1.20	0.120	mg/Kg	☼	12/18/25 09:22	12/19/25 21:20	1

General Chemistry - Soluble

Analyte	Result	Qualifier	RL	MDL	Unit	D	Prepared	Analyzed	Dil Fac
Ammonia (as N) (EPA 350.1)	ND	F1	1.26	0.402	mg/Kg	☼		12/23/25 10:47	1

Client Sample Results

Client: S&ME Inc
Project/Site: Lyon Park

Job ID: 752-40215-1

Client Sample ID: SED-2

Lab Sample ID: 752-40215-2

Date Collected: 12/11/25 10:55

Matrix: Solid

Date Received: 12/11/25 17:05

Percent Solids: 79.8

Method: SW846 8260D - Volatile Organic Compounds by GC/MS

Analyte	Result	Qualifier	RL	MDL	Unit	D	Prepared	Analyzed	Dil Fac
Acetone	ND		0.124	0.0273	mg/Kg	✳	12/16/25 19:12	12/22/25 00:48	1
Benzene	ND		0.00618	0.000935	mg/Kg	✳	12/16/25 19:12	12/22/25 00:48	1
Bromobenzene	ND		0.00618	0.00117	mg/Kg	✳	12/16/25 19:12	12/22/25 00:48	1
Bromoform	ND		0.00618	0.00262	mg/Kg	✳	12/16/25 19:12	12/22/25 00:48	1
Bromomethane	0.00420	J *+	0.00618	0.00244	mg/Kg	✳	12/16/25 19:12	12/22/25 00:48	1
2-Butanone (MEK)	ND		0.0618	0.00687	mg/Kg	✳	12/16/25 19:12	12/22/25 00:48	1
Carbon disulfide	0.00367	J	0.0124	0.00316	mg/Kg	✳	12/16/25 19:12	12/22/25 00:48	1
Carbon tetrachloride	ND		0.00618	0.00117	mg/Kg	✳	12/16/25 19:12	12/22/25 00:48	1
Chlorobenzene	ND		0.00618	0.00104	mg/Kg	✳	12/16/25 19:12	12/22/25 00:48	1
Chlorobromomethane	ND		0.00618	0.00148	mg/Kg	✳	12/16/25 19:12	12/22/25 00:48	1
Chlorodibromomethane	ND		0.00618	0.000983	mg/Kg	✳	12/16/25 19:12	12/22/25 00:48	1
Chloroethane	ND	*+	0.0124	0.00234	mg/Kg	✳	12/16/25 19:12	12/22/25 00:48	1
Chloroform	ND		0.00618	0.00120	mg/Kg	✳	12/16/25 19:12	12/22/25 00:48	1
Chloromethane	ND		0.0124	0.00183	mg/Kg	✳	12/16/25 19:12	12/22/25 00:48	1
2-Chlorotoluene	ND		0.00618	0.00134	mg/Kg	✳	12/16/25 19:12	12/22/25 00:48	1
4-Chlorotoluene	ND		0.00618	0.00135	mg/Kg	✳	12/16/25 19:12	12/22/25 00:48	1
cis-1,2-Dichloroethene	ND		0.00618	0.00148	mg/Kg	✳	12/16/25 19:12	12/22/25 00:48	1
cis-1,3-Dichloropropene	ND		0.00618	0.00145	mg/Kg	✳	12/16/25 19:12	12/22/25 00:48	1
1,2-Dibromo-3-Chloropropane	ND		0.00618	0.00255	mg/Kg	✳	12/16/25 19:12	12/22/25 00:48	1
Dibromomethane	ND		0.00618	0.00125	mg/Kg	✳	12/16/25 19:12	12/22/25 00:48	1
1,2-Dichlorobenzene	ND		0.00618	0.00134	mg/Kg	✳	12/16/25 19:12	12/22/25 00:48	1
1,3-Dichlorobenzene	ND		0.00618	0.000984	mg/Kg	✳	12/16/25 19:12	12/22/25 00:48	1
1,4-Dichlorobenzene	ND		0.00618	0.00143	mg/Kg	✳	12/16/25 19:12	12/22/25 00:48	1
Dichlorobromomethane	ND		0.00618	0.00116	mg/Kg	✳	12/16/25 19:12	12/22/25 00:48	1
1,1-Dichloroethane	ND		0.00618	0.00112	mg/Kg	✳	12/16/25 19:12	12/22/25 00:48	1
1,2-Dichloroethane	ND		0.00618	0.00150	mg/Kg	✳	12/16/25 19:12	12/22/25 00:48	1
1,1-Dichloroethene	ND	*+	0.00618	0.00147	mg/Kg	✳	12/16/25 19:12	12/22/25 00:48	1
1,2-Dichloropropane	ND		0.00618	0.000847	mg/Kg	✳	12/16/25 19:12	12/22/25 00:48	1
1,3-Dichloropropane	ND		0.00618	0.00142	mg/Kg	✳	12/16/25 19:12	12/22/25 00:48	1
2,2-Dichloropropane	ND		0.00618	0.00143	mg/Kg	✳	12/16/25 19:12	12/22/25 00:48	1
1,1-Dichloropropene	ND		0.00618	0.00126	mg/Kg	✳	12/16/25 19:12	12/22/25 00:48	1
Ethyl acetate	ND		0.0618	0.0618	mg/Kg	✳	12/16/25 19:12	12/22/25 00:48	1
Ethylbenzene	ND		0.00618	0.00132	mg/Kg	✳	12/16/25 19:12	12/22/25 00:48	1
Ethylene Dibromide	ND		0.00618	0.00108	mg/Kg	✳	12/16/25 19:12	12/22/25 00:48	1
Hexachlorobutadiene	ND		0.00618	0.00198	mg/Kg	✳	12/16/25 19:12	12/22/25 00:48	1
Hexane	ND		0.0124	0.0124	mg/Kg	✳	12/16/25 19:12	12/22/25 00:48	1
2-Hexanone	ND	*-	0.0124	0.00911	mg/Kg	✳	12/16/25 19:12	12/22/25 00:48	1
Iodomethane	0.00534	J	0.0124	0.00236	mg/Kg	✳	12/16/25 19:12	12/22/25 00:48	1
Isopropylbenzene	ND		0.00618	0.00182	mg/Kg	✳	12/16/25 19:12	12/22/25 00:48	1
Isopropyl ether	ND		0.0124	0.0124	mg/Kg	✳	12/16/25 19:12	12/22/25 00:48	1
4-Isopropyltoluene	ND		0.00618	0.00420	mg/Kg	✳	12/16/25 19:12	12/22/25 00:48	1
Methylene Chloride	ND		0.0247	0.00695	mg/Kg	✳	12/16/25 19:12	12/22/25 00:48	1
4-Methyl-2-pentanone (MIBK)	ND		0.0124	0.00403	mg/Kg	✳	12/16/25 19:12	12/22/25 00:48	1
Methyl tert-butyl ether	ND	*+	0.00618	0.00216	mg/Kg	✳	12/16/25 19:12	12/22/25 00:48	1
m-Xylene & p-Xylene	ND		0.0124	0.00268	mg/Kg	✳	12/16/25 19:12	12/22/25 00:48	1
Naphthalene	ND		0.00618	0.00476	mg/Kg	✳	12/16/25 19:12	12/22/25 00:48	1
n-Butylbenzene	ND		0.00618	0.00218	mg/Kg	✳	12/16/25 19:12	12/22/25 00:48	1
n-Heptane	ND		0.0124	0.0124	mg/Kg	✳	12/16/25 19:12	12/22/25 00:48	1
N-Propylbenzene	ND		0.00618	0.00129	mg/Kg	✳	12/16/25 19:12	12/22/25 00:48	1

Eurofins Raleigh

Client Sample Results

Client: S&ME Inc
Project/Site: Lyon Park

Job ID: 752-40215-1

Client Sample ID: SED-2

Lab Sample ID: 752-40215-2

Date Collected: 12/11/25 10:55

Matrix: Solid

Date Received: 12/11/25 17:05

Percent Solids: 79.8

Method: SW846 8260D - Volatile Organic Compounds by GC/MS (Continued)

Analyte	Result	Qualifier	RL	MDL	Unit	D	Prepared	Analyzed	Dil Fac
o-Xylene	ND		0.00618	0.00163	mg/Kg	☼	12/16/25 19:12	12/22/25 00:48	1
sec-Butylbenzene	ND		0.00618	0.00141	mg/Kg	☼	12/16/25 19:12	12/22/25 00:48	1
Styrene	ND		0.00618	0.00314	mg/Kg	☼	12/16/25 19:12	12/22/25 00:48	1
tert-Butylbenzene	ND		0.00618	0.00147	mg/Kg	☼	12/16/25 19:12	12/22/25 00:48	1
1,1,1,2-Tetrachloroethane	ND		0.00618	0.00122	mg/Kg	☼	12/16/25 19:12	12/22/25 00:48	1
1,1,2,2-Tetrachloroethane	ND		0.00618	0.00161	mg/Kg	☼	12/16/25 19:12	12/22/25 00:48	1
Tetrachloroethene	ND		0.00618	0.00101	mg/Kg	☼	12/16/25 19:12	12/22/25 00:48	1
Toluene	ND		0.00618	0.00121	mg/Kg	☼	12/16/25 19:12	12/22/25 00:48	1
trans-1,4-Dichloro-2-butene	ND		0.0124	0.00623	mg/Kg	☼	12/16/25 19:12	12/22/25 00:48	1
trans-1,2-Dichloroethene	ND		0.00618	0.00150	mg/Kg	☼	12/16/25 19:12	12/22/25 00:48	1
trans-1,3-Dichloropropene	ND		0.00618	0.00127	mg/Kg	☼	12/16/25 19:12	12/22/25 00:48	1
1,2,3-Trichlorobenzene	ND		0.00618	0.00323	mg/Kg	☼	12/16/25 19:12	12/22/25 00:48	1
1,2,4-Trichlorobenzene	ND		0.00618	0.00249	mg/Kg	☼	12/16/25 19:12	12/22/25 00:48	1
1,1,1-Trichloroethane	ND		0.00618	0.00178	mg/Kg	☼	12/16/25 19:12	12/22/25 00:48	1
1,1,2-Trichloroethane	ND		0.00618	0.00111	mg/Kg	☼	12/16/25 19:12	12/22/25 00:48	1
Trichloroethene	ND		0.00618	0.000858	mg/Kg	☼	12/16/25 19:12	12/22/25 00:48	1
Trichlorofluoromethane	ND	*+	0.00618	0.00234	mg/Kg	☼	12/16/25 19:12	12/22/25 00:48	1
1,2,3-Trichloropropane	ND		0.00618	0.00166	mg/Kg	☼	12/16/25 19:12	12/22/25 00:48	1
1,1,2-Trichloro-1,2,2-trifluoroethane	ND	*+	0.0124	0.00123	mg/Kg	☼	12/16/25 19:12	12/22/25 00:48	1
1,2,4-Trimethylbenzene	ND		0.00618	0.00145	mg/Kg	☼	12/16/25 19:12	12/22/25 00:48	1
1,3,5-Trimethylbenzene	ND		0.00618	0.00153	mg/Kg	☼	12/16/25 19:12	12/22/25 00:48	1
Vinyl acetate	ND		0.0124	0.00410	mg/Kg	☼	12/16/25 19:12	12/22/25 00:48	1
Vinyl chloride	ND		0.0124	0.00204	mg/Kg	☼	12/16/25 19:12	12/22/25 00:48	1
Xylenes, Total	ND		0.00618	0.00163	mg/Kg	☼	12/16/25 19:12	12/22/25 00:48	1

Surrogate	%Recovery	Qualifier	Limits	Prepared	Analyzed	Dil Fac
4-Bromofluorobenzene	106		67 - 127	12/16/25 19:12	12/22/25 00:48	1
Dibromofluoromethane	126	S1+	80 - 119	12/16/25 19:12	12/22/25 00:48	1
Toluene-d8 (Surr)	107		71 - 129	12/16/25 19:12	12/22/25 00:48	1

Method: SW846 8270E SIM ID - Semivolatile Organic Compounds (GC/MS SIM / Isotope Dilution)

Analyte	Result	Qualifier	RL	MDL	Unit	D	Prepared	Analyzed	Dil Fac
1,4-Dioxane	ND		0.00299	0.00299	mg/Kg	☼	12/16/25 12:35	12/19/25 22:25	2

Isotope Dilution	%Recovery	Qualifier	Limits	Prepared	Analyzed	Dil Fac
1,4-Dioxane-d8	62		10 - 150	12/16/25 12:35	12/19/25 22:25	2

Method: SW846 8270E - Semivolatile Organic Compounds (GC-MS/MS)

Analyte	Result	Qualifier	RL	MDL	Unit	D	Prepared	Analyzed	Dil Fac
1,1'-Biphenyl	ND	*+	0.352	0.0102	mg/Kg	☼	12/15/25 15:45	12/16/25 19:03	1
2,4,5-Trichlorophenol	ND		0.352	0.0352	mg/Kg	☼	12/15/25 15:45	12/16/25 19:03	1
2,4,6-Trichlorophenol	ND	*+	0.352	0.0352	mg/Kg	☼	12/15/25 15:45	12/16/25 19:03	1
2,4-Dichlorophenol	ND		0.352	0.0352	mg/Kg	☼	12/15/25 15:45	12/16/25 19:03	1
2,4-Dimethylphenol	ND		0.352	0.0352	mg/Kg	☼	12/15/25 15:45	12/16/25 19:03	1
2,4-Dinitrophenol	ND	*+	1.05	0.0352	mg/Kg	☼	12/15/25 15:45	12/16/25 19:03	1
2,4-Dinitrotoluene	ND	*+	0.352	0.0352	mg/Kg	☼	12/15/25 15:45	12/16/25 19:03	1
2,6-Dinitrotoluene	ND	*+	0.352	0.0352	mg/Kg	☼	12/15/25 15:45	12/16/25 19:03	1
2-Chloronaphthalene	ND	*+	0.352	0.0352	mg/Kg	☼	12/15/25 15:45	12/16/25 19:03	1
2-Chlorophenol	ND		0.352	0.0352	mg/Kg	☼	12/15/25 15:45	12/16/25 19:03	1
2-Methylnaphthalene	ND		0.352	0.0352	mg/Kg	☼	12/15/25 15:45	12/16/25 19:03	1
2-Methylphenol	ND		0.352	0.0352	mg/Kg	☼	12/15/25 15:45	12/16/25 19:03	1

Eurofins Raleigh

Client Sample Results

Client: S&ME Inc
Project/Site: Lyon Park

Job ID: 752-40215-1

Client Sample ID: SED-2

Lab Sample ID: 752-40215-2

Date Collected: 12/11/25 10:55

Matrix: Solid

Date Received: 12/11/25 17:05

Percent Solids: 79.8

Method: SW846 8270E - Semivolatile Organic Compounds (GC-MS/MS) (Continued)

Analyte	Result	Qualifier	RL	MDL	Unit	D	Prepared	Analyzed	Dil Fac
2-Nitroaniline	ND	*+	0.352	0.0352	mg/Kg	☼	12/15/25 15:45	12/16/25 19:03	1
2-Nitrophenol	ND		0.352	0.0352	mg/Kg	☼	12/15/25 15:45	12/16/25 19:03	1
3 & 4 Methylphenol	ND		0.703	0.0352	mg/Kg	☼	12/15/25 15:45	12/16/25 19:03	1
3,3'-Dichlorobenzidine	ND		0.352	0.0352	mg/Kg	☼	12/15/25 15:45	12/16/25 19:03	1
3-Nitroaniline	ND		0.352	0.0352	mg/Kg	☼	12/15/25 15:45	12/16/25 19:03	1
4,6-Dinitro-2-methylphenol	ND	*+	0.352	0.0352	mg/Kg	☼	12/15/25 15:45	12/16/25 19:03	1
4-Bromophenyl phenyl ether	ND		0.352	0.0352	mg/Kg	☼	12/15/25 15:45	12/16/25 19:03	1
4-Chloro-3-methylphenol	ND		0.352	0.0352	mg/Kg	☼	12/15/25 15:45	12/16/25 19:03	1
4-Chloroaniline	ND		0.352	0.0352	mg/Kg	☼	12/15/25 15:45	12/16/25 19:03	1
4-Chlorophenyl phenyl ether	ND		0.352	0.0352	mg/Kg	☼	12/15/25 15:45	12/16/25 19:03	1
4-Nitroaniline	ND	*+	0.352	0.0352	mg/Kg	☼	12/15/25 15:45	12/16/25 19:03	1
4-Nitrophenol	ND		0.352	0.0352	mg/Kg	☼	12/15/25 15:45	12/16/25 19:03	1
Acenaphthene	ND		0.352	0.0352	mg/Kg	☼	12/15/25 15:45	12/16/25 19:03	1
Acenaphthylene	ND		0.352	0.0352	mg/Kg	☼	12/15/25 15:45	12/16/25 19:03	1
Acetophenone	ND		0.352	0.0352	mg/Kg	☼	12/15/25 15:45	12/16/25 19:03	1
Anthracene	0.0484	J	0.352	0.0352	mg/Kg	☼	12/15/25 15:45	12/16/25 19:03	1
Atrazine	ND		0.352	0.0352	mg/Kg	☼	12/15/25 15:45	12/16/25 19:03	1
Benzaldehyde	ND		0.352	0.0352	mg/Kg	☼	12/15/25 15:45	12/16/25 19:03	1
Benzo[a]anthracene	0.101	J	0.352	0.0352	mg/Kg	☼	12/15/25 15:45	12/16/25 19:03	1
Benzo[a]pyrene	0.102	J	0.352	0.0352	mg/Kg	☼	12/15/25 15:45	12/16/25 19:03	1
Benzo[b]fluoranthene	0.140	J	0.352	0.00149	mg/Kg	☼	12/15/25 15:45	12/16/25 19:03	1
Benzo[g,h,i]perylene	0.0707	J	0.352	0.0352	mg/Kg	☼	12/15/25 15:45	12/16/25 19:03	1
Benzo[k]fluoranthene	0.0457	J	0.352	0.0352	mg/Kg	☼	12/15/25 15:45	12/16/25 19:03	1
bis (2-chloroisopropyl) ether	ND		0.352	0.0352	mg/Kg	☼	12/15/25 15:45	12/16/25 19:03	1
Bis(2-chloroethoxy)methane	ND		0.352	0.0352	mg/Kg	☼	12/15/25 15:45	12/16/25 19:03	1
Bis(2-chloroethyl)ether	ND		0.352	0.0352	mg/Kg	☼	12/15/25 15:45	12/16/25 19:03	1
Bis(2-ethylhexyl) phthalate	ND		0.352	0.107	mg/Kg	☼	12/15/25 15:45	12/16/25 19:03	1
Butyl benzyl phthalate	ND		0.352	0.0352	mg/Kg	☼	12/15/25 15:45	12/16/25 19:03	1
Caprolactam	0.146	J*+	0.352	0.0352	mg/Kg	☼	12/15/25 15:45	12/16/25 19:03	1
Carbazole	0.0397	J	0.352	0.0352	mg/Kg	☼	12/15/25 15:45	12/16/25 19:03	1
Chrysene	0.101	J	0.352	0.0352	mg/Kg	☼	12/15/25 15:45	12/16/25 19:03	1
Dibenz(a,h)anthracene	ND		0.352	0.0352	mg/Kg	☼	12/15/25 15:45	12/16/25 19:03	1
Dibenzofuran	ND	*+	0.352	0.0352	mg/Kg	☼	12/15/25 15:45	12/16/25 19:03	1
Diethyl phthalate	ND		0.352	0.0352	mg/Kg	☼	12/15/25 15:45	12/16/25 19:03	1
Dimethyl phthalate	ND		0.352	0.0352	mg/Kg	☼	12/15/25 15:45	12/16/25 19:03	1
Di-n-butyl phthalate	ND		1.05	0.320	mg/Kg	☼	12/15/25 15:45	12/16/25 19:03	1
Di-n-octyl phthalate	ND		0.352	0.0352	mg/Kg	☼	12/15/25 15:45	12/16/25 19:03	1
Fluoranthene	0.242	J	0.352	0.0352	mg/Kg	☼	12/15/25 15:45	12/16/25 19:03	1
Fluorene	ND		0.352	0.0352	mg/Kg	☼	12/15/25 15:45	12/16/25 19:03	1
Hexachlorobenzene	ND		0.352	0.0352	mg/Kg	☼	12/15/25 15:45	12/16/25 19:03	1
Hexachlorobutadiene	ND		0.352	0.0352	mg/Kg	☼	12/15/25 15:45	12/16/25 19:03	1
Hexachlorocyclopentadiene	ND		0.352	0.0352	mg/Kg	☼	12/15/25 15:45	12/16/25 19:03	1
Hexachloroethane	ND		0.352	0.0352	mg/Kg	☼	12/15/25 15:45	12/16/25 19:03	1
Indeno[1,2,3-cd]pyrene	0.0697	J	0.352	0.0352	mg/Kg	☼	12/15/25 15:45	12/16/25 19:03	1
Isophorone	ND		0.352	0.0352	mg/Kg	☼	12/15/25 15:45	12/16/25 19:03	1
Naphthalene	ND		0.352	0.0352	mg/Kg	☼	12/15/25 15:45	12/16/25 19:03	1
Nitrobenzene	ND		0.352	0.0352	mg/Kg	☼	12/15/25 15:45	12/16/25 19:03	1
N-Nitrosodi-n-propylamine	ND		0.352	0.0352	mg/Kg	☼	12/15/25 15:45	12/16/25 19:03	1
N-Nitrosodiphenylamine	ND	*+	0.352	0.0352	mg/Kg	☼	12/15/25 15:45	12/16/25 19:03	1

Eurofins Raleigh

Client Sample Results

Client: S&ME Inc
Project/Site: Lyon Park

Job ID: 752-40215-1

Client Sample ID: SED-2

Lab Sample ID: 752-40215-2

Date Collected: 12/11/25 10:55

Matrix: Solid

Date Received: 12/11/25 17:05

Percent Solids: 79.8

Method: SW846 8270E - Semivolatile Organic Compounds (GC-MS/MS) (Continued)

Analyte	Result	Qualifier	RL	MDL	Unit	D	Prepared	Analyzed	Dil Fac
Pentachlorophenol	ND		0.352	0.0352	mg/Kg	☼	12/15/25 15:45	12/16/25 19:03	1
Phenanthrene	0.186	J	0.352	0.0352	mg/Kg	☼	12/15/25 15:45	12/16/25 19:03	1
Phenol	ND		0.352	0.0352	mg/Kg	☼	12/15/25 15:45	12/16/25 19:03	1
Pyrene	0.186	J	0.352	0.0352	mg/Kg	☼	12/15/25 15:45	12/16/25 19:03	1
Surrogate	%Recovery	Qualifier	Limits				Prepared	Analyzed	Dil Fac
2,4,6-Tribromophenol (Surr)	96		40 - 140				12/15/25 15:45	12/16/25 19:03	1
2-Fluorobiphenyl (Surr)	111		40 - 140				12/15/25 15:45	12/16/25 19:03	1
2-Fluorophenol (Surr)	110		40 - 140				12/15/25 15:45	12/16/25 19:03	1
Nitrobenzene-d5 (Surr)	104		40 - 140				12/15/25 15:45	12/16/25 19:03	1
Phenol-d5 (Surr)	101		40 - 140				12/15/25 15:45	12/16/25 19:03	1
Terphenyl-d14 (Surr)	106		40 - 140				12/15/25 15:45	12/16/25 19:03	1

Method: SW846 9056A - Anions, Ion Chromatography - Soluble

Analyte	Result	Qualifier	RL	MDL	Unit	D	Prepared	Analyzed	Dil Fac
Nitrate as N	ND		3.12	0.906	mg/Kg	☼		12/20/25 17:45	1
Sulfate	ND		12.5	12.3	mg/Kg	☼		12/20/25 17:45	1

Method: SW846 6020B - Metals (ICP/MS)

Analyte	Result	Qualifier	RL	MDL	Unit	D	Prepared	Analyzed	Dil Fac
Antimony	ND		0.787	0.180	mg/Kg	☼	12/16/25 06:55	12/17/25 02:21	5
Arsenic	1.39	B	0.472	0.0421	mg/Kg	☼	12/16/25 06:55	12/17/25 02:21	5
Barium	28.6		1.97	0.0111	mg/Kg	☼	12/16/25 06:55	12/17/25 02:21	5
Beryllium	0.145	J	0.394	0.0276	mg/Kg	☼	12/16/25 06:55	12/17/25 02:21	5
Cadmium	0.0952	J	0.394	0.0128	mg/Kg	☼	12/16/25 06:55	12/17/25 02:21	5
Chromium	19.0		0.787	0.162	mg/Kg	☼	12/16/25 06:55	12/17/25 02:21	5
Cobalt	6.47		0.590	0.0223	mg/Kg	☼	12/16/25 06:55	12/17/25 02:21	5
Copper	16.0		0.394	0.0409	mg/Kg	☼	12/16/25 06:55	12/17/25 02:21	5
Lead	30.0		0.394	0.0464	mg/Kg	☼	12/16/25 06:55	12/17/25 02:21	5
Manganese	147		0.787	0.0484	mg/Kg	☼	12/16/25 06:55	12/17/25 02:21	5
Nickel	23.8		0.787	0.0206	mg/Kg	☼	12/16/25 06:55	12/17/25 02:21	5
Selenium	ND		1.97	0.140	mg/Kg	☼	12/16/25 06:55	12/17/25 02:21	5
Silver	0.0114	J	0.197	0.00228	mg/Kg	☼	12/16/25 06:55	12/17/25 02:21	5
Thallium	ND		0.551	0.0332	mg/Kg	☼	12/16/25 06:55	12/17/25 02:21	5
Vanadium	16.6	B	0.787	0.0988	mg/Kg	☼	12/16/25 06:55	12/17/25 02:21	5
Zinc	65.3		1.97	1.63	mg/Kg	☼	12/16/25 06:55	12/17/25 02:21	5

Method: SW846 7471B - Mercury (CVAA)

Analyte	Result	Qualifier	RL	MDL	Unit	D	Prepared	Analyzed	Dil Fac
Mercury	ND		0.116	0.0170	mg/Kg	☼	12/17/25 12:55	12/18/25 15:14	1

General Chemistry

Analyte	Result	Qualifier	RL	MDL	Unit	D	Prepared	Analyzed	Dil Fac
Cr (VI) (SW846 7199)	ND		1.14	0.114	mg/Kg	☼	12/18/25 09:22	12/19/25 21:58	1

General Chemistry - Soluble

Analyte	Result	Qualifier	RL	MDL	Unit	D	Prepared	Analyzed	Dil Fac
Ammonia (as N) (EPA 350.1)	ND		1.27	0.405	mg/Kg	☼		12/23/25 10:55	1

Client Sample Results

Client: S&ME Inc
Project/Site: Lyon Park

Job ID: 752-40215-1

Client Sample ID: SED-3

Lab Sample ID: 752-40215-3

Date Collected: 12/11/25 10:30

Matrix: Solid

Date Received: 12/11/25 17:05

Percent Solids: 80.1

Method: SW846 8260D - Volatile Organic Compounds by GC/MS

Analyte	Result	Qualifier	RL	MDL	Unit	D	Prepared	Analyzed	Dil Fac
Acetone	0.0660	J	0.103	0.0228	mg/Kg	☼	12/16/25 19:12	12/22/25 01:09	1
Benzene	ND		0.00516	0.000781	mg/Kg	☼	12/16/25 19:12	12/22/25 01:09	1
Bromobenzene	ND		0.00516	0.000974	mg/Kg	☼	12/16/25 19:12	12/22/25 01:09	1
Bromoform	ND		0.00516	0.00219	mg/Kg	☼	12/16/25 19:12	12/22/25 01:09	1
Bromomethane	ND	*+	0.00516	0.00203	mg/Kg	☼	12/16/25 19:12	12/22/25 01:09	1
2-Butanone (MEK)	ND		0.0516	0.00574	mg/Kg	☼	12/16/25 19:12	12/22/25 01:09	1
Carbon disulfide	ND		0.0103	0.00264	mg/Kg	☼	12/16/25 19:12	12/22/25 01:09	1
Carbon tetrachloride	ND		0.00516	0.000978	mg/Kg	☼	12/16/25 19:12	12/22/25 01:09	1
Chlorobenzene	ND		0.00516	0.000866	mg/Kg	☼	12/16/25 19:12	12/22/25 01:09	1
Chlorobromomethane	ND		0.00516	0.00124	mg/Kg	☼	12/16/25 19:12	12/22/25 01:09	1
Chlorodibromomethane	ND		0.00516	0.000821	mg/Kg	☼	12/16/25 19:12	12/22/25 01:09	1
Chloroethane	ND	*+	0.0103	0.00195	mg/Kg	☼	12/16/25 19:12	12/22/25 01:09	1
Chloroform	ND		0.00516	0.00100	mg/Kg	☼	12/16/25 19:12	12/22/25 01:09	1
Chloromethane	ND		0.0103	0.00153	mg/Kg	☼	12/16/25 19:12	12/22/25 01:09	1
2-Chlorotoluene	ND		0.00516	0.00112	mg/Kg	☼	12/16/25 19:12	12/22/25 01:09	1
4-Chlorotoluene	ND		0.00516	0.00113	mg/Kg	☼	12/16/25 19:12	12/22/25 01:09	1
cis-1,2-Dichloroethene	ND		0.00516	0.00124	mg/Kg	☼	12/16/25 19:12	12/22/25 01:09	1
cis-1,3-Dichloropropene	ND		0.00516	0.00121	mg/Kg	☼	12/16/25 19:12	12/22/25 01:09	1
1,2-Dibromo-3-Chloropropane	ND		0.00516	0.00213	mg/Kg	☼	12/16/25 19:12	12/22/25 01:09	1
Dibromomethane	ND		0.00516	0.00104	mg/Kg	☼	12/16/25 19:12	12/22/25 01:09	1
1,2-Dichlorobenzene	ND		0.00516	0.00112	mg/Kg	☼	12/16/25 19:12	12/22/25 01:09	1
1,3-Dichlorobenzene	ND		0.00516	0.000822	mg/Kg	☼	12/16/25 19:12	12/22/25 01:09	1
1,4-Dichlorobenzene	ND		0.00516	0.00120	mg/Kg	☼	12/16/25 19:12	12/22/25 01:09	1
Dichlorobromomethane	ND		0.00516	0.000969	mg/Kg	☼	12/16/25 19:12	12/22/25 01:09	1
1,1-Dichloroethane	ND		0.00516	0.000935	mg/Kg	☼	12/16/25 19:12	12/22/25 01:09	1
1,2-Dichloroethane	ND		0.00516	0.00125	mg/Kg	☼	12/16/25 19:12	12/22/25 01:09	1
1,1-Dichloroethene	ND	*+	0.00516	0.00123	mg/Kg	☼	12/16/25 19:12	12/22/25 01:09	1
1,2-Dichloropropane	ND		0.00516	0.000707	mg/Kg	☼	12/16/25 19:12	12/22/25 01:09	1
1,3-Dichloropropane	ND		0.00516	0.00119	mg/Kg	☼	12/16/25 19:12	12/22/25 01:09	1
2,2-Dichloropropane	ND		0.00516	0.00120	mg/Kg	☼	12/16/25 19:12	12/22/25 01:09	1
1,1-Dichloropropene	ND		0.00516	0.00105	mg/Kg	☼	12/16/25 19:12	12/22/25 01:09	1
Ethyl acetate	ND		0.0516	0.0516	mg/Kg	☼	12/16/25 19:12	12/22/25 01:09	1
Ethylbenzene	ND		0.00516	0.00110	mg/Kg	☼	12/16/25 19:12	12/22/25 01:09	1
Ethylene Dibromide	ND		0.00516	0.000901	mg/Kg	☼	12/16/25 19:12	12/22/25 01:09	1
Hexachlorobutadiene	ND		0.00516	0.00165	mg/Kg	☼	12/16/25 19:12	12/22/25 01:09	1
Hexane	ND		0.0103	0.0103	mg/Kg	☼	12/16/25 19:12	12/22/25 01:09	1
2-Hexanone	ND	*-	0.0103	0.00761	mg/Kg	☼	12/16/25 19:12	12/22/25 01:09	1
Iodomethane	ND		0.0103	0.00197	mg/Kg	☼	12/16/25 19:12	12/22/25 01:09	1
Isopropylbenzene	ND		0.00516	0.00152	mg/Kg	☼	12/16/25 19:12	12/22/25 01:09	1
Isopropyl ether	ND		0.0103	0.0103	mg/Kg	☼	12/16/25 19:12	12/22/25 01:09	1
4-Isopropyltoluene	ND		0.00516	0.00351	mg/Kg	☼	12/16/25 19:12	12/22/25 01:09	1
Methylene Chloride	ND		0.0207	0.00580	mg/Kg	☼	12/16/25 19:12	12/22/25 01:09	1
4-Methyl-2-pentanone (MIBK)	ND		0.0103	0.00337	mg/Kg	☼	12/16/25 19:12	12/22/25 01:09	1
Methyl tert-butyl ether	ND	*+	0.00516	0.00181	mg/Kg	☼	12/16/25 19:12	12/22/25 01:09	1
m-Xylene & p-Xylene	ND		0.0103	0.00224	mg/Kg	☼	12/16/25 19:12	12/22/25 01:09	1
Naphthalene	ND		0.00516	0.00398	mg/Kg	☼	12/16/25 19:12	12/22/25 01:09	1
n-Butylbenzene	ND		0.00516	0.00182	mg/Kg	☼	12/16/25 19:12	12/22/25 01:09	1
n-Heptane	ND		0.0103	0.0103	mg/Kg	☼	12/16/25 19:12	12/22/25 01:09	1
N-Propylbenzene	ND		0.00516	0.00107	mg/Kg	☼	12/16/25 19:12	12/22/25 01:09	1

Eurofins Raleigh

Client Sample Results

Client: S&ME Inc
Project/Site: Lyon Park

Job ID: 752-40215-1

Client Sample ID: SED-3

Lab Sample ID: 752-40215-3

Date Collected: 12/11/25 10:30

Matrix: Solid

Date Received: 12/11/25 17:05

Percent Solids: 80.1

Method: SW846 8260D - Volatile Organic Compounds by GC/MS (Continued)

Analyte	Result	Qualifier	RL	MDL	Unit	D	Prepared	Analyzed	Dil Fac
o-Xylene	ND		0.00516	0.00136	mg/Kg	☼	12/16/25 19:12	12/22/25 01:09	1
sec-Butylbenzene	ND		0.00516	0.00118	mg/Kg	☼	12/16/25 19:12	12/22/25 01:09	1
Styrene	ND		0.00516	0.00262	mg/Kg	☼	12/16/25 19:12	12/22/25 01:09	1
tert-Butylbenzene	ND		0.00516	0.00123	mg/Kg	☼	12/16/25 19:12	12/22/25 01:09	1
1,1,1,2-Tetrachloroethane	ND		0.00516	0.00102	mg/Kg	☼	12/16/25 19:12	12/22/25 01:09	1
1,1,2,2-Tetrachloroethane	ND		0.00516	0.00134	mg/Kg	☼	12/16/25 19:12	12/22/25 01:09	1
Tetrachloroethene	ND		0.00516	0.000841	mg/Kg	☼	12/16/25 19:12	12/22/25 01:09	1
Toluene	ND		0.00516	0.00101	mg/Kg	☼	12/16/25 19:12	12/22/25 01:09	1
trans-1,4-Dichloro-2-butene	ND		0.0103	0.00520	mg/Kg	☼	12/16/25 19:12	12/22/25 01:09	1
trans-1,2-Dichloroethene	ND		0.00516	0.00125	mg/Kg	☼	12/16/25 19:12	12/22/25 01:09	1
trans-1,3-Dichloropropene	ND		0.00516	0.00106	mg/Kg	☼	12/16/25 19:12	12/22/25 01:09	1
1,2,3-Trichlorobenzene	ND		0.00516	0.00270	mg/Kg	☼	12/16/25 19:12	12/22/25 01:09	1
1,2,4-Trichlorobenzene	ND		0.00516	0.00208	mg/Kg	☼	12/16/25 19:12	12/22/25 01:09	1
1,1,1-Trichloroethane	ND		0.00516	0.00149	mg/Kg	☼	12/16/25 19:12	12/22/25 01:09	1
1,1,2-Trichloroethane	ND		0.00516	0.000929	mg/Kg	☼	12/16/25 19:12	12/22/25 01:09	1
Trichloroethene	ND		0.00516	0.000717	mg/Kg	☼	12/16/25 19:12	12/22/25 01:09	1
Trichlorofluoromethane	ND	*+	0.00516	0.00195	mg/Kg	☼	12/16/25 19:12	12/22/25 01:09	1
1,2,3-Trichloropropane	ND		0.00516	0.00138	mg/Kg	☼	12/16/25 19:12	12/22/25 01:09	1
1,1,2-Trichloro-1,2,2-trifluoroethane	ND	*+	0.0103	0.00103	mg/Kg	☼	12/16/25 19:12	12/22/25 01:09	1
1,2,4-Trimethylbenzene	ND		0.00516	0.00121	mg/Kg	☼	12/16/25 19:12	12/22/25 01:09	1
1,3,5-Trimethylbenzene	ND		0.00516	0.00128	mg/Kg	☼	12/16/25 19:12	12/22/25 01:09	1
Vinyl acetate	ND		0.0103	0.00343	mg/Kg	☼	12/16/25 19:12	12/22/25 01:09	1
Vinyl chloride	ND		0.0103	0.00170	mg/Kg	☼	12/16/25 19:12	12/22/25 01:09	1
Xylenes, Total	ND		0.00516	0.00136	mg/Kg	☼	12/16/25 19:12	12/22/25 01:09	1

Surrogate	%Recovery	Qualifier	Limits	Prepared	Analyzed	Dil Fac
4-Bromofluorobenzene	105		67 - 127	12/16/25 19:12	12/22/25 01:09	1
Dibromofluoromethane	120	S1+	80 - 119	12/16/25 19:12	12/22/25 01:09	1
Toluene-d8 (Surr)	108		71 - 129	12/16/25 19:12	12/22/25 01:09	1

Method: SW846 8270E SIM ID - Semivolatile Organic Compounds (GC/MS SIM / Isotope Dilution)

Analyte	Result	Qualifier	RL	MDL	Unit	D	Prepared	Analyzed	Dil Fac
1,4-Dioxane	ND		0.00299	0.00299	mg/Kg	☼	12/16/25 12:35	12/19/25 22:46	2

Isotope Dilution	%Recovery	Qualifier	Limits	Prepared	Analyzed	Dil Fac
1,4-Dioxane-d8	62		10 - 150	12/16/25 12:35	12/19/25 22:46	2

Method: SW846 8270E - Semivolatile Organic Compounds (GC-MS/MS)

Analyte	Result	Qualifier	RL	MDL	Unit	D	Prepared	Analyzed	Dil Fac
1,1'-Biphenyl	ND	*+	0.395	0.0115	mg/Kg	☼	12/15/25 15:45	12/16/25 19:33	1
2,4,5-Trichlorophenol	ND		0.395	0.0395	mg/Kg	☼	12/15/25 15:45	12/16/25 19:33	1
2,4,6-Trichlorophenol	ND	*+	0.395	0.0395	mg/Kg	☼	12/15/25 15:45	12/16/25 19:33	1
2,4-Dichlorophenol	ND		0.395	0.0395	mg/Kg	☼	12/15/25 15:45	12/16/25 19:33	1
2,4-Dimethylphenol	ND		0.395	0.0395	mg/Kg	☼	12/15/25 15:45	12/16/25 19:33	1
2,4-Dinitrophenol	ND	*+	1.18	0.0395	mg/Kg	☼	12/15/25 15:45	12/16/25 19:33	1
2,4-Dinitrotoluene	ND	*+	0.395	0.0395	mg/Kg	☼	12/15/25 15:45	12/16/25 19:33	1
2,6-Dinitrotoluene	ND	*+	0.395	0.0395	mg/Kg	☼	12/15/25 15:45	12/16/25 19:33	1
2-Chloronaphthalene	ND	*+	0.395	0.0395	mg/Kg	☼	12/15/25 15:45	12/16/25 19:33	1
2-Chlorophenol	ND		0.395	0.0395	mg/Kg	☼	12/15/25 15:45	12/16/25 19:33	1
2-Methylnaphthalene	ND		0.395	0.0395	mg/Kg	☼	12/15/25 15:45	12/16/25 19:33	1
2-Methylphenol	ND		0.395	0.0395	mg/Kg	☼	12/15/25 15:45	12/16/25 19:33	1

Eurofins Raleigh

Client Sample Results

Client: S&ME Inc
Project/Site: Lyon Park

Job ID: 752-40215-1

Client Sample ID: SED-3

Lab Sample ID: 752-40215-3

Date Collected: 12/11/25 10:30

Matrix: Solid

Date Received: 12/11/25 17:05

Percent Solids: 80.1

Method: SW846 8270E - Semivolatile Organic Compounds (GC-MS/MS) (Continued)

Analyte	Result	Qualifier	RL	MDL	Unit	D	Prepared	Analyzed	Dil Fac
2-Nitroaniline	ND	*+	0.395	0.0395	mg/Kg	☼	12/15/25 15:45	12/16/25 19:33	1
2-Nitrophenol	ND		0.395	0.0395	mg/Kg	☼	12/15/25 15:45	12/16/25 19:33	1
3 & 4 Methylphenol	ND		0.789	0.0395	mg/Kg	☼	12/15/25 15:45	12/16/25 19:33	1
3,3'-Dichlorobenzidine	ND		0.395	0.0395	mg/Kg	☼	12/15/25 15:45	12/16/25 19:33	1
3-Nitroaniline	ND		0.395	0.0395	mg/Kg	☼	12/15/25 15:45	12/16/25 19:33	1
4,6-Dinitro-2-methylphenol	ND	*+	0.395	0.0395	mg/Kg	☼	12/15/25 15:45	12/16/25 19:33	1
4-Bromophenyl phenyl ether	ND		0.395	0.0395	mg/Kg	☼	12/15/25 15:45	12/16/25 19:33	1
4-Chloro-3-methylphenol	ND		0.395	0.0395	mg/Kg	☼	12/15/25 15:45	12/16/25 19:33	1
4-Chloroaniline	ND		0.395	0.0395	mg/Kg	☼	12/15/25 15:45	12/16/25 19:33	1
4-Chlorophenyl phenyl ether	ND		0.395	0.0395	mg/Kg	☼	12/15/25 15:45	12/16/25 19:33	1
4-Nitroaniline	ND	*+	0.395	0.0395	mg/Kg	☼	12/15/25 15:45	12/16/25 19:33	1
4-Nitrophenol	ND		0.395	0.0395	mg/Kg	☼	12/15/25 15:45	12/16/25 19:33	1
Acenaphthene	ND		0.395	0.0395	mg/Kg	☼	12/15/25 15:45	12/16/25 19:33	1
Acenaphthylene	ND		0.395	0.0395	mg/Kg	☼	12/15/25 15:45	12/16/25 19:33	1
Acetophenone	ND		0.395	0.0395	mg/Kg	☼	12/15/25 15:45	12/16/25 19:33	1
Anthracene	ND		0.395	0.0395	mg/Kg	☼	12/15/25 15:45	12/16/25 19:33	1
Atrazine	ND		0.395	0.0395	mg/Kg	☼	12/15/25 15:45	12/16/25 19:33	1
Benzaldehyde	ND		0.395	0.0395	mg/Kg	☼	12/15/25 15:45	12/16/25 19:33	1
Benzo[a]anthracene	0.0784	J	0.395	0.0395	mg/Kg	☼	12/15/25 15:45	12/16/25 19:33	1
Benzo[a]pyrene	0.0829	J	0.395	0.0395	mg/Kg	☼	12/15/25 15:45	12/16/25 19:33	1
Benzo[b]fluoranthene	0.115	J	0.395	0.00167	mg/Kg	☼	12/15/25 15:45	12/16/25 19:33	1
Benzo[g,h,i]perylene	0.0555	J	0.395	0.0395	mg/Kg	☼	12/15/25 15:45	12/16/25 19:33	1
Benzo[k]fluoranthene	ND		0.395	0.0395	mg/Kg	☼	12/15/25 15:45	12/16/25 19:33	1
bis (2-chloroisopropyl) ether	ND		0.395	0.0395	mg/Kg	☼	12/15/25 15:45	12/16/25 19:33	1
Bis(2-chloroethoxy)methane	ND		0.395	0.0395	mg/Kg	☼	12/15/25 15:45	12/16/25 19:33	1
Bis(2-chloroethyl)ether	ND		0.395	0.0395	mg/Kg	☼	12/15/25 15:45	12/16/25 19:33	1
Bis(2-ethylhexyl) phthalate	ND		0.395	0.120	mg/Kg	☼	12/15/25 15:45	12/16/25 19:33	1
Butyl benzyl phthalate	ND		0.395	0.0395	mg/Kg	☼	12/15/25 15:45	12/16/25 19:33	1
Caprolactam	0.143	J*+	0.395	0.0395	mg/Kg	☼	12/15/25 15:45	12/16/25 19:33	1
Carbazole	ND		0.395	0.0395	mg/Kg	☼	12/15/25 15:45	12/16/25 19:33	1
Chrysene	0.0893	J	0.395	0.0395	mg/Kg	☼	12/15/25 15:45	12/16/25 19:33	1
Dibenz(a,h)anthracene	ND		0.395	0.0395	mg/Kg	☼	12/15/25 15:45	12/16/25 19:33	1
Dibenzofuran	ND	*+	0.395	0.0395	mg/Kg	☼	12/15/25 15:45	12/16/25 19:33	1
Diethyl phthalate	ND		0.395	0.0395	mg/Kg	☼	12/15/25 15:45	12/16/25 19:33	1
Dimethyl phthalate	ND		0.395	0.0395	mg/Kg	☼	12/15/25 15:45	12/16/25 19:33	1
Di-n-butyl phthalate	ND		1.18	0.359	mg/Kg	☼	12/15/25 15:45	12/16/25 19:33	1
Di-n-octyl phthalate	ND		0.395	0.0395	mg/Kg	☼	12/15/25 15:45	12/16/25 19:33	1
Fluoranthene	0.218	J	0.395	0.0395	mg/Kg	☼	12/15/25 15:45	12/16/25 19:33	1
Fluorene	ND		0.395	0.0395	mg/Kg	☼	12/15/25 15:45	12/16/25 19:33	1
Hexachlorobenzene	ND		0.395	0.0395	mg/Kg	☼	12/15/25 15:45	12/16/25 19:33	1
Hexachlorobutadiene	ND		0.395	0.0395	mg/Kg	☼	12/15/25 15:45	12/16/25 19:33	1
Hexachlorocyclopentadiene	ND		0.395	0.0395	mg/Kg	☼	12/15/25 15:45	12/16/25 19:33	1
Hexachloroethane	ND		0.395	0.0395	mg/Kg	☼	12/15/25 15:45	12/16/25 19:33	1
Indeno[1,2,3-cd]pyrene	0.0555	J	0.395	0.0395	mg/Kg	☼	12/15/25 15:45	12/16/25 19:33	1
Isophorone	ND		0.395	0.0395	mg/Kg	☼	12/15/25 15:45	12/16/25 19:33	1
Naphthalene	ND		0.395	0.0395	mg/Kg	☼	12/15/25 15:45	12/16/25 19:33	1
Nitrobenzene	ND		0.395	0.0395	mg/Kg	☼	12/15/25 15:45	12/16/25 19:33	1
N-Nitrosodi-n-propylamine	ND		0.395	0.0395	mg/Kg	☼	12/15/25 15:45	12/16/25 19:33	1
N-Nitrosodiphenylamine	ND	*+	0.395	0.0395	mg/Kg	☼	12/15/25 15:45	12/16/25 19:33	1

Eurofins Raleigh

Client Sample Results

Client: S&ME Inc
Project/Site: Lyon Park

Job ID: 752-40215-1

Client Sample ID: SED-3

Lab Sample ID: 752-40215-3

Date Collected: 12/11/25 10:30

Matrix: Solid

Date Received: 12/11/25 17:05

Percent Solids: 80.1

Method: SW846 8270E - Semivolatile Organic Compounds (GC-MS/MS) (Continued)

Analyte	Result	Qualifier	RL	MDL	Unit	D	Prepared	Analyzed	Dil Fac
Pentachlorophenol	ND		0.395	0.0395	mg/Kg	☼	12/15/25 15:45	12/16/25 19:33	1
Phenanthrene	0.127	J	0.395	0.0395	mg/Kg	☼	12/15/25 15:45	12/16/25 19:33	1
Phenol	ND		0.395	0.0395	mg/Kg	☼	12/15/25 15:45	12/16/25 19:33	1
Pyrene	0.175	J	0.395	0.0395	mg/Kg	☼	12/15/25 15:45	12/16/25 19:33	1
Surrogate	%Recovery	Qualifier	Limits				Prepared	Analyzed	Dil Fac
2,4,6-Tribromophenol (Surr)	95		40 - 140				12/15/25 15:45	12/16/25 19:33	1
2-Fluorobiphenyl (Surr)	112		40 - 140				12/15/25 15:45	12/16/25 19:33	1
2-Fluorophenol (Surr)	106		40 - 140				12/15/25 15:45	12/16/25 19:33	1
Nitrobenzene-d5 (Surr)	98		40 - 140				12/15/25 15:45	12/16/25 19:33	1
Phenol-d5 (Surr)	96		40 - 140				12/15/25 15:45	12/16/25 19:33	1
Terphenyl-d14 (Surr)	105		40 - 140				12/15/25 15:45	12/16/25 19:33	1

Method: SW846 9056A - Anions, Ion Chromatography - Soluble

Analyte	Result	Qualifier	RL	MDL	Unit	D	Prepared	Analyzed	Dil Fac
Nitrate as N	ND		3.07	0.889	mg/Kg	☼		12/20/25 17:56	1
Sulfate	18.5		12.3	12.0	mg/Kg	☼		12/20/25 17:56	1

Method: SW846 6020B - Metals (ICP/MS)

Analyte	Result	Qualifier	RL	MDL	Unit	D	Prepared	Analyzed	Dil Fac
Antimony	ND		0.859	0.196	mg/Kg	☼	12/16/25 06:55	12/17/25 02:24	5
Arsenic	2.55	B	0.515	0.0459	mg/Kg	☼	12/16/25 06:55	12/17/25 02:24	5
Barium	38.9		2.15	0.0122	mg/Kg	☼	12/16/25 06:55	12/17/25 02:24	5
Beryllium	0.235	J	0.429	0.0301	mg/Kg	☼	12/16/25 06:55	12/17/25 02:24	5
Cadmium	0.0908	J	0.429	0.0140	mg/Kg	☼	12/16/25 06:55	12/17/25 02:24	5
Chromium	12.7		0.859	0.177	mg/Kg	☼	12/16/25 06:55	12/17/25 02:24	5
Cobalt	6.10		0.644	0.0243	mg/Kg	☼	12/16/25 06:55	12/17/25 02:24	5
Copper	18.2		0.429	0.0447	mg/Kg	☼	12/16/25 06:55	12/17/25 02:24	5
Lead	93.4		0.429	0.0507	mg/Kg	☼	12/16/25 06:55	12/17/25 02:24	5
Manganese	159		0.859	0.0528	mg/Kg	☼	12/16/25 06:55	12/17/25 02:24	5
Nickel	21.2		0.859	0.0225	mg/Kg	☼	12/16/25 06:55	12/17/25 02:24	5
Selenium	ND		2.15	0.152	mg/Kg	☼	12/16/25 06:55	12/17/25 02:24	5
Silver	0.0191	J	0.215	0.00249	mg/Kg	☼	12/16/25 06:55	12/17/25 02:24	5
Thallium	ND		0.601	0.0362	mg/Kg	☼	12/16/25 06:55	12/17/25 02:24	5
Vanadium	20.4	B	0.859	0.108	mg/Kg	☼	12/16/25 06:55	12/17/25 02:24	5
Zinc	74.3		2.15	1.78	mg/Kg	☼	12/16/25 06:55	12/17/25 02:24	5

Method: SW846 7471B - Mercury (CVAA)

Analyte	Result	Qualifier	RL	MDL	Unit	D	Prepared	Analyzed	Dil Fac
Mercury	ND		0.114	0.0167	mg/Kg	☼	12/17/25 12:55	12/18/25 15:18	1

General Chemistry

Analyte	Result	Qualifier	RL	MDL	Unit	D	Prepared	Analyzed	Dil Fac
Cr (VI) (SW846 7199)	ND		1.21	0.121	mg/Kg	☼	12/18/25 09:22	12/19/25 22:36	1

General Chemistry - Soluble

Analyte	Result	Qualifier	RL	MDL	Unit	D	Prepared	Analyzed	Dil Fac
Ammonia (as N) (EPA 350.1)	ND		1.23	0.394	mg/Kg	☼		12/23/25 10:58	1

Client Sample Results

Client: S&ME Inc
Project/Site: Lyon Park

Job ID: 752-40215-1

Client Sample ID: SED-4

Lab Sample ID: 752-40215-4

Date Collected: 12/11/25 10:05

Matrix: Solid

Date Received: 12/11/25 17:05

Percent Solids: 76.2

Method: SW846 8260D - Volatile Organic Compounds by GC/MS

Analyte	Result	Qualifier	RL	MDL	Unit	D	Prepared	Analyzed	Dil Fac
Acetone	ND		0.199	0.0440	mg/Kg	☼	12/16/25 19:12	12/22/25 01:29	1
Benzene	ND		0.00995	0.00151	mg/Kg	☼	12/16/25 19:12	12/22/25 01:29	1
Bromobenzene	ND		0.00995	0.00188	mg/Kg	☼	12/16/25 19:12	12/22/25 01:29	1
Bromoform	ND		0.00995	0.00422	mg/Kg	☼	12/16/25 19:12	12/22/25 01:29	1
Bromomethane	0.0194	*+	0.00995	0.00392	mg/Kg	☼	12/16/25 19:12	12/22/25 01:29	1
2-Butanone (MEK)	ND		0.0995	0.0111	mg/Kg	☼	12/16/25 19:12	12/22/25 01:29	1
Carbon disulfide	0.00609	J	0.0199	0.00510	mg/Kg	☼	12/16/25 19:12	12/22/25 01:29	1
Carbon tetrachloride	ND		0.00995	0.00189	mg/Kg	☼	12/16/25 19:12	12/22/25 01:29	1
Chlorobenzene	ND		0.00995	0.00167	mg/Kg	☼	12/16/25 19:12	12/22/25 01:29	1
Chlorobromomethane	ND		0.00995	0.00239	mg/Kg	☼	12/16/25 19:12	12/22/25 01:29	1
Chlorodibromomethane	ND		0.00995	0.00158	mg/Kg	☼	12/16/25 19:12	12/22/25 01:29	1
Chloroethane	ND	*+	0.0199	0.00376	mg/Kg	☼	12/16/25 19:12	12/22/25 01:29	1
Chloroform	ND		0.00995	0.00193	mg/Kg	☼	12/16/25 19:12	12/22/25 01:29	1
Chloromethane	ND		0.0199	0.00295	mg/Kg	☼	12/16/25 19:12	12/22/25 01:29	1
2-Chlorotoluene	ND		0.00995	0.00215	mg/Kg	☼	12/16/25 19:12	12/22/25 01:29	1
4-Chlorotoluene	ND		0.00995	0.00217	mg/Kg	☼	12/16/25 19:12	12/22/25 01:29	1
cis-1,2-Dichloroethene	ND		0.00995	0.00239	mg/Kg	☼	12/16/25 19:12	12/22/25 01:29	1
cis-1,3-Dichloropropene	ND		0.00995	0.00233	mg/Kg	☼	12/16/25 19:12	12/22/25 01:29	1
1,2-Dibromo-3-Chloropropane	ND		0.00995	0.00410	mg/Kg	☼	12/16/25 19:12	12/22/25 01:29	1
Dibromomethane	ND		0.00995	0.00201	mg/Kg	☼	12/16/25 19:12	12/22/25 01:29	1
1,2-Dichlorobenzene	ND		0.00995	0.00215	mg/Kg	☼	12/16/25 19:12	12/22/25 01:29	1
1,3-Dichlorobenzene	ND		0.00995	0.00158	mg/Kg	☼	12/16/25 19:12	12/22/25 01:29	1
1,4-Dichlorobenzene	ND		0.00995	0.00231	mg/Kg	☼	12/16/25 19:12	12/22/25 01:29	1
Dichlorobromomethane	ND		0.00995	0.00187	mg/Kg	☼	12/16/25 19:12	12/22/25 01:29	1
1,1-Dichloroethane	ND		0.00995	0.00180	mg/Kg	☼	12/16/25 19:12	12/22/25 01:29	1
1,2-Dichloroethane	ND		0.00995	0.00241	mg/Kg	☼	12/16/25 19:12	12/22/25 01:29	1
1,1-Dichloroethene	ND	*+	0.00995	0.00237	mg/Kg	☼	12/16/25 19:12	12/22/25 01:29	1
1,2-Dichloropropane	ND		0.00995	0.00136	mg/Kg	☼	12/16/25 19:12	12/22/25 01:29	1
1,3-Dichloropropane	ND		0.00995	0.00229	mg/Kg	☼	12/16/25 19:12	12/22/25 01:29	1
2,2-Dichloropropane	ND		0.00995	0.00231	mg/Kg	☼	12/16/25 19:12	12/22/25 01:29	1
1,1-Dichloropropene	ND		0.00995	0.00203	mg/Kg	☼	12/16/25 19:12	12/22/25 01:29	1
Ethyl acetate	ND		0.0995	0.0995	mg/Kg	☼	12/16/25 19:12	12/22/25 01:29	1
Ethylbenzene	ND		0.00995	0.00213	mg/Kg	☼	12/16/25 19:12	12/22/25 01:29	1
Ethylene Dibromide	ND		0.00995	0.00174	mg/Kg	☼	12/16/25 19:12	12/22/25 01:29	1
Hexachlorobutadiene	ND		0.00995	0.00319	mg/Kg	☼	12/16/25 19:12	12/22/25 01:29	1
Hexane	ND		0.0199	0.0199	mg/Kg	☼	12/16/25 19:12	12/22/25 01:29	1
2-Hexanone	ND	*-	0.0199	0.0147	mg/Kg	☼	12/16/25 19:12	12/22/25 01:29	1
Iodomethane	0.0118	J	0.0199	0.00380	mg/Kg	☼	12/16/25 19:12	12/22/25 01:29	1
Isopropylbenzene	ND		0.00995	0.00293	mg/Kg	☼	12/16/25 19:12	12/22/25 01:29	1
Isopropyl ether	ND		0.0199	0.0199	mg/Kg	☼	12/16/25 19:12	12/22/25 01:29	1
4-Isopropyltoluene	ND		0.00995	0.00677	mg/Kg	☼	12/16/25 19:12	12/22/25 01:29	1
Methylene Chloride	ND		0.0398	0.0112	mg/Kg	☼	12/16/25 19:12	12/22/25 01:29	1
4-Methyl-2-pentanone (MIBK)	ND		0.0199	0.00649	mg/Kg	☼	12/16/25 19:12	12/22/25 01:29	1
Methyl tert-butyl ether	ND	*+	0.00995	0.00348	mg/Kg	☼	12/16/25 19:12	12/22/25 01:29	1
m-Xylene & p-Xylene	ND		0.0199	0.00432	mg/Kg	☼	12/16/25 19:12	12/22/25 01:29	1
Naphthalene	ND		0.00995	0.00766	mg/Kg	☼	12/16/25 19:12	12/22/25 01:29	1
n-Butylbenzene	ND		0.00995	0.00350	mg/Kg	☼	12/16/25 19:12	12/22/25 01:29	1
n-Heptane	ND		0.0199	0.0199	mg/Kg	☼	12/16/25 19:12	12/22/25 01:29	1
N-Propylbenzene	ND		0.00995	0.00207	mg/Kg	☼	12/16/25 19:12	12/22/25 01:29	1

Client Sample Results

Client: S&ME Inc
Project/Site: Lyon Park

Job ID: 752-40215-1

Client Sample ID: SED-4

Lab Sample ID: 752-40215-4

Date Collected: 12/11/25 10:05

Matrix: Solid

Date Received: 12/11/25 17:05

Percent Solids: 76.2

Method: SW846 8260D - Volatile Organic Compounds by GC/MS (Continued)

Analyte	Result	Qualifier	RL	MDL	Unit	D	Prepared	Analyzed	Dil Fac
o-Xylene	ND		0.00995	0.00263	mg/Kg	☼	12/16/25 19:12	12/22/25 01:29	1
sec-Butylbenzene	ND		0.00995	0.00227	mg/Kg	☼	12/16/25 19:12	12/22/25 01:29	1
Styrene	ND		0.00995	0.00506	mg/Kg	☼	12/16/25 19:12	12/22/25 01:29	1
tert-Butylbenzene	ND		0.00995	0.00237	mg/Kg	☼	12/16/25 19:12	12/22/25 01:29	1
1,1,1,2-Tetrachloroethane	ND		0.00995	0.00197	mg/Kg	☼	12/16/25 19:12	12/22/25 01:29	1
1,1,2,2-Tetrachloroethane	ND		0.00995	0.00259	mg/Kg	☼	12/16/25 19:12	12/22/25 01:29	1
Tetrachloroethene	ND		0.00995	0.00162	mg/Kg	☼	12/16/25 19:12	12/22/25 01:29	1
Toluene	ND		0.00995	0.00195	mg/Kg	☼	12/16/25 19:12	12/22/25 01:29	1
trans-1,4-Dichloro-2-butene	ND		0.0199	0.0100	mg/Kg	☼	12/16/25 19:12	12/22/25 01:29	1
trans-1,2-Dichloroethene	ND		0.00995	0.00241	mg/Kg	☼	12/16/25 19:12	12/22/25 01:29	1
trans-1,3-Dichloropropene	ND		0.00995	0.00205	mg/Kg	☼	12/16/25 19:12	12/22/25 01:29	1
1,2,3-Trichlorobenzene	ND		0.00995	0.00520	mg/Kg	☼	12/16/25 19:12	12/22/25 01:29	1
1,2,4-Trichlorobenzene	ND		0.00995	0.00400	mg/Kg	☼	12/16/25 19:12	12/22/25 01:29	1
1,1,1-Trichloroethane	ND		0.00995	0.00287	mg/Kg	☼	12/16/25 19:12	12/22/25 01:29	1
1,1,2-Trichloroethane	ND		0.00995	0.00179	mg/Kg	☼	12/16/25 19:12	12/22/25 01:29	1
Trichloroethene	ND		0.00995	0.00138	mg/Kg	☼	12/16/25 19:12	12/22/25 01:29	1
Trichlorofluoromethane	ND	*+	0.00995	0.00376	mg/Kg	☼	12/16/25 19:12	12/22/25 01:29	1
1,2,3-Trichloropropane	ND		0.00995	0.00267	mg/Kg	☼	12/16/25 19:12	12/22/25 01:29	1
1,1,2-Trichloro-1,2,2-trifluoroethane	ND	*+	0.0199	0.00198	mg/Kg	☼	12/16/25 19:12	12/22/25 01:29	1
1,2,4-Trimethylbenzene	ND		0.00995	0.00233	mg/Kg	☼	12/16/25 19:12	12/22/25 01:29	1
1,3,5-Trimethylbenzene	ND		0.00995	0.00247	mg/Kg	☼	12/16/25 19:12	12/22/25 01:29	1
Vinyl acetate	ND		0.0199	0.00661	mg/Kg	☼	12/16/25 19:12	12/22/25 01:29	1
Vinyl chloride	ND		0.0199	0.00328	mg/Kg	☼	12/16/25 19:12	12/22/25 01:29	1
Xylenes, Total	ND		0.00995	0.00263	mg/Kg	☼	12/16/25 19:12	12/22/25 01:29	1

Surrogate	%Recovery	Qualifier	Limits	Prepared	Analyzed	Dil Fac
4-Bromofluorobenzene	111		67 - 127	12/16/25 19:12	12/22/25 01:29	1
Dibromofluoromethane	120	S1+	80 - 119	12/16/25 19:12	12/22/25 01:29	1
Toluene-d8 (Surr)	100		71 - 129	12/16/25 19:12	12/22/25 01:29	1

Method: SW846 8270E SIM ID - Semivolatile Organic Compounds (GC/MS SIM / Isotope Dilution)

Analyte	Result	Qualifier	RL	MDL	Unit	D	Prepared	Analyzed	Dil Fac
1,4-Dioxane	ND		0.00312	0.00312	mg/Kg	☼	12/16/25 12:35	12/19/25 23:07	2

Isotope Dilution	%Recovery	Qualifier	Limits	Prepared	Analyzed	Dil Fac
1,4-Dioxane-d8	59		10 - 150	12/16/25 12:35	12/19/25 23:07	2

Method: SW846 8270E - Semivolatile Organic Compounds (GC-MS/MS)

Analyte	Result	Qualifier	RL	MDL	Unit	D	Prepared	Analyzed	Dil Fac
1,1'-Biphenyl	ND	*+	0.415	0.0121	mg/Kg	☼	12/15/25 15:45	12/16/25 20:04	1
2,4,5-Trichlorophenol	ND		0.415	0.0415	mg/Kg	☼	12/15/25 15:45	12/16/25 20:04	1
2,4,6-Trichlorophenol	ND	*+	0.415	0.0415	mg/Kg	☼	12/15/25 15:45	12/16/25 20:04	1
2,4-Dichlorophenol	ND		0.415	0.0415	mg/Kg	☼	12/15/25 15:45	12/16/25 20:04	1
2,4-Dimethylphenol	ND		0.415	0.0415	mg/Kg	☼	12/15/25 15:45	12/16/25 20:04	1
2,4-Dinitrophenol	ND	*+	1.24	0.0415	mg/Kg	☼	12/15/25 15:45	12/16/25 20:04	1
2,4-Dinitrotoluene	ND	*+	0.415	0.0415	mg/Kg	☼	12/15/25 15:45	12/16/25 20:04	1
2,6-Dinitrotoluene	ND	*+	0.415	0.0415	mg/Kg	☼	12/15/25 15:45	12/16/25 20:04	1
2-Chloronaphthalene	ND	*+	0.415	0.0415	mg/Kg	☼	12/15/25 15:45	12/16/25 20:04	1
2-Chlorophenol	ND		0.415	0.0415	mg/Kg	☼	12/15/25 15:45	12/16/25 20:04	1
2-Methylnaphthalene	ND		0.415	0.0415	mg/Kg	☼	12/15/25 15:45	12/16/25 20:04	1
2-Methylphenol	ND		0.415	0.0415	mg/Kg	☼	12/15/25 15:45	12/16/25 20:04	1

Eurofins Raleigh

Client Sample Results

Client: S&ME Inc
Project/Site: Lyon Park

Job ID: 752-40215-1

Client Sample ID: SED-4

Lab Sample ID: 752-40215-4

Date Collected: 12/11/25 10:05

Matrix: Solid

Date Received: 12/11/25 17:05

Percent Solids: 76.2

Method: SW846 8270E - Semivolatile Organic Compounds (GC-MS/MS) (Continued)

Analyte	Result	Qualifier	RL	MDL	Unit	D	Prepared	Analyzed	Dil Fac
2-Nitroaniline	ND	*+	0.415	0.0415	mg/Kg	☼	12/15/25 15:45	12/16/25 20:04	1
2-Nitrophenol	ND		0.415	0.0415	mg/Kg	☼	12/15/25 15:45	12/16/25 20:04	1
3 & 4 Methylphenol	ND		0.830	0.0415	mg/Kg	☼	12/15/25 15:45	12/16/25 20:04	1
3,3'-Dichlorobenzidine	ND		0.415	0.0415	mg/Kg	☼	12/15/25 15:45	12/16/25 20:04	1
3-Nitroaniline	ND		0.415	0.0415	mg/Kg	☼	12/15/25 15:45	12/16/25 20:04	1
4,6-Dinitro-2-methylphenol	ND	*+	0.415	0.0415	mg/Kg	☼	12/15/25 15:45	12/16/25 20:04	1
4-Bromophenyl phenyl ether	ND		0.415	0.0415	mg/Kg	☼	12/15/25 15:45	12/16/25 20:04	1
4-Chloro-3-methylphenol	ND		0.415	0.0415	mg/Kg	☼	12/15/25 15:45	12/16/25 20:04	1
4-Chloroaniline	ND		0.415	0.0415	mg/Kg	☼	12/15/25 15:45	12/16/25 20:04	1
4-Chlorophenyl phenyl ether	ND		0.415	0.0415	mg/Kg	☼	12/15/25 15:45	12/16/25 20:04	1
4-Nitroaniline	ND	*+	0.415	0.0415	mg/Kg	☼	12/15/25 15:45	12/16/25 20:04	1
4-Nitrophenol	ND		0.415	0.0415	mg/Kg	☼	12/15/25 15:45	12/16/25 20:04	1
Acenaphthene	ND		0.415	0.0415	mg/Kg	☼	12/15/25 15:45	12/16/25 20:04	1
Acenaphthylene	ND		0.415	0.0415	mg/Kg	☼	12/15/25 15:45	12/16/25 20:04	1
Acetophenone	ND		0.415	0.0415	mg/Kg	☼	12/15/25 15:45	12/16/25 20:04	1
Anthracene	0.312	J	0.415	0.0415	mg/Kg	☼	12/15/25 15:45	12/16/25 20:04	1
Atrazine	ND		0.415	0.0415	mg/Kg	☼	12/15/25 15:45	12/16/25 20:04	1
Benzaldehyde	ND		0.415	0.0415	mg/Kg	☼	12/15/25 15:45	12/16/25 20:04	1
Benzo[a]anthracene	0.894		0.415	0.0415	mg/Kg	☼	12/15/25 15:45	12/16/25 20:04	1
Benzo[a]pyrene	0.700		0.415	0.0415	mg/Kg	☼	12/15/25 15:45	12/16/25 20:04	1
Benzo[b]fluoranthene	0.965		0.415	0.00176	mg/Kg	☼	12/15/25 15:45	12/16/25 20:04	1
Benzo[g,h,i]perylene	0.429		0.415	0.0415	mg/Kg	☼	12/15/25 15:45	12/16/25 20:04	1
Benzo[k]fluoranthene	0.371	J	0.415	0.0415	mg/Kg	☼	12/15/25 15:45	12/16/25 20:04	1
bis (2-chloroisopropyl) ether	ND		0.415	0.0415	mg/Kg	☼	12/15/25 15:45	12/16/25 20:04	1
Bis(2-chloroethoxy)methane	ND		0.415	0.0415	mg/Kg	☼	12/15/25 15:45	12/16/25 20:04	1
Bis(2-chloroethyl)ether	ND		0.415	0.0415	mg/Kg	☼	12/15/25 15:45	12/16/25 20:04	1
Bis(2-ethylhexyl) phthalate	ND		0.415	0.126	mg/Kg	☼	12/15/25 15:45	12/16/25 20:04	1
Butyl benzyl phthalate	ND		0.415	0.0415	mg/Kg	☼	12/15/25 15:45	12/16/25 20:04	1
Caprolactam	0.134	J*+	0.415	0.0415	mg/Kg	☼	12/15/25 15:45	12/16/25 20:04	1
Carbazole	0.102	J	0.415	0.0415	mg/Kg	☼	12/15/25 15:45	12/16/25 20:04	1
Chrysene	0.835		0.415	0.0415	mg/Kg	☼	12/15/25 15:45	12/16/25 20:04	1
Dibenz(a,h)anthracene	0.107	J	0.415	0.0415	mg/Kg	☼	12/15/25 15:45	12/16/25 20:04	1
Dibenzofuran	ND	*+	0.415	0.0415	mg/Kg	☼	12/15/25 15:45	12/16/25 20:04	1
Diethyl phthalate	ND		0.415	0.0415	mg/Kg	☼	12/15/25 15:45	12/16/25 20:04	1
Dimethyl phthalate	ND		0.415	0.0415	mg/Kg	☼	12/15/25 15:45	12/16/25 20:04	1
Di-n-butyl phthalate	ND		1.24	0.377	mg/Kg	☼	12/15/25 15:45	12/16/25 20:04	1
Di-n-octyl phthalate	ND		0.415	0.0415	mg/Kg	☼	12/15/25 15:45	12/16/25 20:04	1
Fluoranthene	2.62		0.415	0.0415	mg/Kg	☼	12/15/25 15:45	12/16/25 20:04	1
Fluorene	0.0740	J	0.415	0.0415	mg/Kg	☼	12/15/25 15:45	12/16/25 20:04	1
Hexachlorobenzene	ND		0.415	0.0415	mg/Kg	☼	12/15/25 15:45	12/16/25 20:04	1
Hexachlorobutadiene	ND		0.415	0.0415	mg/Kg	☼	12/15/25 15:45	12/16/25 20:04	1
Hexachlorocyclopentadiene	ND		0.415	0.0415	mg/Kg	☼	12/15/25 15:45	12/16/25 20:04	1
Hexachloroethane	ND		0.415	0.0415	mg/Kg	☼	12/15/25 15:45	12/16/25 20:04	1
Indeno[1,2,3-cd]pyrene	0.449		0.415	0.0415	mg/Kg	☼	12/15/25 15:45	12/16/25 20:04	1
Isophorone	ND		0.415	0.0415	mg/Kg	☼	12/15/25 15:45	12/16/25 20:04	1
Naphthalene	ND		0.415	0.0415	mg/Kg	☼	12/15/25 15:45	12/16/25 20:04	1
Nitrobenzene	ND		0.415	0.0415	mg/Kg	☼	12/15/25 15:45	12/16/25 20:04	1
N-Nitrosodi-n-propylamine	ND		0.415	0.0415	mg/Kg	☼	12/15/25 15:45	12/16/25 20:04	1
N-Nitrosodiphenylamine	ND	*+	0.415	0.0415	mg/Kg	☼	12/15/25 15:45	12/16/25 20:04	1

Eurofins Raleigh

Client Sample Results

Client: S&ME Inc
Project/Site: Lyon Park

Job ID: 752-40215-1

Client Sample ID: SED-4

Lab Sample ID: 752-40215-4

Date Collected: 12/11/25 10:05

Matrix: Solid

Date Received: 12/11/25 17:05

Percent Solids: 76.2

Method: SW846 8270E - Semivolatile Organic Compounds (GC-MS/MS) (Continued)

Analyte	Result	Qualifier	RL	MDL	Unit	D	Prepared	Analyzed	Dil Fac
Pentachlorophenol	ND		0.415	0.0415	mg/Kg	☼	12/15/25 15:45	12/16/25 20:04	1
Phenanthrene	1.50		0.415	0.0415	mg/Kg	☼	12/15/25 15:45	12/16/25 20:04	1
Phenol	ND		0.415	0.0415	mg/Kg	☼	12/15/25 15:45	12/16/25 20:04	1
Pyrene	1.87		0.415	0.0415	mg/Kg	☼	12/15/25 15:45	12/16/25 20:04	1
Surrogate	%Recovery	Qualifier	Limits				Prepared	Analyzed	Dil Fac
2,4,6-Tribromophenol (Surr)	84		40 - 140				12/15/25 15:45	12/16/25 20:04	1
2-Fluorobiphenyl (Surr)	95		40 - 140				12/15/25 15:45	12/16/25 20:04	1
2-Fluorophenol (Surr)	104		40 - 140				12/15/25 15:45	12/16/25 20:04	1
Nitrobenzene-d5 (Surr)	98		40 - 140				12/15/25 15:45	12/16/25 20:04	1
Phenol-d5 (Surr)	95		40 - 140				12/15/25 15:45	12/16/25 20:04	1
Terphenyl-d14 (Surr)	100		40 - 140				12/15/25 15:45	12/16/25 20:04	1

Method: SW846 9056A - Anions, Ion Chromatography - Soluble

Analyte	Result	Qualifier	RL	MDL	Unit	D	Prepared	Analyzed	Dil Fac
Nitrate as N	ND		3.25	0.944	mg/Kg	☼		12/20/25 18:08	1
Sulfate	13.1		13.0	12.8	mg/Kg	☼		12/20/25 18:08	1

Method: SW846 6020B - Metals (ICP/MS)

Analyte	Result	Qualifier	RL	MDL	Unit	D	Prepared	Analyzed	Dil Fac
Antimony	ND		0.878	0.201	mg/Kg	☼	12/16/25 06:55	12/17/25 02:26	5
Arsenic	0.601	B	0.527	0.0470	mg/Kg	☼	12/16/25 06:55	12/17/25 02:26	5
Barium	16.5		2.19	0.0124	mg/Kg	☼	12/16/25 06:55	12/17/25 02:26	5
Beryllium	0.0685	J	0.439	0.0308	mg/Kg	☼	12/16/25 06:55	12/17/25 02:26	5
Cadmium	0.0224	J	0.439	0.0143	mg/Kg	☼	12/16/25 06:55	12/17/25 02:26	5
Chromium	3.46		0.878	0.181	mg/Kg	☼	12/16/25 06:55	12/17/25 02:26	5
Cobalt	2.36		0.658	0.0248	mg/Kg	☼	12/16/25 06:55	12/17/25 02:26	5
Copper	7.04		0.439	0.0456	mg/Kg	☼	12/16/25 06:55	12/17/25 02:26	5
Lead	15.0		0.439	0.0518	mg/Kg	☼	12/16/25 06:55	12/17/25 02:26	5
Manganese	61.7		0.878	0.0540	mg/Kg	☼	12/16/25 06:55	12/17/25 02:26	5
Nickel	7.59		0.878	0.0229	mg/Kg	☼	12/16/25 06:55	12/17/25 02:26	5
Selenium	ND		2.19	0.156	mg/Kg	☼	12/16/25 06:55	12/17/25 02:26	5
Silver	0.00965	J	0.219	0.00254	mg/Kg	☼	12/16/25 06:55	12/17/25 02:26	5
Thallium	ND		0.614	0.0370	mg/Kg	☼	12/16/25 06:55	12/17/25 02:26	5
Vanadium	5.96	B	0.878	0.110	mg/Kg	☼	12/16/25 06:55	12/17/25 02:26	5
Zinc	31.6		2.19	1.82	mg/Kg	☼	12/16/25 06:55	12/17/25 02:26	5

Method: SW846 7471B - Mercury (CVAA)

Analyte	Result	Qualifier	RL	MDL	Unit	D	Prepared	Analyzed	Dil Fac
Mercury	0.0628	J B	0.122	0.0177	mg/Kg	☼	12/17/25 12:55	12/18/25 15:21	1

General Chemistry

Analyte	Result	Qualifier	RL	MDL	Unit	D	Prepared	Analyzed	Dil Fac
Cr (VI) (SW846 7199)	ND		1.21	0.121	mg/Kg	☼	12/18/25 09:22	12/19/25 22:48	1

General Chemistry - Soluble

Analyte	Result	Qualifier	RL	MDL	Unit	D	Prepared	Analyzed	Dil Fac
Ammonia (as N) (EPA 350.1)	ND		1.30	0.416	mg/Kg	☼		12/23/25 11:01	1

Client Sample Results

Client: S&ME Inc
Project/Site: Lyon Park

Job ID: 752-40215-1

Client Sample ID: SED-5

Lab Sample ID: 752-40215-5

Date Collected: 12/11/25 09:40

Matrix: Solid

Date Received: 12/11/25 17:05

Percent Solids: 71.0

Method: SW846 8260D - Volatile Organic Compounds by GC/MS

Analyte	Result	Qualifier	RL	MDL	Unit	D	Prepared	Analyzed	Dil Fac
Acetone	0.0479	J	0.121	0.0267	mg/Kg	☼	12/16/25 19:12	12/22/25 01:50	1
Benzene	ND		0.00605	0.000915	mg/Kg	☼	12/16/25 19:12	12/22/25 01:50	1
Bromobenzene	ND		0.00605	0.00114	mg/Kg	☼	12/16/25 19:12	12/22/25 01:50	1
Bromoform	ND		0.00605	0.00257	mg/Kg	☼	12/16/25 19:12	12/22/25 01:50	1
Bromomethane	ND	*+	0.00605	0.00238	mg/Kg	☼	12/16/25 19:12	12/22/25 01:50	1
2-Butanone (MEK)	ND		0.0605	0.00673	mg/Kg	☼	12/16/25 19:12	12/22/25 01:50	1
Carbon disulfide	ND		0.0121	0.00310	mg/Kg	☼	12/16/25 19:12	12/22/25 01:50	1
Carbon tetrachloride	ND		0.00605	0.00115	mg/Kg	☼	12/16/25 19:12	12/22/25 01:50	1
Chlorobenzene	ND		0.00605	0.00102	mg/Kg	☼	12/16/25 19:12	12/22/25 01:50	1
Chlorobromomethane	ND		0.00605	0.00145	mg/Kg	☼	12/16/25 19:12	12/22/25 01:50	1
Chlorodibromomethane	ND		0.00605	0.000962	mg/Kg	☼	12/16/25 19:12	12/22/25 01:50	1
Chloroethane	ND	*+	0.0121	0.00229	mg/Kg	☼	12/16/25 19:12	12/22/25 01:50	1
Chloroform	ND		0.00605	0.00117	mg/Kg	☼	12/16/25 19:12	12/22/25 01:50	1
Chloromethane	ND		0.0121	0.00179	mg/Kg	☼	12/16/25 19:12	12/22/25 01:50	1
2-Chlorotoluene	ND		0.00605	0.00131	mg/Kg	☼	12/16/25 19:12	12/22/25 01:50	1
4-Chlorotoluene	ND		0.00605	0.00132	mg/Kg	☼	12/16/25 19:12	12/22/25 01:50	1
cis-1,2-Dichloroethene	ND		0.00605	0.00145	mg/Kg	☼	12/16/25 19:12	12/22/25 01:50	1
cis-1,3-Dichloropropene	ND		0.00605	0.00142	mg/Kg	☼	12/16/25 19:12	12/22/25 01:50	1
1,2-Dibromo-3-Chloropropane	ND		0.00605	0.00249	mg/Kg	☼	12/16/25 19:12	12/22/25 01:50	1
Dibromomethane	ND		0.00605	0.00122	mg/Kg	☼	12/16/25 19:12	12/22/25 01:50	1
1,2-Dichlorobenzene	ND		0.00605	0.00131	mg/Kg	☼	12/16/25 19:12	12/22/25 01:50	1
1,3-Dichlorobenzene	ND		0.00605	0.000963	mg/Kg	☼	12/16/25 19:12	12/22/25 01:50	1
1,4-Dichlorobenzene	ND		0.00605	0.00140	mg/Kg	☼	12/16/25 19:12	12/22/25 01:50	1
Dichlorobromomethane	ND		0.00605	0.00114	mg/Kg	☼	12/16/25 19:12	12/22/25 01:50	1
1,1-Dichloroethane	ND		0.00605	0.00110	mg/Kg	☼	12/16/25 19:12	12/22/25 01:50	1
1,2-Dichloroethane	ND		0.00605	0.00146	mg/Kg	☼	12/16/25 19:12	12/22/25 01:50	1
1,1-Dichloroethene	ND	*+	0.00605	0.00144	mg/Kg	☼	12/16/25 19:12	12/22/25 01:50	1
1,2-Dichloropropane	ND		0.00605	0.000829	mg/Kg	☼	12/16/25 19:12	12/22/25 01:50	1
1,3-Dichloropropane	ND		0.00605	0.00139	mg/Kg	☼	12/16/25 19:12	12/22/25 01:50	1
2,2-Dichloropropane	ND		0.00605	0.00140	mg/Kg	☼	12/16/25 19:12	12/22/25 01:50	1
1,1-Dichloropropene	ND		0.00605	0.00123	mg/Kg	☼	12/16/25 19:12	12/22/25 01:50	1
Ethyl acetate	ND		0.0605	0.0605	mg/Kg	☼	12/16/25 19:12	12/22/25 01:50	1
Ethylbenzene	ND		0.00605	0.00129	mg/Kg	☼	12/16/25 19:12	12/22/25 01:50	1
Ethylene Dibromide	ND		0.00605	0.00106	mg/Kg	☼	12/16/25 19:12	12/22/25 01:50	1
Hexachlorobutadiene	ND		0.00605	0.00194	mg/Kg	☼	12/16/25 19:12	12/22/25 01:50	1
Hexane	ND		0.0121	0.0121	mg/Kg	☼	12/16/25 19:12	12/22/25 01:50	1
2-Hexanone	ND	*-	0.0121	0.00892	mg/Kg	☼	12/16/25 19:12	12/22/25 01:50	1
Iodomethane	ND		0.0121	0.00231	mg/Kg	☼	12/16/25 19:12	12/22/25 01:50	1
Isopropylbenzene	ND		0.00605	0.00178	mg/Kg	☼	12/16/25 19:12	12/22/25 01:50	1
Isopropyl ether	ND		0.0121	0.0121	mg/Kg	☼	12/16/25 19:12	12/22/25 01:50	1
4-Isopropyltoluene	ND		0.00605	0.00411	mg/Kg	☼	12/16/25 19:12	12/22/25 01:50	1
Methylene Chloride	ND		0.0242	0.00680	mg/Kg	☼	12/16/25 19:12	12/22/25 01:50	1
4-Methyl-2-pentanone (MIBK)	ND		0.0121	0.00395	mg/Kg	☼	12/16/25 19:12	12/22/25 01:50	1
Methyl tert-butyl ether	ND	*+	0.00605	0.00212	mg/Kg	☼	12/16/25 19:12	12/22/25 01:50	1
m-Xylene & p-Xylene	ND		0.0121	0.00263	mg/Kg	☼	12/16/25 19:12	12/22/25 01:50	1
Naphthalene	ND		0.00605	0.00466	mg/Kg	☼	12/16/25 19:12	12/22/25 01:50	1
n-Butylbenzene	ND		0.00605	0.00213	mg/Kg	☼	12/16/25 19:12	12/22/25 01:50	1
n-Heptane	ND		0.0121	0.0121	mg/Kg	☼	12/16/25 19:12	12/22/25 01:50	1
N-Propylbenzene	ND		0.00605	0.00126	mg/Kg	☼	12/16/25 19:12	12/22/25 01:50	1

Eurofins Raleigh

Client Sample Results

Client: S&ME Inc
Project/Site: Lyon Park

Job ID: 752-40215-1

Client Sample ID: SED-5

Lab Sample ID: 752-40215-5

Date Collected: 12/11/25 09:40

Matrix: Solid

Date Received: 12/11/25 17:05

Percent Solids: 71.0

Method: SW846 8260D - Volatile Organic Compounds by GC/MS (Continued)

Analyte	Result	Qualifier	RL	MDL	Unit	D	Prepared	Analyzed	Dil Fac
o-Xylene	ND		0.00605	0.00160	mg/Kg	☼	12/16/25 19:12	12/22/25 01:50	1
sec-Butylbenzene	ND		0.00605	0.00138	mg/Kg	☼	12/16/25 19:12	12/22/25 01:50	1
Styrene	ND		0.00605	0.00307	mg/Kg	☼	12/16/25 19:12	12/22/25 01:50	1
tert-Butylbenzene	ND		0.00605	0.00144	mg/Kg	☼	12/16/25 19:12	12/22/25 01:50	1
1,1,1,2-Tetrachloroethane	ND		0.00605	0.00120	mg/Kg	☼	12/16/25 19:12	12/22/25 01:50	1
1,1,2,2-Tetrachloroethane	ND		0.00605	0.00157	mg/Kg	☼	12/16/25 19:12	12/22/25 01:50	1
Tetrachloroethene	ND		0.00605	0.000985	mg/Kg	☼	12/16/25 19:12	12/22/25 01:50	1
Toluene	ND		0.00605	0.00119	mg/Kg	☼	12/16/25 19:12	12/22/25 01:50	1
trans-1,4-Dichloro-2-butene	ND		0.0121	0.00610	mg/Kg	☼	12/16/25 19:12	12/22/25 01:50	1
trans-1,2-Dichloroethene	ND		0.00605	0.00146	mg/Kg	☼	12/16/25 19:12	12/22/25 01:50	1
trans-1,3-Dichloropropene	ND		0.00605	0.00125	mg/Kg	☼	12/16/25 19:12	12/22/25 01:50	1
1,2,3-Trichlorobenzene	ND		0.00605	0.00316	mg/Kg	☼	12/16/25 19:12	12/22/25 01:50	1
1,2,4-Trichlorobenzene	ND		0.00605	0.00243	mg/Kg	☼	12/16/25 19:12	12/22/25 01:50	1
1,1,1-Trichloroethane	ND		0.00605	0.00174	mg/Kg	☼	12/16/25 19:12	12/22/25 01:50	1
1,1,2-Trichloroethane	ND		0.00605	0.00109	mg/Kg	☼	12/16/25 19:12	12/22/25 01:50	1
Trichloroethene	ND		0.00605	0.000840	mg/Kg	☼	12/16/25 19:12	12/22/25 01:50	1
Trichlorofluoromethane	ND	*+	0.00605	0.00229	mg/Kg	☼	12/16/25 19:12	12/22/25 01:50	1
1,2,3-Trichloropropane	ND		0.00605	0.00162	mg/Kg	☼	12/16/25 19:12	12/22/25 01:50	1
1,1,2-Trichloro-1,2,2-trifluoroethane	ND	*+	0.0121	0.00120	mg/Kg	☼	12/16/25 19:12	12/22/25 01:50	1
1,2,4-Trimethylbenzene	ND		0.00605	0.00142	mg/Kg	☼	12/16/25 19:12	12/22/25 01:50	1
1,3,5-Trimethylbenzene	ND		0.00605	0.00150	mg/Kg	☼	12/16/25 19:12	12/22/25 01:50	1
Vinyl acetate	ND		0.0121	0.00402	mg/Kg	☼	12/16/25 19:12	12/22/25 01:50	1
Vinyl chloride	ND		0.0121	0.00200	mg/Kg	☼	12/16/25 19:12	12/22/25 01:50	1
Xylenes, Total	ND		0.00605	0.00160	mg/Kg	☼	12/16/25 19:12	12/22/25 01:50	1

Surrogate	%Recovery	Qualifier	Limits	Prepared	Analyzed	Dil Fac
4-Bromofluorobenzene	105		67 - 127	12/16/25 19:12	12/22/25 01:50	1
Dibromofluoromethane	122	S1+	80 - 119	12/16/25 19:12	12/22/25 01:50	1
Toluene-d8 (Surr)	107		71 - 129	12/16/25 19:12	12/22/25 01:50	1

Method: SW846 8270E SIM ID - Semivolatile Organic Compounds (GC/MS SIM / Isotope Dilution)

Analyte	Result	Qualifier	RL	MDL	Unit	D	Prepared	Analyzed	Dil Fac
1,4-Dioxane	ND		0.00337	0.00337	mg/Kg	☼	12/16/25 12:35	12/19/25 23:28	2

Isotope Dilution	%Recovery	Qualifier	Limits	Prepared	Analyzed	Dil Fac
1,4-Dioxane-d8	61		10 - 150	12/16/25 12:35	12/19/25 23:28	2

Method: SW846 8270E - Semivolatile Organic Compounds (GC-MS/MS)

Analyte	Result	Qualifier	RL	MDL	Unit	D	Prepared	Analyzed	Dil Fac
1,1'-Biphenyl	ND	*+	0.428	0.0125	mg/Kg	☼	12/15/25 15:45	12/16/25 20:34	1
2,4,5-Trichlorophenol	ND		0.428	0.0428	mg/Kg	☼	12/15/25 15:45	12/16/25 20:34	1
2,4,6-Trichlorophenol	ND	*+	0.428	0.0428	mg/Kg	☼	12/15/25 15:45	12/16/25 20:34	1
2,4-Dichlorophenol	ND		0.428	0.0428	mg/Kg	☼	12/15/25 15:45	12/16/25 20:34	1
2,4-Dimethylphenol	ND		0.428	0.0428	mg/Kg	☼	12/15/25 15:45	12/16/25 20:34	1
2,4-Dinitrophenol	ND	*+	1.28	0.0428	mg/Kg	☼	12/15/25 15:45	12/16/25 20:34	1
2,4-Dinitrotoluene	ND	*+	0.428	0.0428	mg/Kg	☼	12/15/25 15:45	12/16/25 20:34	1
2,6-Dinitrotoluene	ND	*+	0.428	0.0428	mg/Kg	☼	12/15/25 15:45	12/16/25 20:34	1
2-Chloronaphthalene	ND	*+	0.428	0.0428	mg/Kg	☼	12/15/25 15:45	12/16/25 20:34	1
2-Chlorophenol	ND		0.428	0.0428	mg/Kg	☼	12/15/25 15:45	12/16/25 20:34	1
2-Methylnaphthalene	ND		0.428	0.0428	mg/Kg	☼	12/15/25 15:45	12/16/25 20:34	1
2-Methylphenol	ND		0.428	0.0428	mg/Kg	☼	12/15/25 15:45	12/16/25 20:34	1

Eurofins Raleigh

Client Sample Results

Client: S&ME Inc
Project/Site: Lyon Park

Job ID: 752-40215-1

Client Sample ID: SED-5

Lab Sample ID: 752-40215-5

Date Collected: 12/11/25 09:40

Matrix: Solid

Date Received: 12/11/25 17:05

Percent Solids: 71.0

Method: SW846 8270E - Semivolatile Organic Compounds (GC-MS/MS) (Continued)

Analyte	Result	Qualifier	RL	MDL	Unit	D	Prepared	Analyzed	Dil Fac
2-Nitroaniline	ND	*+	0.428	0.0428	mg/Kg	☼	12/15/25 15:45	12/16/25 20:34	1
2-Nitrophenol	ND		0.428	0.0428	mg/Kg	☼	12/15/25 15:45	12/16/25 20:34	1
3 & 4 Methylphenol	ND		0.856	0.0428	mg/Kg	☼	12/15/25 15:45	12/16/25 20:34	1
3,3'-Dichlorobenzidine	ND		0.428	0.0428	mg/Kg	☼	12/15/25 15:45	12/16/25 20:34	1
3-Nitroaniline	ND		0.428	0.0428	mg/Kg	☼	12/15/25 15:45	12/16/25 20:34	1
4,6-Dinitro-2-methylphenol	ND	*+	0.428	0.0428	mg/Kg	☼	12/15/25 15:45	12/16/25 20:34	1
4-Bromophenyl phenyl ether	ND		0.428	0.0428	mg/Kg	☼	12/15/25 15:45	12/16/25 20:34	1
4-Chloro-3-methylphenol	ND		0.428	0.0428	mg/Kg	☼	12/15/25 15:45	12/16/25 20:34	1
4-Chloroaniline	ND		0.428	0.0428	mg/Kg	☼	12/15/25 15:45	12/16/25 20:34	1
4-Chlorophenyl phenyl ether	ND		0.428	0.0428	mg/Kg	☼	12/15/25 15:45	12/16/25 20:34	1
4-Nitroaniline	ND	*+	0.428	0.0428	mg/Kg	☼	12/15/25 15:45	12/16/25 20:34	1
4-Nitrophenol	ND		0.428	0.0428	mg/Kg	☼	12/15/25 15:45	12/16/25 20:34	1
Acenaphthene	ND		0.428	0.0428	mg/Kg	☼	12/15/25 15:45	12/16/25 20:34	1
Acenaphthylene	ND		0.428	0.0428	mg/Kg	☼	12/15/25 15:45	12/16/25 20:34	1
Acetophenone	ND		0.428	0.0428	mg/Kg	☼	12/15/25 15:45	12/16/25 20:34	1
Anthracene	ND		0.428	0.0428	mg/Kg	☼	12/15/25 15:45	12/16/25 20:34	1
Atrazine	ND		0.428	0.0428	mg/Kg	☼	12/15/25 15:45	12/16/25 20:34	1
Benzaldehyde	ND		0.428	0.0428	mg/Kg	☼	12/15/25 15:45	12/16/25 20:34	1
Benzo[a]anthracene	0.0580	J	0.428	0.0428	mg/Kg	☼	12/15/25 15:45	12/16/25 20:34	1
Benzo[a]pyrene	0.0550	J	0.428	0.0428	mg/Kg	☼	12/15/25 15:45	12/16/25 20:34	1
Benzo[b]fluoranthene	0.0871	J	0.428	0.00182	mg/Kg	☼	12/15/25 15:45	12/16/25 20:34	1
Benzo[g,h,i]perylene	0.0461	J	0.428	0.0428	mg/Kg	☼	12/15/25 15:45	12/16/25 20:34	1
Benzo[k]fluoranthene	ND		0.428	0.0428	mg/Kg	☼	12/15/25 15:45	12/16/25 20:34	1
bis (2-chloroisopropyl) ether	ND		0.428	0.0428	mg/Kg	☼	12/15/25 15:45	12/16/25 20:34	1
Bis(2-chloroethoxy)methane	ND		0.428	0.0428	mg/Kg	☼	12/15/25 15:45	12/16/25 20:34	1
Bis(2-chloroethyl)ether	ND		0.428	0.0428	mg/Kg	☼	12/15/25 15:45	12/16/25 20:34	1
Bis(2-ethylhexyl) phthalate	ND		0.428	0.130	mg/Kg	☼	12/15/25 15:45	12/16/25 20:34	1
Butyl benzyl phthalate	ND		0.428	0.0428	mg/Kg	☼	12/15/25 15:45	12/16/25 20:34	1
Caprolactam	ND	*+	0.428	0.0428	mg/Kg	☼	12/15/25 15:45	12/16/25 20:34	1
Carbazole	ND		0.428	0.0428	mg/Kg	☼	12/15/25 15:45	12/16/25 20:34	1
Chrysene	0.0712	J	0.428	0.0428	mg/Kg	☼	12/15/25 15:45	12/16/25 20:34	1
Dibenz(a,h)anthracene	ND		0.428	0.0428	mg/Kg	☼	12/15/25 15:45	12/16/25 20:34	1
Dibenzofuran	ND	*+	0.428	0.0428	mg/Kg	☼	12/15/25 15:45	12/16/25 20:34	1
Diethyl phthalate	ND		0.428	0.0428	mg/Kg	☼	12/15/25 15:45	12/16/25 20:34	1
Dimethyl phthalate	ND		0.428	0.0428	mg/Kg	☼	12/15/25 15:45	12/16/25 20:34	1
Di-n-butyl phthalate	ND		1.28	0.389	mg/Kg	☼	12/15/25 15:45	12/16/25 20:34	1
Di-n-octyl phthalate	ND		0.428	0.0428	mg/Kg	☼	12/15/25 15:45	12/16/25 20:34	1
Fluoranthene	0.142	J	0.428	0.0428	mg/Kg	☼	12/15/25 15:45	12/16/25 20:34	1
Fluorene	ND		0.428	0.0428	mg/Kg	☼	12/15/25 15:45	12/16/25 20:34	1
Hexachlorobenzene	ND		0.428	0.0428	mg/Kg	☼	12/15/25 15:45	12/16/25 20:34	1
Hexachlorobutadiene	ND		0.428	0.0428	mg/Kg	☼	12/15/25 15:45	12/16/25 20:34	1
Hexachlorocyclopentadiene	ND		0.428	0.0428	mg/Kg	☼	12/15/25 15:45	12/16/25 20:34	1
Hexachloroethane	ND		0.428	0.0428	mg/Kg	☼	12/15/25 15:45	12/16/25 20:34	1
Indeno[1,2,3-cd]pyrene	ND		0.428	0.0428	mg/Kg	☼	12/15/25 15:45	12/16/25 20:34	1
Isophorone	ND		0.428	0.0428	mg/Kg	☼	12/15/25 15:45	12/16/25 20:34	1
Naphthalene	ND		0.428	0.0428	mg/Kg	☼	12/15/25 15:45	12/16/25 20:34	1
Nitrobenzene	ND		0.428	0.0428	mg/Kg	☼	12/15/25 15:45	12/16/25 20:34	1
N-Nitrosodi-n-propylamine	ND		0.428	0.0428	mg/Kg	☼	12/15/25 15:45	12/16/25 20:34	1
N-Nitrosodiphenylamine	ND	*+	0.428	0.0428	mg/Kg	☼	12/15/25 15:45	12/16/25 20:34	1

Eurofins Raleigh

Client Sample Results

Client: S&ME Inc
Project/Site: Lyon Park

Job ID: 752-40215-1

Client Sample ID: SED-5

Lab Sample ID: 752-40215-5

Date Collected: 12/11/25 09:40

Matrix: Solid

Date Received: 12/11/25 17:05

Percent Solids: 71.0

Method: SW846 8270E - Semivolatile Organic Compounds (GC-MS/MS) (Continued)

Analyte	Result	Qualifier	RL	MDL	Unit	D	Prepared	Analyzed	Dil Fac
Pentachlorophenol	ND		0.428	0.0428	mg/Kg	☼	12/15/25 15:45	12/16/25 20:34	1
Phenanthrene	0.0743	J	0.428	0.0428	mg/Kg	☼	12/15/25 15:45	12/16/25 20:34	1
Phenol	ND		0.428	0.0428	mg/Kg	☼	12/15/25 15:45	12/16/25 20:34	1
Pyrene	0.133	J	0.428	0.0428	mg/Kg	☼	12/15/25 15:45	12/16/25 20:34	1
Surrogate	%Recovery	Qualifier	Limits				Prepared	Analyzed	Dil Fac
2,4,6-Tribromophenol (Surr)	80		40 - 140				12/15/25 15:45	12/16/25 20:34	1
2-Fluorobiphenyl (Surr)	82		40 - 140				12/15/25 15:45	12/16/25 20:34	1
2-Fluorophenol (Surr)	93		40 - 140				12/15/25 15:45	12/16/25 20:34	1
Nitrobenzene-d5 (Surr)	91		40 - 140				12/15/25 15:45	12/16/25 20:34	1
Phenol-d5 (Surr)	84		40 - 140				12/15/25 15:45	12/16/25 20:34	1
Terphenyl-d14 (Surr)	93		40 - 140				12/15/25 15:45	12/16/25 20:34	1

Method: SW846 9056A - Anions, Ion Chromatography - Soluble

Analyte	Result	Qualifier	RL	MDL	Unit	D	Prepared	Analyzed	Dil Fac
Nitrate as N	ND		3.49	1.01	mg/Kg	☼		12/20/25 18:19	1
Sulfate	ND		14.0	13.7	mg/Kg	☼		12/20/25 18:19	1

Method: SW846 6020B - Metals (ICP/MS)

Analyte	Result	Qualifier	RL	MDL	Unit	D	Prepared	Analyzed	Dil Fac
Antimony	ND		0.969	0.222	mg/Kg	☼	12/16/25 06:55	12/17/25 02:43	5
Arsenic	1.23	B	0.582	0.0519	mg/Kg	☼	12/16/25 06:55	12/17/25 02:43	5
Barium	31.8		2.42	0.0137	mg/Kg	☼	12/16/25 06:55	12/17/25 02:43	5
Beryllium	0.0853	J	0.485	0.0340	mg/Kg	☼	12/16/25 06:55	12/17/25 19:07	5
Cadmium	0.0952	J	0.485	0.0158	mg/Kg	☼	12/16/25 06:55	12/17/25 19:07	5
Chromium	7.54		0.969	0.200	mg/Kg	☼	12/16/25 06:55	12/17/25 02:43	5
Cobalt	4.60		0.727	0.0274	mg/Kg	☼	12/16/25 06:55	12/17/25 02:43	5
Copper	15.4		0.485	0.0504	mg/Kg	☼	12/16/25 06:55	12/17/25 02:43	5
Lead	34.1		0.485	0.0572	mg/Kg	☼	12/16/25 06:55	12/17/25 02:43	5
Manganese	128		0.969	0.0596	mg/Kg	☼	12/16/25 06:55	12/17/25 02:43	5
Nickel	14.2		0.969	0.0253	mg/Kg	☼	12/16/25 06:55	12/17/25 02:43	5
Selenium	ND		2.42	0.172	mg/Kg	☼	12/16/25 06:55	12/17/25 19:07	5
Silver	0.0187	J ++	0.242	0.00281	mg/Kg	☼	12/16/25 06:55	12/17/25 02:43	5
Thallium	ND		0.679	0.0409	mg/Kg	☼	12/16/25 06:55	12/17/25 02:43	5
Vanadium	13.4	B	0.969	0.122	mg/Kg	☼	12/16/25 06:55	12/17/25 02:43	5
Zinc	81.1		2.42	2.01	mg/Kg	☼	12/16/25 06:55	12/17/25 02:43	5

Method: SW846 7471B - Mercury (CVAA)

Analyte	Result	Qualifier	RL	MDL	Unit	D	Prepared	Analyzed	Dil Fac
Mercury	0.0197	J B	0.131	0.0191	mg/Kg	☼	12/17/25 12:55	12/18/25 15:24	1

General Chemistry

Analyte	Result	Qualifier	RL	MDL	Unit	D	Prepared	Analyzed	Dil Fac
Cr (VI) (SW846 7199)	ND		1.35	0.135	mg/Kg	☼	12/18/25 09:22	12/19/25 23:26	1

General Chemistry - Soluble

Analyte	Result	Qualifier	RL	MDL	Unit	D	Prepared	Analyzed	Dil Fac
Ammonia (as N) (EPA 350.1)	ND		1.37	0.438	mg/Kg	☼		12/23/25 11:03	1

Client Sample Results

Client: S&ME Inc
Project/Site: Lyon Park

Job ID: 752-40215-1

Client Sample ID: SED-6

Lab Sample ID: 752-40215-6

Date Collected: 12/11/25 09:10

Matrix: Solid

Date Received: 12/11/25 17:05

Percent Solids: 74.5

Method: SW846 8260D - Volatile Organic Compounds by GC/MS

Analyte	Result	Qualifier	RL	MDL	Unit	D	Prepared	Analyzed	Dil Fac
Acetone	ND		0.129	0.0286	mg/Kg	✳	12/16/25 19:12	12/22/25 02:11	1
Benzene	ND		0.00646	0.000977	mg/Kg	✳	12/16/25 19:12	12/22/25 02:11	1
Bromobenzene	ND		0.00646	0.00122	mg/Kg	✳	12/16/25 19:12	12/22/25 02:11	1
Bromoform	ND		0.00646	0.00274	mg/Kg	✳	12/16/25 19:12	12/22/25 02:11	1
Bromomethane	ND	*+	0.00646	0.00255	mg/Kg	✳	12/16/25 19:12	12/22/25 02:11	1
2-Butanone (MEK)	ND		0.0646	0.00719	mg/Kg	✳	12/16/25 19:12	12/22/25 02:11	1
Carbon disulfide	ND		0.0129	0.00331	mg/Kg	✳	12/16/25 19:12	12/22/25 02:11	1
Carbon tetrachloride	ND		0.00646	0.00122	mg/Kg	✳	12/16/25 19:12	12/22/25 02:11	1
Chlorobenzene	ND		0.00646	0.00108	mg/Kg	✳	12/16/25 19:12	12/22/25 02:11	1
Chlorobromomethane	ND		0.00646	0.00155	mg/Kg	✳	12/16/25 19:12	12/22/25 02:11	1
Chlorodibromomethane	ND		0.00646	0.00103	mg/Kg	✳	12/16/25 19:12	12/22/25 02:11	1
Chloroethane	ND	*+	0.0129	0.00244	mg/Kg	✳	12/16/25 19:12	12/22/25 02:11	1
Chloroform	ND		0.00646	0.00125	mg/Kg	✳	12/16/25 19:12	12/22/25 02:11	1
Chloromethane	ND		0.0129	0.00191	mg/Kg	✳	12/16/25 19:12	12/22/25 02:11	1
2-Chlorotoluene	ND		0.00646	0.00140	mg/Kg	✳	12/16/25 19:12	12/22/25 02:11	1
4-Chlorotoluene	ND		0.00646	0.00141	mg/Kg	✳	12/16/25 19:12	12/22/25 02:11	1
cis-1,2-Dichloroethene	ND		0.00646	0.00155	mg/Kg	✳	12/16/25 19:12	12/22/25 02:11	1
cis-1,3-Dichloropropene	ND		0.00646	0.00151	mg/Kg	✳	12/16/25 19:12	12/22/25 02:11	1
1,2-Dibromo-3-Chloropropane	ND		0.00646	0.00266	mg/Kg	✳	12/16/25 19:12	12/22/25 02:11	1
Dibromomethane	ND		0.00646	0.00131	mg/Kg	✳	12/16/25 19:12	12/22/25 02:11	1
1,2-Dichlorobenzene	ND		0.00646	0.00140	mg/Kg	✳	12/16/25 19:12	12/22/25 02:11	1
1,3-Dichlorobenzene	ND		0.00646	0.00103	mg/Kg	✳	12/16/25 19:12	12/22/25 02:11	1
1,4-Dichlorobenzene	ND		0.00646	0.00150	mg/Kg	✳	12/16/25 19:12	12/22/25 02:11	1
Dichlorobromomethane	ND		0.00646	0.00121	mg/Kg	✳	12/16/25 19:12	12/22/25 02:11	1
1,1-Dichloroethane	ND		0.00646	0.00117	mg/Kg	✳	12/16/25 19:12	12/22/25 02:11	1
1,2-Dichloroethane	ND		0.00646	0.00156	mg/Kg	✳	12/16/25 19:12	12/22/25 02:11	1
1,1-Dichloroethene	ND	*+	0.00646	0.00154	mg/Kg	✳	12/16/25 19:12	12/22/25 02:11	1
1,2-Dichloropropane	ND		0.00646	0.000885	mg/Kg	✳	12/16/25 19:12	12/22/25 02:11	1
1,3-Dichloropropane	ND		0.00646	0.00149	mg/Kg	✳	12/16/25 19:12	12/22/25 02:11	1
2,2-Dichloropropane	ND		0.00646	0.00150	mg/Kg	✳	12/16/25 19:12	12/22/25 02:11	1
1,1-Dichloropropene	ND		0.00646	0.00132	mg/Kg	✳	12/16/25 19:12	12/22/25 02:11	1
Ethyl acetate	ND		0.0646	0.0646	mg/Kg	✳	12/16/25 19:12	12/22/25 02:11	1
Ethylbenzene	ND		0.00646	0.00138	mg/Kg	✳	12/16/25 19:12	12/22/25 02:11	1
Ethylene Dibromide	ND		0.00646	0.00113	mg/Kg	✳	12/16/25 19:12	12/22/25 02:11	1
Hexachlorobutadiene	ND		0.00646	0.00207	mg/Kg	✳	12/16/25 19:12	12/22/25 02:11	1
Hexane	ND		0.0129	0.0129	mg/Kg	✳	12/16/25 19:12	12/22/25 02:11	1
2-Hexanone	ND	*-	0.0129	0.00953	mg/Kg	✳	12/16/25 19:12	12/22/25 02:11	1
Iodomethane	ND		0.0129	0.00247	mg/Kg	✳	12/16/25 19:12	12/22/25 02:11	1
Isopropylbenzene	ND		0.00646	0.00190	mg/Kg	✳	12/16/25 19:12	12/22/25 02:11	1
Isopropyl ether	ND		0.0129	0.0129	mg/Kg	✳	12/16/25 19:12	12/22/25 02:11	1
4-Isopropyltoluene	ND		0.00646	0.00439	mg/Kg	✳	12/16/25 19:12	12/22/25 02:11	1
Methylene Chloride	ND		0.0259	0.00726	mg/Kg	✳	12/16/25 19:12	12/22/25 02:11	1
4-Methyl-2-pentanone (MIBK)	ND		0.0129	0.00421	mg/Kg	✳	12/16/25 19:12	12/22/25 02:11	1
Methyl tert-butyl ether	ND	*+	0.00646	0.00226	mg/Kg	✳	12/16/25 19:12	12/22/25 02:11	1
m-Xylene & p-Xylene	ND		0.0129	0.00281	mg/Kg	✳	12/16/25 19:12	12/22/25 02:11	1
Naphthalene	ND		0.00646	0.00498	mg/Kg	✳	12/16/25 19:12	12/22/25 02:11	1
n-Butylbenzene	ND		0.00646	0.00228	mg/Kg	✳	12/16/25 19:12	12/22/25 02:11	1
n-Heptane	ND		0.0129	0.0129	mg/Kg	✳	12/16/25 19:12	12/22/25 02:11	1
N-Propylbenzene	ND		0.00646	0.00134	mg/Kg	✳	12/16/25 19:12	12/22/25 02:11	1

Eurofins Raleigh

Client Sample Results

Client: S&ME Inc
Project/Site: Lyon Park

Job ID: 752-40215-1

Client Sample ID: SED-6

Lab Sample ID: 752-40215-6

Date Collected: 12/11/25 09:10

Matrix: Solid

Date Received: 12/11/25 17:05

Percent Solids: 74.5

Method: SW846 8260D - Volatile Organic Compounds by GC/MS (Continued)

Analyte	Result	Qualifier	RL	MDL	Unit	D	Prepared	Analyzed	Dil Fac
o-Xylene	ND		0.00646	0.00171	mg/Kg	☼	12/16/25 19:12	12/22/25 02:11	1
sec-Butylbenzene	ND		0.00646	0.00147	mg/Kg	☼	12/16/25 19:12	12/22/25 02:11	1
Styrene	ND		0.00646	0.00328	mg/Kg	☼	12/16/25 19:12	12/22/25 02:11	1
tert-Butylbenzene	ND		0.00646	0.00154	mg/Kg	☼	12/16/25 19:12	12/22/25 02:11	1
1,1,1,2-Tetrachloroethane	ND		0.00646	0.00128	mg/Kg	☼	12/16/25 19:12	12/22/25 02:11	1
1,1,2,2-Tetrachloroethane	ND		0.00646	0.00168	mg/Kg	☼	12/16/25 19:12	12/22/25 02:11	1
Tetrachloroethene	ND		0.00646	0.00105	mg/Kg	☼	12/16/25 19:12	12/22/25 02:11	1
Toluene	ND		0.00646	0.00127	mg/Kg	☼	12/16/25 19:12	12/22/25 02:11	1
trans-1,4-Dichloro-2-butene	ND		0.0129	0.00651	mg/Kg	☼	12/16/25 19:12	12/22/25 02:11	1
trans-1,2-Dichloroethene	ND		0.00646	0.00156	mg/Kg	☼	12/16/25 19:12	12/22/25 02:11	1
trans-1,3-Dichloropropene	ND		0.00646	0.00133	mg/Kg	☼	12/16/25 19:12	12/22/25 02:11	1
1,2,3-Trichlorobenzene	ND		0.00646	0.00337	mg/Kg	☼	12/16/25 19:12	12/22/25 02:11	1
1,2,4-Trichlorobenzene	ND		0.00646	0.00260	mg/Kg	☼	12/16/25 19:12	12/22/25 02:11	1
1,1,1-Trichloroethane	ND		0.00646	0.00186	mg/Kg	☼	12/16/25 19:12	12/22/25 02:11	1
1,1,2-Trichloroethane	ND		0.00646	0.00116	mg/Kg	☼	12/16/25 19:12	12/22/25 02:11	1
Trichloroethene	ND		0.00646	0.000897	mg/Kg	☼	12/16/25 19:12	12/22/25 02:11	1
Trichlorofluoromethane	ND	*+	0.00646	0.00244	mg/Kg	☼	12/16/25 19:12	12/22/25 02:11	1
1,2,3-Trichloropropane	ND		0.00646	0.00173	mg/Kg	☼	12/16/25 19:12	12/22/25 02:11	1
1,1,2-Trichloro-1,2,2-trifluoroethane	ND	*+	0.0129	0.00128	mg/Kg	☼	12/16/25 19:12	12/22/25 02:11	1
1,2,4-Trimethylbenzene	ND		0.00646	0.00151	mg/Kg	☼	12/16/25 19:12	12/22/25 02:11	1
1,3,5-Trimethylbenzene	ND		0.00646	0.00160	mg/Kg	☼	12/16/25 19:12	12/22/25 02:11	1
Vinyl acetate	ND		0.0129	0.00429	mg/Kg	☼	12/16/25 19:12	12/22/25 02:11	1
Vinyl chloride	ND		0.0129	0.00213	mg/Kg	☼	12/16/25 19:12	12/22/25 02:11	1
Xylenes, Total	ND		0.00646	0.00171	mg/Kg	☼	12/16/25 19:12	12/22/25 02:11	1

Surrogate	%Recovery	Qualifier	Limits	Prepared	Analyzed	Dil Fac
4-Bromofluorobenzene	106		67 - 127	12/16/25 19:12	12/22/25 02:11	1
Dibromofluoromethane	109		80 - 119	12/16/25 19:12	12/22/25 02:11	1
Toluene-d8 (Surr)	96		71 - 129	12/16/25 19:12	12/22/25 02:11	1

Method: SW846 8270E SIM ID - Semivolatile Organic Compounds (GC/MS SIM / Isotope Dilution)

Analyte	Result	Qualifier	RL	MDL	Unit	D	Prepared	Analyzed	Dil Fac
1,4-Dioxane	ND		0.00316	0.00316	mg/Kg	☼	12/16/25 12:35	12/19/25 23:50	2

Isotope Dilution	%Recovery	Qualifier	Limits	Prepared	Analyzed	Dil Fac
1,4-Dioxane-d8	61		10 - 150	12/16/25 12:35	12/19/25 23:50	2

Method: SW846 8270E - Semivolatile Organic Compounds (GC-MS/MS)

Analyte	Result	Qualifier	RL	MDL	Unit	D	Prepared	Analyzed	Dil Fac
1,1'-Biphenyl	ND	*+	0.406	0.0118	mg/Kg	☼	12/15/25 15:45	12/16/25 21:05	1
2,4,5-Trichlorophenol	ND		0.406	0.0406	mg/Kg	☼	12/15/25 15:45	12/16/25 21:05	1
2,4,6-Trichlorophenol	ND	*+	0.406	0.0406	mg/Kg	☼	12/15/25 15:45	12/16/25 21:05	1
2,4-Dichlorophenol	ND		0.406	0.0406	mg/Kg	☼	12/15/25 15:45	12/16/25 21:05	1
2,4-Dimethylphenol	ND		0.406	0.0406	mg/Kg	☼	12/15/25 15:45	12/16/25 21:05	1
2,4-Dinitrophenol	ND	*+	1.22	0.0406	mg/Kg	☼	12/15/25 15:45	12/16/25 21:05	1
2,4-Dinitrotoluene	ND	*+	0.406	0.0406	mg/Kg	☼	12/15/25 15:45	12/16/25 21:05	1
2,6-Dinitrotoluene	ND	*+	0.406	0.0406	mg/Kg	☼	12/15/25 15:45	12/16/25 21:05	1
2-Chloronaphthalene	ND	*+	0.406	0.0406	mg/Kg	☼	12/15/25 15:45	12/16/25 21:05	1
2-Chlorophenol	ND		0.406	0.0406	mg/Kg	☼	12/15/25 15:45	12/16/25 21:05	1
2-Methylnaphthalene	ND		0.406	0.0406	mg/Kg	☼	12/15/25 15:45	12/16/25 21:05	1
2-Methylphenol	ND		0.406	0.0406	mg/Kg	☼	12/15/25 15:45	12/16/25 21:05	1

Eurofins Raleigh

Client Sample Results

Client: S&ME Inc
Project/Site: Lyon Park

Job ID: 752-40215-1

Client Sample ID: SED-6

Lab Sample ID: 752-40215-6

Date Collected: 12/11/25 09:10

Matrix: Solid

Date Received: 12/11/25 17:05

Percent Solids: 74.5

Method: SW846 8270E - Semivolatile Organic Compounds (GC-MS/MS) (Continued)

Analyte	Result	Qualifier	RL	MDL	Unit	D	Prepared	Analyzed	Dil Fac
2-Nitroaniline	ND	*+	0.406	0.0406	mg/Kg	☼	12/15/25 15:45	12/16/25 21:05	1
2-Nitrophenol	ND		0.406	0.0406	mg/Kg	☼	12/15/25 15:45	12/16/25 21:05	1
3 & 4 Methylphenol	ND		0.811	0.0406	mg/Kg	☼	12/15/25 15:45	12/16/25 21:05	1
3,3'-Dichlorobenzidine	ND		0.406	0.0406	mg/Kg	☼	12/15/25 15:45	12/16/25 21:05	1
3-Nitroaniline	ND		0.406	0.0406	mg/Kg	☼	12/15/25 15:45	12/16/25 21:05	1
4,6-Dinitro-2-methylphenol	ND	*+	0.406	0.0406	mg/Kg	☼	12/15/25 15:45	12/16/25 21:05	1
4-Bromophenyl phenyl ether	ND		0.406	0.0406	mg/Kg	☼	12/15/25 15:45	12/16/25 21:05	1
4-Chloro-3-methylphenol	ND		0.406	0.0406	mg/Kg	☼	12/15/25 15:45	12/16/25 21:05	1
4-Chloroaniline	ND		0.406	0.0406	mg/Kg	☼	12/15/25 15:45	12/16/25 21:05	1
4-Chlorophenyl phenyl ether	ND		0.406	0.0406	mg/Kg	☼	12/15/25 15:45	12/16/25 21:05	1
4-Nitroaniline	ND	*+	0.406	0.0406	mg/Kg	☼	12/15/25 15:45	12/16/25 21:05	1
4-Nitrophenol	ND		0.406	0.0406	mg/Kg	☼	12/15/25 15:45	12/16/25 21:05	1
Acenaphthene	ND		0.406	0.0406	mg/Kg	☼	12/15/25 15:45	12/16/25 21:05	1
Acenaphthylene	0.0776	J	0.406	0.0406	mg/Kg	☼	12/15/25 15:45	12/16/25 21:05	1
Acetophenone	ND		0.406	0.0406	mg/Kg	☼	12/15/25 15:45	12/16/25 21:05	1
Anthracene	ND		0.406	0.0406	mg/Kg	☼	12/15/25 15:45	12/16/25 21:05	1
Atrazine	ND		0.406	0.0406	mg/Kg	☼	12/15/25 15:45	12/16/25 21:05	1
Benzaldehyde	ND		0.406	0.0406	mg/Kg	☼	12/15/25 15:45	12/16/25 21:05	1
Benzo[a]anthracene	ND		0.406	0.0406	mg/Kg	☼	12/15/25 15:45	12/16/25 21:05	1
Benzo[a]pyrene	0.0491	J	0.406	0.0406	mg/Kg	☼	12/15/25 15:45	12/16/25 21:05	1
Benzo[b]fluoranthene	0.0668	J	0.406	0.00172	mg/Kg	☼	12/15/25 15:45	12/16/25 21:05	1
Benzo[g,h,i]perylene	0.0456	J	0.406	0.0406	mg/Kg	☼	12/15/25 15:45	12/16/25 21:05	1
Benzo[k]fluoranthene	ND		0.406	0.0406	mg/Kg	☼	12/15/25 15:45	12/16/25 21:05	1
bis (2-chloroisopropyl) ether	ND		0.406	0.0406	mg/Kg	☼	12/15/25 15:45	12/16/25 21:05	1
Bis(2-chloroethoxy)methane	ND		0.406	0.0406	mg/Kg	☼	12/15/25 15:45	12/16/25 21:05	1
Bis(2-chloroethyl)ether	ND		0.406	0.0406	mg/Kg	☼	12/15/25 15:45	12/16/25 21:05	1
Bis(2-ethylhexyl) phthalate	ND		0.406	0.123	mg/Kg	☼	12/15/25 15:45	12/16/25 21:05	1
Butyl benzyl phthalate	ND		0.406	0.0406	mg/Kg	☼	12/15/25 15:45	12/16/25 21:05	1
Caprolactam	0.189	J*+	0.406	0.0406	mg/Kg	☼	12/15/25 15:45	12/16/25 21:05	1
Carbazole	ND		0.406	0.0406	mg/Kg	☼	12/15/25 15:45	12/16/25 21:05	1
Chrysene	0.0453	J	0.406	0.0406	mg/Kg	☼	12/15/25 15:45	12/16/25 21:05	1
Dibenz(a,h)anthracene	ND		0.406	0.0406	mg/Kg	☼	12/15/25 15:45	12/16/25 21:05	1
Dibenzofuran	ND	*+	0.406	0.0406	mg/Kg	☼	12/15/25 15:45	12/16/25 21:05	1
Diethyl phthalate	ND		0.406	0.0406	mg/Kg	☼	12/15/25 15:45	12/16/25 21:05	1
Dimethyl phthalate	ND		0.406	0.0406	mg/Kg	☼	12/15/25 15:45	12/16/25 21:05	1
Di-n-butyl phthalate	ND		1.22	0.369	mg/Kg	☼	12/15/25 15:45	12/16/25 21:05	1
Di-n-octyl phthalate	ND		0.406	0.0406	mg/Kg	☼	12/15/25 15:45	12/16/25 21:05	1
Fluoranthene	0.118	J	0.406	0.0406	mg/Kg	☼	12/15/25 15:45	12/16/25 21:05	1
Fluorene	ND		0.406	0.0406	mg/Kg	☼	12/15/25 15:45	12/16/25 21:05	1
Hexachlorobenzene	ND		0.406	0.0406	mg/Kg	☼	12/15/25 15:45	12/16/25 21:05	1
Hexachlorobutadiene	ND		0.406	0.0406	mg/Kg	☼	12/15/25 15:45	12/16/25 21:05	1
Hexachlorocyclopentadiene	ND		0.406	0.0406	mg/Kg	☼	12/15/25 15:45	12/16/25 21:05	1
Hexachloroethane	ND		0.406	0.0406	mg/Kg	☼	12/15/25 15:45	12/16/25 21:05	1
Indeno[1,2,3-cd]pyrene	ND		0.406	0.0406	mg/Kg	☼	12/15/25 15:45	12/16/25 21:05	1
Isophorone	ND		0.406	0.0406	mg/Kg	☼	12/15/25 15:45	12/16/25 21:05	1
Naphthalene	0.165	J	0.406	0.0406	mg/Kg	☼	12/15/25 15:45	12/16/25 21:05	1
Nitrobenzene	ND		0.406	0.0406	mg/Kg	☼	12/15/25 15:45	12/16/25 21:05	1
N-Nitrosodi-n-propylamine	ND		0.406	0.0406	mg/Kg	☼	12/15/25 15:45	12/16/25 21:05	1
N-Nitrosodiphenylamine	ND	*+	0.406	0.0406	mg/Kg	☼	12/15/25 15:45	12/16/25 21:05	1

Eurofins Raleigh

Client Sample Results

Client: S&ME Inc
Project/Site: Lyon Park

Job ID: 752-40215-1

Client Sample ID: SED-6

Lab Sample ID: 752-40215-6

Date Collected: 12/11/25 09:10

Matrix: Solid

Date Received: 12/11/25 17:05

Percent Solids: 74.5

Method: SW846 8270E - Semivolatile Organic Compounds (GC-MS/MS) (Continued)

Analyte	Result	Qualifier	RL	MDL	Unit	D	Prepared	Analyzed	Dil Fac
Pentachlorophenol	ND		0.406	0.0406	mg/Kg	☼	12/15/25 15:45	12/16/25 21:05	1
Phenanthrene	0.0716	J	0.406	0.0406	mg/Kg	☼	12/15/25 15:45	12/16/25 21:05	1
Phenol	ND		0.406	0.0406	mg/Kg	☼	12/15/25 15:45	12/16/25 21:05	1
Pyrene	0.107	J	0.406	0.0406	mg/Kg	☼	12/15/25 15:45	12/16/25 21:05	1
Surrogate	%Recovery	Qualifier	Limits				Prepared	Analyzed	Dil Fac
2,4,6-Tribromophenol (Surr)	83		40 - 140				12/15/25 15:45	12/16/25 21:05	1
2-Fluorobiphenyl (Surr)	97		40 - 140				12/15/25 15:45	12/16/25 21:05	1
2-Fluorophenol (Surr)	114		40 - 140				12/15/25 15:45	12/16/25 21:05	1
Nitrobenzene-d5 (Surr)	109		40 - 140				12/15/25 15:45	12/16/25 21:05	1
Phenol-d5 (Surr)	101		40 - 140				12/15/25 15:45	12/16/25 21:05	1
Terphenyl-d14 (Surr)	115		40 - 140				12/15/25 15:45	12/16/25 21:05	1

Method: SW846 9056A - Anions, Ion Chromatography - Soluble

Analyte	Result	Qualifier	RL	MDL	Unit	D	Prepared	Analyzed	Dil Fac
Nitrate as N	ND		3.34	0.967	mg/Kg	☼		12/20/25 18:30	1
Sulfate	ND		13.3	13.1	mg/Kg	☼		12/20/25 18:30	1

Method: SW846 6020B - Metals (ICP/MS)

Analyte	Result	Qualifier	RL	MDL	Unit	D	Prepared	Analyzed	Dil Fac
Antimony	ND		0.924	0.211	mg/Kg	☼	12/16/25 06:55	12/17/25 02:46	5
Arsenic	1.05	B	0.554	0.0494	mg/Kg	☼	12/16/25 06:55	12/17/25 02:46	5
Barium	23.2		2.31	0.0131	mg/Kg	☼	12/16/25 06:55	12/17/25 02:46	5
Beryllium	0.130	J	0.462	0.0324	mg/Kg	☼	12/16/25 06:55	12/17/25 19:09	5
Cadmium	0.131	J	0.462	0.0151	mg/Kg	☼	12/16/25 06:55	12/17/25 19:09	5
Chromium	6.04		0.924	0.190	mg/Kg	☼	12/16/25 06:55	12/17/25 02:46	5
Cobalt	2.69		0.693	0.0261	mg/Kg	☼	12/16/25 06:55	12/17/25 02:46	5
Copper	11.5		0.462	0.0480	mg/Kg	☼	12/16/25 06:55	12/17/25 02:46	5
Lead	28.3		0.462	0.0545	mg/Kg	☼	12/16/25 06:55	12/17/25 02:46	5
Manganese	79.9		0.924	0.0568	mg/Kg	☼	12/16/25 06:55	12/17/25 02:46	5
Nickel	6.56		0.924	0.0242	mg/Kg	☼	12/16/25 06:55	12/17/25 02:46	5
Selenium	ND		2.31	0.164	mg/Kg	☼	12/16/25 06:55	12/17/25 19:09	5
Silver	0.0210	J ++	0.231	0.00268	mg/Kg	☼	12/16/25 06:55	12/17/25 02:46	5
Thallium	ND		0.647	0.0389	mg/Kg	☼	12/16/25 06:55	12/17/25 02:46	5
Vanadium	9.19	B	0.924	0.116	mg/Kg	☼	12/16/25 06:55	12/17/25 02:46	5
Zinc	57.5		2.31	1.92	mg/Kg	☼	12/16/25 06:55	12/17/25 02:46	5

Method: SW846 7471B - Mercury (CVAA)

Analyte	Result	Qualifier	RL	MDL	Unit	D	Prepared	Analyzed	Dil Fac
Mercury	0.0206	J B	0.124	0.0181	mg/Kg	☼	12/17/25 12:55	12/18/25 15:28	1

General Chemistry

Analyte	Result	Qualifier	RL	MDL	Unit	D	Prepared	Analyzed	Dil Fac
Cr (VI) (SW846 7199)	ND		1.34	0.134	mg/Kg	☼	12/18/25 09:22	12/19/25 23:39	1

General Chemistry - Soluble

Analyte	Result	Qualifier	RL	MDL	Unit	D	Prepared	Analyzed	Dil Fac
Ammonia (as N) (EPA 350.1)	ND		1.34	0.430	mg/Kg	☼		12/23/25 11:06	1

Client Sample Results

Client: S&ME Inc
Project/Site: Lyon Park

Job ID: 752-40215-1

Client Sample ID: SED-Dup

Lab Sample ID: 752-40215-7

Date Collected: 12/11/25 00:00

Matrix: Solid

Date Received: 12/11/25 17:05

Percent Solids: 74.3

Method: SW846 8260D - Volatile Organic Compounds by GC/MS

Analyte	Result	Qualifier	RL	MDL	Unit	D	Prepared	Analyzed	Dil Fac
Acetone	ND		0.216	0.0477	mg/Kg	☼	12/16/25 19:12	12/22/25 02:31	1
Benzene	ND		0.0108	0.00163	mg/Kg	☼	12/16/25 19:12	12/22/25 02:31	1
Bromobenzene	ND		0.0108	0.00204	mg/Kg	☼	12/16/25 19:12	12/22/25 02:31	1
Bromoform	ND		0.0108	0.00458	mg/Kg	☼	12/16/25 19:12	12/22/25 02:31	1
Bromomethane	ND	*+	0.0108	0.00425	mg/Kg	☼	12/16/25 19:12	12/22/25 02:31	1
2-Butanone (MEK)	ND		0.108	0.0120	mg/Kg	☼	12/16/25 19:12	12/22/25 02:31	1
Carbon disulfide	ND		0.0216	0.00553	mg/Kg	☼	12/16/25 19:12	12/22/25 02:31	1
Carbon tetrachloride	ND		0.0108	0.00204	mg/Kg	☼	12/16/25 19:12	12/22/25 02:31	1
Chlorobenzene	ND		0.0108	0.00181	mg/Kg	☼	12/16/25 19:12	12/22/25 02:31	1
Chlorobromomethane	ND		0.0108	0.00259	mg/Kg	☼	12/16/25 19:12	12/22/25 02:31	1
Chlorodibromomethane	ND		0.0108	0.00172	mg/Kg	☼	12/16/25 19:12	12/22/25 02:31	1
Chloroethane	ND	*+	0.0216	0.00408	mg/Kg	☼	12/16/25 19:12	12/22/25 02:31	1
Chloroform	ND		0.0108	0.00209	mg/Kg	☼	12/16/25 19:12	12/22/25 02:31	1
Chloromethane	ND		0.0216	0.00319	mg/Kg	☼	12/16/25 19:12	12/22/25 02:31	1
2-Chlorotoluene	ND		0.0108	0.00233	mg/Kg	☼	12/16/25 19:12	12/22/25 02:31	1
4-Chlorotoluene	ND		0.0108	0.00235	mg/Kg	☼	12/16/25 19:12	12/22/25 02:31	1
cis-1,2-Dichloroethene	ND		0.0108	0.00259	mg/Kg	☼	12/16/25 19:12	12/22/25 02:31	1
cis-1,3-Dichloropropene	ND		0.0108	0.00253	mg/Kg	☼	12/16/25 19:12	12/22/25 02:31	1
1,2-Dibromo-3-Chloropropane	ND		0.0108	0.00445	mg/Kg	☼	12/16/25 19:12	12/22/25 02:31	1
Dibromomethane	ND		0.0108	0.00218	mg/Kg	☼	12/16/25 19:12	12/22/25 02:31	1
1,2-Dichlorobenzene	ND		0.0108	0.00233	mg/Kg	☼	12/16/25 19:12	12/22/25 02:31	1
1,3-Dichlorobenzene	ND		0.0108	0.00172	mg/Kg	☼	12/16/25 19:12	12/22/25 02:31	1
1,4-Dichlorobenzene	ND		0.0108	0.00250	mg/Kg	☼	12/16/25 19:12	12/22/25 02:31	1
Dichlorobromomethane	ND		0.0108	0.00202	mg/Kg	☼	12/16/25 19:12	12/22/25 02:31	1
1,1-Dichloroethane	ND		0.0108	0.00195	mg/Kg	☼	12/16/25 19:12	12/22/25 02:31	1
1,2-Dichloroethane	ND		0.0108	0.00261	mg/Kg	☼	12/16/25 19:12	12/22/25 02:31	1
1,1-Dichloroethene	ND	*+	0.0108	0.00257	mg/Kg	☼	12/16/25 19:12	12/22/25 02:31	1
1,2-Dichloropropane	ND		0.0108	0.00148	mg/Kg	☼	12/16/25 19:12	12/22/25 02:31	1
1,3-Dichloropropane	ND		0.0108	0.00248	mg/Kg	☼	12/16/25 19:12	12/22/25 02:31	1
2,2-Dichloropropane	ND		0.0108	0.00250	mg/Kg	☼	12/16/25 19:12	12/22/25 02:31	1
1,1-Dichloropropene	ND		0.0108	0.00220	mg/Kg	☼	12/16/25 19:12	12/22/25 02:31	1
Ethyl acetate	ND		0.108	0.108	mg/Kg	☼	12/16/25 19:12	12/22/25 02:31	1
Ethylbenzene	ND		0.0108	0.00231	mg/Kg	☼	12/16/25 19:12	12/22/25 02:31	1
Ethylene Dibromide	ND		0.0108	0.00188	mg/Kg	☼	12/16/25 19:12	12/22/25 02:31	1
Hexachlorobutadiene	ND		0.0108	0.00345	mg/Kg	☼	12/16/25 19:12	12/22/25 02:31	1
Hexane	ND		0.0216	0.0216	mg/Kg	☼	12/16/25 19:12	12/22/25 02:31	1
2-Hexanone	ND	*-	0.0216	0.0159	mg/Kg	☼	12/16/25 19:12	12/22/25 02:31	1
Iodomethane	ND		0.0216	0.00412	mg/Kg	☼	12/16/25 19:12	12/22/25 02:31	1
Isopropylbenzene	ND		0.0108	0.00317	mg/Kg	☼	12/16/25 19:12	12/22/25 02:31	1
Isopropyl ether	ND		0.0216	0.0216	mg/Kg	☼	12/16/25 19:12	12/22/25 02:31	1
4-Isopropyltoluene	ND		0.0108	0.00734	mg/Kg	☼	12/16/25 19:12	12/22/25 02:31	1
Methylene Chloride	ND		0.0432	0.0121	mg/Kg	☼	12/16/25 19:12	12/22/25 02:31	1
4-Methyl-2-pentanone (MIBK)	ND		0.0216	0.00704	mg/Kg	☼	12/16/25 19:12	12/22/25 02:31	1
Methyl tert-butyl ether	ND	*+	0.0108	0.00378	mg/Kg	☼	12/16/25 19:12	12/22/25 02:31	1
m-Xylene & p-Xylene	ND		0.0216	0.00468	mg/Kg	☼	12/16/25 19:12	12/22/25 02:31	1
Naphthalene	ND		0.0108	0.00831	mg/Kg	☼	12/16/25 19:12	12/22/25 02:31	1
n-Butylbenzene	ND		0.0108	0.00380	mg/Kg	☼	12/16/25 19:12	12/22/25 02:31	1
n-Heptane	ND		0.0216	0.0216	mg/Kg	☼	12/16/25 19:12	12/22/25 02:31	1
N-Propylbenzene	ND		0.0108	0.00224	mg/Kg	☼	12/16/25 19:12	12/22/25 02:31	1

Eurofins Raleigh

Client Sample Results

Client: S&ME Inc
Project/Site: Lyon Park

Job ID: 752-40215-1

Client Sample ID: SED-Dup

Lab Sample ID: 752-40215-7

Date Collected: 12/11/25 00:00

Matrix: Solid

Date Received: 12/11/25 17:05

Percent Solids: 74.3

Method: SW846 8260D - Volatile Organic Compounds by GC/MS (Continued)

Analyte	Result	Qualifier	RL	MDL	Unit	D	Prepared	Analyzed	Dil Fac
o-Xylene	ND		0.0108	0.00285	mg/Kg	☼	12/16/25 19:12	12/22/25 02:31	1
sec-Butylbenzene	ND		0.0108	0.00246	mg/Kg	☼	12/16/25 19:12	12/22/25 02:31	1
Styrene	ND		0.0108	0.00548	mg/Kg	☼	12/16/25 19:12	12/22/25 02:31	1
tert-Butylbenzene	ND		0.0108	0.00257	mg/Kg	☼	12/16/25 19:12	12/22/25 02:31	1
1,1,1,2-Tetrachloroethane	ND		0.0108	0.00213	mg/Kg	☼	12/16/25 19:12	12/22/25 02:31	1
1,1,2,2-Tetrachloroethane	ND		0.0108	0.00281	mg/Kg	☼	12/16/25 19:12	12/22/25 02:31	1
Tetrachloroethene	ND		0.0108	0.00176	mg/Kg	☼	12/16/25 19:12	12/22/25 02:31	1
Toluene	ND		0.0108	0.00212	mg/Kg	☼	12/16/25 19:12	12/22/25 02:31	1
trans-1,4-Dichloro-2-butene	ND		0.0216	0.0109	mg/Kg	☼	12/16/25 19:12	12/22/25 02:31	1
trans-1,2-Dichloroethene	ND		0.0108	0.00261	mg/Kg	☼	12/16/25 19:12	12/22/25 02:31	1
trans-1,3-Dichloropropene	ND		0.0108	0.00222	mg/Kg	☼	12/16/25 19:12	12/22/25 02:31	1
1,2,3-Trichlorobenzene	ND		0.0108	0.00563	mg/Kg	☼	12/16/25 19:12	12/22/25 02:31	1
1,2,4-Trichlorobenzene	ND		0.0108	0.00434	mg/Kg	☼	12/16/25 19:12	12/22/25 02:31	1
1,1,1-Trichloroethane	ND		0.0108	0.00311	mg/Kg	☼	12/16/25 19:12	12/22/25 02:31	1
1,1,2-Trichloroethane	ND		0.0108	0.00194	mg/Kg	☼	12/16/25 19:12	12/22/25 02:31	1
Trichloroethene	ND		0.0108	0.00150	mg/Kg	☼	12/16/25 19:12	12/22/25 02:31	1
Trichlorofluoromethane	ND	*+	0.0108	0.00408	mg/Kg	☼	12/16/25 19:12	12/22/25 02:31	1
1,2,3-Trichloropropane	ND		0.0108	0.00289	mg/Kg	☼	12/16/25 19:12	12/22/25 02:31	1
1,1,2-Trichloro-1,2,2-trifluoroethane	ND	*+	0.0216	0.00214	mg/Kg	☼	12/16/25 19:12	12/22/25 02:31	1
1,2,4-Trimethylbenzene	ND		0.0108	0.00253	mg/Kg	☼	12/16/25 19:12	12/22/25 02:31	1
1,3,5-Trimethylbenzene	ND		0.0108	0.00268	mg/Kg	☼	12/16/25 19:12	12/22/25 02:31	1
Vinyl acetate	ND		0.0216	0.00717	mg/Kg	☼	12/16/25 19:12	12/22/25 02:31	1
Vinyl chloride	ND		0.0216	0.00356	mg/Kg	☼	12/16/25 19:12	12/22/25 02:31	1
Xylenes, Total	ND		0.0108	0.00285	mg/Kg	☼	12/16/25 19:12	12/22/25 02:31	1

Surrogate	%Recovery	Qualifier	Limits	Prepared	Analyzed	Dil Fac
4-Bromofluorobenzene	106		67 - 127	12/16/25 19:12	12/22/25 02:31	1
Dibromofluoromethane	108		80 - 119	12/16/25 19:12	12/22/25 02:31	1
Toluene-d8 (Surr)	93		71 - 129	12/16/25 19:12	12/22/25 02:31	1

Method: SW846 8270E SIM ID - Semivolatile Organic Compounds (GC/MS SIM / Isotope Dilution)

Analyte	Result	Qualifier	RL	MDL	Unit	D	Prepared	Analyzed	Dil Fac
1,4-Dioxane	ND		0.00321	0.00321	mg/Kg	☼	12/16/25 12:35	12/20/25 00:11	2

Isotope Dilution	%Recovery	Qualifier	Limits	Prepared	Analyzed	Dil Fac
1,4-Dioxane-d8	62		10 - 150	12/16/25 12:35	12/20/25 00:11	2

Method: SW846 8270E - Semivolatile Organic Compounds (GC-MS/MS)

Analyte	Result	Qualifier	RL	MDL	Unit	D	Prepared	Analyzed	Dil Fac
1,1'-Biphenyl	ND	*+	0.417	0.0121	mg/Kg	☼	12/15/25 15:45	12/16/25 21:36	1
2,4,5-Trichlorophenol	ND		0.417	0.0417	mg/Kg	☼	12/15/25 15:45	12/16/25 21:36	1
2,4,6-Trichlorophenol	ND	*+	0.417	0.0417	mg/Kg	☼	12/15/25 15:45	12/16/25 21:36	1
2,4-Dichlorophenol	ND		0.417	0.0417	mg/Kg	☼	12/15/25 15:45	12/16/25 21:36	1
2,4-Dimethylphenol	ND		0.417	0.0417	mg/Kg	☼	12/15/25 15:45	12/16/25 21:36	1
2,4-Dinitrophenol	ND	*+	1.25	0.0417	mg/Kg	☼	12/15/25 15:45	12/16/25 21:36	1
2,4-Dinitrotoluene	ND	*+	0.417	0.0417	mg/Kg	☼	12/15/25 15:45	12/16/25 21:36	1
2,6-Dinitrotoluene	ND	*+	0.417	0.0417	mg/Kg	☼	12/15/25 15:45	12/16/25 21:36	1
2-Chloronaphthalene	ND	*+	0.417	0.0417	mg/Kg	☼	12/15/25 15:45	12/16/25 21:36	1
2-Chlorophenol	ND		0.417	0.0417	mg/Kg	☼	12/15/25 15:45	12/16/25 21:36	1
2-Methylnaphthalene	ND		0.417	0.0417	mg/Kg	☼	12/15/25 15:45	12/16/25 21:36	1
2-Methylphenol	ND		0.417	0.0417	mg/Kg	☼	12/15/25 15:45	12/16/25 21:36	1

Eurofins Raleigh

Client Sample Results

Client: S&ME Inc
Project/Site: Lyon Park

Job ID: 752-40215-1

Client Sample ID: SED-Dup

Lab Sample ID: 752-40215-7

Date Collected: 12/11/25 00:00

Matrix: Solid

Date Received: 12/11/25 17:05

Percent Solids: 74.3

Method: SW846 8270E - Semivolatile Organic Compounds (GC-MS/MS) (Continued)

Analyte	Result	Qualifier	RL	MDL	Unit	D	Prepared	Analyzed	Dil Fac
2-Nitroaniline	ND	*+	0.417	0.0417	mg/Kg	☼	12/15/25 15:45	12/16/25 21:36	1
2-Nitrophenol	ND		0.417	0.0417	mg/Kg	☼	12/15/25 15:45	12/16/25 21:36	1
3 & 4 Methylphenol	ND		0.835	0.0417	mg/Kg	☼	12/15/25 15:45	12/16/25 21:36	1
3,3'-Dichlorobenzidine	ND		0.417	0.0417	mg/Kg	☼	12/15/25 15:45	12/16/25 21:36	1
3-Nitroaniline	ND		0.417	0.0417	mg/Kg	☼	12/15/25 15:45	12/16/25 21:36	1
4,6-Dinitro-2-methylphenol	ND	*+	0.417	0.0417	mg/Kg	☼	12/15/25 15:45	12/16/25 21:36	1
4-Bromophenyl phenyl ether	ND		0.417	0.0417	mg/Kg	☼	12/15/25 15:45	12/16/25 21:36	1
4-Chloro-3-methylphenol	ND		0.417	0.0417	mg/Kg	☼	12/15/25 15:45	12/16/25 21:36	1
4-Chloroaniline	ND		0.417	0.0417	mg/Kg	☼	12/15/25 15:45	12/16/25 21:36	1
4-Chlorophenyl phenyl ether	ND		0.417	0.0417	mg/Kg	☼	12/15/25 15:45	12/16/25 21:36	1
4-Nitroaniline	ND	*+	0.417	0.0417	mg/Kg	☼	12/15/25 15:45	12/16/25 21:36	1
4-Nitrophenol	ND		0.417	0.0417	mg/Kg	☼	12/15/25 15:45	12/16/25 21:36	1
Acenaphthene	ND		0.417	0.0417	mg/Kg	☼	12/15/25 15:45	12/16/25 21:36	1
Acenaphthylene	ND		0.417	0.0417	mg/Kg	☼	12/15/25 15:45	12/16/25 21:36	1
Acetophenone	ND		0.417	0.0417	mg/Kg	☼	12/15/25 15:45	12/16/25 21:36	1
Anthracene	ND		0.417	0.0417	mg/Kg	☼	12/15/25 15:45	12/16/25 21:36	1
Atrazine	ND		0.417	0.0417	mg/Kg	☼	12/15/25 15:45	12/16/25 21:36	1
Benzaldehyde	ND		0.417	0.0417	mg/Kg	☼	12/15/25 15:45	12/16/25 21:36	1
Benzo[a]anthracene	0.146	J	0.417	0.0417	mg/Kg	☼	12/15/25 15:45	12/16/25 21:36	1
Benzo[a]pyrene	0.284	J	0.417	0.0417	mg/Kg	☼	12/15/25 15:45	12/16/25 21:36	1
Benzo[b]fluoranthene	0.377	J	0.417	0.00177	mg/Kg	☼	12/15/25 15:45	12/16/25 21:36	1
Benzo[g,h,i]perylene	0.199	J	0.417	0.0417	mg/Kg	☼	12/15/25 15:45	12/16/25 21:36	1
Benzo[k]fluoranthene	0.117	J	0.417	0.0417	mg/Kg	☼	12/15/25 15:45	12/16/25 21:36	1
bis (2-chloroisopropyl) ether	ND		0.417	0.0417	mg/Kg	☼	12/15/25 15:45	12/16/25 21:36	1
Bis(2-chloroethoxy)methane	ND		0.417	0.0417	mg/Kg	☼	12/15/25 15:45	12/16/25 21:36	1
Bis(2-chloroethyl)ether	ND		0.417	0.0417	mg/Kg	☼	12/15/25 15:45	12/16/25 21:36	1
Bis(2-ethylhexyl) phthalate	ND		0.417	0.126	mg/Kg	☼	12/15/25 15:45	12/16/25 21:36	1
Butyl benzyl phthalate	ND		0.417	0.0417	mg/Kg	☼	12/15/25 15:45	12/16/25 21:36	1
Caprolactam	0.284	J*+	0.417	0.0417	mg/Kg	☼	12/15/25 15:45	12/16/25 21:36	1
Carbazole	ND		0.417	0.0417	mg/Kg	☼	12/15/25 15:45	12/16/25 21:36	1
Chrysene	0.174	J	0.417	0.0417	mg/Kg	☼	12/15/25 15:45	12/16/25 21:36	1
Dibenz(a,h)anthracene	0.0426	J	0.417	0.0417	mg/Kg	☼	12/15/25 15:45	12/16/25 21:36	1
Dibenzofuran	ND	*+	0.417	0.0417	mg/Kg	☼	12/15/25 15:45	12/16/25 21:36	1
Diethyl phthalate	ND		0.417	0.0417	mg/Kg	☼	12/15/25 15:45	12/16/25 21:36	1
Dimethyl phthalate	ND		0.417	0.0417	mg/Kg	☼	12/15/25 15:45	12/16/25 21:36	1
Di-n-butyl phthalate	ND		1.25	0.379	mg/Kg	☼	12/15/25 15:45	12/16/25 21:36	1
Di-n-octyl phthalate	ND		0.417	0.0417	mg/Kg	☼	12/15/25 15:45	12/16/25 21:36	1
Fluoranthene	0.183	J	0.417	0.0417	mg/Kg	☼	12/15/25 15:45	12/16/25 21:36	1
Fluorene	ND		0.417	0.0417	mg/Kg	☼	12/15/25 15:45	12/16/25 21:36	1
Hexachlorobenzene	ND		0.417	0.0417	mg/Kg	☼	12/15/25 15:45	12/16/25 21:36	1
Hexachlorobutadiene	ND		0.417	0.0417	mg/Kg	☼	12/15/25 15:45	12/16/25 21:36	1
Hexachlorocyclopentadiene	ND		0.417	0.0417	mg/Kg	☼	12/15/25 15:45	12/16/25 21:36	1
Hexachloroethane	ND		0.417	0.0417	mg/Kg	☼	12/15/25 15:45	12/16/25 21:36	1
Indeno[1,2,3-cd]pyrene	0.211	J	0.417	0.0417	mg/Kg	☼	12/15/25 15:45	12/16/25 21:36	1
Isophorone	ND		0.417	0.0417	mg/Kg	☼	12/15/25 15:45	12/16/25 21:36	1
Naphthalene	ND		0.417	0.0417	mg/Kg	☼	12/15/25 15:45	12/16/25 21:36	1
Nitrobenzene	ND		0.417	0.0417	mg/Kg	☼	12/15/25 15:45	12/16/25 21:36	1
N-Nitrosodi-n-propylamine	ND		0.417	0.0417	mg/Kg	☼	12/15/25 15:45	12/16/25 21:36	1
N-Nitrosodiphenylamine	ND	*+	0.417	0.0417	mg/Kg	☼	12/15/25 15:45	12/16/25 21:36	1

Eurofins Raleigh

Client Sample Results

Client: S&ME Inc
Project/Site: Lyon Park

Job ID: 752-40215-1

Client Sample ID: SED-Dup

Lab Sample ID: 752-40215-7

Date Collected: 12/11/25 00:00

Matrix: Solid

Date Received: 12/11/25 17:05

Percent Solids: 74.3

Method: SW846 8270E - Semivolatile Organic Compounds (GC-MS/MS) (Continued)

Analyte	Result	Qualifier	RL	MDL	Unit	D	Prepared	Analyzed	Dil Fac
Pentachlorophenol	ND		0.417	0.0417	mg/Kg	☼	12/15/25 15:45	12/16/25 21:36	1
Phenanthrene	0.0795	J	0.417	0.0417	mg/Kg	☼	12/15/25 15:45	12/16/25 21:36	1
Phenol	ND		0.417	0.0417	mg/Kg	☼	12/15/25 15:45	12/16/25 21:36	1
Pyrene	0.192	J	0.417	0.0417	mg/Kg	☼	12/15/25 15:45	12/16/25 21:36	1
Surrogate	%Recovery	Qualifier	Limits				Prepared	Analyzed	Dil Fac
2,4,6-Tribromophenol (Surr)	77		40 - 140				12/15/25 15:45	12/16/25 21:36	1
2-Fluorobiphenyl (Surr)	113		40 - 140				12/15/25 15:45	12/16/25 21:36	1
2-Fluorophenol (Surr)	112		40 - 140				12/15/25 15:45	12/16/25 21:36	1
Nitrobenzene-d5 (Surr)	103		40 - 140				12/15/25 15:45	12/16/25 21:36	1
Phenol-d5 (Surr)	98		40 - 140				12/15/25 15:45	12/16/25 21:36	1
Terphenyl-d14 (Surr)	109		40 - 140				12/15/25 15:45	12/16/25 21:36	1

Method: SW846 9056A - Anions, Ion Chromatography - Soluble

Analyte	Result	Qualifier	RL	MDL	Unit	D	Prepared	Analyzed	Dil Fac
Nitrate as N	ND		3.32	0.963	mg/Kg	☼		12/20/25 19:16	1
Sulfate	16.3		13.3	13.0	mg/Kg	☼		12/20/25 19:16	1

Method: SW846 6020B - Metals (ICP/MS)

Analyte	Result	Qualifier	RL	MDL	Unit	D	Prepared	Analyzed	Dil Fac
Antimony	0.312	J	0.882	0.202	mg/Kg	☼	12/16/25 06:55	12/17/25 02:48	5
Arsenic	1.61	B	0.529	0.0472	mg/Kg	☼	12/16/25 06:55	12/17/25 02:48	5
Barium	25.0		2.20	0.0125	mg/Kg	☼	12/16/25 06:55	12/17/25 02:48	5
Beryllium	0.129	J	0.441	0.0309	mg/Kg	☼	12/16/25 06:55	12/17/25 19:12	5
Cadmium	0.0769	J	0.441	0.0144	mg/Kg	☼	12/16/25 06:55	12/17/25 19:12	5
Chromium	16.0		0.882	0.182	mg/Kg	☼	12/16/25 06:55	12/17/25 02:48	5
Cobalt	5.33		0.661	0.0250	mg/Kg	☼	12/16/25 06:55	12/17/25 02:48	5
Copper	18.0		0.441	0.0459	mg/Kg	☼	12/16/25 06:55	12/17/25 02:48	5
Lead	53.4		0.441	0.0520	mg/Kg	☼	12/16/25 06:55	12/17/25 02:48	5
Manganese	106		0.882	0.0542	mg/Kg	☼	12/16/25 06:55	12/17/25 02:48	5
Nickel	15.3		0.882	0.0231	mg/Kg	☼	12/16/25 06:55	12/17/25 02:48	5
Selenium	ND		2.20	0.157	mg/Kg	☼	12/16/25 06:55	12/17/25 19:12	5
Silver	0.0126	J ++	0.220	0.00256	mg/Kg	☼	12/16/25 06:55	12/17/25 02:48	5
Thallium	ND		0.617	0.0372	mg/Kg	☼	12/16/25 06:55	12/17/25 02:48	5
Vanadium	22.0	B	0.882	0.111	mg/Kg	☼	12/16/25 06:55	12/17/25 02:48	5
Zinc	55.5		2.20	1.83	mg/Kg	☼	12/16/25 06:55	12/17/25 02:48	5

Method: SW846 7471B - Mercury (CVAA)

Analyte	Result	Qualifier	RL	MDL	Unit	D	Prepared	Analyzed	Dil Fac
Mercury	0.0194	J B	0.132	0.0192	mg/Kg	☼	12/17/25 12:55	12/18/25 15:37	1

General Chemistry

Analyte	Result	Qualifier	RL	MDL	Unit	D	Prepared	Analyzed	Dil Fac
Cr (VI) (SW846 7199)	ND		1.32	0.132	mg/Kg	☼	12/18/25 09:22	12/19/25 23:52	1

General Chemistry - Soluble

Analyte	Result	Qualifier	RL	MDL	Unit	D	Prepared	Analyzed	Dil Fac
Ammonia (as N) (EPA 350.1)	ND		1.31	0.421	mg/Kg	☼		12/23/25 11:09	1

Client Sample Results

Client: S&ME Inc
Project/Site: Lyon Park

Job ID: 752-40215-1

Client Sample ID: Trip Blank

Lab Sample ID: 752-40215-8

Date Collected: 12/11/25 00:00

Matrix: Water

Date Received: 12/11/25 17:05

Method: SW846 8260D - Volatile Organic Compounds by GC/MS

Analyte	Result	Qualifier	RL	MDL	Unit	D	Prepared	Analyzed	Dil Fac
Acetone	ND		10.0	4.04	ug/L			12/21/25 23:29	1
Benzene	ND		1.00	0.200	ug/L			12/21/25 23:29	1
Bromobenzene	ND		1.00	0.222	ug/L			12/21/25 23:29	1
Bromoform	ND		1.00	0.458	ug/L			12/21/25 23:29	1
Bromomethane	ND	+	1.00	0.470	ug/L			12/21/25 23:29	1
2-Butanone (MEK)	ND		10.0	2.81	ug/L			12/21/25 23:29	1
Carbon disulfide	ND		2.00	0.526	ug/L			12/21/25 23:29	1
Carbon tetrachloride	ND		1.00	0.221	ug/L			12/21/25 23:29	1
Chlorobenzene	ND		1.00	0.202	ug/L			12/21/25 23:29	1
Chlorobromomethane	ND		1.00	0.328	ug/L			12/21/25 23:29	1
Chlorodibromomethane	ND		1.00	0.442	ug/L			12/21/25 23:29	1
Chloroethane	ND		1.00	0.374	ug/L			12/21/25 23:29	1
Chloroform	ND		1.00	0.216	ug/L			12/21/25 23:29	1
Chloromethane	ND		1.00	0.371	ug/L			12/21/25 23:29	1
2-Chlorotoluene	ND		1.00	0.228	ug/L			12/21/25 23:29	1
4-Chlorotoluene	ND		1.00	0.212	ug/L			12/21/25 23:29	1
cis-1,2-Dichloroethene	ND		1.00	0.227	ug/L			12/21/25 23:29	1
cis-1,3-Dichloropropene	ND		1.00	0.226	ug/L			12/21/25 23:29	1
1,2-Dibromo-3-Chloropropane	ND		1.00	0.450	ug/L			12/21/25 23:29	1
Dibromomethane	ND		1.00	0.318	ug/L			12/21/25 23:29	1
1,2-Dichlorobenzene	ND		1.00	0.320	ug/L			12/21/25 23:29	1
1,3-Dichlorobenzene	ND		1.00	0.340	ug/L			12/21/25 23:29	1
1,4-Dichlorobenzene	ND		1.00	0.320	ug/L			12/21/25 23:29	1
Dichlorobromomethane	ND		1.00	0.222	ug/L			12/21/25 23:29	1
1,1-Dichloroethane	ND		1.00	0.214	ug/L			12/21/25 23:29	1
1,2-Dichloroethane	ND		1.00	0.212	ug/L			12/21/25 23:29	1
1,1-Dichloroethene	ND		1.00	0.279	ug/L			12/21/25 23:29	1
1,2-Dichloropropane	ND		1.00	0.207	ug/L			12/21/25 23:29	1
1,3-Dichloropropane	ND		1.00	0.206	ug/L			12/21/25 23:29	1
2,2-Dichloropropane	ND		1.00	0.286	ug/L			12/21/25 23:29	1
1,1-Dichloropropene	ND		1.00	0.267	ug/L			12/21/25 23:29	1
Ethyl acetate	ND		10.0	5.93	ug/L			12/21/25 23:29	1
Ethylbenzene	ND		1.00	0.280	ug/L			12/21/25 23:29	1
Ethylene Dibromide	ND		1.00	0.199	ug/L			12/21/25 23:29	1
Hexachlorobutadiene	ND		1.00	0.850	ug/L			12/21/25 23:29	1
Hexane	ND		10.0	3.63	ug/L			12/21/25 23:29	1
2-Hexanone	ND		10.0	3.47	ug/L			12/21/25 23:29	1
Iodomethane	ND		2.00	0.403	ug/L			12/21/25 23:29	1
Isopropylbenzene	ND		1.00	0.269	ug/L			12/21/25 23:29	1
Isopropyl ether	ND		5.00	2.84	ug/L			12/21/25 23:29	1
4-Isopropyltoluene	ND		1.00	0.430	ug/L			12/21/25 23:29	1
Methylene Chloride	ND		5.00	2.36	ug/L			12/21/25 23:29	1
4-Methyl-2-pentanone (MIBK)	ND		10.0	3.24	ug/L			12/21/25 23:29	1
Methyl tert-butyl ether	ND		1.00	0.175	ug/L			12/21/25 23:29	1
m-Xylene & p-Xylene	ND		2.00	0.372	ug/L			12/21/25 23:29	1
Naphthalene	ND		2.00	1.56	ug/L			12/21/25 23:29	1
n-Butylbenzene	ND		1.00	0.690	ug/L			12/21/25 23:29	1
n-Heptane	ND		10.0	3.05	ug/L			12/21/25 23:29	1
N-Propylbenzene	ND		1.00	0.239	ug/L			12/21/25 23:29	1

Eurofins Raleigh

Client Sample Results

Client: S&ME Inc
Project/Site: Lyon Park

Job ID: 752-40215-1

Client Sample ID: Trip Blank

Lab Sample ID: 752-40215-8

Date Collected: 12/11/25 00:00

Matrix: Water

Date Received: 12/11/25 17:05

Method: SW846 8260D - Volatile Organic Compounds by GC/MS (Continued)

Analyte	Result	Qualifier	RL	MDL	Unit	D	Prepared	Analyzed	Dil Fac
o-Xylene	ND		1.00	0.270	ug/L			12/21/25 23:29	1
sec-Butylbenzene	ND		1.00	0.480	ug/L			12/21/25 23:29	1
Styrene	ND		1.00	0.194	ug/L			12/21/25 23:29	1
tert-Butylbenzene	ND		1.00	0.393	ug/L			12/21/25 23:29	1
1,1,1,2-Tetrachloroethane	ND		1.00	0.237	ug/L			12/21/25 23:29	1
1,1,2,2-Tetrachloroethane	ND		1.00	0.231	ug/L			12/21/25 23:29	1
Tetrachloroethene	ND		1.00	0.193	ug/L			12/21/25 23:29	1
Toluene	ND		1.00	0.197	ug/L			12/21/25 23:29	1
trans-1,4-Dichloro-2-butene	ND		10.0	3.81	ug/L			12/21/25 23:29	1
trans-1,2-Dichloroethene	ND		1.00	0.266	ug/L			12/21/25 23:29	1
trans-1,3-Dichloropropene	ND		2.00	0.433	ug/L			12/21/25 23:29	1
1,2,3-Trichlorobenzene	ND		1.00	0.550	ug/L			12/21/25 23:29	1
1,2,4-Trichlorobenzene	ND		1.00	0.700	ug/L			12/21/25 23:29	1
1,1,1-Trichloroethane	ND		1.00	0.227	ug/L			12/21/25 23:29	1
1,1,2-Trichloroethane	ND		1.00	0.209	ug/L			12/21/25 23:29	1
Trichloroethene	ND		1.00	0.211	ug/L			12/21/25 23:29	1
Trichlorofluoromethane	ND		1.00	0.399	ug/L			12/21/25 23:29	1
1,2,3-Trichloropropane	ND		1.00	0.373	ug/L			12/21/25 23:29	1
1,1,2-Trichloro-1,2,2-trifluoroethane	ND		5.00	0.270	ug/L			12/21/25 23:29	1
1,2,4-Trimethylbenzene	ND		1.00	0.237	ug/L			12/21/25 23:29	1
1,3,5-Trimethylbenzene	ND		1.00	0.280	ug/L			12/21/25 23:29	1
Vinyl acetate	ND		10.0	2.64	ug/L			12/21/25 23:29	1
Vinyl chloride	ND		1.00	0.304	ug/L			12/21/25 23:29	1
Xylenes, Total	ND		1.00	0.270	ug/L			12/21/25 23:29	1

Surrogate	%Recovery	Qualifier	Limits	Prepared	Analyzed	Dil Fac
4-Bromofluorobenzene	99		70 - 126		12/21/25 23:29	1
Dibromofluoromethane	102		77 - 121		12/21/25 23:29	1
Toluene-d8 (Surr)	100		79 - 119		12/21/25 23:29	1

Surrogate Summary

Client: S&ME Inc
Project/Site: Lyon Park

Job ID: 752-40215-1

Method: 8260D - Volatile Organic Compounds by GC/MS

Matrix: Solid

Prep Type: Total/NA

Lab Sample ID	Client Sample ID	Percent Surrogate Recovery (Acceptance Limits)		
		BFB (67-127)	DBFM (80-119)	TOL (71-129)
752-40215-1	SED-1	105	109	98
752-40215-2	SED-2	106	126 S1+	107
752-40215-3	SED-3	105	120 S1+	108
752-40215-4	SED-4	111	120 S1+	100
752-40215-5	SED-5	105	122 S1+	107
752-40215-6	SED-6	106	109	96
752-40215-7	SED-Dup	106	108	93
LCS 705-103388/1001	Lab Control Sample	109	115	109
LCS 705-103388/2	Lab Control Sample Dup	104	117	112
LCS 705-103388/4	Lab Control Sample Dup	102	110	95
MB 705-103388/6	Method Blank	108	114	101

Surrogate Legend

BFB = 4-Bromofluorobenzene
DBFM = Dibromofluoromethane
TOL = Toluene-d8 (Surr)

Method: 8260D - Volatile Organic Compounds by GC/MS

Matrix: Water

Prep Type: Total/NA

Lab Sample ID	Client Sample ID	Percent Surrogate Recovery (Acceptance Limits)		
		BFB (70-126)	DBFM (77-121)	TOL (79-119)
752-40215-8	Trip Blank	99	102	100
LCS 705-103408/1001	Lab Control Sample	101	98	99
LCS 705-103408/1002	Lab Control Sample	103	101	101
MB 705-103408/29	Method Blank	98	98	95

Surrogate Legend

BFB = 4-Bromofluorobenzene
DBFM = Dibromofluoromethane
TOL = Toluene-d8 (Surr)

Method: 8270E - Semivolatile Organic Compounds (GC-MS/MS)

Matrix: Solid

Prep Type: Total/NA

Lab Sample ID	Client Sample ID	Percent Surrogate Recovery (Acceptance Limits)					
		TBP (40-140)	FBP (40-140)	2FP (40-140)	NBZ (40-140)	PHL (40-140)	TPHL (40-140)
752-40215-1	SED-1	104	96	106	99	96	105
752-40215-2	SED-2	96	111	110	104	101	106
752-40215-3	SED-3	95	112	106	98	96	105
752-40215-4	SED-4	84	95	104	98	95	100
752-40215-5	SED-5	80	82	93	91	84	93
752-40215-6	SED-6	83	97	114	109	101	115
752-40215-7	SED-Dup	77	113	112	103	98	109
LCS 400-733853/2-A	Lab Control Sample	155 S1+	137	128	117	107	122
MB 400-733853/1-A	Method Blank	124	125	112	100	96	107

Surrogate Legend

TBP = 2,4,6-Tribromophenol (Surr)
FBP = 2-Fluorobiphenyl (Surr)

Eurofins Raleigh

Surrogate Summary

Client: S&ME Inc

Project/Site: Lyon Park

2FP = 2-Fluorophenol (Surr)

NBZ = Nitrobenzene-d5 (Surr)

PHL = Phenol-d5 (Surr)

TPHL = Terphenyl-d14 (Surr)

Job ID: 752-40215-1

1

2

3

4

5

6

7

8

9

10

11

12

13

14

15

16

Isotope Dilution Summary

Client: S&ME Inc
Project/Site: Lyon Park

Job ID: 752-40215-1

Method: 8270E SIM ID - Semivolatile Organic Compounds (GC/MS SIM / Isotope Dilution)

Matrix: Solid

Prep Type: Total/NA

Percent Isotope Dilution Recovery (Acceptance Limits)

Lab Sample ID	Client Sample ID	DXE (10-150)
752-40215-1	SED-1	54
752-40215-1 MS	SED-1	65
752-40215-1 MSD	SED-1	61
752-40215-2	SED-2	62
752-40215-3	SED-3	62
752-40215-4	SED-4	59
752-40215-5	SED-5	61
752-40215-6	SED-6	61
752-40215-7	SED-Dup	62
LCS 400-733941/2-A	Lab Control Sample	74
MB 400-733941/1-A	Method Blank	73

Surrogate Legend

DXE = 1,4-Dioxane-d8

QC Sample Results

Client: S&ME Inc
Project/Site: Lyon Park

Job ID: 752-40215-1

Method: 8260D - Volatile Organic Compounds by GC/MS

Lab Sample ID: MB 705-103388/6
Matrix: Solid
Analysis Batch: 103388

Client Sample ID: Method Blank
Prep Type: Total/NA

Analyte	MB	MB	RL	MDL	Unit	D	Prepared	Analyzed	Dil Fac
	Result	Qualifier							
Acetone	ND		0.100	0.0221	mg/Kg			12/21/25 23:37	1
Benzene	ND		0.00500	0.000756	mg/Kg			12/21/25 23:37	1
Bromobenzene	ND		0.00500	0.000943	mg/Kg			12/21/25 23:37	1
Bromoform	ND		0.00500	0.00212	mg/Kg			12/21/25 23:37	1
Bromomethane	ND		0.00500	0.00197	mg/Kg			12/21/25 23:37	1
2-Butanone (MEK)	ND		0.0500	0.00556	mg/Kg			12/21/25 23:37	1
Carbon disulfide	ND		0.0100	0.00256	mg/Kg			12/21/25 23:37	1
Carbon tetrachloride	ND		0.00500	0.000947	mg/Kg			12/21/25 23:37	1
Chlorobenzene	ND		0.00500	0.000839	mg/Kg			12/21/25 23:37	1
Chlorobromomethane	ND		0.00500	0.00120	mg/Kg			12/21/25 23:37	1
Chlorodibromomethane	ND		0.00500	0.000795	mg/Kg			12/21/25 23:37	1
Chloroethane	ND		0.0100	0.00189	mg/Kg			12/21/25 23:37	1
Chloroform	ND		0.00500	0.000969	mg/Kg			12/21/25 23:37	1
Chloromethane	ND		0.0100	0.00148	mg/Kg			12/21/25 23:37	1
2-Chlorotoluene	ND		0.00500	0.00108	mg/Kg			12/21/25 23:37	1
4-Chlorotoluene	ND		0.00500	0.00109	mg/Kg			12/21/25 23:37	1
cis-1,2-Dichloroethene	ND		0.00500	0.00120	mg/Kg			12/21/25 23:37	1
cis-1,3-Dichloropropene	ND		0.00500	0.00117	mg/Kg			12/21/25 23:37	1
1,2-Dibromo-3-Chloropropane	ND		0.00500	0.00206	mg/Kg			12/21/25 23:37	1
Dibromomethane	ND		0.00500	0.00101	mg/Kg			12/21/25 23:37	1
1,2-Dichlorobenzene	ND		0.00500	0.00108	mg/Kg			12/21/25 23:37	1
1,3-Dichlorobenzene	ND		0.00500	0.000796	mg/Kg			12/21/25 23:37	1
1,4-Dichlorobenzene	ND		0.00500	0.00116	mg/Kg			12/21/25 23:37	1
Dichlorobromomethane	ND		0.00500	0.000938	mg/Kg			12/21/25 23:37	1
1,1-Dichloroethane	ND		0.00500	0.000905	mg/Kg			12/21/25 23:37	1
1,2-Dichloroethane	ND		0.00500	0.00121	mg/Kg			12/21/25 23:37	1
1,1-Dichloroethene	ND		0.00500	0.00119	mg/Kg			12/21/25 23:37	1
1,2-Dichloropropane	ND		0.00500	0.000685	mg/Kg			12/21/25 23:37	1
1,3-Dichloropropane	ND		0.00500	0.00115	mg/Kg			12/21/25 23:37	1
2,2-Dichloropropane	ND		0.00500	0.00116	mg/Kg			12/21/25 23:37	1
1,1-Dichloropropene	ND		0.00500	0.00102	mg/Kg			12/21/25 23:37	1
Ethyl acetate	ND		0.0500	0.0500	mg/Kg			12/21/25 23:37	1
Ethylbenzene	ND		0.00500	0.00107	mg/Kg			12/21/25 23:37	1
Ethylene Dibromide	ND		0.00500	0.000873	mg/Kg			12/21/25 23:37	1
Hexachlorobutadiene	ND		0.00500	0.00160	mg/Kg			12/21/25 23:37	1
Hexane	ND		0.0100	0.0100	mg/Kg			12/21/25 23:37	1
2-Hexanone	ND		0.0100	0.00737	mg/Kg			12/21/25 23:37	1
Iodomethane	ND		0.0100	0.00191	mg/Kg			12/21/25 23:37	1
Isopropylbenzene	ND		0.00500	0.00147	mg/Kg			12/21/25 23:37	1
Isopropyl ether	ND		0.0100	0.0100	mg/Kg			12/21/25 23:37	1
4-Isopropyltoluene	ND		0.00500	0.00340	mg/Kg			12/21/25 23:37	1
Methylene Chloride	ND		0.0200	0.00562	mg/Kg			12/21/25 23:37	1
4-Methyl-2-pentanone (MIBK)	ND		0.0100	0.00326	mg/Kg			12/21/25 23:37	1
Methyl tert-butyl ether	ND		0.00500	0.00175	mg/Kg			12/21/25 23:37	1
m-Xylene & p-Xylene	ND		0.0100	0.00217	mg/Kg			12/21/25 23:37	1
Naphthalene	ND		0.00500	0.00385	mg/Kg			12/21/25 23:37	1
n-Butylbenzene	ND		0.00500	0.00176	mg/Kg			12/21/25 23:37	1
n-Heptane	ND		0.0100	0.0100	mg/Kg			12/21/25 23:37	1

Eurofins Raleigh

QC Sample Results

Client: S&ME Inc
Project/Site: Lyon Park

Job ID: 752-40215-1

Method: 8260D - Volatile Organic Compounds by GC/MS (Continued)

Lab Sample ID: MB 705-103388/6

Matrix: Solid

Analysis Batch: 103388

Client Sample ID: Method Blank

Prep Type: Total/NA

Analyte	MB	MB	RL	MDL	Unit	D	Prepared	Analyzed	Dil Fac
	Result	Qualifier							
N-Propylbenzene	ND		0.00500	0.00104	mg/Kg			12/21/25 23:37	1
o-Xylene	ND		0.00500	0.00132	mg/Kg			12/21/25 23:37	1
sec-Butylbenzene	ND		0.00500	0.00114	mg/Kg			12/21/25 23:37	1
Styrene	ND		0.00500	0.00254	mg/Kg			12/21/25 23:37	1
tert-Butylbenzene	ND		0.00500	0.00119	mg/Kg			12/21/25 23:37	1
1,1,1,2-Tetrachloroethane	ND		0.00500	0.000989	mg/Kg			12/21/25 23:37	1
1,1,2,2-Tetrachloroethane	ND		0.00500	0.00130	mg/Kg			12/21/25 23:37	1
Tetrachloroethene	ND		0.00500	0.000814	mg/Kg			12/21/25 23:37	1
Toluene	ND		0.00500	0.000982	mg/Kg			12/21/25 23:37	1
trans-1,4-Dichloro-2-butene	ND		0.0100	0.00504	mg/Kg			12/21/25 23:37	1
trans-1,2-Dichloroethene	ND		0.00500	0.00121	mg/Kg			12/21/25 23:37	1
trans-1,3-Dichloropropene	ND		0.00500	0.00103	mg/Kg			12/21/25 23:37	1
1,2,3-Trichlorobenzene	ND		0.00500	0.00261	mg/Kg			12/21/25 23:37	1
1,2,4-Trichlorobenzene	ND		0.00500	0.00201	mg/Kg			12/21/25 23:37	1
1,1,1-Trichloroethane	ND		0.00500	0.00144	mg/Kg			12/21/25 23:37	1
1,1,2-Trichloroethane	ND		0.00500	0.000900	mg/Kg			12/21/25 23:37	1
Trichloroethene	ND		0.00500	0.000694	mg/Kg			12/21/25 23:37	1
Trichlorofluoromethane	ND		0.00500	0.00189	mg/Kg			12/21/25 23:37	1
1,2,3-Trichloropropane	ND		0.00500	0.00134	mg/Kg			12/21/25 23:37	1
1,1,2-Trichloro-1,2,2-trifluoroethane	ND		0.0100	0.000993	mg/Kg			12/21/25 23:37	1
1,2,4-Trimethylbenzene	ND		0.00500	0.00117	mg/Kg			12/21/25 23:37	1
1,3,5-Trimethylbenzene	ND		0.00500	0.00124	mg/Kg			12/21/25 23:37	1
Vinyl acetate	ND		0.0100	0.00332	mg/Kg			12/21/25 23:37	1
Vinyl chloride	ND		0.0100	0.00165	mg/Kg			12/21/25 23:37	1
Xylenes, Total	ND		0.00500	0.00132	mg/Kg			12/21/25 23:37	1

Surrogate	MB	MB	Limits	Prepared	Analyzed	Dil Fac
	%Recovery	Qualifier				
4-Bromofluorobenzene	108		67 - 127		12/21/25 23:37	1
Dibromofluoromethane	114		80 - 119		12/21/25 23:37	1
Toluene-d8 (Surr)	101		71 - 129		12/21/25 23:37	1

Lab Sample ID: LCS 705-103388/1001

Matrix: Solid

Analysis Batch: 103388

Client Sample ID: Lab Control Sample

Prep Type: Total/NA

Analyte	Spike Added	LCS Result	LCS Qualifier	Unit	D	%Rec	%Rec Limits
Benzene	0.0500	0.04912		mg/Kg		98	79 - 120
Bromobenzene	0.0500	0.04678		mg/Kg		94	75 - 118
Bromoform	0.0500	0.04668		mg/Kg		93	71 - 136
Bromomethane	0.0500	0.08059	*+	mg/Kg		161	62 - 134
2-Butanone (MEK)	0.100	0.1012		mg/Kg		101	73 - 134
Carbon disulfide	0.0500	0.05753		mg/Kg		115	80 - 127
Carbon tetrachloride	0.0500	0.05056		mg/Kg		101	72 - 132
Chlorobenzene	0.0500	0.04776		mg/Kg		96	80 - 120
Chlorobromomethane	0.0500	0.05239		mg/Kg		105	79 - 122
Chlorodibromomethane	0.0500	0.04900		mg/Kg		98	81 - 123
Chloroethane	0.0500	0.1124	E *+	mg/Kg		225	66 - 130

Eurofins Raleigh

QC Sample Results

Client: S&ME Inc
Project/Site: Lyon Park

Job ID: 752-40215-1

Method: 8260D - Volatile Organic Compounds by GC/MS (Continued)

Lab Sample ID: LCS 705-103388/1001

Matrix: Solid

Analysis Batch: 103388

Client Sample ID: Lab Control Sample

Prep Type: Total/NA

Analyte	Spike Added	LCS Result	LCS Qualifier	Unit	D	%Rec	%Rec Limits
Chloroform	0.0500	0.05418		mg/Kg		108	74 - 120
Chloromethane	0.0500	0.05346		mg/Kg		107	64 - 131
2-Chlorotoluene	0.0500	0.04852		mg/Kg		97	74 - 122
4-Chlorotoluene	0.0500	0.04633		mg/Kg		93	75 - 121
cis-1,2-Dichloroethene	0.0500	0.05257		mg/Kg		105	78 - 122
cis-1,3-Dichloropropene	0.0500	0.04888		mg/Kg		98	75 - 134
1,2-Dibromo-3-Chloropropane	0.0500	0.04961		mg/Kg		99	68 - 125
Dibromomethane	0.0500	0.05471		mg/Kg		109	82 - 119
1,2-Dichlorobenzene	0.0500	0.04894		mg/Kg		98	80 - 120
1,3-Dichlorobenzene	0.0500	0.04583		mg/Kg		92	78 - 120
1,4-Dichlorobenzene	0.0500	0.04717		mg/Kg		94	79 - 120
Dichlorobromomethane	0.0500	0.05193		mg/Kg		104	80 - 122
1,1-Dichloroethane	0.0500	0.05210		mg/Kg		104	72 - 123
1,2-Dichloroethane	0.0500	0.04956		mg/Kg		99	73 - 123
1,1,1-Dichloroethene	0.0500	0.05765		mg/Kg		115	74 - 126
1,2-Dichloropropane	0.0500	0.05288		mg/Kg		106	78 - 122
1,3-Dichloropropane	0.0500	0.05013		mg/Kg		100	82 - 120
2,2-Dichloropropane	0.0500	0.05209		mg/Kg		104	70 - 132
1,1-Dichloropropene	0.0500	0.05566		mg/Kg		111	74 - 126
Ethylbenzene	0.0500	0.04850		mg/Kg		97	80 - 121
Ethylene Dibromide	0.0500	0.05083		mg/Kg		102	82 - 118
Hexachlorobutadiene	0.0500	0.04088		mg/Kg		82	81 - 123
Hexane	0.0500	0.05224		mg/Kg		104	25 - 150
2-Hexanone	0.100	0.07977	*-	mg/Kg		80	81 - 132
Iodomethane	0.0500	0.04836		mg/Kg		97	50 - 150
Isopropylbenzene	0.0500	0.04731		mg/Kg		95	72 - 129
4-Isopropyltoluene	0.0500	0.04645		mg/Kg		93	73 - 131
Methylene Chloride	0.0500	0.05512		mg/Kg		110	72 - 122
4-Methyl-2-pentanone (MIBK)	0.100	0.08547		mg/Kg		85	81 - 135
Methyl tert-butyl ether	0.0500	0.05924		mg/Kg		118	80 - 122
m-Xylene & p-Xylene	0.0500	0.04783		mg/Kg		96	79 - 123
Naphthalene	0.0500	0.04618		mg/Kg		92	66 - 128
n-Butylbenzene	0.0500	0.04783		mg/Kg		96	73 - 132
n-Heptane	0.0500	0.04297		mg/Kg		86	25 - 150
N-Propylbenzene	0.0500	0.04792		mg/Kg		96	74 - 127
o-Xylene	0.0500	0.04819		mg/Kg		96	78 - 122
sec-Butylbenzene	0.0500	0.04783		mg/Kg		96	72 - 131
Styrene	0.0500	0.04720		mg/Kg		94	79 - 128
tert-Butylbenzene	0.0500	0.04636		mg/Kg		93	73 - 128
1,1,1,2-Tetrachloroethane	0.0500	0.04698		mg/Kg		94	78 - 124
1,1,1,2,2-Tetrachloroethane	0.0500	0.04915		mg/Kg		98	73 - 121
Tetrachloroethene	0.0500	0.04347		mg/Kg		87	74 - 121
Toluene	0.0500	0.05196		mg/Kg		104	77 - 123
trans-1,4-Dichloro-2-butene	0.0500	0.05300		mg/Kg		106	50 - 150
trans-1,2-Dichloroethene	0.0500	0.05767		mg/Kg		115	76 - 124
trans-1,3-Dichloropropene	0.0500	0.05265		mg/Kg		105	70 - 131
1,2,3-Trichlorobenzene	0.0500	0.04356		mg/Kg		87	70 - 128
1,2,4-Trichlorobenzene	0.0500	0.04459		mg/Kg		89	69 - 130
1,1,1-Trichloroethane	0.0500	0.05278		mg/Kg		106	73 - 126

Eurofins Raleigh

QC Sample Results

Client: S&ME Inc
Project/Site: Lyon Park

Job ID: 752-40215-1

Method: 8260D - Volatile Organic Compounds by GC/MS (Continued)

Lab Sample ID: LCS 705-103388/1001

Matrix: Solid

Analysis Batch: 103388

Client Sample ID: Lab Control Sample

Prep Type: Total/NA

Analyte	Spike Added	LCS Result	LCS Qualifier	Unit	D	%Rec	%Rec Limits
1,1,2-Trichloroethane	0.0500	0.05520		mg/Kg		110	77 - 124
Trichloroethene	0.0500	0.04765		mg/Kg		95	79 - 121
Trichlorofluoromethane	0.0500	0.06671	*+	mg/Kg		133	77 - 128
1,2,3-Trichloropropane	0.0500	0.04626		mg/Kg		93	68 - 125
1,1,2-Trichloro-1,2,2-trifluoroethane	0.0500	0.05618		mg/Kg		112	80 - 121
1,2,4-Trimethylbenzene	0.0500	0.04662		mg/Kg		93	75 - 125
1,3,5-Trimethylbenzene	0.0500	0.04804		mg/Kg		96	74 - 128
Vinyl acetate	0.100	0.1017		mg/Kg		102	50 - 150
Vinyl chloride	0.0500	0.05061		mg/Kg		101	68 - 130
Xylenes, Total	0.100	0.09602		mg/Kg		96	79 - 122

Surrogate	LCS %Recovery	LCS Qualifier	Limits
4-Bromofluorobenzene	109		67 - 127
Dibromofluoromethane	115		80 - 119
Toluene-d8 (Surr)	109		71 - 129

Lab Sample ID: LCSD 705-103388/2

Matrix: Solid

Analysis Batch: 103388

Client Sample ID: Lab Control Sample Dup

Prep Type: Total/NA

Analyte	Spike Added	LCSD Result	LCSD Qualifier	Unit	D	%Rec	%Rec Limits	RPD	Limit
Acetone	0.100	0.1135		mg/Kg		114	70 - 131	8	50
Benzene	0.0500	0.05673		mg/Kg		113	79 - 120	14	30
Bromobenzene	0.0500	0.04886		mg/Kg		98	75 - 118	4	20
Bromoform	0.0500	0.04996		mg/Kg		100	71 - 136	7	20
Bromomethane	0.0500	0.07785	*+	mg/Kg		156	62 - 134	3	90
2-Butanone (MEK)	0.100	0.1118		mg/Kg		112	73 - 134	10	50
Carbon disulfide	0.0500	0.05919		mg/Kg		118	80 - 127	3	50
Carbon tetrachloride	0.0500	0.05811		mg/Kg		116	72 - 132	14	20
Chlorobenzene	0.0500	0.05097		mg/Kg		102	80 - 120	7	30
Chlorobromomethane	0.0500	0.05869		mg/Kg		117	79 - 122	11	20
Chlorodibromomethane	0.0500	0.05040		mg/Kg		101	81 - 123	3	20
Chloroethane	0.0500	0.1178	*+ E	mg/Kg		236	66 - 130	5	57
Chloroform	0.0500	0.05973		mg/Kg		119	74 - 120	10	20
Chloromethane	0.0500	0.05359		mg/Kg		107	64 - 131	0	99
2-Chlorotoluene	0.0500	0.05132		mg/Kg		103	74 - 122	6	20
4-Chlorotoluene	0.0500	0.04978		mg/Kg		100	75 - 121	7	20
cis-1,2-Dichloroethene	0.0500	0.05372		mg/Kg		107	78 - 122	2	20
cis-1,3-Dichloropropene	0.0500	0.05571		mg/Kg		111	75 - 134	13	20
1,2-Dibromo-3-Chloropropane	0.0500	0.05319		mg/Kg		106	68 - 125	7	20
Dibromomethane	0.0500	0.05944		mg/Kg		119	82 - 119	8	20
1,2-Dichlorobenzene	0.0500	0.05176		mg/Kg		104	80 - 120	6	20
1,3-Dichlorobenzene	0.0500	0.05050		mg/Kg		101	78 - 120	10	20
1,4-Dichlorobenzene	0.0500	0.04929		mg/Kg		99	79 - 120	4	20
Dichlorobromomethane	0.0500	0.05789		mg/Kg		116	80 - 122	11	20
1,1-Dichloroethane	0.0500	0.05635		mg/Kg		113	72 - 123	8	20
1,2-Dichloroethane	0.0500	0.05952		mg/Kg		119	73 - 123	18	20
1,1-Dichloroethane	0.0500	0.06504	*+	mg/Kg		130	74 - 126	12	30

Eurofins Raleigh

QC Sample Results

Client: S&ME Inc
Project/Site: Lyon Park

Job ID: 752-40215-1

Method: 8260D - Volatile Organic Compounds by GC/MS (Continued)

Lab Sample ID: LCSD 705-103388/2

Client Sample ID: Lab Control Sample Dup

Matrix: Solid

Prep Type: Total/NA

Analysis Batch: 103388

Analyte	Spike Added	LCSD Result	LCSD Qualifier	Unit	D	%Rec	%Rec Limits	RPD	RPD Limit
1,2-Dichloropropane	0.0500	0.05819		mg/Kg		116	78 - 122	10	20
1,3-Dichloropropane	0.0500	0.05589		mg/Kg		112	82 - 120	11	20
2,2-Dichloropropane	0.0500	0.05461		mg/Kg		109	70 - 132	5	20
1,1-Dichloropropene	0.0500	0.06151		mg/Kg		123	74 - 126	10	20
Ethylbenzene	0.0500	0.05165		mg/Kg		103	80 - 121	6	30
Ethylene Dibromide	0.0500	0.05532		mg/Kg		111	82 - 118	8	20
Hexachlorobutadiene	0.0500	0.04288		mg/Kg		86	81 - 123	5	20
Hexane	0.0500	0.05790		mg/Kg		116	25 - 150	10	50
2-Hexanone	0.100	0.08463		mg/Kg		85	81 - 132	6	50
Iodomethane	0.0500	0.05164		mg/Kg		103	50 - 150	7	50
Isopropylbenzene	0.0500	0.04942		mg/Kg		99	72 - 129	4	20
4-Isopropyltoluene	0.0500	0.05040		mg/Kg		101	73 - 131	8	20
Methylene Chloride	0.0500	0.05869		mg/Kg		117	72 - 122	6	20
4-Methyl-2-pentanone (MIBK)	0.100	0.09347		mg/Kg		93	81 - 135	9	50
Methyl tert-butyl ether	0.0500	0.06343	*+	mg/Kg		127	80 - 122	7	20
m-Xylene & p-Xylene	0.0500	0.05151		mg/Kg		103	79 - 123	7	30
Naphthalene	0.0500	0.05068		mg/Kg		101	66 - 128	9	30
n-Butylbenzene	0.0500	0.05140		mg/Kg		103	73 - 132	7	20
n-Heptane	0.0500	0.04676		mg/Kg		94	25 - 150	8	50
N-Propylbenzene	0.0500	0.05087		mg/Kg		102	74 - 127	6	20
o-Xylene	0.0500	0.05128		mg/Kg		103	78 - 122	6	30
sec-Butylbenzene	0.0500	0.05001		mg/Kg		100	72 - 131	4	20
Styrene	0.0500	0.05197		mg/Kg		104	79 - 128	10	20
tert-Butylbenzene	0.0500	0.04957		mg/Kg		99	73 - 128	7	20
1,1,1,2-Tetrachloroethane	0.0500	0.04965		mg/Kg		99	78 - 124	6	20
1,1,2,2-Tetrachloroethane	0.0500	0.04999		mg/Kg		100	73 - 121	2	20
Tetrachloroethene	0.0500	0.04654		mg/Kg		93	74 - 121	7	20
Toluene	0.0500	0.05707		mg/Kg		114	77 - 123	9	30
trans-1,4-Dichloro-2-butene	0.0500	0.05020		mg/Kg		100	50 - 150	5	50
trans-1,2-Dichloroethene	0.0500	0.06214		mg/Kg		124	76 - 124	7	20
trans-1,3-Dichloropropene	0.0500	0.05513		mg/Kg		110	70 - 131	5	20
1,2,3-Trichlorobenzene	0.0500	0.04645		mg/Kg		93	70 - 128	6	20
1,2,4-Trichlorobenzene	0.0500	0.04618		mg/Kg		92	69 - 130	3	20
1,1,1-Trichloroethane	0.0500	0.05278		mg/Kg		106	73 - 126	0	20
1,1,2-Trichloroethane	0.0500	0.05521		mg/Kg		110	77 - 124	0	20
Trichloroethene	0.0500	0.05258		mg/Kg		105	79 - 121	10	30
Trichlorofluoromethane	0.0500	0.06920	*+	mg/Kg		138	77 - 128	4	50
1,2,3-Trichloropropane	0.0500	0.05005		mg/Kg		100	68 - 125	8	20
1,1,2-Trichloro-1,2,2-trifluoroethane	0.0500	0.06196	*+	mg/Kg		124	80 - 121	10	50
1,2,4-Trimethylbenzene	0.0500	0.05092		mg/Kg		102	75 - 125	9	20
1,3,5-Trimethylbenzene	0.0500	0.05124		mg/Kg		102	74 - 128	6	20
Vinyl acetate	0.100	0.1116		mg/Kg		112	50 - 150	9	50
Vinyl chloride	0.0500	0.05124		mg/Kg		102	68 - 130	1	20
Xylenes, Total	0.100	0.1028		mg/Kg		103	79 - 122	7	20

Surrogate	LCSD %Recovery	LCSD Qualifier	LCSD Limits
4-Bromofluorobenzene	104		67 - 127

QC Sample Results

Client: S&ME Inc
Project/Site: Lyon Park

Job ID: 752-40215-1

Method: 8260D - Volatile Organic Compounds by GC/MS (Continued)

Lab Sample ID: LCSD 705-103388/2
Matrix: Solid
Analysis Batch: 103388

Client Sample ID: Lab Control Sample Dup
Prep Type: Total/NA

Surrogate	LCSD %Recovery	LCSD Qualifier	Limits
Dibromofluoromethane	117		80 - 119
Toluene-d8 (Surr)	112		71 - 129

Lab Sample ID: LCSD 705-103388/4
Matrix: Solid
Analysis Batch: 103388

Client Sample ID: Lab Control Sample Dup
Prep Type: Total/NA

Analyte	Spike Added	LCSD Result	LCSD Qualifier	Unit	D	%Rec	%Rec Limits	RPD	RPD Limit
Ethyl acetate	0.100	0.08084		mg/Kg		81	25 - 150	NaN	50
Isopropyl ether	0.0500	0.06119		mg/Kg		122	50 - 150	NaN	40

Surrogate	LCSD %Recovery	LCSD Qualifier	Limits
4-Bromofluorobenzene	102		67 - 127
Dibromofluoromethane	110		80 - 119
Toluene-d8 (Surr)	95		71 - 129

Lab Sample ID: MB 705-103408/29
Matrix: Water
Analysis Batch: 103408

Client Sample ID: Method Blank
Prep Type: Total/NA

Analyte	MB Result	MB Qualifier	RL	MDL	Unit	D	Prepared	Analyzed	Dil Fac
Acetone	ND		10.0	4.04	ug/L			12/21/25 23:03	1
Benzene	ND		1.00	0.200	ug/L			12/21/25 23:03	1
Bromobenzene	ND		1.00	0.222	ug/L			12/21/25 23:03	1
Bromoform	ND		1.00	0.458	ug/L			12/21/25 23:03	1
Bromomethane	ND		1.00	0.470	ug/L			12/21/25 23:03	1
2-Butanone (MEK)	ND		10.0	2.81	ug/L			12/21/25 23:03	1
Carbon disulfide	ND		2.00	0.526	ug/L			12/21/25 23:03	1
Carbon tetrachloride	ND		1.00	0.221	ug/L			12/21/25 23:03	1
Chlorobenzene	ND		1.00	0.202	ug/L			12/21/25 23:03	1
Chlorobromomethane	ND		1.00	0.328	ug/L			12/21/25 23:03	1
Chlorodibromomethane	ND		1.00	0.442	ug/L			12/21/25 23:03	1
Chloroethane	ND		1.00	0.374	ug/L			12/21/25 23:03	1
Chloroform	ND		1.00	0.216	ug/L			12/21/25 23:03	1
Chloromethane	ND		1.00	0.371	ug/L			12/21/25 23:03	1
2-Chlorotoluene	ND		1.00	0.228	ug/L			12/21/25 23:03	1
4-Chlorotoluene	ND		1.00	0.212	ug/L			12/21/25 23:03	1
cis-1,2-Dichloroethene	ND		1.00	0.227	ug/L			12/21/25 23:03	1
cis-1,3-Dichloropropene	ND		1.00	0.226	ug/L			12/21/25 23:03	1
1,2-Dibromo-3-Chloropropane	ND		1.00	0.450	ug/L			12/21/25 23:03	1
Dibromomethane	ND		1.00	0.318	ug/L			12/21/25 23:03	1
1,2-Dichlorobenzene	ND		1.00	0.320	ug/L			12/21/25 23:03	1
1,3-Dichlorobenzene	ND		1.00	0.340	ug/L			12/21/25 23:03	1
1,4-Dichlorobenzene	ND		1.00	0.320	ug/L			12/21/25 23:03	1
Dichlorobromomethane	ND		1.00	0.222	ug/L			12/21/25 23:03	1
1,1-Dichloroethane	ND		1.00	0.214	ug/L			12/21/25 23:03	1
1,2-Dichloroethane	ND		1.00	0.212	ug/L			12/21/25 23:03	1
1,1-Dichloroethene	ND		1.00	0.279	ug/L			12/21/25 23:03	1

Eurofins Raleigh

QC Sample Results

Client: S&ME Inc
Project/Site: Lyon Park

Job ID: 752-40215-1

Method: 8260D - Volatile Organic Compounds by GC/MS (Continued)

Lab Sample ID: MB 705-103408/29

Client Sample ID: Method Blank

Matrix: Water

Prep Type: Total/NA

Analysis Batch: 103408

Analyte	MB	MB	RL	MDL	Unit	D	Prepared	Analyzed	Dil Fac
	Result	Qualifier							
1,2-Dichloropropane	ND		1.00	0.207	ug/L			12/21/25 23:03	1
1,3-Dichloropropane	ND		1.00	0.206	ug/L			12/21/25 23:03	1
2,2-Dichloropropane	ND		1.00	0.286	ug/L			12/21/25 23:03	1
1,1-Dichloropropene	ND		1.00	0.267	ug/L			12/21/25 23:03	1
Ethyl acetate	ND		10.0	5.93	ug/L			12/21/25 23:03	1
Ethylbenzene	ND		1.00	0.280	ug/L			12/21/25 23:03	1
Ethylene Dibromide	ND		1.00	0.199	ug/L			12/21/25 23:03	1
Hexachlorobutadiene	ND		1.00	0.850	ug/L			12/21/25 23:03	1
Hexane	ND		10.0	3.63	ug/L			12/21/25 23:03	1
2-Hexanone	ND		10.0	3.47	ug/L			12/21/25 23:03	1
Iodomethane	ND		2.00	0.403	ug/L			12/21/25 23:03	1
Isopropylbenzene	ND		1.00	0.269	ug/L			12/21/25 23:03	1
Isopropyl ether	ND		5.00	2.84	ug/L			12/21/25 23:03	1
4-Isopropyltoluene	ND		1.00	0.430	ug/L			12/21/25 23:03	1
Methylene Chloride	ND		5.00	2.36	ug/L			12/21/25 23:03	1
4-Methyl-2-pentanone (MIBK)	ND		10.0	3.24	ug/L			12/21/25 23:03	1
Methyl tert-butyl ether	ND		1.00	0.175	ug/L			12/21/25 23:03	1
m-Xylene & p-Xylene	ND		2.00	0.372	ug/L			12/21/25 23:03	1
Naphthalene	ND		2.00	1.56	ug/L			12/21/25 23:03	1
n-Butylbenzene	ND		1.00	0.690	ug/L			12/21/25 23:03	1
n-Heptane	ND		10.0	3.05	ug/L			12/21/25 23:03	1
N-Propylbenzene	ND		1.00	0.239	ug/L			12/21/25 23:03	1
o-Xylene	ND		1.00	0.270	ug/L			12/21/25 23:03	1
sec-Butylbenzene	ND		1.00	0.480	ug/L			12/21/25 23:03	1
Styrene	ND		1.00	0.194	ug/L			12/21/25 23:03	1
tert-Butylbenzene	ND		1.00	0.393	ug/L			12/21/25 23:03	1
1,1,1,2-Tetrachloroethane	ND		1.00	0.237	ug/L			12/21/25 23:03	1
1,1,2,2-Tetrachloroethane	ND		1.00	0.231	ug/L			12/21/25 23:03	1
Tetrachloroethene	ND		1.00	0.193	ug/L			12/21/25 23:03	1
Toluene	ND		1.00	0.197	ug/L			12/21/25 23:03	1
trans-1,4-Dichloro-2-butene	ND		10.0	3.81	ug/L			12/21/25 23:03	1
trans-1,2-Dichloroethene	ND		1.00	0.266	ug/L			12/21/25 23:03	1
trans-1,3-Dichloropropene	ND		2.00	0.433	ug/L			12/21/25 23:03	1
1,2,3-Trichlorobenzene	ND		1.00	0.550	ug/L			12/21/25 23:03	1
1,2,4-Trichlorobenzene	ND		1.00	0.700	ug/L			12/21/25 23:03	1
1,1,1-Trichloroethane	ND		1.00	0.227	ug/L			12/21/25 23:03	1
1,1,2-Trichloroethane	ND		1.00	0.209	ug/L			12/21/25 23:03	1
Trichloroethene	ND		1.00	0.211	ug/L			12/21/25 23:03	1
Trichlorofluoromethane	ND		1.00	0.399	ug/L			12/21/25 23:03	1
1,2,3-Trichloropropane	ND		1.00	0.373	ug/L			12/21/25 23:03	1
1,1,2-Trichloro-1,2,2-trifluoroethane	ND		5.00	0.270	ug/L			12/21/25 23:03	1
1,2,4-Trimethylbenzene	ND		1.00	0.237	ug/L			12/21/25 23:03	1
1,3,5-Trimethylbenzene	ND		1.00	0.280	ug/L			12/21/25 23:03	1
Vinyl acetate	ND		10.0	2.64	ug/L			12/21/25 23:03	1
Vinyl chloride	ND		1.00	0.304	ug/L			12/21/25 23:03	1
Xylenes, Total	ND		1.00	0.270	ug/L			12/21/25 23:03	1

QC Sample Results

Client: S&ME Inc
Project/Site: Lyon Park

Job ID: 752-40215-1

Method: 8260D - Volatile Organic Compounds by GC/MS (Continued)

Lab Sample ID: MB 705-103408/29

Matrix: Water

Analysis Batch: 103408

Client Sample ID: Method Blank

Prep Type: Total/NA

Surrogate	MB MB		Limits	Prepared	Analyzed	Dil Fac
	%Recovery	Qualifier				
4-Bromofluorobenzene	98		70 - 126		12/21/25 23:03	1
Dibromofluoromethane	98		77 - 121		12/21/25 23:03	1
Toluene-d8 (Surr)	95		79 - 119		12/21/25 23:03	1

Lab Sample ID: LCS 705-103408/1001

Matrix: Water

Analysis Batch: 103408

Client Sample ID: Lab Control Sample

Prep Type: Total/NA

Analyte	Spike Added	LCS Result	LCS Qualifier	Unit	D	%Rec	%Rec Limits
Benzene	10.0	9.004		ug/L		90	76 - 122
Bromobenzene	10.0	9.823		ug/L		98	77 - 125
Bromoform	10.0	9.018		ug/L		90	65 - 129
Bromomethane	10.0	16.75	*+	ug/L		168	60 - 138
2-Butanone (MEK)	20.0	17.38		ug/L		87	74 - 131
Carbon disulfide	10.0	8.856		ug/L		89	71 - 122
Carbon tetrachloride	10.0	8.855		ug/L		89	72 - 131
Chlorobenzene	10.0	9.709		ug/L		97	75 - 121
Chlorobromomethane	10.0	9.633		ug/L		96	77 - 120
Chlorodibromomethane	10.0	8.758		ug/L		88	70 - 131
Chloroethane	10.0	8.610		ug/L		86	55 - 138
Chloroform	10.0	9.556		ug/L		96	73 - 121
Chloromethane	10.0	9.303		ug/L		93	57 - 129
2-Chlorotoluene	10.0	9.209		ug/L		92	75 - 123
4-Chlorotoluene	10.0	9.590		ug/L		96	76 - 124
cis-1,2-Dichloroethene	10.0	9.662		ug/L		97	76 - 121
cis-1,3-Dichloropropene	10.0	8.665		ug/L		87	70 - 129
1,2-Dibromo-3-Chloropropane	10.0	8.848		ug/L		88	64 - 125
Dibromomethane	10.0	10.18		ug/L		102	70 - 130
1,2-Dichlorobenzene	10.0	9.401		ug/L		94	69 - 127
1,3-Dichlorobenzene	10.0	9.268		ug/L		93	68 - 128
1,4-Dichlorobenzene	10.0	9.078		ug/L		91	68 - 126
Dichlorobromomethane	10.0	8.966		ug/L		90	70 - 124
1,1-Dichloroethane	10.0	9.711		ug/L		97	65 - 126
1,2-Dichloroethane	10.0	9.127		ug/L		91	72 - 127
1,1-Dichloroethene	10.0	8.666		ug/L		87	69 - 130
1,2-Dichloropropane	10.0	9.420		ug/L		94	71 - 121
1,3-Dichloropropane	10.0	9.552		ug/L		96	76 - 125
2,2-Dichloropropane	10.0	9.478		ug/L		95	71 - 131
1,1-Dichloropropene	10.0	9.032		ug/L		90	74 - 129
Ethylbenzene	10.0	9.051		ug/L		91	75 - 127
Ethylene Dibromide	10.0	9.386		ug/L		94	68 - 133
Hexachlorobutadiene	10.0	9.435		ug/L		94	65 - 137
Hexane	10.0	9.108	J	ug/L		91	25 - 150
2-Hexanone	20.0	19.99		ug/L		100	70 - 130
Iodomethane	10.0	10.27		ug/L		103	50 - 150
Isopropylbenzene	10.0	9.221		ug/L		92	76 - 125
4-Isopropyltoluene	10.0	9.390		ug/L		94	78 - 126

Eurofins Raleigh

QC Sample Results

Client: S&ME Inc
Project/Site: Lyon Park

Job ID: 752-40215-1

Method: 8260D - Volatile Organic Compounds by GC/MS (Continued)

Lab Sample ID: LCS 705-103408/1001

Matrix: Water

Analysis Batch: 103408

Client Sample ID: Lab Control Sample

Prep Type: Total/NA

Analyte	Spike Added	LCS	LCS	Unit	D	%Rec	%Rec Limits
		Result	Qualifier				
Methylene Chloride	10.0	10.21		ug/L		102	68 - 131
4-Methyl-2-pentanone (MIBK)	20.0	18.01		ug/L		90	76 - 122
Methyl tert-butyl ether	10.0	9.722		ug/L		97	76 - 123
m-Xylene & p-Xylene	10.0	9.642		ug/L		96	76 - 128
Naphthalene	10.0	8.710		ug/L		87	67 - 129
n-Butylbenzene	10.0	9.016		ug/L		90	71 - 131
n-Heptane	10.0	8.536	J	ug/L		85	25 - 150
N-Propylbenzene	10.0	9.392		ug/L		94	75 - 127
o-Xylene	10.0	9.288		ug/L		93	78 - 124
sec-Butylbenzene	10.0	9.813		ug/L		98	74 - 127
Styrene	10.0	9.469		ug/L		95	71 - 129
tert-Butylbenzene	10.0	9.814		ug/L		98	72 - 127
1,1,1,2-Tetrachloroethane	10.0	8.639		ug/L		86	76 - 130
1,1,2,2-Tetrachloroethane	10.0	9.961		ug/L		100	73 - 127
Tetrachloroethene	10.0	9.829		ug/L		98	74 - 129
Toluene	10.0	9.107		ug/L		91	74 - 124
trans-1,4-Dichloro-2-butene	10.0	13.31		ug/L		133	50 - 150
trans-1,2-Dichloroethene	10.0	9.658		ug/L		97	74 - 124
trans-1,3-Dichloropropene	10.0	9.582		ug/L		96	59 - 135
1,2,3-Trichlorobenzene	10.0	9.014		ug/L		90	65 - 130
1,2,4-Trichlorobenzene	10.0	9.927		ug/L		99	65 - 131
1,1,1-Trichloroethane	10.0	8.313		ug/L		83	71 - 124
1,1,2-Trichloroethane	10.0	9.648		ug/L		96	69 - 127
Trichloroethene	10.0	9.416		ug/L		94	72 - 129
Trichlorofluoromethane	10.0	8.882		ug/L		89	63 - 142
1,2,3-Trichloropropane	10.0	10.33		ug/L		103	70 - 127
1,1,2-Trichloro-1,2,2-trifluoroethane	10.0	8.896		ug/L		89	74 - 122
1,2,4-Trimethylbenzene	10.0	9.692		ug/L		97	80 - 123
1,3,5-Trimethylbenzene	10.0	9.638		ug/L		96	79 - 124
Vinyl acetate	20.0	19.53		ug/L		98	50 - 150
Vinyl chloride	10.0	9.263		ug/L		93	65 - 132
Xylenes, Total	20.0	18.93		ug/L		95	75 - 128

Surrogate	LCS LCS		Limits
	%Recovery	Qualifier	
4-Bromofluorobenzene	101		70 - 126
Dibromofluoromethane	98		77 - 121
Toluene-d8 (Surr)	99		79 - 119

Lab Sample ID: LCS 705-103408/1002

Matrix: Water

Analysis Batch: 103408

Client Sample ID: Lab Control Sample

Prep Type: Total/NA

Analyte	Spike Added	LCS	LCS	Unit	D	%Rec	%Rec Limits
		Result	Qualifier				
Ethyl acetate	40.0	36.03		ug/L		90	25 - 150
Isopropyl ether	20.0	19.63		ug/L		98	78 - 125

QC Sample Results

Client: S&ME Inc
Project/Site: Lyon Park

Job ID: 752-40215-1

Method: 8260D - Volatile Organic Compounds by GC/MS (Continued)

Lab Sample ID: LCS 705-103408/1002

Matrix: Water

Analysis Batch: 103408

Client Sample ID: Lab Control Sample

Prep Type: Total/NA

Surrogate	LCS %Recovery	LCS Qualifier	Limits
4-Bromofluorobenzene	103		70 - 126
Dibromofluoromethane	101		77 - 121
Toluene-d8 (Surr)	101		79 - 119

Method: 8270E - Semivolatile Organic Compounds (GC-MS/MS)

Lab Sample ID: MB 400-733853/1-A

Matrix: Solid

Analysis Batch: 733904

Client Sample ID: Method Blank

Prep Type: Total/NA

Prep Batch: 733853

Analyte	MB	MB	RL	MDL	Unit	D	Prepared	Analyzed	Dil Fac
	Result	Qualifier							
1,1'-Biphenyl	ND		0.330	0.00960	mg/Kg		12/15/25 15:45	12/16/25 11:59	1
2,4,5-Trichlorophenol	ND		0.330	0.0330	mg/Kg		12/15/25 15:45	12/16/25 11:59	1
2,4,6-Trichlorophenol	ND		0.330	0.0330	mg/Kg		12/15/25 15:45	12/16/25 11:59	1
2,4-Dichlorophenol	ND		0.330	0.0330	mg/Kg		12/15/25 15:45	12/16/25 11:59	1
2,4-Dimethylphenol	ND		0.330	0.0330	mg/Kg		12/15/25 15:45	12/16/25 11:59	1
2,4-Dinitrophenol	ND		0.990	0.0330	mg/Kg		12/15/25 15:45	12/16/25 11:59	1
2,4-Dinitrotoluene	ND		0.330	0.0330	mg/Kg		12/15/25 15:45	12/16/25 11:59	1
2,6-Dinitrotoluene	ND		0.330	0.0330	mg/Kg		12/15/25 15:45	12/16/25 11:59	1
2-Chloronaphthalene	ND		0.330	0.0330	mg/Kg		12/15/25 15:45	12/16/25 11:59	1
2-Chlorophenol	ND		0.330	0.0330	mg/Kg		12/15/25 15:45	12/16/25 11:59	1
2-Methylnaphthalene	ND		0.330	0.0330	mg/Kg		12/15/25 15:45	12/16/25 11:59	1
2-Methylphenol	ND		0.330	0.0330	mg/Kg		12/15/25 15:45	12/16/25 11:59	1
2-Nitroaniline	ND		0.330	0.0330	mg/Kg		12/15/25 15:45	12/16/25 11:59	1
2-Nitrophenol	ND		0.330	0.0330	mg/Kg		12/15/25 15:45	12/16/25 11:59	1
3 & 4 Methylphenol	ND		0.660	0.0330	mg/Kg		12/15/25 15:45	12/16/25 11:59	1
3,3'-Dichlorobenzidine	ND		0.330	0.0330	mg/Kg		12/15/25 15:45	12/16/25 11:59	1
3-Nitroaniline	ND		0.330	0.0330	mg/Kg		12/15/25 15:45	12/16/25 11:59	1
4,6-Dinitro-2-methylphenol	ND		0.330	0.0330	mg/Kg		12/15/25 15:45	12/16/25 11:59	1
4-Bromophenyl phenyl ether	ND		0.330	0.0330	mg/Kg		12/15/25 15:45	12/16/25 11:59	1
4-Chloro-3-methylphenol	ND		0.330	0.0330	mg/Kg		12/15/25 15:45	12/16/25 11:59	1
4-Chloroaniline	ND		0.330	0.0330	mg/Kg		12/15/25 15:45	12/16/25 11:59	1
4-Chlorophenyl phenyl ether	ND		0.330	0.0330	mg/Kg		12/15/25 15:45	12/16/25 11:59	1
4-Nitroaniline	ND		0.330	0.0330	mg/Kg		12/15/25 15:45	12/16/25 11:59	1
4-Nitrophenol	ND		0.330	0.0330	mg/Kg		12/15/25 15:45	12/16/25 11:59	1
Acenaphthene	ND		0.330	0.0330	mg/Kg		12/15/25 15:45	12/16/25 11:59	1
Acenaphthylene	ND		0.330	0.0330	mg/Kg		12/15/25 15:45	12/16/25 11:59	1
Acetophenone	ND		0.330	0.0330	mg/Kg		12/15/25 15:45	12/16/25 11:59	1
Anthracene	ND		0.330	0.0330	mg/Kg		12/15/25 15:45	12/16/25 11:59	1
Atrazine	ND		0.330	0.0330	mg/Kg		12/15/25 15:45	12/16/25 11:59	1
Benzaldehyde	ND		0.330	0.0330	mg/Kg		12/15/25 15:45	12/16/25 11:59	1
Benzo[a]anthracene	ND		0.330	0.0330	mg/Kg		12/15/25 15:45	12/16/25 11:59	1
Benzo[a]pyrene	ND		0.330	0.0330	mg/Kg		12/15/25 15:45	12/16/25 11:59	1
Benzo[b]fluoranthene	ND		0.330	0.00140	mg/Kg		12/15/25 15:45	12/16/25 11:59	1
Benzo[g,h,i]perylene	ND		0.330	0.0330	mg/Kg		12/15/25 15:45	12/16/25 11:59	1
Benzo[k]fluoranthene	ND		0.330	0.0330	mg/Kg		12/15/25 15:45	12/16/25 11:59	1
bis(2-chloroisopropyl) ether	ND		0.330	0.0330	mg/Kg		12/15/25 15:45	12/16/25 11:59	1
Bis(2-chloroethoxy)methane	ND		0.330	0.0330	mg/Kg		12/15/25 15:45	12/16/25 11:59	1
Bis(2-chloroethyl)ether	ND		0.330	0.0330	mg/Kg		12/15/25 15:45	12/16/25 11:59	1

Eurofins Raleigh

QC Sample Results

Client: S&ME Inc
Project/Site: Lyon Park

Job ID: 752-40215-1

Method: 8270E - Semivolatile Organic Compounds (GC-MS/MS) (Continued)

Lab Sample ID: MB 400-733853/1-A

Client Sample ID: Method Blank

Matrix: Solid

Prep Type: Total/NA

Analysis Batch: 733904

Prep Batch: 733853

Analyte	MB	MB	RL	MDL	Unit	D	Prepared	Analyzed	Dil Fac
	Result	Qualifier							
Bis(2-ethylhexyl) phthalate	ND		0.330	0.100	mg/Kg		12/15/25 15:45	12/16/25 11:59	1
Butyl benzyl phthalate	ND		0.330	0.0330	mg/Kg		12/15/25 15:45	12/16/25 11:59	1
Caprolactam	ND		0.330	0.0330	mg/Kg		12/15/25 15:45	12/16/25 11:59	1
Carbazole	ND		0.330	0.0330	mg/Kg		12/15/25 15:45	12/16/25 11:59	1
Chrysene	ND		0.330	0.0330	mg/Kg		12/15/25 15:45	12/16/25 11:59	1
Dibenz(a,h)anthracene	ND		0.330	0.0330	mg/Kg		12/15/25 15:45	12/16/25 11:59	1
Dibenzofuran	ND		0.330	0.0330	mg/Kg		12/15/25 15:45	12/16/25 11:59	1
Diethyl phthalate	ND		0.330	0.0330	mg/Kg		12/15/25 15:45	12/16/25 11:59	1
Dimethyl phthalate	ND		0.330	0.0330	mg/Kg		12/15/25 15:45	12/16/25 11:59	1
Di-n-butyl phthalate	ND		0.990	0.300	mg/Kg		12/15/25 15:45	12/16/25 11:59	1
Di-n-octyl phthalate	ND		0.330	0.0330	mg/Kg		12/15/25 15:45	12/16/25 11:59	1
Fluoranthene	ND		0.330	0.0330	mg/Kg		12/15/25 15:45	12/16/25 11:59	1
Fluorene	ND		0.330	0.0330	mg/Kg		12/15/25 15:45	12/16/25 11:59	1
Hexachlorobenzene	ND		0.330	0.0330	mg/Kg		12/15/25 15:45	12/16/25 11:59	1
Hexachlorobutadiene	ND		0.330	0.0330	mg/Kg		12/15/25 15:45	12/16/25 11:59	1
Hexachlorocyclopentadiene	ND		0.330	0.0330	mg/Kg		12/15/25 15:45	12/16/25 11:59	1
Hexachloroethane	ND		0.330	0.0330	mg/Kg		12/15/25 15:45	12/16/25 11:59	1
Indeno[1,2,3-cd]pyrene	ND		0.330	0.0330	mg/Kg		12/15/25 15:45	12/16/25 11:59	1
Isophorone	ND		0.330	0.0330	mg/Kg		12/15/25 15:45	12/16/25 11:59	1
Naphthalene	ND		0.330	0.0330	mg/Kg		12/15/25 15:45	12/16/25 11:59	1
Nitrobenzene	ND		0.330	0.0330	mg/Kg		12/15/25 15:45	12/16/25 11:59	1
N-Nitrosodi-n-propylamine	ND		0.330	0.0330	mg/Kg		12/15/25 15:45	12/16/25 11:59	1
N-Nitrosodiphenylamine	ND		0.330	0.0330	mg/Kg		12/15/25 15:45	12/16/25 11:59	1
Pentachlorophenol	ND		0.330	0.0330	mg/Kg		12/15/25 15:45	12/16/25 11:59	1
Phenanthrene	ND		0.330	0.0330	mg/Kg		12/15/25 15:45	12/16/25 11:59	1
Phenol	ND		0.330	0.0330	mg/Kg		12/15/25 15:45	12/16/25 11:59	1
Pyrene	ND		0.330	0.0330	mg/Kg		12/15/25 15:45	12/16/25 11:59	1

Surrogate	MB	MB	Limits	Prepared	Analyzed	Dil Fac
	%Recovery	Qualifier				
2,4,6-Tribromophenol (Surr)	124		40 - 140	12/15/25 15:45	12/16/25 11:59	1
2-Fluorobiphenyl (Surr)	125		40 - 140	12/15/25 15:45	12/16/25 11:59	1
2-Fluorophenol (Surr)	112		40 - 140	12/15/25 15:45	12/16/25 11:59	1
Nitrobenzene-d5 (Surr)	100		40 - 140	12/15/25 15:45	12/16/25 11:59	1
Phenol-d5 (Surr)	96		40 - 140	12/15/25 15:45	12/16/25 11:59	1
Terphenyl-d14 (Surr)	107		40 - 140	12/15/25 15:45	12/16/25 11:59	1

Lab Sample ID: LCS 400-733853/2-A

Client Sample ID: Lab Control Sample

Matrix: Solid

Prep Type: Total/NA

Analysis Batch: 733904

Prep Batch: 733853

Analyte	Spike Added	LCS Result	LCS Qualifier	Unit	D	%Rec	%Rec Limits
2,4,5-Trichlorophenol	1.50	1.996		mg/Kg		133	10 - 150
2,4,6-Trichlorophenol	1.50	2.295	*+	mg/Kg		153	10 - 150
2,4-Dichlorophenol	1.50	1.802		mg/Kg		120	10 - 150
2,4-Dimethylphenol	1.50	1.091		mg/Kg		73	10 - 141
2,4-Dinitrophenol	3.00	4.546	*+	mg/Kg		152	10 - 150
2,4-Dinitrotoluene	1.50	2.157	*+	mg/Kg		144	31 - 136

Eurofins Raleigh

QC Sample Results

Client: S&ME Inc
Project/Site: Lyon Park

Job ID: 752-40215-1

Method: 8270E - Semivolatile Organic Compounds (GC-MS/MS) (Continued)

Lab Sample ID: LCS 400-733853/2-A

Matrix: Solid

Analysis Batch: 733904

Client Sample ID: Lab Control Sample

Prep Type: Total/NA

Prep Batch: 733853

Analyte	Spike Added	LCS Result	LCS Qualifier	Unit	D	%Rec	%Rec Limits
2,6-Dinitrotoluene	1.50	2.411	*+	mg/Kg		161	31 - 137
2-Chloronaphthalene	1.50	2.052	*+	mg/Kg		137	20 - 126
2-Chlorophenol	1.50	1.614		mg/Kg		108	10 - 150
2-Methylnaphthalene	1.50	1.917		mg/Kg		128	20 - 150
2-Methylphenol	1.50	1.585		mg/Kg		106	18 - 126
2-Nitroaniline	1.50	2.612	*+	mg/Kg		174	30 - 150
2-Nitrophenol	1.50	2.257		mg/Kg		150	19 - 150
3 & 4 Methylphenol	1.50	1.632		mg/Kg		109	10 - 150
3,3'-Dichlorobenzidine	3.00	2.405		mg/Kg		80	10 - 124
3-Nitroaniline	1.50	2.048		mg/Kg		137	10 - 148
4,6-Dinitro-2-methylphenol	3.00	5.491	*+	mg/Kg		183	15 - 150
4-Bromophenyl phenyl ether	1.50	1.711		mg/Kg		114	21 - 129
4-Chloro-3-methylphenol	1.50	1.518		mg/Kg		101	16 - 150
4-Chloroaniline	1.50	1.242		mg/Kg		83	10 - 120
4-Chlorophenyl phenyl ether	1.50	1.674		mg/Kg		112	21 - 124
4-Nitroaniline	1.50	2.302	*+	mg/Kg		153	21 - 146
4-Nitrophenol	3.00	3.375		mg/Kg		113	10 - 150
Acenaphthene	1.50	1.976		mg/Kg		132	21 - 150
Acenaphthylene	1.50	2.047		mg/Kg		136	22 - 150
Acetophenone	1.50	1.487		mg/Kg		99	15 - 128
Anthracene	1.50	1.669		mg/Kg		111	28 - 150
Atrazine	1.50	2.125		mg/Kg		142	10 - 150
Benzaldehyde	1.50	1.704		mg/Kg		114	10 - 150
Benzo[a]anthracene	1.50	1.781		mg/Kg		119	32 - 150
Benzo[a]pyrene	1.50	1.697		mg/Kg		113	24 - 150
Benzo[b]fluoranthene	1.50	1.680		mg/Kg		112	17 - 150
Benzo[g,h,i]perylene	1.50	1.572		mg/Kg		105	25 - 150
Benzo[k]fluoranthene	1.50	1.662		mg/Kg		111	24 - 150
bis (2-chloroisopropyl) ether	1.50	1.665		mg/Kg		111	13 - 125
Bis(2-chloroethoxy)methane	1.50	1.889		mg/Kg		126	16 - 132
Bis(2-chloroethyl)ether	1.50	1.599		mg/Kg		107	24 - 120
Bis(2-ethylhexyl) phthalate	1.50	1.627		mg/Kg		108	12 - 150
Butyl benzyl phthalate	1.50	1.831		mg/Kg		122	24 - 150
Caprolactam	1.50	2.421	*+	mg/Kg		161	10 - 150
Carbazole	1.50	1.844		mg/Kg		123	16 - 150
Chrysene	1.50	1.645		mg/Kg		110	31 - 150
Dibenz(a,h)anthracene	1.50	1.602		mg/Kg		107	26 - 150
Dibenzofuran	1.50	1.983	*+	mg/Kg		132	27 - 123
Diethyl phthalate	1.50	2.039		mg/Kg		136	20 - 150
Dimethyl phthalate	1.50	2.059		mg/Kg		137	21 - 140
Di-n-butyl phthalate	1.50	1.940		mg/Kg		129	10 - 150
Di-n-octyl phthalate	1.50	1.952		mg/Kg		130	23 - 150
Fluoranthene	1.50	1.799		mg/Kg		120	27 - 150
Fluorene	1.50	2.056		mg/Kg		137	21 - 150
Hexachlorobenzene	1.50	1.592		mg/Kg		106	23 - 121
Hexachlorobutadiene	1.50	1.731		mg/Kg		115	15 - 120
Hexachlorocyclopentadiene	1.50	1.732		mg/Kg		115	14 - 132
Hexachloroethane	1.50	1.604		mg/Kg		107	20 - 120
Indeno[1,2,3-cd]pyrene	1.50	1.595		mg/Kg		106	33 - 150

Eurofins Raleigh

QC Sample Results

Client: S&ME Inc
Project/Site: Lyon Park

Job ID: 752-40215-1

Method: 8270E - Semivolatile Organic Compounds (GC-MS/MS) (Continued)

Lab Sample ID: LCS 400-733853/2-A

Matrix: Solid

Analysis Batch: 733904

Client Sample ID: Lab Control Sample

Prep Type: Total/NA

Prep Batch: 733853

Analyte	Spike Added	LCS Result	LCS Qualifier	Unit	D	%Rec	%Rec Limits
Isophorone	1.50	1.584		mg/Kg		106	22 - 129
Naphthalene	1.50	1.730		mg/Kg		115	17 - 150
Nitrobenzene	1.50	1.658		mg/Kg		111	22 - 126
N-Nitrosodi-n-propylamine	1.50	1.661		mg/Kg		111	23 - 128
N-Nitrosodiphenylamine	1.49	2.060	*+	mg/Kg		138	21 - 137
Pentachlorophenol	3.00	3.883		mg/Kg		129	10 - 150
Phenanthrene	1.50	1.637		mg/Kg		109	24 - 150
Phenol	1.50	1.464		mg/Kg		98	10 - 150
Pyrene	1.50	1.783		mg/Kg		119	25 - 150

Surrogate	LCS LCS		Limits
	%Recovery	Qualifier	
2,4,6-Tribromophenol (Surr)	155	S1+	40 - 140
2-Fluorobiphenyl (Surr)	137		40 - 140
2-Fluorophenol (Surr)	128		40 - 140
Nitrobenzene-d5 (Surr)	117		40 - 140
Phenol-d5 (Surr)	107		40 - 140
Terphenyl-d14 (Surr)	122		40 - 140

Method: 8270E SIM ID - Semivolatile Organic Compounds (GC/MS SIM / Isotope Dilution)

Lab Sample ID: MB 400-733941/1-A

Matrix: Solid

Analysis Batch: 734439

Client Sample ID: Method Blank

Prep Type: Total/NA

Prep Batch: 733941

Analyte	MB MB		RL	MDL	Unit	D	Prepared	Analyzed	Dil Fac
	Result	Qualifier							
1,4-Dioxane	ND		0.00120	0.00120	mg/Kg		12/16/25 12:34	12/19/25 20:40	1
Isotope Dilution	MB MB		Limits	Prepared	Analyzed	Dil Fac			
	%Recovery	Qualifier							
1,4-Dioxane-d8	73		10 - 150	12/16/25 12:34	12/19/25 20:40	1			

Lab Sample ID: LCS 400-733941/2-A

Matrix: Solid

Analysis Batch: 734439

Client Sample ID: Lab Control Sample

Prep Type: Total/NA

Prep Batch: 733941

Analyte	Spike Added	LCS Result	LCS Qualifier	Unit	D	%Rec	%Rec Limits
1,4-Dioxane	0.266	0.2548		mg/Kg		96	50 - 150
Isotope Dilution	LCS LCS		Limits				
	%Recovery	Qualifier					
1,4-Dioxane-d8	74		10 - 150				

Lab Sample ID: 752-40215-1 MS

Matrix: Solid

Analysis Batch: 734439

Client Sample ID: SED-1

Prep Type: Total/NA

Prep Batch: 733941

Analyte	Sample Result	Sample Qualifier	Spike Added	MS Result	MS Qualifier	Unit	D	%Rec	%Rec Limits
1,4-Dioxane	ND		0.339	0.3156		mg/Kg	✱	93	50 - 150
Isotope Dilution	MS MS		Limits						
	%Recovery	Qualifier							
1,4-Dioxane-d8	65		10 - 150						

Eurofins Raleigh

QC Sample Results

Client: S&ME Inc
Project/Site: Lyon Park

Job ID: 752-40215-1

Method: 8270E SIM ID - Semivolatile Organic Compounds (GC/MS SIM / Isotope Dilution)

(Continued)

Lab Sample ID: 752-40215-1 MSD

Matrix: Solid

Analysis Batch: 734439

Client Sample ID: SED-1

Prep Type: Total/NA

Prep Batch: 733941

Analyte	Sample Result	Sample Qualifier	Spike Added	MSD Result	MSD Qualifier	Unit	D	%Rec	%Rec Limits	RPD	RPD Limit
1,4-Dioxane	ND		0.340	0.3316		mg/Kg	⊛	98	50 - 150	5	50
		<i>MSD</i>	<i>MSD</i>								
<i>Isotope Dilution</i>	<i>%Recovery</i>	<i>Qualifier</i>	<i>Limits</i>								
1,4-Dioxane-d8	61		10 - 150								

Method: 9056A - Anions, Ion Chromatography

Lab Sample ID: MB 705-103169/1-A

Matrix: Solid

Analysis Batch: 103250

Client Sample ID: Method Blank

Prep Type: Soluble

Analyte	MB Result	MB Qualifier	RL	MDL	Unit	D	Prepared	Analyzed	Dil Fac
Nitrate as N	ND		2.50	0.725	mg/Kg			12/20/25 14:20	1

Lab Sample ID: LCS 705-103169/2-A

Matrix: Solid

Analysis Batch: 103250

Client Sample ID: Lab Control Sample

Prep Type: Soluble

Analyte	Spike Added	LCS Result	LCS Qualifier	Unit	D	%Rec	%Rec Limits
Nitrate as N	50.0	53.65		mg/Kg		107	90 - 110

Lab Sample ID: MB 705-103169/1-A

Matrix: Solid

Analysis Batch: 103251

Client Sample ID: Method Blank

Prep Type: Soluble

Analyte	MB Result	MB Qualifier	RL	MDL	Unit	D	Prepared	Analyzed	Dil Fac
Sulfate	ND		10.0	9.81	mg/Kg			12/20/25 14:20	1

Lab Sample ID: LCS 705-103169/2-A

Matrix: Solid

Analysis Batch: 103251

Client Sample ID: Lab Control Sample

Prep Type: Soluble

Analyte	Spike Added	LCS Result	LCS Qualifier	Unit	D	%Rec	%Rec Limits
Sulfate	250	244.3		mg/Kg		98	90 - 110

Method: 6020B - Metals (ICP/MS)

Lab Sample ID: MB 705-101906/1-A

Matrix: Solid

Analysis Batch: 102374

Client Sample ID: Method Blank

Prep Type: Total/NA

Prep Batch: 101906

Analyte	MB Result	MB Qualifier	RL	MDL	Unit	D	Prepared	Analyzed	Dil Fac
Antimony	ND		1.00	0.229	mg/Kg		12/16/25 06:55	12/17/25 01:26	5
Arsenic	0.05725	J	0.600	0.0535	mg/Kg		12/16/25 06:55	12/17/25 01:26	5
Barium	ND		2.50	0.0142	mg/Kg		12/16/25 06:55	12/17/25 01:26	5
Beryllium	ND		0.500	0.0351	mg/Kg		12/16/25 06:55	12/17/25 01:26	5
Cadmium	ND		0.500	0.0163	mg/Kg		12/16/25 06:55	12/17/25 01:26	5
Chromium	ND		1.00	0.206	mg/Kg		12/16/25 06:55	12/17/25 01:26	5
Cobalt	ND		0.750	0.0283	mg/Kg		12/16/25 06:55	12/17/25 01:26	5

Eurofins Raleigh

QC Sample Results

Client: S&ME Inc
Project/Site: Lyon Park

Job ID: 752-40215-1

Method: 6020B - Metals (ICP/MS) (Continued)

Lab Sample ID: MB 705-101906/1-A
Matrix: Solid
Analysis Batch: 102374

Client Sample ID: Method Blank
Prep Type: Total/NA
Prep Batch: 101906

Analyte	MB	MB	RL	MDL	Unit	D	Prepared	Analyzed	Dil Fac
	Result	Qualifier							
Copper	ND		0.500	0.0520	mg/Kg		12/16/25 06:55	12/17/25 01:26	5
Lead	ND		0.500	0.0590	mg/Kg		12/16/25 06:55	12/17/25 01:26	5
Manganese	ND		1.00	0.0615	mg/Kg		12/16/25 06:55	12/17/25 01:26	5
Nickel	ND		1.00	0.0262	mg/Kg		12/16/25 06:55	12/17/25 01:26	5
Selenium	ND		2.50	0.178	mg/Kg		12/16/25 06:55	12/17/25 01:26	5
Silver	ND		0.250	0.00290	mg/Kg		12/16/25 06:55	12/17/25 01:26	5
Thallium	ND		0.700	0.0422	mg/Kg		12/16/25 06:55	12/17/25 01:26	5
Vanadium	0.1793	J	1.00	0.126	mg/Kg		12/16/25 06:55	12/17/25 01:26	5
Zinc	ND		2.50	2.08	mg/Kg		12/16/25 06:55	12/17/25 01:26	5

Lab Sample ID: LCS 705-101906/2-A
Matrix: Solid
Analysis Batch: 102374

Client Sample ID: Lab Control Sample
Prep Type: Total/NA
Prep Batch: 101906

Analyte	Spike Added	LCS Result	LCS Qualifier	Unit	D	%Rec	%Rec Limits
Arsenic	10.0	9.565		mg/Kg		96	80 - 120
Barium	10.0	9.419		mg/Kg		94	80 - 120
Beryllium	10.0	8.971		mg/Kg		90	80 - 120
Cadmium	10.0	9.112		mg/Kg		91	80 - 120
Chromium	10.0	9.723		mg/Kg		97	80 - 120
Cobalt	10.0	9.946		mg/Kg		99	80 - 120
Copper	10.0	10.11		mg/Kg		101	80 - 120
Lead	10.0	10.01		mg/Kg		100	80 - 120
Manganese	10.0	9.444		mg/Kg		94	80 - 120
Nickel	10.0	9.744		mg/Kg		97	80 - 120
Selenium	10.0	9.221		mg/Kg		92	80 - 120
Silver	1.00	1.018		mg/Kg		102	80 - 120
Thallium	10.0	9.949		mg/Kg		99	80 - 120
Vanadium	10.0	9.865		mg/Kg		99	80 - 120
Zinc	10.0	9.725		mg/Kg		97	80 - 120

Method: 7471B - Mercury (CVAA)

Lab Sample ID: MB 705-102281/1-A
Matrix: Solid
Analysis Batch: 102856

Client Sample ID: Method Blank
Prep Type: Total/NA
Prep Batch: 102281

Analyte	MB	MB	RL	MDL	Unit	D	Prepared	Analyzed	Dil Fac
	Result	Qualifier							
Mercury	0.04920	J	0.100	0.0146	mg/Kg		12/17/25 12:55	12/18/25 14:58	1

Lab Sample ID: LCS 705-102281/2-A
Matrix: Solid
Analysis Batch: 102856

Client Sample ID: Lab Control Sample
Prep Type: Total/NA
Prep Batch: 102281

Analyte	Spike Added	LCS Result	LCS Qualifier	Unit	D	%Rec	%Rec Limits

QC Sample Results

Client: S&ME Inc
Project/Site: Lyon Park

Job ID: 752-40215-1

Method: 7471B - Mercury (CVAA) (Continued)

Lab Sample ID: 752-40215-1 MS
Matrix: Solid
Analysis Batch: 102856

Client Sample ID: SED-1
Prep Type: Total/NA
Prep Batch: 102281

Analyte	Sample Result	Sample Qualifier	Spike Added	MS Result	MS Qualifier	Unit	D	%Rec	%Rec Limits
Mercury	ND		0.496	0.5362		mg/Kg	⊛	108	80 - 120

Lab Sample ID: 752-40215-1 MSD
Matrix: Solid
Analysis Batch: 102856

Client Sample ID: SED-1
Prep Type: Total/NA
Prep Batch: 102281

Analyte	Sample Result	Sample Qualifier	Spike Added	MSD Result	MSD Qualifier	Unit	D	%Rec	%Rec Limits	RPD	RPD Limit
Mercury	ND		0.496	0.5323		mg/Kg	⊛	107	80 - 120	1	20

Method: 350.1 - Nitrogen, Ammonia

Lab Sample ID: MRL 400-734790/19
Matrix: Solid
Analysis Batch: 734790

Client Sample ID: Lab Control Sample
Prep Type: Total/NA

Analyte	Spike Added	MRL Result	MRL Qualifier	Unit	D	%Rec	%Rec Limits
Ammonia (as N)	0.0500	0.06800		mg/L		136	50 - 150

Lab Sample ID: MB 400-734636/1-A
Matrix: Solid
Analysis Batch: 734790

Client Sample ID: Method Blank
Prep Type: Soluble

Analyte	MB Result	MB Qualifier	RL	MDL	Unit	D	Prepared	Analyzed	Dil Fac
Ammonia (as N)	ND		0.994	0.318	mg/Kg			12/23/25 10:43	1

Lab Sample ID: LCS 400-734636/2-A
Matrix: Solid
Analysis Batch: 734790

Client Sample ID: Lab Control Sample
Prep Type: Soluble

Analyte	Spike Added	LCS Result	LCS Qualifier	Unit	D	%Rec	%Rec Limits
Ammonia (as N)	59.5	59.05		mg/Kg		99	90 - 110

Lab Sample ID: 752-40215-1 MS
Matrix: Solid
Analysis Batch: 734790

Client Sample ID: SED-1
Prep Type: Soluble

Analyte	Sample Result	Sample Qualifier	Spike Added	MS Result	MS Qualifier	Unit	D	%Rec	%Rec Limits
Ammonia (as N)	ND	F1	18.7	21.29	F1	mg/Kg	⊛	114	90 - 110

Lab Sample ID: 752-40215-1 MSD
Matrix: Solid
Analysis Batch: 734790

Client Sample ID: SED-1
Prep Type: Soluble

Analyte	Sample Result	Sample Qualifier	Spike Added	MSD Result	MSD Qualifier	Unit	D	%Rec	%Rec Limits	RPD	RPD Limit
Ammonia (as N)	ND	F1	18.7	21.84	F1	mg/Kg	⊛	117	90 - 110	3	11

QC Sample Results

Client: S&ME Inc
Project/Site: Lyon Park

Job ID: 752-40215-1

Method: 7199 - Chromium, Hexavalent (IC)

Lab Sample ID: MB 400-734186/1-A
Matrix: Solid
Analysis Batch: 734595

Client Sample ID: Method Blank
Prep Type: Total/NA
Prep Batch: 734186

Analyte	MB Result	MB Qualifier	RL	MDL	Unit	D	Prepared	Analyzed	Dil Fac
Cr (VI)	ND		1.00	0.100	mg/Kg		12/18/25 09:22	12/19/25 20:55	1

Lab Sample ID: LCS 400-734186/2-A
Matrix: Solid
Analysis Batch: 734595

Client Sample ID: Lab Control Sample
Prep Type: Total/NA
Prep Batch: 734186

Analyte	Spike Added	LCS Result	LCS Qualifier	Unit	D	%Rec	%Rec Limits
Cr (VI)	2.00	1.951		mg/Kg		98	85 - 115

Lab Sample ID: 752-40215-1 MS
Matrix: Solid
Analysis Batch: 734595

Client Sample ID: SED-1
Prep Type: Total/NA
Prep Batch: 734186

Analyte	Sample Result	Sample Qualifier	Spike Added	MS Result	MS Qualifier	Unit	D	%Rec	%Rec Limits
Cr (VI)	ND	F2 F1	552	861.8	F1	mg/Kg	⊛	156	75 - 125

Lab Sample ID: 752-40215-1 MSD
Matrix: Solid
Analysis Batch: 734595

Client Sample ID: SED-1
Prep Type: Total/NA
Prep Batch: 734186

Analyte	Sample Result	Sample Qualifier	Spike Added	MSD Result	MSD Qualifier	Unit	D	%Rec	%Rec Limits	RPD	RPD Limit
Cr (VI)	ND	F2 F1	485	1063	F1 F2	mg/Kg	⊛	219	75 - 125	21	15

Lab Sample ID: 752-40215-2 MS
Matrix: Solid
Analysis Batch: 734595

Client Sample ID: SED-2
Prep Type: Total/NA
Prep Batch: 734186

Analyte	Sample Result	Sample Qualifier	Spike Added	MS Result	MS Qualifier	Unit	D	%Rec	%Rec Limits
Cr (VI)	ND		2.28	2.322		mg/Kg	⊛	102	75 - 125

Lab Sample ID: 752-40215-2 MSD
Matrix: Solid
Analysis Batch: 734595

Client Sample ID: SED-2
Prep Type: Total/NA
Prep Batch: 734186

Analyte	Sample Result	Sample Qualifier	Spike Added	MSD Result	MSD Qualifier	Unit	D	%Rec	%Rec Limits	RPD	RPD Limit
Cr (VI)	ND		2.37	2.248		mg/Kg	⊛	95	75 - 125	3	15

QC Association Summary

Client: S&ME Inc
Project/Site: Lyon Park

Job ID: 752-40215-1

GC/MS VOA

Prep Batch: 102176

Lab Sample ID	Client Sample ID	Prep Type	Matrix	Method	Prep Batch
752-40215-1	SED-1	Total/NA	Solid	5035	
752-40215-2	SED-2	Total/NA	Solid	5035	
752-40215-3	SED-3	Total/NA	Solid	5035	
752-40215-4	SED-4	Total/NA	Solid	5035	
752-40215-5	SED-5	Total/NA	Solid	5035	
752-40215-6	SED-6	Total/NA	Solid	5035	
752-40215-7	SED-Dup	Total/NA	Solid	5035	

Analysis Batch: 103388

Lab Sample ID	Client Sample ID	Prep Type	Matrix	Method	Prep Batch
752-40215-1	SED-1	Total/NA	Solid	8260D	102176
752-40215-2	SED-2	Total/NA	Solid	8260D	102176
752-40215-3	SED-3	Total/NA	Solid	8260D	102176
752-40215-4	SED-4	Total/NA	Solid	8260D	102176
752-40215-5	SED-5	Total/NA	Solid	8260D	102176
752-40215-6	SED-6	Total/NA	Solid	8260D	102176
752-40215-7	SED-Dup	Total/NA	Solid	8260D	102176
MB 705-103388/6	Method Blank	Total/NA	Solid	8260D	
LCS 705-103388/1001	Lab Control Sample	Total/NA	Solid	8260D	
LCS 705-103388/2	Lab Control Sample Dup	Total/NA	Solid	8260D	
LCS 705-103388/4	Lab Control Sample Dup	Total/NA	Solid	8260D	

Analysis Batch: 103408

Lab Sample ID	Client Sample ID	Prep Type	Matrix	Method	Prep Batch
752-40215-8	Trip Blank	Total/NA	Water	8260D	
MB 705-103408/29	Method Blank	Total/NA	Water	8260D	
LCS 705-103408/1001	Lab Control Sample	Total/NA	Water	8260D	
LCS 705-103408/1002	Lab Control Sample	Total/NA	Water	8260D	

GC/MS Semi VOA

Prep Batch: 733853

Lab Sample ID	Client Sample ID	Prep Type	Matrix	Method	Prep Batch
752-40215-1	SED-1	Total/NA	Solid	3546	
752-40215-2	SED-2	Total/NA	Solid	3546	
752-40215-3	SED-3	Total/NA	Solid	3546	
752-40215-4	SED-4	Total/NA	Solid	3546	
752-40215-5	SED-5	Total/NA	Solid	3546	
752-40215-6	SED-6	Total/NA	Solid	3546	
752-40215-7	SED-Dup	Total/NA	Solid	3546	
MB 400-733853/1-A	Method Blank	Total/NA	Solid	3546	
LCS 400-733853/2-A	Lab Control Sample	Total/NA	Solid	3546	

Analysis Batch: 733904

Lab Sample ID	Client Sample ID	Prep Type	Matrix	Method	Prep Batch
752-40215-1	SED-1	Total/NA	Solid	8270E	733853
752-40215-2	SED-2	Total/NA	Solid	8270E	733853
752-40215-3	SED-3	Total/NA	Solid	8270E	733853
752-40215-4	SED-4	Total/NA	Solid	8270E	733853
752-40215-5	SED-5	Total/NA	Solid	8270E	733853
752-40215-6	SED-6	Total/NA	Solid	8270E	733853

Eurofins Raleigh

QC Association Summary

Client: S&ME Inc
Project/Site: Lyon Park

Job ID: 752-40215-1

GC/MS Semi VOA (Continued)

Analysis Batch: 733904 (Continued)

Lab Sample ID	Client Sample ID	Prep Type	Matrix	Method	Prep Batch
752-40215-7	SED-Dup	Total/NA	Solid	8270E	733853
MB 400-733853/1-A	Method Blank	Total/NA	Solid	8270E	733853
LCS 400-733853/2-A	Lab Control Sample	Total/NA	Solid	8270E	733853

Prep Batch: 733941

Lab Sample ID	Client Sample ID	Prep Type	Matrix	Method	Prep Batch
752-40215-1	SED-1	Total/NA	Solid	3546	
752-40215-2	SED-2	Total/NA	Solid	3546	
752-40215-3	SED-3	Total/NA	Solid	3546	
752-40215-4	SED-4	Total/NA	Solid	3546	
752-40215-5	SED-5	Total/NA	Solid	3546	
752-40215-6	SED-6	Total/NA	Solid	3546	
752-40215-7	SED-Dup	Total/NA	Solid	3546	
MB 400-733941/1-A	Method Blank	Total/NA	Solid	3546	
LCS 400-733941/2-A	Lab Control Sample	Total/NA	Solid	3546	
752-40215-1 MS	SED-1	Total/NA	Solid	3546	
752-40215-1 MSD	SED-1	Total/NA	Solid	3546	

Analysis Batch: 734439

Lab Sample ID	Client Sample ID	Prep Type	Matrix	Method	Prep Batch
752-40215-1	SED-1	Total/NA	Solid	8270E SIM ID	733941
752-40215-2	SED-2	Total/NA	Solid	8270E SIM ID	733941
752-40215-3	SED-3	Total/NA	Solid	8270E SIM ID	733941
752-40215-4	SED-4	Total/NA	Solid	8270E SIM ID	733941
752-40215-5	SED-5	Total/NA	Solid	8270E SIM ID	733941
752-40215-6	SED-6	Total/NA	Solid	8270E SIM ID	733941
752-40215-7	SED-Dup	Total/NA	Solid	8270E SIM ID	733941
MB 400-733941/1-A	Method Blank	Total/NA	Solid	8270E SIM ID	733941
LCS 400-733941/2-A	Lab Control Sample	Total/NA	Solid	8270E SIM ID	733941
752-40215-1 MS	SED-1	Total/NA	Solid	8270E SIM ID	733941
752-40215-1 MSD	SED-1	Total/NA	Solid	8270E SIM ID	733941

HPLC/IC

Leach Batch: 103169

Lab Sample ID	Client Sample ID	Prep Type	Matrix	Method	Prep Batch
752-40215-1	SED-1	Soluble	Solid	DI Leach	
752-40215-2	SED-2	Soluble	Solid	DI Leach	
752-40215-3	SED-3	Soluble	Solid	DI Leach	
752-40215-4	SED-4	Soluble	Solid	DI Leach	
752-40215-5	SED-5	Soluble	Solid	DI Leach	
752-40215-6	SED-6	Soluble	Solid	DI Leach	
752-40215-7	SED-Dup	Soluble	Solid	DI Leach	
MB 705-103169/1-A	Method Blank	Soluble	Solid	DI Leach	
LCS 705-103169/2-A	Lab Control Sample	Soluble	Solid	DI Leach	

Analysis Batch: 103250

Lab Sample ID	Client Sample ID	Prep Type	Matrix	Method	Prep Batch
752-40215-1	SED-1	Soluble	Solid	9056A	103169
752-40215-2	SED-2	Soluble	Solid	9056A	103169
752-40215-3	SED-3	Soluble	Solid	9056A	103169

QC Association Summary

Client: S&ME Inc
Project/Site: Lyon Park

Job ID: 752-40215-1

HPLC/IC (Continued)

Analysis Batch: 103250 (Continued)

Lab Sample ID	Client Sample ID	Prep Type	Matrix	Method	Prep Batch
752-40215-4	SED-4	Soluble	Solid	9056A	103169
752-40215-5	SED-5	Soluble	Solid	9056A	103169
752-40215-6	SED-6	Soluble	Solid	9056A	103169
752-40215-7	SED-Dup	Soluble	Solid	9056A	103169
MB 705-103169/1-A	Method Blank	Soluble	Solid	9056A	103169
LCS 705-103169/2-A	Lab Control Sample	Soluble	Solid	9056A	103169

Analysis Batch: 103251

Lab Sample ID	Client Sample ID	Prep Type	Matrix	Method	Prep Batch
752-40215-1	SED-1	Soluble	Solid	9056A	103169
752-40215-2	SED-2	Soluble	Solid	9056A	103169
752-40215-3	SED-3	Soluble	Solid	9056A	103169
752-40215-4	SED-4	Soluble	Solid	9056A	103169
752-40215-5	SED-5	Soluble	Solid	9056A	103169
752-40215-6	SED-6	Soluble	Solid	9056A	103169
752-40215-7	SED-Dup	Soluble	Solid	9056A	103169
MB 705-103169/1-A	Method Blank	Soluble	Solid	9056A	103169
LCS 705-103169/2-A	Lab Control Sample	Soluble	Solid	9056A	103169

Metals

Prep Batch: 101906

Lab Sample ID	Client Sample ID	Prep Type	Matrix	Method	Prep Batch
752-40215-1	SED-1	Total/NA	Solid	3050B	
752-40215-2	SED-2	Total/NA	Solid	3050B	
752-40215-3	SED-3	Total/NA	Solid	3050B	
752-40215-4	SED-4	Total/NA	Solid	3050B	
752-40215-5	SED-5	Total/NA	Solid	3050B	
752-40215-6	SED-6	Total/NA	Solid	3050B	
752-40215-7	SED-Dup	Total/NA	Solid	3050B	
MB 705-101906/1-A	Method Blank	Total/NA	Solid	3050B	
LCS 705-101906/2-A	Lab Control Sample	Total/NA	Solid	3050B	

Prep Batch: 102281

Lab Sample ID	Client Sample ID	Prep Type	Matrix	Method	Prep Batch
752-40215-1	SED-1	Total/NA	Solid	7471B	
752-40215-2	SED-2	Total/NA	Solid	7471B	
752-40215-3	SED-3	Total/NA	Solid	7471B	
752-40215-4	SED-4	Total/NA	Solid	7471B	
752-40215-5	SED-5	Total/NA	Solid	7471B	
752-40215-6	SED-6	Total/NA	Solid	7471B	
752-40215-7	SED-Dup	Total/NA	Solid	7471B	
MB 705-102281/1-A	Method Blank	Total/NA	Solid	7471B	
LCS 705-102281/2-A	Lab Control Sample	Total/NA	Solid	7471B	
752-40215-1 MS	SED-1	Total/NA	Solid	7471B	
752-40215-1 MSD	SED-1	Total/NA	Solid	7471B	

Analysis Batch: 102374

Lab Sample ID	Client Sample ID	Prep Type	Matrix	Method	Prep Batch
752-40215-1	SED-1	Total/NA	Solid	6020B	101906
752-40215-2	SED-2	Total/NA	Solid	6020B	101906

Eurofins Raleigh

QC Association Summary

Client: S&ME Inc
Project/Site: Lyon Park

Job ID: 752-40215-1

Metals (Continued)

Analysis Batch: 102374 (Continued)

Lab Sample ID	Client Sample ID	Prep Type	Matrix	Method	Prep Batch
752-40215-3	SED-3	Total/NA	Solid	6020B	101906
752-40215-4	SED-4	Total/NA	Solid	6020B	101906
752-40215-5	SED-5	Total/NA	Solid	6020B	101906
752-40215-6	SED-6	Total/NA	Solid	6020B	101906
752-40215-7	SED-Dup	Total/NA	Solid	6020B	101906
MB 705-101906/1-A	Method Blank	Total/NA	Solid	6020B	101906
LCS 705-101906/2-A	Lab Control Sample	Total/NA	Solid	6020B	101906

Analysis Batch: 102526

Lab Sample ID	Client Sample ID	Prep Type	Matrix	Method	Prep Batch
752-40215-5	SED-5	Total/NA	Solid	6020B	101906
752-40215-6	SED-6	Total/NA	Solid	6020B	101906
752-40215-7	SED-Dup	Total/NA	Solid	6020B	101906

Analysis Batch: 102856

Lab Sample ID	Client Sample ID	Prep Type	Matrix	Method	Prep Batch
752-40215-1	SED-1	Total/NA	Solid	7471B	102281
752-40215-2	SED-2	Total/NA	Solid	7471B	102281
752-40215-3	SED-3	Total/NA	Solid	7471B	102281
752-40215-4	SED-4	Total/NA	Solid	7471B	102281
752-40215-5	SED-5	Total/NA	Solid	7471B	102281
752-40215-6	SED-6	Total/NA	Solid	7471B	102281
752-40215-7	SED-Dup	Total/NA	Solid	7471B	102281
MB 705-102281/1-A	Method Blank	Total/NA	Solid	7471B	102281
LCS 705-102281/2-A	Lab Control Sample	Total/NA	Solid	7471B	102281
752-40215-1 MS	SED-1	Total/NA	Solid	7471B	102281
752-40215-1 MSD	SED-1	Total/NA	Solid	7471B	102281

General Chemistry

Analysis Batch: 733957

Lab Sample ID	Client Sample ID	Prep Type	Matrix	Method	Prep Batch
752-40215-1	SED-1	Total/NA	Solid	Moisture	
752-40215-2	SED-2	Total/NA	Solid	Moisture	
752-40215-3	SED-3	Total/NA	Solid	Moisture	
752-40215-4	SED-4	Total/NA	Solid	Moisture	
752-40215-5	SED-5	Total/NA	Solid	Moisture	
752-40215-6	SED-6	Total/NA	Solid	Moisture	
752-40215-7	SED-Dup	Total/NA	Solid	Moisture	
752-40215-3 DU	SED-3	Total/NA	Solid	Moisture	

Prep Batch: 734186

Lab Sample ID	Client Sample ID	Prep Type	Matrix	Method	Prep Batch
752-40215-1	SED-1	Total/NA	Solid	3060A	
752-40215-2	SED-2	Total/NA	Solid	3060A	
752-40215-3	SED-3	Total/NA	Solid	3060A	
752-40215-4	SED-4	Total/NA	Solid	3060A	
752-40215-5	SED-5	Total/NA	Solid	3060A	
752-40215-6	SED-6	Total/NA	Solid	3060A	
752-40215-7	SED-Dup	Total/NA	Solid	3060A	
MB 400-734186/1-A	Method Blank	Total/NA	Solid	3060A	

Eurofins Raleigh

QC Association Summary

Client: S&ME Inc
Project/Site: Lyon Park

Job ID: 752-40215-1

General Chemistry (Continued)

Prep Batch: 734186 (Continued)

Lab Sample ID	Client Sample ID	Prep Type	Matrix	Method	Prep Batch
LCS 400-734186/2-A	Lab Control Sample	Total/NA	Solid	3060A	
752-40215-1 MS	SED-1	Total/NA	Solid	3060A	
752-40215-1 MSD	SED-1	Total/NA	Solid	3060A	
752-40215-2 MS	SED-2	Total/NA	Solid	3060A	
752-40215-2 MSD	SED-2	Total/NA	Solid	3060A	

Analysis Batch: 734595

Lab Sample ID	Client Sample ID	Prep Type	Matrix	Method	Prep Batch
752-40215-1	SED-1	Total/NA	Solid	7199	734186
752-40215-2	SED-2	Total/NA	Solid	7199	734186
752-40215-3	SED-3	Total/NA	Solid	7199	734186
752-40215-4	SED-4	Total/NA	Solid	7199	734186
752-40215-5	SED-5	Total/NA	Solid	7199	734186
752-40215-6	SED-6	Total/NA	Solid	7199	734186
752-40215-7	SED-Dup	Total/NA	Solid	7199	734186
MB 400-734186/1-A	Method Blank	Total/NA	Solid	7199	734186
LCS 400-734186/2-A	Lab Control Sample	Total/NA	Solid	7199	734186
752-40215-1 MS	SED-1	Total/NA	Solid	7199	734186
752-40215-1 MSD	SED-1	Total/NA	Solid	7199	734186
752-40215-2 MS	SED-2	Total/NA	Solid	7199	734186
752-40215-2 MSD	SED-2	Total/NA	Solid	7199	734186

Leach Batch: 734636

Lab Sample ID	Client Sample ID	Prep Type	Matrix	Method	Prep Batch
752-40215-1	SED-1	Soluble	Solid	DI Leach	
752-40215-2	SED-2	Soluble	Solid	DI Leach	
752-40215-3	SED-3	Soluble	Solid	DI Leach	
752-40215-4	SED-4	Soluble	Solid	DI Leach	
752-40215-5	SED-5	Soluble	Solid	DI Leach	
752-40215-6	SED-6	Soluble	Solid	DI Leach	
752-40215-7	SED-Dup	Soluble	Solid	DI Leach	
MB 400-734636/1-A	Method Blank	Soluble	Solid	DI Leach	
LCS 400-734636/2-A	Lab Control Sample	Soluble	Solid	DI Leach	
752-40215-1 MS	SED-1	Soluble	Solid	DI Leach	
752-40215-1 MSD	SED-1	Soluble	Solid	DI Leach	

Analysis Batch: 734790

Lab Sample ID	Client Sample ID	Prep Type	Matrix	Method	Prep Batch
752-40215-1	SED-1	Soluble	Solid	350.1	734636
752-40215-2	SED-2	Soluble	Solid	350.1	734636
752-40215-3	SED-3	Soluble	Solid	350.1	734636
752-40215-4	SED-4	Soluble	Solid	350.1	734636
752-40215-5	SED-5	Soluble	Solid	350.1	734636
752-40215-6	SED-6	Soluble	Solid	350.1	734636
752-40215-7	SED-Dup	Soluble	Solid	350.1	734636
MB 400-734636/1-A	Method Blank	Soluble	Solid	350.1	734636
LCS 400-734636/2-A	Lab Control Sample	Soluble	Solid	350.1	734636
MRL 400-734790/19	Lab Control Sample	Total/NA	Solid	350.1	
752-40215-1 MS	SED-1	Soluble	Solid	350.1	734636
752-40215-1 MSD	SED-1	Soluble	Solid	350.1	734636

Lab Chronicle

Client: S&ME Inc
Project/Site: Lyon Park

Job ID: 752-40215-1

Client Sample ID: SED-1

Lab Sample ID: 752-40215-1

Date Collected: 12/11/25 11:25

Matrix: Solid

Date Received: 12/11/25 17:05

Prep Type	Batch Type	Batch Method	Run	Dilution Factor	Batch Number	Batch Analyst	Lab	Prepared or Analyzed
Total/NA	Analysis	Moisture		1	733957	TMP	EET PEN	12/16/25 12:12

Client Sample ID: SED-1

Lab Sample ID: 752-40215-1

Date Collected: 12/11/25 11:25

Matrix: Solid

Date Received: 12/11/25 17:05

Percent Solids: 78.2

Prep Type	Batch Type	Batch Method	Run	Dilution Factor	Batch Number	Batch Analyst	Lab	Prepared or Analyzed
Total/NA	Prep	5035			102176	RC	EET ATL	12/16/25 19:12
Total/NA	Analysis	8260D		1	103388	RC	EET ATL 1	12/22/25 00:28
Total/NA	Prep	3546			733853	AMM	EET PEN	12/15/25 15:45
Total/NA	Analysis	8270E		1	733904	S1B	EET PEN	12/16/25 18:33
Total/NA	Prep	3546			733941	MH	EET PEN	12/16/25 12:35
Total/NA	Analysis	8270E SIM ID		2	734439	VC1	EET PEN	12/19/25 21:22
Soluble	Leach	DI Leach			103169	MS	EET ATL	12/19/25 18:53
Soluble	Analysis	9056A		1	103250	MS	EET ATL	12/20/25 17:34
Soluble	Leach	DI Leach			103169	MS	EET ATL	12/19/25 18:53
Soluble	Analysis	9056A		1	103251	MS	EET ATL	12/20/25 17:34
Total/NA	Prep	3050B			101906	BR	EET ATL	12/16/25 06:55
Total/NA	Analysis	6020B		5	102374	TT	EET ATL	12/17/25 02:19
Total/NA	Prep	7471B			102281	KB	EET ATL	12/17/25 12:55
Total/NA	Analysis	7471B		1	102856	TA	EET ATL	12/18/25 15:04
Soluble	Leach	DI Leach			734636	CAC	EET PEN	12/22/25 13:58
Soluble	Analysis	350.1		1	734790	CAC	EET PEN	12/23/25 10:47
Total/NA	Prep	3060A			734186	AC	EET PEN	12/18/25 09:22
Total/NA	Analysis	7199		1	734595	AR	EET PEN	12/19/25 21:20

Client Sample ID: SED-2

Lab Sample ID: 752-40215-2

Date Collected: 12/11/25 10:55

Matrix: Solid

Date Received: 12/11/25 17:05

Prep Type	Batch Type	Batch Method	Run	Dilution Factor	Batch Number	Batch Analyst	Lab	Prepared or Analyzed
Total/NA	Analysis	Moisture		1	733957	TMP	EET PEN	12/16/25 12:12

Client Sample ID: SED-2

Lab Sample ID: 752-40215-2

Date Collected: 12/11/25 10:55

Matrix: Solid

Date Received: 12/11/25 17:05

Percent Solids: 79.8

Prep Type	Batch Type	Batch Method	Run	Dilution Factor	Batch Number	Batch Analyst	Lab	Prepared or Analyzed
Total/NA	Prep	5035			102176	RC	EET ATL	12/16/25 19:12
Total/NA	Analysis	8260D		1	103388	RC	EET ATL 1	12/22/25 00:28
Total/NA	Prep	3546			733853	AMM	EET PEN	12/15/25 15:45
Total/NA	Analysis	8270E		1	733904	S1B	EET PEN	12/16/25 19:03
Total/NA	Prep	3546			733941	MH	EET PEN	12/16/25 12:35
Total/NA	Analysis	8270E SIM ID		2	734439	VC1	EET PEN	12/19/25 22:25

Lab Chronicle

Client: S&ME Inc
Project/Site: Lyon Park

Job ID: 752-40215-1

Client Sample ID: SED-2

Lab Sample ID: 752-40215-2

Date Collected: 12/11/25 10:55

Matrix: Solid

Date Received: 12/11/25 17:05

Percent Solids: 79.8

Prep Type	Batch Type	Batch Method	Run	Dilution Factor	Batch Number	Batch Analyst	Lab	Prepared or Analyzed
Soluble	Leach	DI Leach			103169	MS	EET ATL	12/19/25 18:53
Soluble	Analysis	9056A		1	103250	MS	EET ATL	12/20/25 17:45
Soluble	Leach	DI Leach			103169	MS	EET ATL	12/19/25 18:53
Soluble	Analysis	9056A		1	103251	MS	EET ATL	12/20/25 17:45
Total/NA	Prep	3050B			101906	BR	EET ATL	12/16/25 06:55
Total/NA	Analysis	6020B		5	102374	TT	EET ATL	12/17/25 02:21
Total/NA	Prep	7471B			102281	KB	EET ATL	12/17/25 12:55
Total/NA	Analysis	7471B		1	102856	TA	EET ATL	12/18/25 15:14
Soluble	Leach	DI Leach			734636	CAC	EET PEN	12/22/25 13:58
Soluble	Analysis	350.1		1	734790	CAC	EET PEN	12/23/25 10:55
Total/NA	Prep	3060A			734186	AC	EET PEN	12/18/25 09:22
Total/NA	Analysis	7199		1	734595	AR	EET PEN	12/19/25 21:58

Client Sample ID: SED-3

Lab Sample ID: 752-40215-3

Date Collected: 12/11/25 10:30

Matrix: Solid

Date Received: 12/11/25 17:05

Prep Type	Batch Type	Batch Method	Run	Dilution Factor	Batch Number	Batch Analyst	Lab	Prepared or Analyzed
Total/NA	Analysis	Moisture		1	733957	TMP	EET PEN	12/16/25 12:12

Client Sample ID: SED-3

Lab Sample ID: 752-40215-3

Date Collected: 12/11/25 10:30

Matrix: Solid

Date Received: 12/11/25 17:05

Percent Solids: 80.1

Prep Type	Batch Type	Batch Method	Run	Dilution Factor	Batch Number	Batch Analyst	Lab	Prepared or Analyzed
Total/NA	Prep	5035			102176	RC	EET ATL	12/16/25 19:12
Total/NA	Analysis	8260D		1	103388	RC	EET ATL 1	12/22/25 01:09
Total/NA	Prep	3546			733853	AMM	EET PEN	12/15/25 15:45
Total/NA	Analysis	8270E		1	733904	S1B	EET PEN	12/16/25 19:33
Total/NA	Prep	3546			733941	MH	EET PEN	12/16/25 12:35
Total/NA	Analysis	8270E SIM ID		2	734439	VC1	EET PEN	12/19/25 22:46
Soluble	Leach	DI Leach			103169	MS	EET ATL	12/19/25 18:53
Soluble	Analysis	9056A		1	103250	MS	EET ATL	12/20/25 17:56
Soluble	Leach	DI Leach			103169	MS	EET ATL	12/19/25 18:53
Soluble	Analysis	9056A		1	103251	MS	EET ATL	12/20/25 17:56
Total/NA	Prep	3050B			101906	BR	EET ATL	12/16/25 06:55
Total/NA	Analysis	6020B		5	102374	TT	EET ATL	12/17/25 02:24
Total/NA	Prep	7471B			102281	KB	EET ATL	12/17/25 12:55
Total/NA	Analysis	7471B		1	102856	TA	EET ATL	12/18/25 15:18
Soluble	Leach	DI Leach			734636	CAC	EET PEN	12/22/25 13:58
Soluble	Analysis	350.1		1	734790	CAC	EET PEN	12/23/25 10:58
Total/NA	Prep	3060A			734186	AC	EET PEN	12/18/25 09:22
Total/NA	Analysis	7199		1	734595	AR	EET PEN	12/19/25 22:36

Lab Chronicle

Client: S&ME Inc
Project/Site: Lyon Park

Job ID: 752-40215-1

Client Sample ID: SED-4

Lab Sample ID: 752-40215-4

Date Collected: 12/11/25 10:05

Matrix: Solid

Date Received: 12/11/25 17:05

Prep Type	Batch Type	Batch Method	Run	Dilution Factor	Batch Number	Batch Analyst	Lab	Prepared or Analyzed
Total/NA	Analysis	Moisture		1	733957	TMP	EET PEN	12/16/25 12:12

Client Sample ID: SED-4

Lab Sample ID: 752-40215-4

Date Collected: 12/11/25 10:05

Matrix: Solid

Date Received: 12/11/25 17:05

Percent Solids: 76.2

Prep Type	Batch Type	Batch Method	Run	Dilution Factor	Batch Number	Batch Analyst	Lab	Prepared or Analyzed
Total/NA	Prep	5035			102176	RC	EET ATL	12/16/25 19:12
Total/NA	Analysis	8260D		1	103388	RC	EET ATL 1	12/22/25 01:29
Total/NA	Prep	3546			733853	AMM	EET PEN	12/15/25 15:45
Total/NA	Analysis	8270E		1	733904	S1B	EET PEN	12/16/25 20:04
Total/NA	Prep	3546			733941	MH	EET PEN	12/16/25 12:35
Total/NA	Analysis	8270E SIM ID		2	734439	VC1	EET PEN	12/19/25 23:07
Soluble	Leach	DI Leach			103169	MS	EET ATL	12/19/25 18:53
Soluble	Analysis	9056A		1	103250	MS	EET ATL	12/20/25 18:08
Soluble	Leach	DI Leach			103169	MS	EET ATL	12/19/25 18:53
Soluble	Analysis	9056A		1	103251	MS	EET ATL	12/20/25 18:08
Total/NA	Prep	3050B			101906	BR	EET ATL	12/16/25 06:55
Total/NA	Analysis	6020B		5	102374	TT	EET ATL	12/17/25 02:26
Total/NA	Prep	7471B			102281	KB	EET ATL	12/17/25 12:55
Total/NA	Analysis	7471B		1	102856	TA	EET ATL	12/18/25 15:21
Soluble	Leach	DI Leach			734636	CAC	EET PEN	12/22/25 13:58
Soluble	Analysis	350.1		1	734790	CAC	EET PEN	12/23/25 11:01
Total/NA	Prep	3060A			734186	AC	EET PEN	12/18/25 09:22
Total/NA	Analysis	7199		1	734595	AR	EET PEN	12/19/25 22:48

Client Sample ID: SED-5

Lab Sample ID: 752-40215-5

Date Collected: 12/11/25 09:40

Matrix: Solid

Date Received: 12/11/25 17:05

Prep Type	Batch Type	Batch Method	Run	Dilution Factor	Batch Number	Batch Analyst	Lab	Prepared or Analyzed
Total/NA	Analysis	Moisture		1	733957	TMP	EET PEN	12/16/25 12:12

Client Sample ID: SED-5

Lab Sample ID: 752-40215-5

Date Collected: 12/11/25 09:40

Matrix: Solid

Date Received: 12/11/25 17:05

Percent Solids: 71.0

Prep Type	Batch Type	Batch Method	Run	Dilution Factor	Batch Number	Batch Analyst	Lab	Prepared or Analyzed
Total/NA	Prep	5035			102176	RC	EET ATL	12/16/25 19:12
Total/NA	Analysis	8260D		1	103388	RC	EET ATL 1	12/22/25 01:50
Total/NA	Prep	3546			733853	AMM	EET PEN	12/15/25 15:45
Total/NA	Analysis	8270E		1	733904	S1B	EET PEN	12/16/25 20:34
Total/NA	Prep	3546			733941	MH	EET PEN	12/16/25 12:35
Total/NA	Analysis	8270E SIM ID		2	734439	VC1	EET PEN	12/19/25 23:28

Lab Chronicle

Client: S&ME Inc
Project/Site: Lyon Park

Job ID: 752-40215-1

Client Sample ID: SED-5

Lab Sample ID: 752-40215-5

Date Collected: 12/11/25 09:40

Matrix: Solid

Date Received: 12/11/25 17:05

Percent Solids: 71.0

Prep Type	Batch Type	Batch Method	Run	Dilution Factor	Batch Number	Batch Analyst	Lab	Prepared or Analyzed
Soluble	Leach	DI Leach			103169	MS	EET ATL	12/19/25 18:53
Soluble	Analysis	9056A		1	103250	MS	EET ATL	12/20/25 18:19
Soluble	Leach	DI Leach			103169	MS	EET ATL	12/19/25 18:53
Soluble	Analysis	9056A		1	103251	MS	EET ATL	12/20/25 18:19
Total/NA	Prep	3050B			101906	BR	EET ATL	12/16/25 06:55
Total/NA	Analysis	6020B		5	102374	TT	EET ATL	12/17/25 02:43
Total/NA	Prep	3050B			101906	BR	EET ATL	12/16/25 06:55
Total/NA	Analysis	6020B		5	102526	TT	EET ATL	12/17/25 19:07
Total/NA	Prep	7471B			102281	KB	EET ATL	12/17/25 12:55
Total/NA	Analysis	7471B		1	102856	TA	EET ATL	12/18/25 15:24
Soluble	Leach	DI Leach			734636	CAC	EET PEN	12/22/25 13:58
Soluble	Analysis	350.1		1	734790	CAC	EET PEN	12/23/25 11:03
Total/NA	Prep	3060A			734186	AC	EET PEN	12/18/25 09:22
Total/NA	Analysis	7199		1	734595	AR	EET PEN	12/19/25 23:26

Client Sample ID: SED-6

Lab Sample ID: 752-40215-6

Date Collected: 12/11/25 09:10

Matrix: Solid

Date Received: 12/11/25 17:05

Prep Type	Batch Type	Batch Method	Run	Dilution Factor	Batch Number	Batch Analyst	Lab	Prepared or Analyzed
Total/NA	Analysis	Moisture		1	733957	TMP	EET PEN	12/16/25 12:12

Client Sample ID: SED-6

Lab Sample ID: 752-40215-6

Date Collected: 12/11/25 09:10

Matrix: Solid

Date Received: 12/11/25 17:05

Percent Solids: 74.5

Prep Type	Batch Type	Batch Method	Run	Dilution Factor	Batch Number	Batch Analyst	Lab	Prepared or Analyzed
Total/NA	Prep	5035			102176	RC	EET ATL	12/16/25 19:12
Total/NA	Analysis	8260D		1	103388	RC	EET ATL 1	12/22/25 02:11
Total/NA	Prep	3546			733853	AMM	EET PEN	12/15/25 15:45
Total/NA	Analysis	8270E		1	733904	S1B	EET PEN	12/16/25 21:05
Total/NA	Prep	3546			733941	MH	EET PEN	12/16/25 12:35
Total/NA	Analysis	8270E SIM ID		2	734439	VC1	EET PEN	12/19/25 23:50
Soluble	Leach	DI Leach			103169	MS	EET ATL	12/19/25 18:53
Soluble	Analysis	9056A		1	103250	MS	EET ATL	12/20/25 18:30
Soluble	Leach	DI Leach			103169	MS	EET ATL	12/19/25 18:53
Soluble	Analysis	9056A		1	103251	MS	EET ATL	12/20/25 18:30
Total/NA	Prep	3050B			101906	BR	EET ATL	12/16/25 06:55
Total/NA	Analysis	6020B		5	102374	TT	EET ATL	12/17/25 02:46
Total/NA	Prep	3050B			101906	BR	EET ATL	12/16/25 06:55
Total/NA	Analysis	6020B		5	102526	TT	EET ATL	12/17/25 19:09
Total/NA	Prep	7471B			102281	KB	EET ATL	12/17/25 12:55
Total/NA	Analysis	7471B		1	102856	TA	EET ATL	12/18/25 15:28
Soluble	Leach	DI Leach			734636	CAC	EET PEN	12/22/25 13:58
Soluble	Analysis	350.1		1	734790	CAC	EET PEN	12/23/25 11:06

Eurofins Raleigh

Lab Chronicle

Client: S&ME Inc
Project/Site: Lyon Park

Job ID: 752-40215-1

Client Sample ID: SED-6

Lab Sample ID: 752-40215-6

Date Collected: 12/11/25 09:10

Matrix: Solid

Date Received: 12/11/25 17:05

Percent Solids: 74.5

Prep Type	Batch Type	Batch Method	Run	Dilution Factor	Batch Number	Batch Analyst	Lab	Prepared or Analyzed
Total/NA	Prep	3060A			734186	AC	EET PEN	12/18/25 09:22
Total/NA	Analysis	7199		1	734595	AR	EET PEN	12/19/25 23:39

Client Sample ID: SED-Dup

Lab Sample ID: 752-40215-7

Date Collected: 12/11/25 00:00

Matrix: Solid

Date Received: 12/11/25 17:05

Prep Type	Batch Type	Batch Method	Run	Dilution Factor	Batch Number	Batch Analyst	Lab	Prepared or Analyzed
Total/NA	Analysis	Moisture		1	733957	TMP	EET PEN	12/16/25 12:12

Client Sample ID: SED-Dup

Lab Sample ID: 752-40215-7

Date Collected: 12/11/25 00:00

Matrix: Solid

Date Received: 12/11/25 17:05

Percent Solids: 74.3

Prep Type	Batch Type	Batch Method	Run	Dilution Factor	Batch Number	Batch Analyst	Lab	Prepared or Analyzed
Total/NA	Prep	5035			102176	RC	EET ATL	12/16/25 19:12
Total/NA	Analysis	8260D		1	103388	RC	EET ATL 1	12/22/25 02:31
Total/NA	Prep	3546			733853	AMM	EET PEN	12/15/25 15:45
Total/NA	Analysis	8270E		1	733904	S1B	EET PEN	12/16/25 21:36
Total/NA	Prep	3546			733941	MH	EET PEN	12/16/25 12:35
Total/NA	Analysis	8270E SIM ID		2	734439	VC1	EET PEN	12/20/25 00:11
Soluble	Leach	DI Leach			103169	MS	EET ATL	12/19/25 18:53
Soluble	Analysis	9056A		1	103250	MS	EET ATL	12/20/25 19:16
Soluble	Leach	DI Leach			103169	MS	EET ATL	12/19/25 18:53
Soluble	Analysis	9056A		1	103251	MS	EET ATL	12/20/25 19:16
Total/NA	Prep	3050B			101906	BR	EET ATL	12/16/25 06:55
Total/NA	Analysis	6020B		5	102374	TT	EET ATL	12/17/25 02:48
Total/NA	Prep	3050B			101906	BR	EET ATL	12/16/25 06:55
Total/NA	Analysis	6020B		5	102526	TT	EET ATL	12/17/25 19:12
Total/NA	Prep	7471B			102281	KB	EET ATL	12/17/25 12:55
Total/NA	Analysis	7471B		1	102856	TA	EET ATL	12/18/25 15:37
Soluble	Leach	DI Leach			734636	CAC	EET PEN	12/22/25 13:58
Soluble	Analysis	350.1		1	734790	CAC	EET PEN	12/23/25 11:09
Total/NA	Prep	3060A			734186	AC	EET PEN	12/18/25 09:22
Total/NA	Analysis	7199		1	734595	AR	EET PEN	12/19/25 23:52

Client Sample ID: Trip Blank

Lab Sample ID: 752-40215-8

Date Collected: 12/11/25 00:00

Matrix: Water

Date Received: 12/11/25 17:05

Prep Type	Batch Type	Batch Method	Run	Dilution Factor	Batch Number	Batch Analyst	Lab	Prepared or Analyzed
Total/NA	Analysis	8260D		1	103408	C1K	EET ATL 1	12/21/25 23:29

Lab Chronicle

Client: S&ME Inc
Project/Site: Lyon Park

Job ID: 752-40215-1

Laboratory References:

EET ATL = Eurofins Atlanta, 3080 Presidential Dr, Atlanta, GA 30340, TEL (770)457-8177
EET ATL 1 = Eurofins Atlanta Building B, 3785 Presidential Pkwy, Atlanta, GA 30340, TEL (770)457-8177
EET PEN = Eurofins Pensacola, 3355 McLemore Drive, Pensacola, FL 32514, TEL (850)474-1001



Accreditation/Certification Summary

Client: S&ME Inc
Project/Site: Lyon Park

Job ID: 752-40215-1

Laboratory: Eurofins Atlanta

Unless otherwise noted, all analytes for this laboratory were covered under each accreditation/certification below.

Authority	Program	Identification Number	Expiration Date
North Carolina (WW/SW)	State	562	12-31-25

The following analytes are included in this report, but the laboratory is not certified by the governing authority. This list may include analytes for which the agency does not offer certification.

Analysis Method	Prep Method	Matrix	Analyte
8260D		Water	Ethyl acetate
8260D		Water	Hexane
8260D		Water	n-Heptane
8260D	5035	Solid	Ethyl acetate
8260D	5035	Solid	Hexane
8260D	5035	Solid	Isopropyl ether
8260D	5035	Solid	n-Heptane

Laboratory: Eurofins Pensacola

Unless otherwise noted, all analytes for this laboratory were covered under each accreditation/certification below.

Authority	Program	Identification Number	Expiration Date
North Carolina (WW/SW)	State	314	12-31-25

The following analytes are included in this report, but the laboratory is not certified by the governing authority. This list may include analytes for which the agency does not offer certification.

Analysis Method	Prep Method	Matrix	Analyte
350.1		Solid	Ammonia (as N)
8270E	3546	Solid	3 & 4 Methylphenol
8270E	3546	Solid	4-Nitrophenol
Moisture		Solid	Percent Moisture
Moisture		Solid	Percent Solids

Method Summary

Client: S&ME Inc
Project/Site: Lyon Park

Job ID: 752-40215-1

Method	Method Description	Protocol	Laboratory
8260D	Volatile Organic Compounds by GC/MS	SW846	EET ATL 1
8270E	Semivolatile Organic Compounds (GC-MS/MS)	SW846	EET PEN
8270E SIM ID	Semivolatile Organic Compounds (GC/MS SIM / Isotope Dilution)	SW846	EET PEN
9056A	Anions, Ion Chromatography	SW846	EET ATL
6020B	Metals (ICP/MS)	SW846	EET ATL
7471B	Mercury (CVAA)	SW846	EET ATL
350.1	Nitrogen, Ammonia	EPA	EET PEN
7199	Chromium, Hexavalent (IC)	SW846	EET PEN
Moisture	Percent Moisture	EPA	EET PEN
3050B	Preparation, Metals	SW846	EET ATL
3060A	Alkaline Digestion (Chromium, Hexavalent)	SW846	EET PEN
3546	Microwave Extraction	SW846	EET PEN
5030B	Purge and Trap	SW846	EET ATL
5035	Closed System Purge and Trap	SW846	EET ATL
7471B	Preparation, Mercury	SW846	EET ATL
DI Leach	Deionized Water Leaching Procedure	ASTM	EET ATL
DI Leach	Deionized Water Leaching Procedure	ASTM	EET PEN

Protocol References:

ASTM = ASTM International

EPA = US Environmental Protection Agency

SW846 = "Test Methods For Evaluating Solid Waste, Physical/Chemical Methods", Third Edition, November 1986 And Its Updates.

Laboratory References:

EET ATL = Eurofins Atlanta, 3080 Presidential Dr, Atlanta, GA 30340, TEL (770)457-8177

EET ATL 1 = Eurofins Atlanta Building B, 3785 Presidential Pkwy, Atlanta, GA 30340, TEL (770)457-8177

EET PEN = Eurofins Pensacola, 3355 McLemore Drive, Pensacola, FL 32514, TEL (850)474-1001

Sample Summary

Client: S&ME Inc
Project/Site: Lyon Park

Job ID: 752-40215-1




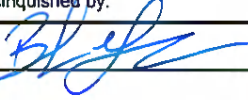
Lab Sample ID	Client Sample ID	Matrix	Collected	Received	Sample Origin
752-40215-1	SED-1	Solid	12/11/25 11:25	12/11/25 17:05	North Carolina
752-40215-2	SED-2	Solid	12/11/25 10:55	12/11/25 17:05	North Carolina
752-40215-3	SED-3	Solid	12/11/25 10:30	12/11/25 17:05	North Carolina
752-40215-4	SED-4	Solid	12/11/25 10:05	12/11/25 17:05	North Carolina
752-40215-5	SED-5	Solid	12/11/25 09:40	12/11/25 17:05	North Carolina
752-40215-6	SED-6	Solid	12/11/25 09:10	12/11/25 17:05	North Carolina
752-40215-7	SED-Dup	Solid	12/11/25 00:00	12/11/25 17:05	North Carolina
752-40215-8	Trip Blank	Water	12/11/25 00:00	12/11/25 17:05	North Carolina

- 1
- 2
- 3
- 4
- 5
- 6
- 7
- 8
- 9
- 10
- 11
- 12
- 13
- 14
- 15
- 16

Eurofins Raleigh

104 Woodwinds Industrial Court Suite A
 Cary, NC 27511
 Phone (919) 467-3090

Chain of Custody Record

Client Information		Sampler: Chad Bechtold	Lab PM: Bechtold, Chad	Carrier Tracking No(s):	COC No: 680-170214-59872.1																																																																																																																																																																				
Client Contact: Jerry Paul		Phone: (919) 337-7844	E-Mail: Chad.Bechtold@et.eurofinsus.com	State of Origin:	Page: Page 1 of 1																																																																																																																																																																				
Company: S&ME Inc		PWSID:	Analysis Requested																																																																																																																																																																						
Address: 3201 Spring Forest Road		Due Date Requested:	<table border="1"> <tr> <td>Field Filtered Sample (Yes or No)</td> <td>360.1 - Ammonia as N</td> <td>8270E - SVOCs, 8270E_SIM_ID_D5 - 1,4-Dioxane</td> <td>8260D - VOC NC 02L List</td> <td>6020B_LL - PRLF 16 Metals; 7473 - Hg</td> <td>9056A_ORGFM_28D - Sulfate, 9056A_ORGFM_48H - Nitrate</td> <td>7199 - Hexavalent Chromium</td> <td>8260D - VOC NC 02L List</td> </tr> <tr> <td>TAT Requested (days): STANDARD TAT</td> <td>Compliance Project: <input type="checkbox"/> Yes <input type="checkbox"/> No</td> <td>PO #: 23050630BJ</td> <td>WO #:</td> <td>Project #: 68026680</td> <td>SSOW#:</td> <td colspan="2">Preservation Codes: N - None PL - MeOH/NaHSO4 A - HCL</td> </tr> <tr> <td>City: Raleigh</td> <td>State, Zip: NC, 27616</td> <td>Phone: 919-872-2660(Tel) 919-876-3958(Fax)</td> <td>Email: jpaul@smeinc.com</td> <td>Project Name: Lyon Park</td> <td>Site:</td> <td colspan="2">  752-40215 COC </td> </tr> <tr> <td>Sample Identification</td> <td>Sample Date</td> <td>Sample Time</td> <td>Sample Type (C=comp, G=grab)</td> <td>Matrix (W=water, S=solid, O=wastefoil, BT=Tissue, A=Air, DW=Drinking Water)</td> <td>Field Filtered Sample (Yes or No)</td> <td>360.1 - Ammonia as N</td> <td>8270E - SVOCs, 8270E_SIM_ID_D5 - 1,4-Dioxane</td> <td>8260D - VOC NC 02L List</td> <td>6020B_LL - PRLF 16 Metals; 7473 - Hg</td> <td>9056A_ORGFM_28D - Sulfate, 9056A_ORGFM_48H - Nitrate</td> <td>7199 - Hexavalent Chromium</td> <td>8260D - VOC NC 02L List</td> <td>Total Number of Containers</td> </tr> <tr> <td colspan="14">Preservation Code: X N N PL N N N A</td> </tr> <tr> <td>SED-1</td> <td>12/11/25</td> <td>1125</td> <td>G</td> <td>S</td> <td>X</td> <td>X</td> <td>X</td> <td>X</td> <td>X</td> <td>X</td> <td>X</td> <td>X</td> <td></td> </tr> <tr> <td>SED-2</td> <td></td> <td>1055</td> <td></td> <td></td> <td>X</td> <td>X</td> <td>X</td> <td>X</td> <td>X</td> <td>X</td> <td>X</td> <td>X</td> <td></td> </tr> <tr> <td>SED-3</td> <td></td> <td>1030</td> <td></td> <td></td> <td>X</td> <td>X</td> <td>X</td> <td>X</td> <td>X</td> <td>X</td> <td>X</td> <td>X</td> <td></td> </tr> <tr> <td>SED-4</td> <td></td> <td>1005</td> <td></td> <td></td> <td>X</td> <td>X</td> <td>X</td> <td>X</td> <td>X</td> <td>X</td> <td>X</td> <td>X</td> <td></td> </tr> <tr> <td>SED-5</td> <td></td> <td>0940</td> <td></td> <td></td> <td>X</td> <td>X</td> <td>X</td> <td>X</td> <td>X</td> <td>X</td> <td>X</td> <td>X</td> <td></td> </tr> <tr> <td>SED-6</td> <td></td> <td>0910</td> <td></td> <td></td> <td>X</td> <td>X</td> <td>X</td> <td>X</td> <td>X</td> <td>X</td> <td>X</td> <td>X</td> <td></td> </tr> <tr> <td>SED-DUP</td> <td></td> <td></td> <td></td> <td></td> <td>X</td> <td>X</td> <td>X</td> <td>X</td> <td>X</td> <td>X</td> <td>X</td> <td>X</td> <td></td> </tr> <tr> <td colspan="14">TRIP BLANK</td> </tr> </table>			Field Filtered Sample (Yes or No)	360.1 - Ammonia as N	8270E - SVOCs, 8270E_SIM_ID_D5 - 1,4-Dioxane	8260D - VOC NC 02L List	6020B_LL - PRLF 16 Metals; 7473 - Hg	9056A_ORGFM_28D - Sulfate, 9056A_ORGFM_48H - Nitrate	7199 - Hexavalent Chromium	8260D - VOC NC 02L List	TAT Requested (days): STANDARD TAT	Compliance Project: <input type="checkbox"/> Yes <input type="checkbox"/> No	PO #: 23050630BJ	WO #:	Project #: 68026680	SSOW#:	Preservation Codes: N - None PL - MeOH/NaHSO4 A - HCL		City: Raleigh	State, Zip: NC, 27616	Phone: 919-872-2660(Tel) 919-876-3958(Fax)	Email: jpaul@smeinc.com	Project Name: Lyon Park	Site:	 752-40215 COC		Sample Identification	Sample Date	Sample Time	Sample Type (C=comp, G=grab)	Matrix (W=water, S=solid, O=wastefoil, BT=Tissue, A=Air, DW=Drinking Water)	Field Filtered Sample (Yes or No)	360.1 - Ammonia as N	8270E - SVOCs, 8270E_SIM_ID_D5 - 1,4-Dioxane	8260D - VOC NC 02L List	6020B_LL - PRLF 16 Metals; 7473 - Hg	9056A_ORGFM_28D - Sulfate, 9056A_ORGFM_48H - Nitrate	7199 - Hexavalent Chromium	8260D - VOC NC 02L List	Total Number of Containers	Preservation Code: X N N PL N N N A														SED-1	12/11/25	1125	G	S	X	X	X	X	X	X	X	X		SED-2		1055			X	X	X	X	X	X	X	X		SED-3		1030			X	X	X	X	X	X	X	X		SED-4		1005			X	X	X	X	X	X	X	X		SED-5		0940			X	X	X	X	X	X	X	X		SED-6		0910			X	X	X	X	X	X	X	X		SED-DUP					X	X	X	X	X	X	X	X		TRIP BLANK													
Field Filtered Sample (Yes or No)	360.1 - Ammonia as N	8270E - SVOCs, 8270E_SIM_ID_D5 - 1,4-Dioxane				8260D - VOC NC 02L List	6020B_LL - PRLF 16 Metals; 7473 - Hg	9056A_ORGFM_28D - Sulfate, 9056A_ORGFM_48H - Nitrate	7199 - Hexavalent Chromium	8260D - VOC NC 02L List																																																																																																																																																															
TAT Requested (days): STANDARD TAT	Compliance Project: <input type="checkbox"/> Yes <input type="checkbox"/> No	PO #: 23050630BJ				WO #:	Project #: 68026680	SSOW#:	Preservation Codes: N - None PL - MeOH/NaHSO4 A - HCL																																																																																																																																																																
City: Raleigh	State, Zip: NC, 27616	Phone: 919-872-2660(Tel) 919-876-3958(Fax)				Email: jpaul@smeinc.com	Project Name: Lyon Park	Site:	 752-40215 COC																																																																																																																																																																
Sample Identification	Sample Date	Sample Time				Sample Type (C=comp, G=grab)	Matrix (W=water, S=solid, O=wastefoil, BT=Tissue, A=Air, DW=Drinking Water)	Field Filtered Sample (Yes or No)	360.1 - Ammonia as N	8270E - SVOCs, 8270E_SIM_ID_D5 - 1,4-Dioxane	8260D - VOC NC 02L List	6020B_LL - PRLF 16 Metals; 7473 - Hg	9056A_ORGFM_28D - Sulfate, 9056A_ORGFM_48H - Nitrate	7199 - Hexavalent Chromium	8260D - VOC NC 02L List	Total Number of Containers																																																																																																																																																									
Preservation Code: X N N PL N N N A																																																																																																																																																																									
SED-1	12/11/25	1125	G	S	X	X	X	X	X	X	X	X																																																																																																																																																													
SED-2		1055			X	X	X	X	X	X	X	X																																																																																																																																																													
SED-3		1030			X	X	X	X	X	X	X	X																																																																																																																																																													
SED-4		1005			X	X	X	X	X	X	X	X																																																																																																																																																													
SED-5		0940			X	X	X	X	X	X	X	X																																																																																																																																																													
SED-6		0910			X	X	X	X	X	X	X	X																																																																																																																																																													
SED-DUP					X	X	X	X	X	X	X	X																																																																																																																																																													
TRIP BLANK																																																																																																																																																																									
Possible Hazard Identification		Sample Disposal (A fee may be assessed if samples are retained longer than 1 month)																																																																																																																																																																							
<input type="checkbox"/> Non-Hazard <input type="checkbox"/> Flammable <input type="checkbox"/> Skin Irritant <input type="checkbox"/> Poison B <input type="checkbox"/> Unknown <input type="checkbox"/> Radiological		<input type="checkbox"/> Return To Client <input type="checkbox"/> Disposal By Lab <input type="checkbox"/> Archive For _____ Months																																																																																																																																																																							
Deliverable Requested: I, II, III, IV, Other (specify)		Special Instructions/QC Requirements:																																																																																																																																																																							
Empty Kit Relinquished by:		Date:	Time:	Method of Shipment:																																																																																																																																																																					
Relinquished by: 		Date/Time: 12-11-25 1705	Company: S&ME	Received by: Brent Wash	Date/Time: 12/12/25 1705	Company: Eurofins																																																																																																																																																																			
Relinquished by:		Date/Time:	Company:	Received by:	Date/Time:	Company:																																																																																																																																																																			
Relinquished by:		Date/Time:	Company:	Received by:	Date/Time:	Company:																																																																																																																																																																			
Custody Seals Intact: <input type="checkbox"/> Yes <input type="checkbox"/> No	Custody Seal No.:	Cooler Temperature(s) °C and Other Remarks: 2.6/3.4°C, 3.3/3.1°C																																																																																																																																																																							

Chain of Custody Record



Client Information (Sub Contract Lab)		Sampler N/A	Lab PM Bechtold, Chad	Carrier Tracking No(s): N/A	COC No: 752-7510 1										
Client Contact Shipping/Receiving		Phone N/A	E-Mail Chad.Bechtold@et.eurofins.com	State of Origin North Carolina	Page: Page 1 of 1										
Company Eurofins Environment Testing Southeast L		Accreditations Required (See note): State - North Carolina (WWW/SW)		Job #: 752-40215-1	Preservation Codes: -										
Address: 3355 McLemore Drive,		Due Date Requested: 12/16/2025													
City: Pensacola		TAT Requested (days): N/A													
State, Zip: FL, 32514		PO #: N/A													
Phone: 850-474-1001 (Tel) 850-478-2671 (Fax)		WO #: N/A													
Email: N/A		Project #: 68026680													
Project Name: Lyon Park		SSOW#: N/A													
Site: N/A															
Sample Identification - Client ID (Lab ID)		Sample Date	Sample Time	Sample Type (C=Comp, G=Grab)	Matrix (W=Water, S=solid, O=soil, BT=Tissue, A=Air)	Preservation Code	Hold Time (Sample or Analyte)	Form (MS/MSD, Lab or NO)	8270E_QQC/345SVOC TCL OL M4.2	8270E_SIM_ID_D5/35461.4-Dioxane	Molture	350.1/DI_LEACHAmmonia as N	7199/3906AChromium, Hexavalent (C)	Total Number of Containers	Special Instructions/Note:
SED-1 (752-40215-1)	12/11/25	11 25 Eastern	G	Solid					X	X	X	X	X		
SED-2 (752-40215-2)	12/11/25	10 55 Eastern	G	Solid					X	X	X	X	X		
SED-3 (752-40215-3)	12/11/25	10 30 Eastern	G	Solid					X	X	X	X	X		
SED-4 (752-40215-4)	12/11/25	10 05 Eastern	G	Solid					X	X	X	X	X		
SED-5 (752-40215-5)	12/11/25	09 40 Eastern	G	Solid					X	X	X	X	X		
SED-6 (752-40215-6)	12/11/25	09 10 Eastern	G	Solid					X	X	X	X	X		
SED-Dup (752-40215-7)	12/11/25	Eastern	G	Solid					X	X	X	X	X		
<p>Note: Since laboratory accreditations are subject to change Eurofins Environment Testing Southeast LLC places the ownership of method, analyte & accreditation compliance upon our subcontract laboratories. This sample shipment is forwarded under chain-of-custody. If the laboratory does not currently maintain accreditation in the State of Origin listed above for analysis/test/matrix being analyzed, the samples must be shipped back to the Eurofins Environment Testing Southeast, LLC laboratory or other instructions will be provided. Any changes to accreditation status should be brought to Eurofins Environment Testing Southeast, LLC attention immediately. If all requested accreditations are current to date return the signed Chain of Custody attesting to said compliance to Eurofins Environment Testing Southeast, LLC.</p>															
Possible Hazard Identification															
Unconfirmed															
Deliverable Requested I, II, III, IV, Other (specify) Primary Deliverable Rank: 2															
Empty Kit Relinquished by _____ Date: _____															
Relinquished by <u>fl</u> Date/Time: <u>12/12/25 1705</u> Company _____															
Relinquished by _____ Date/Time: _____ Company _____															
Relinquished by _____ Date/Time: _____ Company _____															
Custody Seals Intact: _____ Cooler Temperature(s) °C and Other Remarks: _____															
Sample Disposal (A fee may be assessed if samples are retained longer than 1 month) <input type="checkbox"/> Return To Client <input type="checkbox"/> Disposal By Lab <input type="checkbox"/> Archive For _____ Months Special Instructions/QC Requirements: _____															



Login Sample Receipt Checklist

Client: S&ME Inc

Job Number: 752-40215-1

Login Number: 40215

List Number: 1

Creator: Ortiz, Daniel

List Source: Eurofins Raleigh

Question	Answer	Comment
Radioactivity wasn't checked or is <=/ background as measured by a survey meter.	N/A	
The cooler's custody seal, if present, is intact.	True	
Sample custody seals, if present, are intact.	True	
The cooler or samples do not appear to have been compromised or tampered with.	True	
Samples were received on ice.	True	
Cooler Temperature is acceptable.	True	
Cooler Temperature is recorded.	True	
COC is present.	True	
COC is filled out in ink and legible.	True	
COC is filled out with all pertinent information.	True	
Is the Field Sampler's name present on COC?	True	
There are no discrepancies between the containers received and the COC.	True	
Samples are received within Holding Time (excluding tests with immediate HTs)	True	
Sample containers have legible labels.	True	
Containers are not broken or leaking.	True	
Sample collection date/times are provided.	True	
Appropriate sample containers are used.	True	
Sample bottles are completely filled.	True	
Sample Preservation Verified.	True	
There is sufficient vol. for all requested analyses, incl. any requested MS/MSDs	True	
Containers requiring zero headspace have no headspace or bubble is <6mm (1/4").	True	
Multiphasic samples are not present.	True	
Samples do not require splitting or compositing.	True	
Residual Chlorine Checked.	N/A	



Login Sample Receipt Checklist

Client: S&ME Inc

Job Number: 752-40215-1

Login Number: 40215

List Number: 2

Creator: Stephens, Andrena

List Source: Eurofins Atlanta

List Creation: 12/15/25 12:37 PM

Question	Answer	Comment
The cooler's custody seal, if present, is intact.	True	
The cooler does not appear to have been compromised or tampered with.	True	
Samples were received on ice.	True	
Cooler Temperature is acceptable.	True	
Cooler Temperature is recorded.	True	
COC present.	True	
COC is filled out in ink and legible.	True	
COC is filled out with all pertinent information.	True	
Sample custody seals, if present, are intact.	True	
Sample collection date/times are provided.	True	
The samples do not appear to have been compromised or tampered with.	True	
Containers are not broken or leaking.	True	
There are no discrepancies between the containers received and the COC.	True	
Sample containers have legible labels.	True	
Appropriate sample containers were rec'd and sufficient volume for all analyses.	True	
Samples are received within Holding Time (excluding tests with immediate HTs).	True	
Containers requiring zero headspace have no headspace or bubble is <6mm (1/4").	True	
Is there sufficient air space in bottle for bacteriological analysis.	True	

Login Sample Receipt Checklist

Client: S&ME Inc

Job Number: 752-40215-1

Login Number: 40215

List Number: 3

Creator: Pardonner, Brett

List Source: Eurofins Pensacola

List Creation: 12/15/25 02:48 PM

Question	Answer	Comment
Radioactivity wasn't checked or is <=/ background as measured by a survey meter.	N/A	
The cooler's custody seal, if present, is intact.	True	
Sample custody seals, if present, are intact.	N/A	
The cooler or samples do not appear to have been compromised or tampered with.	True	
Samples were received on ice.	True	
Cooler Temperature is acceptable.	True	
Cooler Temperature is recorded.	True	2.0°C IR
COC is present.	True	
COC is filled out in ink and legible.	True	
COC is filled out with all pertinent information.	True	
Is the Field Sampler's name present on COC?	True	
There are no discrepancies between the containers received and the COC.	True	
Samples are received within Holding Time (excluding tests with immediate HTs)	True	
Sample containers have legible labels.	True	
Containers are not broken or leaking.	True	
Sample collection date/times are provided.	True	
Appropriate sample containers are used.	True	
Sample bottles are completely filled.	True	
Sample Preservation Verified.	N/A	
There is sufficient vol. for all requested analyses, incl. any requested MS/MSDs	True	
Containers requiring zero headspace have no headspace or bubble is <6mm (1/4").	N/A	
Multiphasic samples are not present.	True	
Samples do not require splitting or compositing.	True	
Residual Chlorine Checked.	N/A	



Appendix IV – Risk Calculators

**North Carolina Department of Environmental Quality
Risk Calculator**

Version Date:	January 2025
Basis:	November 2024 EPA RSL Table
Site Name:	City of Durham Parks - Lyon Park
Site Address:	1101 Cornell Road and 1200 W. Lakewood Avenue, Durham NC
DEQ Section:	Pre-Regulatory Landfill Group
Site ID:	NONCD0000822
Exposure Unit ID:	LFGP-1 Risk Assessment
Submittal Date:	3/6/2026
Prepared By:	Macy Courtney Jennifer Petzold
Reviewed By:	Jerry Paul

Exposure Point Concentrations

Version Date: January 2025
 Basis: November 2024 EPA RSL Table
 Site ID: NONCD000822
 Exposure Unit ID: LFGP-1 Risk Assessment

Soil Gas Exposure Point Concentration Table

Description of Exposure Point Concentration Selection:

Note: Chemicals highlighted in orange are non-volatile chemicals. Since these chemicals do not pose a vapor intrusion risk, no risk values are calculated for these chemicals.

Exposure Point Concentration (ug/m ³)	Notes:	CAS Number	Chemical	Minimum Concentration (Qualifier)	Maximum Concentration (Qualifier)	Units	Location of Maximum Concentration	Detection Frequency	Range of Detection Limits	Concentration Used for Screening	Background Value	Screening Toxicity Value (Screening Level) (n/c)	Potential ARAR/TBC Value	Potential ARAR/TBC Source	COPC Flag (Y/N)	Rationale for Selection or Deletion
100		67-64-1	Acetone			ug/m ³	LFGP-DUP-1									
2	J	75-71-8	Dichlorodifluoromethane			ug/m ³	LFGP-1									
3.3	J	123-91-1	Dioxane, 1,4-			ug/m ³	822-LFGP-DUP									
2.9	J	67-63-0	Isopropanol			ug/m ³	LFGP-1									
5.9	J	78-93-3	Methyl Ethyl Ketone (2-Butanone)			ug/m ³	DUP-1									
13		127-18-4	Tetrachloroethylene			ug/m ³	LFGP-1/DUP-1									

Version Date: January 2025

Basis: November 2024 EPA RSL Table

Site ID: NONCD0000822

Exposure Unit ID: LFGP-1 Risk Assessment

DIRECT CONTACT SOIL AND WATER CALCULATORS

Receptor	Pathway	Carcinogenic Risk	Hazard Index	Risk exceeded?
Resident	Soil	NC	NC	NC
	Groundwater Use*	NC	NC	NC
Non-Residential Worker	Soil	NC	NC	NC
	Groundwater Use*	NC	NC	NC
Construction Worker	Soil	NC	NC	NC
Recreator/Trespasser	Soil	NC	NC	NC
	Surface Water*	NC	NC	NC

VAPOR INTRUSION CALCULATORS

Receptor	Pathway	Carcinogenic Risk	Hazard Index	Risk exceeded?
Resident	Groundwater to Indoor Air	NC	NC	NC
	Soil Gas to Indoor Air	2.1E-07	1.4E-02	NO
	Indoor Air	NC	NC	NC
Non-Residential Worker	Groundwater to Indoor Air	NC	NC	NC
	Soil Gas to Indoor Air	1.6E-08	1.1E-03	NO
	Indoor Air	NC	NC	NC

CONTAMINANT MIGRATION CALCULATORS

Pathway	Source	Target Receptor Concentrations Exceeded?	
Groundwater	Source Soil	Exceedence of 2L at Receptor?	NC
	Source Groundwater	Exceedence of 2L at Receptor?	NC
Surface Water	Source Soil	Exceedence of 2B at Receptor?	NC
	Source Groundwater	Exceedence of 2B at Receptor?	NC

Notes:

1. If lead concentrations were entered in the exposure point concentration tables, see the individual calculator sheets for lead concentrations in comparison to screening levels. Note that lead is not included in cumulative risk calculations.
2. * = If concentrations in groundwater exceed the NC 2L Standards or IMAC, or concentrations in surface water exceed the NC 2B Standards, appropriate remediation and/or institutional control measures will be necessary to be eligible for a risk-based closure.
3. NM = Not modeled, required contaminant migration parameters were not entered.
4. NC = Pathway not calculated, user did not check this pathway as complete.

Version Date: January 2025

Basis: November 2024 EPA RSL Table

Site ID: NONCD0000822

Exposure Unit ID: LFGP-1 Risk Assessment

Carcinogenic risk and hazard quotient cells highlighted in orange are associated with non-volatile chemicals. Since these chemicals do not pose a vapor intrusion risk, no risk values are calculated for these chemicals.

All concentrations are in ug/m³

CAS #	Chemical Name:	Soil Gas Concentration (ug/m ³)	Calculated Indoor Air Concentration (ug/m ³)	Target Indoor Air Conc. for Carcinogens @ TCR = 1E-06	Target Indoor Air Conc. for Non-Carcinogens @ THQ = 0.2	Calculated Carcinogenic Risk	Calculated Non-Carcinogenic Hazard Quotient
67-64-1	Acetone	100	3	-	-		
75-71-8	Dichlorodifluoromethane	2	0.06	-	2.1E+01		5.8E-04
123-91-1	Dioxane, 1,4-	3.3	0.099	5.6E-01	6.3E+00	1.8E-07	3.2E-03
67-63-0	Isopropanol	2.9	0.087	-	4.2E+01		4.2E-04
78-93-3	Methyl Ethyl Ketone (2-Butanone)	5.9	0.177	-	1.0E+03		3.4E-05
127-18-4	Tetrachloroethylene	13	0.39	1.1E+01	8.3E+00	3.6E-08	9.3E-03

Cumulative:	2.1E-07	1.4E-02
-------------	---------	---------

Version Date: January 2025

Basis: November 2024 EPA RSL Table

Site ID: NONCD0000822

Exposure Unit ID: LFGP-1 Risk Assessment

Carcinogenic risk and hazard quotient cells highlighted in orange are associated with non-volatile chemicals. Since these chemicals do not pose a vapor intrusion risk, no risk values are calculated for these chemicals.

All concentrations are in ug/m³

CAS #	Chemical Name:	Soil Gas Concentration (ug/m ³)	Calculated Indoor Air Concentration (ug/m ³)	Target Indoor Air Conc. for Carcinogens @ TCR = 1E-06	Target Indoor Air Conc. for Non-Carcinogens @ THQ = 0.2	Calculated Carcinogenic Risk	Calculated Non-Carcinogenic Hazard Quotient
67-64-1	Acetone	100	1	-	-		
75-71-8	Dichlorodifluoromethane	2	0.02	-	8.8E+01		4.6E-05
123-91-1	Dioxane, 1,4-	3.3	0.033	2.5E+00	2.6E+01	1.3E-08	2.5E-04
67-63-0	Isopropanol	2.9	0.029	-	1.8E+02		3.3E-05
78-93-3	Methyl Ethyl Ketone (2-Butanone)	5.9	0.059	-	4.4E+03		2.7E-06
127-18-4	Tetrachloroethylene	13	0.13	4.7E+01	3.5E+01	2.8E-09	7.4E-04

Cumulative:	1.6E-08	1.1E-03
-------------	---------	---------

North Carolina Department of Environmental Quality Risk Calculator

Version Date:	January 2025
Basis:	November 2024 EPA RSL Table
Site Name:	City of Durham Parks - Lyon Park
Site Address:	1101 Cornell Road and 1200 W. Lakewood Avenue, Durham NC
DEQ Section:	Pre-Regulatory Landfill Group
Site ID:	NONCD0000822
Exposure Unit ID:	LFGP-2 Risk Assessment
Submittal Date:	2/20/2026
Prepared By:	Macy Courtney Jennifer Petzold
Reviewed By:	Jerry Paul

Exposure Point Concentrations

Version Date: January 2025
 Basis: November 2024 EPA RSL Table
 Site ID: NONCD000822
 Exposure Unit ID: LFGP-2 Risk Assessment

Soil Gas Exposure Point Concentration Table

Description of Exposure Point Concentration Selection:

Note: Chemicals highlighted in orange are non-volatile chemicals. Since these chemicals do not pose a vapor intrusion risk, no risk values are calculated for these chemicals.

Exposure Point Concentration (ug/m ³)	Notes:	CAS Number	Chemical	Minimum Concentration (Qualifier)	Maximum Concentration (Qualifier)	Units	Location of Maximum Concentration	Detection Frequency	Range of Detection Limits	Concentration Used for Screening	Background Value	Screening Toxicity Value (Screening Level) (n/c)	Potential ARAR/TBC Value	Potential ARAR/TBC Source	COPC Flag (Y/N)	Rationale for Selection or Deletion
11	J	67-64-1	Acetone			ug/m ³	LFGP-2									
2.1	J	75-71-8	Dichlorodifluoromethane			ug/m ³	LFGP-2									
2.5	J	67-63-0	Isopropanol			ug/m ³	LFGP-2									

Version Date: January 2025

Basis: November 2024 EPA RSL Table

Site ID: NONCD0000822

Exposure Unit ID: LFGP-2 Risk Assessment

DIRECT CONTACT SOIL AND WATER CALCULATORS

Receptor	Pathway	Carcinogenic Risk	Hazard Index	Risk exceeded?
Resident	Soil	NC	NC	NC
	Groundwater Use*	NC	NC	NC
Non-Residential Worker	Soil	NC	NC	NC
	Groundwater Use*	NC	NC	NC
Construction Worker	Soil	NC	NC	NC
Recreator/Trespasser	Soil	NC	NC	NC
	Surface Water*	NC	NC	NC

VAPOR INTRUSION CALCULATORS

Receptor	Pathway	Carcinogenic Risk	Hazard Index	Risk exceeded?
Resident	Groundwater to Indoor Air	NC	NC	NC
	Soil Gas to Indoor Air	0.0E+00	9.6E-04	NO
	Indoor Air	NC	NC	NC
Non-Residential Worker	Groundwater to Indoor Air	NC	NC	NC
	Soil Gas to Indoor Air	0.0E+00	7.6E-05	NO
	Indoor Air	NC	NC	NC

CONTAMINANT MIGRATION CALCULATORS

Pathway	Source	Target Receptor Concentrations Exceeded?	
Groundwater	Source Soil	Exceedence of 2L at Receptor?	NC
	Source Groundwater	Exceedence of 2L at Receptor?	NC
Surface Water	Source Soil	Exceedence of 2B at Receptor?	NC
	Source Groundwater	Exceedence of 2B at Receptor?	NC

Notes:

1. If lead concentrations were entered in the exposure point concentration tables, see the individual calculator sheets for lead concentrations in comparison to screening levels. Note that lead is not included in cumulative risk calculations.
2. * = If concentrations in groundwater exceed the NC 2L Standards or IMAC, or concentrations in surface water exceed the NC 2B Standards, appropriate remediation and/or institutional control measures will be necessary to be eligible for a risk-based closure.
3. NM = Not modeled, required contaminant migration parameters were not entered.
4. NC = Pathway not calculated, user did not check this pathway as complete.

Version Date: January 2025

Basis: November 2024 EPA RSL Table

Site ID: NONCD0000822

Exposure Unit ID: LFGP-2 Risk Assessment

Carcinogenic risk and hazard quotient cells highlighted in orange are associated with non-volatile chemicals. Since these chemicals do not pose a vapor intrusion risk, no risk values are calculated for these chemicals.

All concentrations are in ug/m³

CAS #	Chemical Name:	Soil Gas Concentration (ug/m ³)	Calculated Indoor Air Concentration (ug/m ³)	Target Indoor Air Conc. for Carcinogens @ TCR = 1E-06	Target Indoor Air Conc. for Non-Carcinogens @ THQ = 0.2	Calculated Carcinogenic Risk	Calculated Non-Carcinogenic Hazard Quotient
67-64-1	Acetone	11	0.33	-	-		
75-71-8	Dichlorodifluoromethane	2.1	0.063	-	2.1E+01		6.0E-04
67-63-0	Isopropanol	2.5	0.075	-	4.2E+01		3.6E-04

Cumulative:	0.0E+00	9.6E-04
-------------	---------	---------

Version Date: January 2025

Basis: November 2024 EPA RSL Table

Site ID: NONCD0000822

Exposure Unit ID: LFGP-2 Risk Assessment

Carcinogenic risk and hazard quotient cells highlighted in orange are associated with non-volatile chemicals. Since these chemicals do not pose a vapor intrusion risk, no risk values are calculated for these chemicals.

All concentrations are in ug/m³

CAS #	Chemical Name:	Soil Gas Concentration (ug/m ³)	Calculated Indoor Air Concentration (ug/m ³)	Target Indoor Air Conc. for Carcinogens @ TCR = 1E-06	Target Indoor Air Conc. for Non-Carcinogens @ THQ = 0.2	Calculated Carcinogenic Risk	Calculated Non-Carcinogenic Hazard Quotient
67-64-1	Acetone	11	0.11	-	-		
75-71-8	Dichlorodifluoromethane	2.1	0.021	-	8.8E+01		4.8E-05
67-63-0	Isopropanol	2.5	0.025	-	1.8E+02		2.9E-05

Cumulative:	0.0E+00	7.6E-05
-------------	---------	---------

North Carolina Department of Environmental Quality Risk Calculator

Version Date:	January 2025
Basis:	November 2024 EPA RSL Table
Site Name:	City of Durham Parks - Lyon Park
Site Address:	1101 Cornell Road and 1200 W. Lakewood Avenue, Durham NC
DEQ Section:	Pre-Regulatory Landfill Group
Site ID:	NONCD0000822
Exposure Unit ID:	LFGP-3 Risk Assessment
Submittal Date:	2/20/2026
Prepared By:	Macy Courtney Jennifer Petzold
Reviewed By:	Jerry Paul

Version Date: January 2025

Basis: November 2024 EPA RSL Table

Site ID: NONCD000822

Exposure Unit ID: LFGP-3 Risk Assessment

Soil Gas Exposure Point Concentration Table

Description of Exposure Point Concentration Selection:

Note: Chemicals highlighted in orange are non-volatile chemicals. Since these chemicals do not pose a vapor intrusion risk, no risk values are calculated for these chemicals.

Exposure Point Concentration (ug/m ³)	Notes:	CAS Number	Chemical	Minimum Concentration (Qualifier)	Maximum Concentration (Qualifier)	Units	Location of Maximum Concentration	Detection Frequency	Range of Detection Limits	Concentration Used for Screening	Background Value	Screening Toxicity Value (Screening Level) (n/c)	Potential ARAR/TBC Value	Potential ARAR/TBC Source	COPC Flag (Y/N)	Rationale for Selection or Deletion
10	J	67-64-1	Acetone			ug/m ³	LFGP-3									
1.7	J	67-66-3	Chloroform			ug/m ³	LFGP-3									
2	J	75-71-8	Dichlorodifluoromethane			ug/m ³	LFGP-3									
2.8	J	67-63-0	Isopropanol			ug/m ³	LFGP-3									
1.9	J	75-09-2	Methylene Chloride			ug/m ³	LFGP-3									

Version Date: January 2025

Basis: November 2024 EPA RSL Table

Site ID: NONCD0000822

Exposure Unit ID: LFGP-3 Risk Assessment

DIRECT CONTACT SOIL AND WATER CALCULATORS

Receptor	Pathway	Carcinogenic Risk	Hazard Index	Risk exceeded?
Resident	Soil	NC	NC	NC
	Groundwater Use*	NC	NC	NC
Non-Residential Worker	Soil	NC	NC	NC
	Groundwater Use*	NC	NC	NC
Construction Worker	Soil	NC	NC	NC
Recreator/Trespasser	Soil	NC	NC	NC
	Surface Water*	NC	NC	NC

VAPOR INTRUSION CALCULATORS

Receptor	Pathway	Carcinogenic Risk	Hazard Index	Risk exceeded?
Resident	Groundwater to Indoor Air	NC	NC	NC
	Soil Gas to Indoor Air	4.2E-07	2.6E-02	NO
	Indoor Air	NC	NC	NC
Non-Residential Worker	Groundwater to Indoor Air	NC	NC	NC
	Soil Gas to Indoor Air	3.2E-08	2.1E-03	NO
	Indoor Air	NC	NC	NC

CONTAMINANT MIGRATION CALCULATORS

Pathway	Source	Target Receptor Concentrations Exceeded?	
Groundwater	Source Soil	Exceedence of 2L at Receptor?	NC
	Source Groundwater	Exceedence of 2L at Receptor?	NC
Surface Water	Source Soil	Exceedence of 2B at Receptor?	NC
	Source Groundwater	Exceedence of 2B at Receptor?	NC

- Notes:
1. If lead concentrations were entered in the exposure point concentration tables, see the individual calculator sheets for lead concentrations in comparison to screening levels. Note that lead is not included in cumulative risk calculations.
 2. * = If concentrations in groundwater exceed the NC 2L Standards or IMAC, or concentrations in surface water exceed the NC 2B Standards, appropriate remediation and/or institutional control measures will be necessary to be eligible for a risk-based closure.
 3. NM = Not modeled, required contaminant migration parameters were not entered.
 4. NC = Pathway not calculated, user did not check this pathway as complete.

Version Date: January 2025

Basis: November 2024 EPA RSL Table

Site ID: NONCD0000822

Exposure Unit ID: LFGP-3 Risk Assessment

Carcinogenic risk and hazard quotient cells highlighted in orange are associated with non-volatile chemicals. Since these chemicals do not pose a vapor intrusion risk, no risk values are calculated for these chemicals.

All concentrations are in ug/m³

CAS #	Chemical Name:	Soil Gas Concentration (ug/m ³)	Calculated Indoor Air Concentration (ug/m ³)	Target Indoor Air Conc. for Carcinogens @ TCR = 1E-06	Target Indoor Air Conc. for Non-Carcinogens @ THQ = 0.2	Calculated Carcinogenic Risk	Calculated Non-Carcinogenic Hazard Quotient
67-64-1	Acetone	10	0.3	-	-		
67-66-3	Chloroform	1.7	0.051	1.2E-01	4.1E-01	4.2E-07	2.5E-02
75-71-8	Dichlorodifluoromethane	2	0.06	-	2.1E+01		5.8E-04
67-63-0	Isopropanol	2.8	0.084	-	4.2E+01		4.0E-04
75-09-2	Methylene Chloride	1.9	0.057	1.0E+02	1.3E+02	5.6E-10	9.1E-05

Cumulative:	4.2E-07	2.6E-02
-------------	---------	---------

Version Date: January 2025

Basis: November 2024 EPA RSL Table

Site ID: NONCD0000822

Exposure Unit ID: LFGP-3 Risk Assessment

Carcinogenic risk and hazard quotient cells highlighted in orange are associated with non-volatile chemicals. Since these chemicals do not pose a vapor intrusion risk, no risk values are calculated for these chemicals.

All concentrations are in ug/m³

CAS #	Chemical Name:	Soil Gas Concentration (ug/m ³)	Calculated Indoor Air Concentration (ug/m ³)	Target Indoor Air Conc. for Carcinogens @ TCR = 1E-06	Target Indoor Air Conc. for Non-Carcinogens @ THQ = 0.2	Calculated Carcinogenic Risk	Calculated Non-Carcinogenic Hazard Quotient
67-64-1	Acetone	10	0.1	-	-		
67-66-3	Chloroform	1.7	0.017	5.3E-01	1.7E+00	3.2E-08	2.0E-03
75-71-8	Dichlorodifluoromethane	2	0.02	-	8.8E+01		4.6E-05
67-63-0	Isopropanol	2.8	0.028	-	1.8E+02		3.2E-05
75-09-2	Methylene Chloride	1.9	0.019	1.2E+03	5.3E+02	1.5E-11	7.2E-06

Cumulative:	3.2E-08	2.1E-03
-------------	---------	---------

North Carolina Department of Environmental Quality Risk Calculator

Version Date:	January 2025
Basis:	November 2024 EPA RSL Table
Site Name:	City of Durham Parks - Lyon Park
Site Address:	1101 Cornell Road and 1200 W. Lakewood Avenue, Durham NC
DEQ Section:	Pre-Regulatory Landfill Group
Site ID:	NONCD0000822
Exposure Unit ID:	LFGP-4 Risk Assessment
Submittal Date:	2/20/2026
Prepared By:	Macy Courtney Jennifer Petzold
Reviewed By:	Jerry Paul

Exposure Point Concentrations

Version Date: January 2025
 Basis: November 2024 EPA RSL Table
 Site ID: NONCD000822
 Exposure Unit ID: LFGP-4 Risk Assessment

Soil Gas Exposure Point Concentration Table

Description of Exposure Point Concentration Selection:

Note: Chemicals highlighted in orange are non-volatile chemicals. Since these chemicals do not pose a vapor intrusion risk, no risk values are calculated for these chemicals.

Exposure Point Concentration (ug/m ³)	Notes:	CAS Number	Chemical	Minimum Concentration (Qualifier)	Maximum Concentration (Qualifier)	Units	Location of Maximum Concentration	Detection Frequency	Range of Detection Limits	Concentration Used for Screening	Background Value	Screening Toxicity Value (Screening Level) (n/c)	Potential ARAR/TBC Value	Potential ARAR/TBC Source	COPC Flag (Y/N)	Rationale for Selection or Deletion
11	J	67-64-1	Acetone			ug/m ³	LFGP-4									
2.2	J	75-71-8	Dichlorodifluoromethane			ug/m ³	LFGP-4									

Version Date: January 2025

Basis: November 2024 EPA RSL Table

Site ID: NONCD0000822

Exposure Unit ID: LFGP-4 Risk Assessment

DIRECT CONTACT SOIL AND WATER CALCULATORS

Receptor	Pathway	Carcinogenic Risk	Hazard Index	Risk exceeded?
Resident	Soil	NC	NC	NC
	Groundwater Use*	NC	NC	NC
Non-Residential Worker	Soil	NC	NC	NC
	Groundwater Use*	NC	NC	NC
Construction Worker	Soil	NC	NC	NC
Recreator/Trespasser	Soil	NC	NC	NC
	Surface Water*	NC	NC	NC

VAPOR INTRUSION CALCULATORS

Receptor	Pathway	Carcinogenic Risk	Hazard Index	Risk exceeded?
Resident	Groundwater to Indoor Air	NC	NC	NC
	Soil Gas to Indoor Air	0.0E+00	6.3E-04	NO
	Indoor Air	NC	NC	NC
Non-Residential Worker	Groundwater to Indoor Air	NC	NC	NC
	Soil Gas to Indoor Air	0.0E+00	5.0E-05	NO
	Indoor Air	NC	NC	NC

CONTAMINANT MIGRATION CALCULATORS

Pathway	Source	Target Receptor Concentrations Exceeded?	
Groundwater	Source Soil	Exceedence of 2L at Receptor?	NC
	Source Groundwater	Exceedence of 2L at Receptor?	NC
Surface Water	Source Soil	Exceedence of 2B at Receptor?	NC
	Source Groundwater	Exceedence of 2B at Receptor?	NC

Notes:

1. If lead concentrations were entered in the exposure point concentration tables, see the individual calculator sheets for lead concentrations in comparison to screening levels. Note that lead is not included in cumulative risk calculations.
2. * = If concentrations in groundwater exceed the NC 2L Standards or IMAC, or concentrations in surface water exceed the NC 2B Standards, appropriate remediation and/or institutional control measures will be necessary to be eligible for a risk-based closure.
3. NM = Not modeled, required contaminant migration parameters were not entered.
4. NC = Pathway not calculated, user did not check this pathway as complete.

Version Date: January 2025

Basis: November 2024 EPA RSL Table

Site ID: NONCD0000822

Exposure Unit ID: LFGP-4 Risk Assessment

Carcinogenic risk and hazard quotient cells highlighted in orange are associated with non-volatile chemicals. Since these chemicals do not pose a vapor intrusion risk, no risk values are calculated for these chemicals.

All concentrations are in ug/m³

CAS #	Chemical Name:	Soil Gas Concentration (ug/m ³)	Calculated Indoor Air Concentration (ug/m ³)	Target Indoor Air Conc. for Carcinogens @ TCR = 1E-06	Target Indoor Air Conc. for Non-Carcinogens @ THQ = 0.2	Calculated Carcinogenic Risk	Calculated Non-Carcinogenic Hazard Quotient
67-64-1	Acetone	11	0.33	-	-		
75-71-8	Dichlorodifluoromethane	2.2	0.066	-	2.1E+01		6.3E-04

Cumulative:	0.0E+00	6.3E-04
-------------	---------	---------

Version Date: January 2025

Basis: November 2024 EPA RSL Table

Site ID: NONCD0000822

Exposure Unit ID: LFGP-4 Risk Assessment

Carcinogenic risk and hazard quotient cells highlighted in orange are associated with non-volatile chemicals. Since these chemicals do not pose a vapor intrusion risk, no risk values are calculated for these chemicals.

All concentrations are in ug/m³

CAS #	Chemical Name:	Soil Gas Concentration (ug/m ³)	Calculated Indoor Air Concentration (ug/m ³)	Target Indoor Air Conc. for Carcinogens @ TCR = 1E-06	Target Indoor Air Conc. for Non-Carcinogens @ THQ = 0.2	Calculated Carcinogenic Risk	Calculated Non-Carcinogenic Hazard Quotient
67-64-1	Acetone	11	0.11	-	-		
75-71-8	Dichlorodifluoromethane	2.2	0.022	-	8.8E+01		5.0E-05

Cumulative:	0.0E+00	5.0E-05
-------------	---------	---------

North Carolina Department of Environmental Quality Risk Calculator

Version Date:	January 2025
Basis:	November 2024 EPA RSL Table
Site Name:	City of Durham Parks - Lyon Park
Site Address:	1101 Cornell Road and 1200 W. Lakewood Avenue, Durham NC
DEQ Section:	Pre-Regulatory Landfill Group
Site ID:	NONCD0000822
Exposure Unit ID:	LFGP-5 Risk Assessment
Submittal Date:	2/20/2026
Prepared By:	Macy Courtney Jennifer Petzold
Reviewed By:	Jerry Paul

Version Date: January 2025

Basis: November 2024 EPA RSL Table

Site ID: NONCD000822

Exposure Unit ID: LFGP-5 Risk Assessment

Soil Gas Exposure Point Concentration Table

Description of Exposure Point Concentration Selection:

Note: Chemicals highlighted in orange are non-volatile chemicals. Since these chemicals do not pose a vapor intrusion risk, no risk values are calculated for these chemicals.

Exposure Point Concentration (ug/m ³)	Notes:	CAS Number	Chemical	Minimum Concentration (Qualifier)	Maximum Concentration (Qualifier)	Units	Location of Maximum Concentration	Detection Frequency	Range of Detection Limits	Concentration Used for Screening	Background Value	Screening Toxicity Value (Screening Level) (n/c)	Potential ARAR/TBC Value	Potential ARAR/TBC Source	COPC Flag (Y/N)	Rationale for Selection or Deletion
6.8	J	67-64-1	Acetone			ug/m ³	LFGP-5									
2.1	J	67-66-3	Chloroform			ug/m ³	LFGP-5									
2.4	J	75-71-8	Dichlorodifluoromethane			ug/m ³	LFGP-5									
2.9	J	67-63-0	Isopropanol			ug/m ³	LFGP-5									

Version Date: January 2025

Basis: November 2024 EPA RSL Table

Site ID: NONCD0000822

Exposure Unit ID: LFGP-5 Risk Assessment

DIRECT CONTACT SOIL AND WATER CALCULATORS

Receptor	Pathway	Carcinogenic Risk	Hazard Index	Risk exceeded?
Resident	Soil	NC	NC	NC
	Groundwater Use*	NC	NC	NC
Non-Residential Worker	Soil	NC	NC	NC
	Groundwater Use*	NC	NC	NC
Construction Worker	Soil	NC	NC	NC
Recreator/Trespasser	Soil	NC	NC	NC
	Surface Water*	NC	NC	NC

VAPOR INTRUSION CALCULATORS

Receptor	Pathway	Carcinogenic Risk	Hazard Index	Risk exceeded?
Resident	Groundwater to Indoor Air	NC	NC	NC
	Soil Gas to Indoor Air	5.2E-07	3.2E-02	NO
	Indoor Air	NC	NC	NC
Non-Residential Worker	Groundwater to Indoor Air	NC	NC	NC
	Soil Gas to Indoor Air	3.9E-08	2.5E-03	NO
	Indoor Air	NC	NC	NC

CONTAMINANT MIGRATION CALCULATORS

Pathway	Source	Target Receptor Concentrations Exceeded?	
Groundwater	Source Soil	Exceedence of 2L at Receptor?	NC
	Source Groundwater	Exceedence of 2L at Receptor?	NC
Surface Water	Source Soil	Exceedence of 2B at Receptor?	NC
	Source Groundwater	Exceedence of 2B at Receptor?	NC

Notes:

1. If lead concentrations were entered in the exposure point concentration tables, see the individual calculator sheets for lead concentrations in comparison to screening levels. Note that lead is not included in cumulative risk calculations.
2. * = If concentrations in groundwater exceed the NC 2L Standards or IMAC, or concentrations in surface water exceed the NC 2B Standards, appropriate remediation and/or institutional control measures will be necessary to be eligible for a risk-based closure.
3. NM = Not modeled, required contaminant migration parameters were not entered.
4. NC = Pathway not calculated, user did not check this pathway as complete.

Version Date: January 2025

Basis: November 2024 EPA RSL Table

Site ID: NONCD0000822

Exposure Unit ID: LFGP-5 Risk Assessment

Carcinogenic risk and hazard quotient cells highlighted in orange are associated with non-volatile chemicals. Since these chemicals do not pose a vapor intrusion risk, no risk values are calculated for these chemicals.

All concentrations are in ug/m³

CAS #	Chemical Name:	Soil Gas Concentration (ug/m ³)	Calculated Indoor Air Concentration (ug/m ³)	Target Indoor Air Conc. for Carcinogens @ TCR = 1E-06	Target Indoor Air Conc. for Non-Carcinogens @ THQ = 0.2	Calculated Carcinogenic Risk	Calculated Non-Carcinogenic Hazard Quotient
67-64-1	Acetone	6.8	0.204	-	-		
67-66-3	Chloroform	2.1	0.063	1.2E-01	4.1E-01	5.2E-07	3.1E-02
75-71-8	Dichlorodifluoromethane	2.4	0.072	-	2.1E+01		6.9E-04
67-63-0	Isopropanol	2.9	0.087	-	4.2E+01		4.2E-04

Cumulative:	5.2E-07	3.2E-02
-------------	---------	---------

Version Date: January 2025

Basis: November 2024 EPA RSL Table

Site ID: NONCD0000822

Exposure Unit ID: LFGP-5 Risk Assessment

Carcinogenic risk and hazard quotient cells highlighted in orange are associated with non-volatile chemicals. Since these chemicals do not pose a vapor intrusion risk, no risk values are calculated for these chemicals.

All concentrations are in ug/m³

CAS #	Chemical Name:	Soil Gas Concentration (ug/m ³)	Calculated Indoor Air Concentration (ug/m ³)	Target Indoor Air Conc. for Carcinogens @ TCR = 1E-06	Target Indoor Air Conc. for Non-Carcinogens @ THQ = 0.2	Calculated Carcinogenic Risk	Calculated Non-Carcinogenic Hazard Quotient
67-64-1	Acetone	6.8	0.068	-	-		
67-66-3	Chloroform	2.1	0.021	5.3E-01	1.7E+00	3.9E-08	2.5E-03
75-71-8	Dichlorodifluoromethane	2.4	0.024	-	8.8E+01		5.5E-05
67-63-0	Isopropanol	2.9	0.029	-	1.8E+02		3.3E-05

Cumulative:	3.9E-08	2.5E-03
-------------	---------	---------

North Carolina Department of Environmental Quality Risk Calculator

Version Date:	January 2025
Basis:	November 2024 EPA RSL Table
Site Name:	City of Durham Parks - Lyon Park
Site Address:	1101 Cornell Road and 1200 W. Lakewood Avenue, Durham NC
DEQ Section:	Pre-Regulatory Landfill Group
Site ID:	NONCD0000822
Exposure Unit ID:	LFGP-6/DUP Risk Assessment
Submittal Date:	2/20/2026
Prepared By:	Macy Courtney Jennifer Petzold
Reviewed By:	Jerry Paul

Exposure Point Concentrations Input Form 2D

Version Date: January 2025

Basis: November 2024 EPA RSL Table

Site ID: NONCD0000822

Exposure Unit ID: LFGP-6/DUP Risk Assessment

Soil Gas Exposure Point Concentration Table

Description of Exposure Point Concentration Selection:

Note: Chemicals highlighted in orange are non-volatile chemicals. Since these chemicals do not pose a vapor intrusion risk, no risk values are calculated for these chemicals.

Exposure Point Concentration (ug/m ³)	Notes:	CAS Number	Chemical	Minimum Concentration (Qualifier)	Maximum Concentration (Qualifier)	Units	Location of Maximum Concentration	Detection Frequency	Range of Detection Limits	Concentration Used for Screening	Background Value	Screening Toxicity Value (Screening Level) (a/c)	Potential ARAR/TBC Value	Potential ARAR/TBC Source	COPC Flag (Y/N)	Rationale for Selection or Deletion
7	J	67-64-1	Acetone			ug/m ³	LFGP-DUP-1									
3.4		71-43-2	Benzene			ug/m ³	LFGP-6/DUP2									
4		110-82-7	Cyclohexane			ug/m ³	LFGP-6/DUP2									
39		75-71-8	Dichlorodifluoromethane			ug/m ³	LFGP-6/DUP2									
3	J	67-63-0	Isopropanol			ug/m ³	LFGP-8									
1.9	J	75-09-2	Methylene Chloride			ug/m ³	LFGP-10									

Version Date: January 2025

Basis: November 2024 EPA RSL Table

Site ID: NONCD0000822

Exposure Unit ID: LFGP-6/DUP Risk Assessment

DIRECT CONTACT SOIL AND WATER CALCULATORS

Receptor	Pathway	Carcinogenic Risk	Hazard Index	Risk exceeded?
Resident	Soil	NC	NC	NC
	Groundwater Use*	NC	NC	NC
Non-Residential Worker	Soil	NC	NC	NC
	Groundwater Use*	NC	NC	NC
Construction Worker	Soil	NC	NC	NC
Recreator/Trespasser	Soil	NC	NC	NC
	Surface Water*	NC	NC	NC

VAPOR INTRUSION CALCULATORS

Receptor	Pathway	Carcinogenic Risk	Hazard Index	Risk exceeded?
Resident	Groundwater to Indoor Air	NC	NC	NC
	Soil Gas to Indoor Air	2.8E-07	1.5E-02	NO
	Indoor Air	NC	NC	NC
Non-Residential Worker	Groundwater to Indoor Air	NC	NC	NC
	Soil Gas to Indoor Air	2.2E-08	1.2E-03	NO
	Indoor Air	NC	NC	NC

CONTAMINANT MIGRATION CALCULATORS

Pathway	Source	Target Receptor Concentrations Exceeded?	
Groundwater	Source Soil	Exceedence of 2L at Receptor?	NC
	Source Groundwater	Exceedence of 2L at Receptor?	NC
Surface Water	Source Soil	Exceedence of 2B at Receptor?	NC
	Source Groundwater	Exceedence of 2B at Receptor?	NC

Notes:

1. If lead concentrations were entered in the exposure point concentration tables, see the individual calculator sheets for lead concentrations in comparison to screening levels. Note that lead is not included in cumulative risk calculations.
2. * = If concentrations in groundwater exceed the NC 2L Standards or IMAC, or concentrations in surface water exceed the NC 2B Standards, appropriate remediation and/or institutional control measures will be necessary to be eligible for a risk-based closure.
3. NM = Not modeled, required contaminant migration parameters were not entered.
4. NC = Pathway not calculated, user did not check this pathway as complete.

Version Date: January 2025

Basis: November 2024 EPA RSL Table

Site ID: NONCD0000822

Exposure Unit ID: LFGP-6/DUP Risk Assessment

Carcinogenic risk and hazard quotient cells highlighted in orange are associated with non-volatile chemicals. Since these chemicals do not pose a vapor intrusion risk, no risk values are calculated for these chemicals.

All concentrations are in ug/m³

CAS #	Chemical Name:	Soil Gas Concentration (ug/m ³)	Calculated Indoor Air Concentration (ug/m ³)	Target Indoor Air Conc. for Carcinogens @ TCR = 1E-06	Target Indoor Air Conc. for Non-Carcinogens @ THQ = 0.2	Calculated Carcinogenic Risk	Calculated Non-Carcinogenic Hazard Quotient
67-64-1	Acetone	7	0.21	-	-		
71-43-2	Benzene	3.4	0.102	3.6E-01	6.3E+00	2.8E-07	3.3E-03
110-82-7	Cyclohexane	4	0.12	-	1.3E+03		1.9E-05
75-71-8	Dichlorodifluoromethane	39	1.17	-	2.1E+01		1.1E-02
67-63-0	Isopropanol	3	0.09	-	4.2E+01		4.3E-04
75-09-2	Methylene Chloride	1.9	0.057	1.0E+02	1.3E+02	5.6E-10	9.1E-05

Cumulative:	2.8E-07	1.5E-02
-------------	---------	---------

Version Date: January 2025

Basis: November 2024 EPA RSL Table

Site ID: NONCD0000822

Exposure Unit ID: LFGP-6/DUP Risk Assessment

Carcinogenic risk and hazard quotient cells highlighted in orange are associated with non-volatile chemicals. Since these chemicals do not pose a vapor intrusion risk, no risk values are calculated for these chemicals.

All concentrations are in ug/m³

CAS #	Chemical Name:	Soil Gas Concentration (ug/m ³)	Calculated Indoor Air Concentration (ug/m ³)	Target Indoor Air Conc. for Carcinogens @ TCR = 1E-06	Target Indoor Air Conc. for Non-Carcinogens @ THQ = 0.2	Calculated Carcinogenic Risk	Calculated Non-Carcinogenic Hazard Quotient
67-64-1	Acetone	7	0.07	-	-		
71-43-2	Benzene	3.4	0.034	1.6E+00	2.6E+01	2.2E-08	2.6E-04
110-82-7	Cyclohexane	4	0.04	-	5.3E+03		1.5E-06
75-71-8	Dichlorodifluoromethane	39	0.39	-	8.8E+01		8.9E-04
67-63-0	Isopropanol	3	0.03	-	1.8E+02		3.4E-05
75-09-2	Methylene Chloride	1.9	0.019	1.2E+03	5.3E+02	1.5E-11	7.2E-06

Cumulative:	2.2E-08	1.2E-03
-------------	---------	---------

North Carolina Department of Environmental Quality Risk Calculator

Version Date:	January 2025
Basis:	November 2024 EPA RSL Table
Site Name:	City of Durham Parks - Lyon Park
Site Address:	1101 Cornell Road and 1200 W. Lakewood Avenue, Durham NC
DEQ Section:	Pre-Regulatory Landfill Group
Site ID:	NONCD0000822
Exposure Unit ID:	LFGP-7 Risk Assessment
Submittal Date:	2/20/2026
Prepared By:	Macy Courtney Jennifer Petzold
Reviewed By:	Jerry Paul

Exposure Point Concentrations

Version Date: January 2025
 Basis: November 2024 EPA RSL Table
 Site ID: NONCD000822
 Exposure Unit ID: LFGP-7 Risk Assessment

Soil Gas Exposure Point Concentration Table

Description of Exposure Point Concentration Selection:

DUP taken at LFGP-6. Highest concentration taken between the two.

Note: Chemicals highlighted in orange are non-volatile chemicals. Since these chemicals do not pose a vapor intrusion risk, no risk values are calculated for these chemicals.

Exposure Point Concentration (ug/m ³)	Notes:	CAS Number	Chemical	Minimum Concentration (Qualifier)	Maximum Concentration (Qualifier)	Units	Location of Maximum Concentration	Detection Frequency	Range of Detection Limits	Concentration Used for Screening	Background Value	Screening Toxicity Value (Screening Level) (n/c)	Potential ARAR/TBC Value	Potential ARAR/TBC Source	COPC Flag (Y/N)	Rationale for Selection or Deletion
8.6	J	67-64-1	Acetone			ug/m ³	LFGP-7									
1.3	J	71-43-2	Benzene			ug/m ³	LFGP-7									
2.9		110-82-7	Cyclohexane			ug/m ³	LFGP-7									
5.4	J	67-63-0	Isopropanol			ug/m ³	LFGP-7									

Version Date: January 2025

Basis: November 2024 EPA RSL Table

Site ID: NONCD0000822

Exposure Unit ID: LFGP-7 Risk Assessment

DIRECT CONTACT SOIL AND WATER CALCULATORS

Receptor	Pathway	Carcinogenic Risk	Hazard Index	Risk exceeded?
Resident	Soil	NC	NC	NC
	Groundwater Use*	NC	NC	NC
Non-Residential Worker	Soil	NC	NC	NC
	Groundwater Use*	NC	NC	NC
Construction Worker	Soil	NC	NC	NC
Recreator/Trespasser	Soil	NC	NC	NC
	Surface Water*	NC	NC	NC

VAPOR INTRUSION CALCULATORS

Receptor	Pathway	Carcinogenic Risk	Hazard Index	Risk exceeded?
Resident	Groundwater to Indoor Air	NC	NC	NC
	Soil Gas to Indoor Air	1.1E-07	2.0E-03	NO
	Indoor Air	NC	NC	NC
Non-Residential Worker	Groundwater to Indoor Air	NC	NC	NC
	Soil Gas to Indoor Air	8.3E-09	1.6E-04	NO
	Indoor Air	NC	NC	NC

CONTAMINANT MIGRATION CALCULATORS

Pathway	Source	Target Receptor Concentrations Exceeded?	
Groundwater	Source Soil	Exceedence of 2L at Receptor?	NC
	Source Groundwater	Exceedence of 2L at Receptor?	NC
Surface Water	Source Soil	Exceedence of 2B at Receptor?	NC
	Source Groundwater	Exceedence of 2B at Receptor?	NC

- Notes:
1. If lead concentrations were entered in the exposure point concentration tables, see the individual calculator sheets for lead concentrations in comparison to screening levels. Note that lead is not included in cumulative risk calculations.
 2. * = If concentrations in groundwater exceed the NC 2L Standards or IMAC, or concentrations in surface water exceed the NC 2B Standards, appropriate remediation and/or institutional control measures will be necessary to be eligible for a risk-based closure.
 3. NM = Not modeled, required contaminant migration parameters were not entered.
 4. NC = Pathway not calculated, user did not check this pathway as complete.

Version Date: January 2025

Basis: November 2024 EPA RSL Table

Site ID: NONCD0000822

Exposure Unit ID: LFGP-7 Risk Assessment

Carcinogenic risk and hazard quotient cells highlighted in orange are associated with non-volatile chemicals. Since these chemicals do not pose a vapor intrusion risk, no risk values are calculated for these chemicals.

All concentrations are in ug/m³

CAS #	Chemical Name:	Soil Gas Concentration (ug/m ³)	Calculated Indoor Air Concentration (ug/m ³)	Target Indoor Air Conc. for Carcinogens @ TCR = 1E-06	Target Indoor Air Conc. for Non-Carcinogens @ THQ = 0.2	Calculated Carcinogenic Risk	Calculated Non-Carcinogenic Hazard Quotient
67-64-1	Acetone	8.6	0.258	-	-		
71-43-2	Benzene	1.3	0.039	3.6E-01	6.3E+00	1.1E-07	1.2E-03
110-82-7	Cyclohexane	2.9	0.087	-	1.3E+03		1.4E-05
67-63-0	Isopropanol	5.4	0.162	-	4.2E+01		7.8E-04

Cumulative:	1.1E-07	2.0E-03
-------------	---------	---------

Version Date: January 2025

Basis: November 2024 EPA RSL Table

Site ID: NONCD0000822

Exposure Unit ID: LFGP-7 Risk Assessment

Carcinogenic risk and hazard quotient cells highlighted in orange are associated with non-volatile chemicals. Since these chemicals do not pose a vapor intrusion risk, no risk values are calculated for these chemicals.

All concentrations are in ug/m³

CAS #	Chemical Name:	Soil Gas Concentration (ug/m ³)	Calculated Indoor Air Concentration (ug/m ³)	Target Indoor Air Conc. for Carcinogens @ TCR = 1E-06	Target Indoor Air Conc. for Non-Carcinogens @ THQ = 0.2	Calculated Carcinogenic Risk	Calculated Non-Carcinogenic Hazard Quotient
67-64-1	Acetone	8.6	0.086	-	-		
71-43-2	Benzene	1.3	0.013	1.6E+00	2.6E+01	8.3E-09	9.9E-05
110-82-7	Cyclohexane	2.9	0.029	-	5.3E+03		1.1E-06
67-63-0	Isopropanol	5.4	0.054	-	1.8E+02		6.2E-05

Cumulative:	8.3E-09	1.6E-04
-------------	---------	---------

North Carolina Department of Environmental Quality Risk Calculator

Version Date:	January 2025
Basis:	November 2024 EPA RSL Table
Site Name:	City of Durham Parks - Lyon Park
Site Address:	1101 Cornell Road and 1200 W. Lakewood Avenue, Durham NC
DEQ Section:	Pre-Regulatory Landfill Group
Site ID:	NONCD0000822
Exposure Unit ID:	LFGP-8 Risk Assessment
Submittal Date:	2/20/2026
Prepared By:	Macy Courtney Jennifer Petzold
Reviewed By:	Jerry Paul

Version Date: January 2025

Basis: November 2024 EPA RSL Table

Site ID: NONCD000822

Exposure Unit ID: LFGP-8 Risk Assessment

Soil Gas Exposure Point Concentration Table

Description of Exposure Point Concentration Selection:

Note: Chemicals highlighted in orange are non-volatile chemicals. Since these chemicals do not pose a vapor intrusion risk, no risk values are calculated for these chemicals.

Exposure Point Concentration (ug/m ³)	Notes:	CAS Number	Chemical	Minimum Concentration (Qualifier)	Maximum Concentration (Qualifier)	Units	Location of Maximum Concentration	Detection Frequency	Range of Detection Limits	Concentration Used for Screening	Background Value	Screening Toxicity Value (Screening Level) (n/c)	Potential ARAR/TBC Value	Potential ARAR/TBC Source	COPC Flag (Y/N)	Rationale for Selection or Deletion
7.9	J	67-64-1	Acetone			ug/m ³	LFGP-8									
2.2	J	75-71-8	Dichlorodifluoromethane			ug/m ³	LFGP-8									
7.1	J	67-63-0	Isopropanol			ug/m ³	LFGP-8									
63		127-18-4	Tetrachloroethylene			ug/m ³	LFGP-8									

Version Date: January 2025

Basis: November 2024 EPA RSL Table

Site ID: NONCD0000822

Exposure Unit ID: LFGP-8 Risk Assessment

DIRECT CONTACT SOIL AND WATER CALCULATORS

Receptor	Pathway	Carcinogenic Risk	Hazard Index	Risk exceeded?
Resident	Soil	NC	NC	NC
	Groundwater Use*	NC	NC	NC
Non-Residential Worker	Soil	NC	NC	NC
	Groundwater Use*	NC	NC	NC
Construction Worker	Soil	NC	NC	NC
Recreator/Trespasser	Soil	NC	NC	NC
	Surface Water*	NC	NC	NC

VAPOR INTRUSION CALCULATORS

Receptor	Pathway	Carcinogenic Risk	Hazard Index	Risk exceeded?
Resident	Groundwater to Indoor Air	NC	NC	NC
	Soil Gas to Indoor Air	1.8E-07	4.7E-02	NO
	Indoor Air	NC	NC	NC
Non-Residential Worker	Groundwater to Indoor Air	NC	NC	NC
	Soil Gas to Indoor Air	1.3E-08	3.7E-03	NO
	Indoor Air	NC	NC	NC

CONTAMINANT MIGRATION CALCULATORS

Pathway	Source	Target Receptor Concentrations Exceeded?	
Groundwater	Source Soil	Exceedence of 2L at Receptor?	NC
	Source Groundwater	Exceedence of 2L at Receptor?	NC
Surface Water	Source Soil	Exceedence of 2B at Receptor?	NC
	Source Groundwater	Exceedence of 2B at Receptor?	NC

Notes:

1. If lead concentrations were entered in the exposure point concentration tables, see the individual calculator sheets for lead concentrations in comparison to screening levels. Note that lead is not included in cumulative risk calculations.
2. * = If concentrations in groundwater exceed the NC 2L Standards or IMAC, or concentrations in surface water exceed the NC 2B Standards, appropriate remediation and/or institutional control measures will be necessary to be eligible for a risk-based closure.
3. NM = Not modeled, required contaminant migration parameters were not entered.
4. NC = Pathway not calculated, user did not check this pathway as complete.

Version Date: January 2025

Basis: November 2024 EPA RSL Table

Site ID: NONCD0000822

Exposure Unit ID: LFGP-8 Risk Assessment

Carcinogenic risk and hazard quotient cells highlighted in orange are associated with non-volatile chemicals. Since these chemicals do not pose a vapor intrusion risk, no risk values are calculated for these chemicals.

All concentrations are in ug/m³

CAS #	Chemical Name:	Soil Gas Concentration (ug/m ³)	Calculated Indoor Air Concentration (ug/m ³)	Target Indoor Air Conc. for Carcinogens @ TCR = 1E-06	Target Indoor Air Conc. for Non-Carcinogens @ THQ = 0.2	Calculated Carcinogenic Risk	Calculated Non-Carcinogenic Hazard Quotient
67-64-1	Acetone	7.9	0.079	-	-		
75-71-8	Dichlorodifluoromethane	2.2	0.022	-	8.8E+01		5.0E-05
67-63-0	Isopropanol	7.1	0.071	-	1.8E+02		8.1E-05
127-18-4	Tetrachloroethylene	63	0.63	4.7E+01	3.5E+01	1.3E-08	3.6E-03

Cumulative:	1.3E-08	3.7E-03
-------------	---------	---------

Version Date: January 2025

Basis: November 2024 EPA RSL Table

Site ID: NONCD0000822

Exposure Unit ID: LFGP-8 Risk Assessment

Carcinogenic risk and hazard quotient cells highlighted in orange are associated with non-volatile chemicals. Since these chemicals do not pose a vapor intrusion risk, no risk values are calculated for these chemicals.

All concentrations are in ug/m³

CAS #	Chemical Name:	Soil Gas Concentration (ug/m ³)	Calculated Indoor Air Concentration (ug/m ³)	Target Indoor Air Conc. for Carcinogens @ TCR = 1E-06	Target Indoor Air Conc. for Non-Carcinogens @ THQ = 0.2	Calculated Carcinogenic Risk	Calculated Non-Carcinogenic Hazard Quotient
67-64-1	Acetone	7.9	0.237	-	-		
75-71-8	Dichlorodifluoromethane	2.2	0.066	-	2.1E+01		6.3E-04
67-63-0	Isopropanol	7.1	0.213	-	4.2E+01		1.0E-03
127-18-4	Tetrachloroethylene	63	1.89	1.1E+01	8.3E+00	1.8E-07	4.5E-02

Cumulative:	1.8E-07	4.7E-02
-------------	---------	---------

North Carolina Department of Environmental Quality Risk Calculator

Version Date:	January 2025
Basis:	November 2024 EPA RSL Table
Site Name:	City of Durham Parks - Lyon Park
Site Address:	1101 Cornell Road and 1200 W. Lakewood Avenue, Durham NC
DEQ Section:	Pre-Regulatory Landfill Group
Site ID:	NONCD0000822
Exposure Unit ID:	LFGP-9 Risk Assessment
Submittal Date:	2/20/2026
Prepared By:	Macy Courtney Jennifer Petzold
Reviewed By:	Jerry Paul

Exposure Point Concentrations

Version Date: January 2025
 Basis: November 2024 EPA RSL Table
 Site ID: NONCD000822
 Exposure Unit ID: LFGP-9 Risk Assessment

Soil Gas Exposure Point Concentration Table

Description of Exposure Point Concentration Selection:

DUP taken at LFGP-6. Highest concentration taken between the two.

Note: Chemicals highlighted in orange are non-volatile chemicals. Since these chemicals do not pose a vapor intrusion risk, no risk values are calculated for these chemicals.

Exposure Point Concentration (ug/m ³)	Notes:	CAS Number	Chemical	Minimum Concentration (Qualifier)	Maximum Concentration (Qualifier)	Units	Location of Maximum Concentration	Detection Frequency	Range of Detection Limits	Concentration Used for Screening	Background Value	Screening Toxicity Value (Screening Level) (n/c)	Potential ARAR/TBC Value	Potential ARAR/TBC Source	COPC Flag (Y/N)	Rationale for Selection or Deletion
2	J	75-71-8	Dichlorodifluoromethane			ug/m ³	LFGP-9									
6.6	J	67-63-0	Isopropanol			ug/m ³	LFGP-9									
23		76-13-1	Trichloro-1,2,2-trifluoroethane, 1,1,2-			ug/m ³	LFGP-9									

Version Date: January 2025

Basis: November 2024 EPA RSL Table

Site ID: NONCD0000822

Exposure Unit ID: LFGP-9 Risk Assessment

DIRECT CONTACT SOIL AND WATER CALCULATORS

Receptor	Pathway	Carcinogenic Risk	Hazard Index	Risk exceeded?
Resident	Soil	NC	NC	NC
	Groundwater Use*	NC	NC	NC
Non-Residential Worker	Soil	NC	NC	NC
	Groundwater Use*	NC	NC	NC
Construction Worker	Soil	NC	NC	NC
Recreator/Trespasser	Soil	NC	NC	NC
	Surface Water*	NC	NC	NC

VAPOR INTRUSION CALCULATORS

Receptor	Pathway	Carcinogenic Risk	Hazard Index	Risk exceeded?
Resident	Groundwater to Indoor Air	NC	NC	NC
	Soil Gas to Indoor Air	0.0E+00	1.7E-03	NO
	Indoor Air	NC	NC	NC
Non-Residential Worker	Groundwater to Indoor Air	NC	NC	NC
	Soil Gas to Indoor Air	0.0E+00	1.3E-04	NO
	Indoor Air	NC	NC	NC

CONTAMINANT MIGRATION CALCULATORS

Pathway	Source	Target Receptor Concentrations Exceeded?	
Groundwater	Source Soil	Exceedence of 2L at Receptor?	NC
	Source Groundwater	Exceedence of 2L at Receptor?	NC
Surface Water	Source Soil	Exceedence of 2B at Receptor?	NC
	Source Groundwater	Exceedence of 2B at Receptor?	NC

Notes:

1. If lead concentrations were entered in the exposure point concentration tables, see the individual calculator sheets for lead concentrations in comparison to screening levels. Note that lead is not included in cumulative risk calculations.
2. * = If concentrations in groundwater exceed the NC 2L Standards or IMAC, or concentrations in surface water exceed the NC 2B Standards, appropriate remediation and/or institutional control measures will be necessary to be eligible for a risk-based closure.
3. NM = Not modeled, required contaminant migration parameters were not entered.
4. NC = Pathway not calculated, user did not check this pathway as complete.

Version Date: January 2025

Basis: November 2024 EPA RSL Table

Site ID: NONCD0000822

Exposure Unit ID: LFGP-9 Risk Assessment

Carcinogenic risk and hazard quotient cells highlighted in orange are associated with non-volatile chemicals. Since these chemicals do not pose a vapor intrusion risk, no risk values are calculated for these chemicals.

All concentrations are in ug/m³

CAS #	Chemical Name:	Soil Gas Concentration (ug/m ³)	Calculated Indoor Air Concentration (ug/m ³)	Target Indoor Air Conc. for Carcinogens @ TCR = 1E-06	Target Indoor Air Conc. for Non-Carcinogens @ THQ = 0.2	Calculated Carcinogenic Risk	Calculated Non-Carcinogenic Hazard Quotient
75-71-8	Dichlorodifluoromethane	2	0.06	-	2.1E+01		5.8E-04
67-63-0	Isopropanol	6.6	0.198	-	4.2E+01		9.5E-04
76-13-1	Trichloro-1,2,2-trifluoroethane, 1,1,2-	23	0.69	-	1.0E+03		1.3E-04

Cumulative:	0.0E+00	1.7E-03
-------------	---------	---------

Version Date: January 2025

Basis: November 2024 EPA RSL Table

Site ID: NONCD0000822

Exposure Unit ID: LFGP-9 Risk Assessment

Carcinogenic risk and hazard quotient cells highlighted in orange are associated with non-volatile chemicals. Since these chemicals do not pose a vapor intrusion risk, no risk values are calculated for these chemicals.

All concentrations are in ug/m³

CAS #	Chemical Name:	Soil Gas Concentration (ug/m ³)	Calculated Indoor Air Concentration (ug/m ³)	Target Indoor Air Conc. for Carcinogens @ TCR = 1E-06	Target Indoor Air Conc. for Non-Carcinogens @ THQ = 0.2	Calculated Carcinogenic Risk	Calculated Non-Carcinogenic Hazard Quotient
75-71-8	Dichlorodifluoromethane	2	0.02	-	8.8E+01		4.6E-05
67-63-0	Isopropanol	6.6	0.066	-	1.8E+02		7.5E-05
76-13-1	Trichloro-1,2,2-trifluoroethane, 1,1,2-	23	0.23	-	4.4E+03		1.1E-05

Cumulative:	0.0E+00	1.3E-04
-------------	---------	---------

North Carolina Department of Environmental Quality Risk Calculator

Version Date:	January 2025
Basis:	November 2024 EPA RSL Table
Site Name:	City of Durham Parks - Lyon Park
Site Address:	1101 Cornell Road and 1200 W. Lakewood Avenue, Durham NC
DEQ Section:	Pre-Regulatory Landfill Group
Site ID:	NONCD0000822
Exposure Unit ID:	LFGP-10 Risk Assessment
Submittal Date:	2/20/2026
Prepared By:	Macy Courtney Jennifer Petzold
Reviewed By:	Jerry Paul

Version Date: January 2025

Basis: November 2024 EPA RSL Table

Site ID: NONCD000822

Exposure Unit ID: LFGP-10 Risk Assessment

Soil Gas Exposure Point Concentration Table

Description of Exposure Point Concentration Selection:

Note: Chemicals highlighted in orange are non-volatile chemicals. Since these chemicals do not pose a vapor intrusion risk, no risk values are calculated for these chemicals.

Exposure Point Concentration (ug/m ³)	Notes:	CAS Number	Chemical	Minimum Concentration (Qualifier)	Maximum Concentration (Qualifier)	Units	Location of Maximum Concentration	Detection Frequency	Range of Detection Limits	Concentration Used for Screening	Background Value	Screening Toxicity Value (Screening Level) (n/c)	Potential ARAR/TBC Value	Potential ARAR/TBC Source	COPC Flag (Y/N)	Rationale for Selection or Deletion
23		67-64-1	Acetone			ug/m ³	LFGP-10									
1.6	J	75-71-8	Dichlorodifluoromethane			ug/m ³	LFGP-10									
5.5	J	67-63-0	Isopropanol			ug/m ³	LFGP-10									
2	J	75-09-2	Methylene Chloride			ug/m ³	LFGP-10									
2.4	J	127-18-4	Tetrachloroethylene			ug/m ³	LFGP-10									

Version Date: January 2025

Basis: November 2024 EPA RSL Table

Site ID: NONCD0000822

Exposure Unit ID: LFGP-10 Risk Assessment

DIRECT CONTACT SOIL AND WATER CALCULATORS

Receptor	Pathway	Carcinogenic Risk	Hazard Index	Risk exceeded?
Resident	Soil	NC	NC	NC
	Groundwater Use*	NC	NC	NC
Non-Residential Worker	Soil	NC	NC	NC
	Groundwater Use*	NC	NC	NC
Construction Worker	Soil	NC	NC	NC
Recreator/Trespasser	Soil	NC	NC	NC
	Surface Water*	NC	NC	NC

VAPOR INTRUSION CALCULATORS

Receptor	Pathway	Carcinogenic Risk	Hazard Index	Risk exceeded?
Resident	Groundwater to Indoor Air	NC	NC	NC
	Soil Gas to Indoor Air	7.3E-09	3.1E-03	NO
	Indoor Air	NC	NC	NC
Non-Residential Worker	Groundwater to Indoor Air	NC	NC	NC
	Soil Gas to Indoor Air	5.3E-10	2.4E-04	NO
	Indoor Air	NC	NC	NC

CONTAMINANT MIGRATION CALCULATORS

Pathway	Source	Target Receptor Concentrations Exceeded?	
Groundwater	Source Soil	Exceedence of 2L at Receptor?	NC
	Source Groundwater	Exceedence of 2L at Receptor?	NC
Surface Water	Source Soil	Exceedence of 2B at Receptor?	NC
	Source Groundwater	Exceedence of 2B at Receptor?	NC

- Notes:
1. If lead concentrations were entered in the exposure point concentration tables, see the individual calculator sheets for lead concentrations in comparison to screening levels. Note that lead is not included in cumulative risk calculations.
 2. * = If concentrations in groundwater exceed the NC 2L Standards or IMAC, or concentrations in surface water exceed the NC 2B Standards, appropriate remediation and/or institutional control measures will be necessary to be eligible for a risk-based closure.
 3. NM = Not modeled, required contaminant migration parameters were not entered.
 4. NC = Pathway not calculated, user did not check this pathway as complete.

Version Date: January 2025

Basis: November 2024 EPA RSL Table

Site ID: NONCD0000822

Exposure Unit ID: LFGP-10 Risk Assessment

Carcinogenic risk and hazard quotient cells highlighted in orange are associated with non-volatile chemicals. Since these chemicals do not pose a vapor intrusion risk, no risk values are calculated for these chemicals.

All concentrations are in ug/m³

CAS #	Chemical Name:	Soil Gas Concentration (ug/m ³)	Calculated Indoor Air Concentration (ug/m ³)	Target Indoor Air Conc. for Carcinogens @ TCR = 1E-06	Target Indoor Air Conc. for Non-Carcinogens @ THQ = 0.2	Calculated Carcinogenic Risk	Calculated Non-Carcinogenic Hazard Quotient
67-64-1	Acetone	23	0.69	-	-		
75-71-8	Dichlorodifluoromethane	1.6	0.048	-	2.1E+01		4.6E-04
67-63-0	Isopropanol	5.5	0.165	-	4.2E+01		7.9E-04
75-09-2	Methylene Chloride	2	0.06	1.0E+02	1.3E+02	5.9E-10	9.6E-05
127-18-4	Tetrachloroethylene	2.4	0.072	1.1E+01	8.3E+00	6.7E-09	1.7E-03

Cumulative:	7.3E-09	3.1E-03
-------------	---------	---------

Version Date: January 2025

Basis: November 2024 EPA RSL Table

Site ID: NONCD0000822

Exposure Unit ID: LFGP-10 Risk Assessment

Carcinogenic risk and hazard quotient cells highlighted in orange are associated with non-volatile chemicals. Since these chemicals do not pose a vapor intrusion risk, no risk values are calculated for these chemicals.

All concentrations are in ug/m³

CAS #	Chemical Name:	Soil Gas Concentration (ug/m ³)	Calculated Indoor Air Concentration (ug/m ³)	Target Indoor Air Conc. for Carcinogens @ TCR = 1E-06	Target Indoor Air Conc. for Non-Carcinogens @ THQ = 0.2	Calculated Carcinogenic Risk	Calculated Non-Carcinogenic Hazard Quotient
67-64-1	Acetone	23	0.23	-	-		
75-71-8	Dichlorodifluoromethane	1.6	0.016	-	8.8E+01		3.7E-05
67-63-0	Isopropanol	5.5	0.055	-	1.8E+02		6.3E-05
75-09-2	Methylene Chloride	2	0.02	1.2E+03	5.3E+02	1.6E-11	7.6E-06
127-18-4	Tetrachloroethylene	2.4	0.024	4.7E+01	3.5E+01	5.1E-10	1.4E-04

Cumulative:	5.3E-10	2.4E-04
-------------	---------	---------

North Carolina Department of Environmental Quality Risk Calculator

Version Date:	January 2025
Basis:	November 2024 EPA RSL Table
Site Name:	City of Durham Parks - Lyon Park
Site Address:	1101 Cornell Road and 1200 W. Lakewood Avenue, Durham NC
DEQ Section:	Pre-Regulatory Landfill Group
Site ID:	NONCD0000822
Exposure Unit ID:	SW-1 Risk Assessment
Submittal Date:	3/9/2026
Prepared By:	Jennifer Petzold
Reviewed By:	Jerry Paul

Version Date: January 2025

Basis: November 2024 EPA RSL Table

Site ID: NONCD0000822

Exposure Unit ID: SW-1 Risk Assessment

Surface Water Exposure Point Concentration Table

Description of Exposure Point Concentration Selection:

NOTE: If the chemical list is changed from a prior calculator run, remember to select "See All Chemicals" on the data output sheet or newly added chemicals will not be included in risk calculations

		CAS Number	Chemical	Minimum Concentration (Qualifier)	Maximum Concentration (Qualifier)	Units	Location of Maximum Concentration	Detection Frequency	Range of Detection Limits	Concentration Used for Screening	Background Value	Screening Toxicity Value (Screening Level) (n/c)	Potential ARAR/TBC Value	Potential ARAR/TBC Source	COPC Flag (Y/N)	Rationale for Selection or Deletion
59.5		7440-39-3	Barium			ug/L	SW-1									
2.18		7440-50-8	Copper			ug/L	SW-1									
47.8		7439-96-5	Manganese (Non-diet)			ug/L	SW-1									
0.934	J	7440-02-0	Nickel Soluble Salts			ug/L	SW-1									
25.3	J	14797-55-8	Nitrate (measured as nitrogen)			ug/L	SW-1									
1.34	J	7440-62-2	Vanadium and Compounds			ug/L	SW-1									

Version Date: January 2025

Basis: November 2024 EPA RSL Table

Site ID: NONCD0000822

Exposure Unit ID: SW-1 Risk Assessment

DIRECT CONTACT SOIL AND WATER CALCULATORS

Receptor	Pathway	Carcinogenic Risk	Hazard Index	Risk exceeded?
Resident	Soil	NC	NC	NC
	Groundwater Use*	NC	NC	NC
Non-Residential Worker	Soil	NC	NC	NC
	Groundwater Use*	NC	NC	NC
Construction Worker	Soil	NC	NC	NC
Recreator/Trespasser	Soil	NC	NC	NC
	Surface Water*	0.0E+00	2.4E-02	NO

VAPOR INTRUSION CALCULATORS

Receptor	Pathway	Carcinogenic Risk	Hazard Index	Risk exceeded?
Resident	Groundwater to Indoor Air	NC	NC	NC
	Soil Gas to Indoor Air	NC	NC	NC
	Indoor Air	NC	NC	NC
Non-Residential Worker	Groundwater to Indoor Air	NC	NC	NC
	Soil Gas to Indoor Air	NC	NC	NC
	Indoor Air	NC	NC	NC

CONTAMINANT MIGRATION CALCULATORS

Pathway	Source	Target Receptor Concentrations Exceeded?	
Groundwater	Source Soil	Exceedence of 2L at Receptor?	NC
	Source Groundwater	Exceedence of 2L at Receptor?	NC
Surface Water	Source Soil	Exceedence of 2B at Receptor?	NC
	Source Groundwater	Exceedence of 2B at Receptor?	NC

Notes:

1. If lead concentrations were entered in the exposure point concentration tables, see the individual calculator sheets for lead concentrations in comparison to screening levels. Note that lead is not included in cumulative risk calculations.
2. * = If concentrations in groundwater exceed the NC 2L Standards or IMAC, or concentrations in surface water exceed the NC 2B Standards, appropriate remediation and/or institutional control measures will be necessary to be eligible for a risk-based closure.
3. NM = Not modeled, required contaminant migration parameters were not entered.
4. NC = Pathway not calculated, user did not check this pathway as complete.

Version Date: January 2025

Basis: November 2024 EPA RSL Table

Site ID: NONCD0000822

Exposure Unit ID: SW-1 Risk Assessment

Receptor Type:

CAS #	Chemical Name:	Ingestion Concentration (ug/L)	Dermal Concentration (ug/L)	Ingestion Carcinogenic Risk	Dermal Contact Carcinogenic Risk	Calculated Carcinogenic Risk	Ingestion Hazard Quotient	Dermal Contact Hazard Quotient	Calculated Non-Carcinogenic Hazard Quotient
7440-39-3	Barium	59.5	59.5				1.2E-03	8.9E-04	2.1E-03
7440-50-8	Copper	2.18	2.18				2.2E-04	1.1E-05	2.3E-04
7439-96-5	Manganese (Non-diet)	47.8	47.8				7.9E-03	1.0E-02	1.8E-02
7440-02-0	Nickel Soluble Salts	0.934	0.934				1.8E-04	4.9E-05	2.3E-04
14797-55-8	Nitrate (measured as nitrogen)	25.3	25.3				6.2E-05	3.3E-06	6.6E-05
7440-62-2	Vanadium and Compounds	1.34	1.34				1.0E-03	2.1E-03	3.2E-03

Cumulative: 0.0E+00

2.4E-02

North Carolina Department of Environmental Quality Risk Calculator

Version Date:	January 2025
Basis:	November 2024 EPA RSL Table
Site Name:	City of Durham Parks - Lyon Park
Site Address:	1101 Cornell Road and 1200 W. Lakewood Avenue, Durham NC
DEQ Section:	Pre-Regulatory Landfill Group
Site ID:	NONCD0000822
Exposure Unit ID:	SW-2 Risk Assessment
Submittal Date:	2/19/2026
Prepared By:	Jennifer Petzold
Reviewed By:	Jerry Paul

Version Date: January 2025

Basis: November 2024 EPA RSL Table

Site ID: NONCD0000822

Exposure Unit ID: SW-2 Risk Assessment

Surface Water Exposure Point Concentration Table

Description of Exposure Point Concentration Selection:

NOTE: If the chemical list is changed from a prior calculator run, remember to select "See All Chemicals" on the data output sheet or newly added chemicals will not be included in risk calculations

		CAS Number	Chemical	Minimum Concentration (Qualifier)	Maximum Concentration (Qualifier)	Units	Location of Maximum Concentration	Detection Frequency	Range of Detection Limits	Concentration Used for Screening	Background Value	Screening Toxicity Value (Screening Level) (n/c)	Potential ARAR/TBC Value	Potential ARAR/TBC Source	COPC Flag (Y/N)	Rationale for Selection or Deletion
64		7440-39-3	Barium			ug/L	SW-2									
2.56		7440-50-8	Copper			ug/L	SW-2									
107		7439-96-5	Manganese (Non-diet)			ug/L	SW-2									
0.873	J	7440-02-0	Nickel Soluble Salts			ug/L	SW-2									
1.59	J	7440-62-2	Vanadium and Compounds			ug/L	SW-2									

Version Date: January 2025

Basis: November 2024 EPA RSL Table

Site ID: NONCD0000822

Exposure Unit ID: SW-2 Risk Assessment

DIRECT CONTACT SOIL AND WATER CALCULATORS

Receptor	Pathway	Carcinogenic Risk	Hazard Index	Risk exceeded?
Resident	Soil	NC	NC	NC
	Groundwater Use*	NC	NC	NC
Non-Residential Worker	Soil	NC	NC	NC
	Groundwater Use*	NC	NC	NC
Construction Worker	Soil	NC	NC	NC
Recreator/Trespasser	Soil	NC	NC	NC
	Surface Water*	0.0E+00	4.7E-02	NO

VAPOR INTRUSION CALCULATORS

Receptor	Pathway	Carcinogenic Risk	Hazard Index	Risk exceeded?
Resident	Groundwater to Indoor Air	NC	NC	NC
	Soil Gas to Indoor Air	NC	NC	NC
	Indoor Air	NC	NC	NC
Non-Residential Worker	Groundwater to Indoor Air	NC	NC	NC
	Soil Gas to Indoor Air	NC	NC	NC
	Indoor Air	NC	NC	NC

CONTAMINANT MIGRATION CALCULATORS

Pathway	Source	Target Receptor Concentrations Exceeded?	
Groundwater	Source Soil	Exceedence of 2L at Receptor?	NC
	Source Groundwater	Exceedence of 2L at Receptor?	NC
Surface Water	Source Soil	Exceedence of 2B at Receptor?	NC
	Source Groundwater	Exceedence of 2B at Receptor?	NC

Notes:

1. If lead concentrations were entered in the exposure point concentration tables, see the individual calculator sheets for lead concentrations in comparison to screening levels. Note that lead is not included in cumulative risk calculations.
2. * = If concentrations in groundwater exceed the NC 2L Standards or IMAC, or concentrations in surface water exceed the NC 2B Standards, appropriate remediation and/or institutional control measures will be necessary to be eligible for a risk-based closure.
3. NM = Not modeled, required contaminant migration parameters were not entered.
4. NC = Pathway not calculated, user did not check this pathway as complete.

Version Date: January 2025

Basis: November 2024 EPA RSL Table

Site ID: NONCD000822

Exposure Unit ID: SW-2 Risk Assessment

Receptor Type:

CAS #	Chemical Name:	Ingestion Concentration (ug/L)	Dermal Concentration (ug/L)	Ingestion Carcinogenic Risk	Dermal Contact Carcinogenic Risk	Calculated Carcinogenic Risk	Ingestion Hazard Quotient	Dermal Contact Hazard Quotient	Calculated Non-Carcinogenic Hazard Quotient
7440-39-3	Barium	64	64				1.3E-03	9.6E-04	2.2E-03
7440-50-8	Copper	2.56	2.56				2.5E-04	1.3E-05	2.7E-04
7439-96-5	Manganese (Non-diet)	107	107				1.8E-02	2.3E-02	4.1E-02
7440-02-0	Nickel Soluble Salts	0.873	0.873				1.7E-04	4.6E-05	2.2E-04
7440-62-2	Vanadium and Compounds	1.59	1.59				1.2E-03	2.5E-03	3.8E-03

Cumulative: 0.0E+00

4.7E-02

North Carolina Department of Environmental Quality Risk Calculator

Version Date:	January 2025
Basis:	November 2024 EPA RSL Table
Site Name:	City of Durham Parks - Lyon Park
Site Address:	1101 Cornell Road and 1200 W. Lakewood Avenue, Durham NC
DEQ Section:	Pre-Regulatory Landfill Group
Site ID:	NONCD0000822
Exposure Unit ID:	SW-3 Risk Assessment
Submittal Date:	2/19/2026
Prepared By:	Jennifer Petzold
Reviewed By:	Jerry Paul

Version Date: January 2025

Basis: November 2024 EPA RSL Table

Site ID: NONCD0000822

Exposure Unit ID: SW-3 Risk Assessment

Surface Water Exposure Point Concentration Table

Description of Exposure Point Concentration Selection:

NOTE: If the chemical list is changed from a prior calculator run, remember to select "See All Chemicals" on the data output sheet or newly added chemicals will not be included in risk calculations

		CAS Number	Chemical	Minimum Concentration (Qualifier)	Maximum Concentration (Qualifier)	Units	Location of Maximum Concentration	Detection Frequency	Range of Detection Limits	Concentration Used for Screening	Background Value	Screening Toxicity Value (Screening Level) (n/c)	Potential ARAR/TBC Value	Potential ARAR/TBC Source	COPC Flag (Y/N)	Rationale for Selection or Deletion
58.6		7440-39-3	Barium			ug/L	SW-3									
3.52		7440-50-8	Copper			ug/L	SW-3									
1.97		7439-92-1	~Lead and Compounds			ug/L	SW-3									
66.4		7439-96-5	Manganese (Non-diet)			ug/L	SW-3									
0.927	J	7440-02-0	Nickel Soluble Salts			ug/L	SW-3									
1.66	J	7440-62-2	Vanadium and Compounds			ug/L	SW-3									
10.8		7440-66-6	Zinc and Compounds			ug/L	SW-3									

Risk for Individual Pathways	Output Form 1A
-------------------------------------	-----------------------

Version Date: January 2025

Basis: November 2024 EPA RSL Table

Site ID: NONCD0000822

Exposure Unit ID: SW-3 Risk Assessment

DIRECT CONTACT SOIL AND WATER CALCULATORS

Receptor	Pathway	Carcinogenic Risk	Hazard Index	Risk exceeded?
Resident	Soil	NC	NC	NC
	Groundwater Use*	NC	NC	NC
Non-Residential Worker	Soil	NC	NC	NC
	Groundwater Use*	NC	NC	NC
Construction Worker	Soil	NC	NC	NC
Recreator/Trespasser	Soil	NC	NC	NC
	Surface Water*	0.0E+00	3.2E-02	NO

VAPOR INTRUSION CALCULATORS

Receptor	Pathway	Carcinogenic Risk	Hazard Index	Risk exceeded?
Resident	Groundwater to Indoor Air	NC	NC	NC
	Soil Gas to Indoor Air	NC	NC	NC
	Indoor Air	NC	NC	NC
Non-Residential Worker	Groundwater to Indoor Air	NC	NC	NC
	Soil Gas to Indoor Air	NC	NC	NC
	Indoor Air	NC	NC	NC

CONTAMINANT MIGRATION CALCULATORS

Pathway	Source	Target Receptor Concentrations Exceeded?	
Groundwater	Source Soil	Exceedence of 2L at Receptor?	NC
	Source Groundwater	Exceedence of 2L at Receptor?	NC
Surface Water	Source Soil	Exceedence of 2B at Receptor?	NC
	Source Groundwater	Exceedence of 2B at Receptor?	NC

- Notes:
1. If lead concentrations were entered in the exposure point concentration tables, see the individual calculator sheets for lead concentrations in comparison to screening levels. Note that lead is not included in cumulative risk calculations.
 2. * = If concentrations in groundwater exceed the NC 2L Standards or IMAC, or concentrations in surface water exceed the NC 2B Standards, appropriate remediation and/or institutional control measures will be necessary to be eligible for a risk-based closure.
 3. NM = Not modeled, required contaminant migration parameters were not entered.
 4. NC = Pathway not calculated, user did not check this pathway as complete.

Version Date: January 2025

Basis: November 2024 EPA RSL Table

Site ID: NONCD0000822

Exposure Unit ID: SW-3 Risk Assessment

Receptor Type:

CAS #	Chemical Name:	Ingestion Concentration (ug/L)	Dermal Concentration (ug/L)	Ingestion Carcinogenic Risk	Dermal Contact Carcinogenic Risk	Calculated Carcinogenic Risk	Ingestion Hazard Quotient	Dermal Contact Hazard Quotient	Calculated Non-Carcinogenic Hazard Quotient
7440-39-3	Barium	58.6	58.6				1.2E-03	8.8E-04	2.0E-03
7440-50-8	Copper	3.52	3.52				3.5E-04	1.8E-05	3.7E-04
7439-92-1	-Lead and Compounds	1.97	1.97						
7439-96-5	Manganese (Non-diet)	66.4	66.4				1.1E-02	1.4E-02	2.5E-02
7440-02-0	Nickel Soluble Salts	0.927	0.927				1.8E-04	4.8E-05	2.3E-04
7440-62-2	Vanadium and Compounds	1.66	1.66				1.3E-03	2.7E-03	4.0E-03
7440-66-6	Zinc and Compounds	10.8	10.8				1.4E-04	4.5E-06	1.5E-04

Cumulative: 0.0E+00

3.2E-02

North Carolina Department of Environmental Quality Risk Calculator

Version Date:	January 2025
Basis:	November 2024 EPA RSL Table
Site Name:	City of Durham Parks - Lyon Park
Site Address:	1101 Cornell Road and 1200 W. Lakewood Avenue, Durham NC
DEQ Section:	Pre-Regulatory Landfill Group
Site ID:	NONCD0000822
Exposure Unit ID:	SW-4 Risk Assessment
Submittal Date:	2/19/2026
Prepared By:	Jennifer Petzold
Reviewed By:	Jerry Paul

Version Date: January 2025

Basis: November 2024 EPA RSL Table

Site ID: NONCD0000822

Exposure Unit ID: SW-4 Risk Assessment

Surface Water Exposure Point Concentration Table

Description of Exposure Point Concentration Selection:

NOTE: If the chemical list is changed from a prior calculator run, remember to select "See All Chemicals" on the data output sheet or newly added chemicals will not be included in risk calculations

		CAS Number	Chemical	Minimum Concentration (Qualifier)	Maximum Concentration (Qualifier)	Units	Location of Maximum Concentration	Detection Frequency	Range of Detection Limits	Concentration Used for Screening	Background Value	Screening Toxicity Value (Screening Level) (n/c)	Potential ARAR/TBC Value	Potential ARAR/TBC Source	COPC Flag (Y/N)	Rationale for Selection or Deletion
21	J	7664-41-7	Ammonia			ug/L	SW-4									
56		7440-39-3	Barium			ug/L	SW-4									
3.51		7440-50-8	Copper			ug/L	SW-4									
47.2		7439-96-5	Manganese (Non-diet)			ug/L	SW-4									
1.13	J	7440-02-0	Nickel Soluble Salts			ug/L	SW-4									
0.656	J	108-88-3	Toluene			ug/L	SW-4									
1.57	J	7440-62-2	Vanadium and Compounds			ug/L	SW-4									

Version Date: January 2025

Basis: November 2024 EPA RSL Table

Site ID: NONCD0000822

Exposure Unit ID: SW-4 Risk Assessment

DIRECT CONTACT SOIL AND WATER CALCULATORS

Receptor	Pathway	Carcinogenic Risk	Hazard Index	Risk exceeded?
Resident	Soil	NC	NC	NC
	Groundwater Use*	NC	NC	NC
Non-Residential Worker	Soil	NC	NC	NC
	Groundwater Use*	NC	NC	NC
Construction Worker	Soil	NC	NC	NC
Recreator/Trespasser	Soil	NC	NC	NC
	Surface Water*	0.0E+00	2.4E-02	NO

VAPOR INTRUSION CALCULATORS

Receptor	Pathway	Carcinogenic Risk	Hazard Index	Risk exceeded?
Resident	Groundwater to Indoor Air	NC	NC	NC
	Soil Gas to Indoor Air	NC	NC	NC
	Indoor Air	NC	NC	NC
Non-Residential Worker	Groundwater to Indoor Air	NC	NC	NC
	Soil Gas to Indoor Air	NC	NC	NC
	Indoor Air	NC	NC	NC

CONTAMINANT MIGRATION CALCULATORS

Pathway	Source	Target Receptor Concentrations Exceeded?	
Groundwater	Source Soil	Exceedence of 2L at Receptor?	NC
	Source Groundwater	Exceedence of 2L at Receptor?	NC
Surface Water	Source Soil	Exceedence of 2B at Receptor?	NC
	Source Groundwater	Exceedence of 2B at Receptor?	NC

Notes:

1. If lead concentrations were entered in the exposure point concentration tables, see the individual calculator sheets for lead concentrations in comparison to screening levels. Note that lead is not included in cumulative risk calculations.
2. * = If concentrations in groundwater exceed the NC 2L Standards or IMAC, or concentrations in surface water exceed the NC 2B Standards, appropriate remediation and/or institutional control measures will be necessary to be eligible for a risk-based closure.
3. NM = Not modeled, required contaminant migration parameters were not entered.
4. NC = Pathway not calculated, user did not check this pathway as complete.

Version Date: January 2025

Basis: November 2024 EPA RSL Table

Site ID: NONCD0000822

Exposure Unit ID: SW-4 Risk Assessment

Receptor Type:

CAS #	Chemical Name:	Ingestion Concentration (ug/L)	Dermal Concentration (ug/L)	Ingestion Carcinogenic Risk	Dermal Contact Carcinogenic Risk	Calculated Carcinogenic Risk	Ingestion Hazard Quotient	Dermal Contact Hazard Quotient	Calculated Non-Carcinogenic Hazard Quotient
7664-41-7	Ammonia	21	21						
7440-39-3	Barium	56	56				1.1E-03	8.4E-04	1.9E-03
7440-50-8	Copper	3.51	3.51				3.5E-04	1.8E-05	3.6E-04
7439-96-5	Manganese (Non-diet)	47.2	47.2				7.8E-03	1.0E-02	1.8E-02
7440-02-0	Nickel Soluble Salts	1.13	1.13				2.2E-04	5.9E-05	2.8E-04
108-88-3	Toluene	0.656	0.656				3.2E-05	6.8E-05	1.0E-04
7440-62-2	Vanadium and Compounds	1.57	1.57				1.2E-03	2.5E-03	3.7E-03

Cumulative: 0.0E+00

2.4E-02

North Carolina Department of Environmental Quality Risk Calculator

Version Date:	January 2025
Basis:	November 2024 EPA RSL Table
Site Name:	City of Durham Parks - Lyon Park
Site Address:	1101 Cornell Road and 1200 W. Lakewood Avenue, Durham NC
DEQ Section:	Pre-Regulatory Landfill Group
Site ID:	NONCD0000822
Exposure Unit ID:	SW-5 Risk Assessment
Submittal Date:	2/19/2025
Prepared By:	Jennifer Petzold
Reviewed By:	Jerry Paul

Version Date: January 2025

Basis: November 2024 EPA RSL Table

Site ID: NONCD0000822

Exposure Unit ID: SW-5 Risk Assessment

Surface Water Exposure Point Concentration Table

Description of Exposure Point Concentration Selection:

NOTE: If the chemical list is changed from a prior calculator run, remember to select "See All Chemicals" on the data output sheet or newly added chemicals will not be included in risk calculations

		CAS Number	Chemical	Minimum Concentration (Qualifier)	Maximum Concentration (Qualifier)	Units	Location of Maximum Concentration	Detection Frequency	Range of Detection Limits	Concentration Used for Screening	Background Value	Screening Toxicity Value (Screening Level) (n/c)	Potential ARAR/TBC Value	Potential ARAR/TBC Source	COPC Flag (Y/N)	Rationale for Selection or Deletion
58.1		7440-39-3	Barium			ug/L	SW-5									
3.83		7440-50-8	Copper			ug/L	SW-5									
2.32		7439-92-1	~Lead and Compounds			ug/L	SW-5									
89.6		7439-96-5	Manganese (Non-diet)			ug/L	SW-5									
1.37	J	7440-02-0	Nickel Soluble Salts			ug/L	SW-5									
1.53		7440-62-2	Vanadium and Compounds			ug/L	SW-5									

Version Date: January 2025

Basis: November 2024 EPA RSL Table

Site ID: NONCD0000822

Exposure Unit ID: SW-5 Risk Assessment

DIRECT CONTACT SOIL AND WATER CALCULATORS

Receptor	Pathway	Carcinogenic Risk	Hazard Index	Risk exceeded?
Resident	Soil	NC	NC	NC
	Groundwater Use*	NC	NC	NC
Non-Residential Worker	Soil	NC	NC	NC
	Groundwater Use*	NC	NC	NC
Construction Worker	Soil	NC	NC	NC
Recreator/Trespasser	Soil	NC	NC	NC
	Surface Water*	0.0E+00	4.1E-02	NO

VAPOR INTRUSION CALCULATORS

Receptor	Pathway	Carcinogenic Risk	Hazard Index	Risk exceeded?
Resident	Groundwater to Indoor Air	NC	NC	NC
	Soil Gas to Indoor Air	NC	NC	NC
	Indoor Air	NC	NC	NC
Non-Residential Worker	Groundwater to Indoor Air	NC	NC	NC
	Soil Gas to Indoor Air	NC	NC	NC
	Indoor Air	NC	NC	NC

CONTAMINANT MIGRATION CALCULATORS

Pathway	Source	Target Receptor Concentrations Exceeded?	
Groundwater	Source Soil	Exceedence of 2L at Receptor?	NC
	Source Groundwater	Exceedence of 2L at Receptor?	NC
Surface Water	Source Soil	Exceedence of 2B at Receptor?	NC
	Source Groundwater	Exceedence of 2B at Receptor?	NC

Notes:

1. If lead concentrations were entered in the exposure point concentration tables, see the individual calculator sheets for lead concentrations in comparison to screening levels. Note that lead is not included in cumulative risk calculations.
2. * = If concentrations in groundwater exceed the NC 2L Standards or IMAC, or concentrations in surface water exceed the NC 2B Standards, appropriate remediation and/or institutional control measures will be necessary to be eligible for a risk-based closure.
3. NM = Not modeled, required contaminant migration parameters were not entered.
4. NC = Pathway not calculated, user did not check this pathway as complete.

Version Date: January 2025

Basis: November 2024 EPA RSL Table

Site ID: NONCD0000822

Exposure Unit ID: SW-5 Risk Assessment

Receptor Type:

CAS #	Chemical Name:	Ingestion Concentration (ug/L)	Dermal Concentration (ug/L)	Ingestion Carcinogenic Risk	Dermal Contact Carcinogenic Risk	Calculated Carcinogenic Risk	Ingestion Hazard Quotient	Dermal Contact Hazard Quotient	Calculated Non-Carcinogenic Hazard Quotient
7440-39-3	Barium	58.1	58.1				1.1E-03	8.7E-04	2.0E-03
7440-50-8	Copper	3.83	3.83				3.8E-04	2.0E-05	4.0E-04
7439-92-1	~Lead and Compounds	2.32	2.32						
7439-96-5	Manganese (Non-diet)	89.6	89.6				1.5E-02	2.0E-02	3.4E-02
7440-02-0	Nickel Soluble Salts	1.37	1.37				2.7E-04	7.2E-05	3.4E-04
7440-62-2	Vanadium and Compounds	1.53	1.53				1.2E-03	2.4E-03	3.6E-03

Cumulative: 0.0E+00

4.1E-02

North Carolina Department of Environmental Quality Risk Calculator

Version Date:	January 2025
Basis:	November 2024 EPA RSL Table
Site Name:	City of Durham Parks - Lyon Park
Site Address:	1101 Cornell Road and 1200 W. Lakewood Avenue, Durham NC
DEQ Section:	Pre-Regulatory Landfill Group
Site ID:	NONCD0000822
Exposure Unit ID:	SW-6 /DUP Risk Assessment
Submittal Date:	2/19/2026
Prepared By:	Jennifer Petzold
Reviewed By:	Jerry Paul

Version Date: January 2025

Basis: November 2024 EPA RSL Table

Site ID: NONCD000822

Exposure Unit ID: SW-6 /DUP Risk Assessment

Surface Water Exposure Point Concentration Table

Description of Exposure Point Concentration Selection:

SW-DUP taken from SW-6. Highest concentration taken between the two.

NOTE: If the chemical list is changed from a prior calculator run, remember to select "See All Chemicals" on the data output sheet or newly added chemicals will not be included in risk calculations

		CAS Number	Chemical	Minimum Concentration (Qualifier)	Maximum Concentration (Qualifier)	Units	Location of Maximum Concentration	Detection Frequency	Range of Detection Limits	Concentration Used for Screening	Background Value	Screening Toxicity Value (Screening Level) (n/c)	Potential ARAR/TBC Value	Potential ARAR/TBC Source	COPC Flag (Y/N)	Rationale for Selection or Deletion
23	J	7664-41-7	Ammonia			ug/L	SW-DUP									
60.1		7440-39-3	Barium			ug/L	SW-DUP									
3.16		7440-50-8	Copper			ug/L	SW-6									
74.6		7439-96-5	Manganese (Non-diet)			ug/L	SW-6									
1.18	J	7440-02-0	Nickel Soluble Salts			ug/L	SW-6									

Risk for Individual Pathways	Output Form 1A
-------------------------------------	-----------------------

Version Date: January 2025

Basis: November 2024 EPA RSL Table

Site ID: NONCD0000822

Exposure Unit ID: SW-6 /DUP Risk Assessment

DIRECT CONTACT SOIL AND WATER CALCULATORS

Receptor	Pathway	Carcinogenic Risk	Hazard Index	Risk exceeded?
Resident	Soil	NC	NC	NC
	Groundwater Use*	NC	NC	NC
Non-Residential Worker	Soil	NC	NC	NC
	Groundwater Use*	NC	NC	NC
Construction Worker	Soil	NC	NC	NC
Recreator/Trespasser	Soil	NC	NC	NC
	Surface Water*	0.0E+00	3.1E-02	NO

VAPOR INTRUSION CALCULATORS

Receptor	Pathway	Carcinogenic Risk	Hazard Index	Risk exceeded?
Resident	Groundwater to Indoor Air	NC	NC	NC
	Soil Gas to Indoor Air	NC	NC	NC
	Indoor Air	NC	NC	NC
Non-Residential Worker	Groundwater to Indoor Air	NC	NC	NC
	Soil Gas to Indoor Air	NC	NC	NC
	Indoor Air	NC	NC	NC

CONTAMINANT MIGRATION CALCULATORS

Pathway	Source	Target Receptor Concentrations Exceeded?	
Groundwater	Source Soil	Exceedence of 2L at Receptor?	NC
	Source Groundwater	Exceedence of 2L at Receptor?	NC
Surface Water	Source Soil	Exceedence of 2B at Receptor?	NC
	Source Groundwater	Exceedence of 2B at Receptor?	NC

- Notes:
1. If lead concentrations were entered in the exposure point concentration tables, see the individual calculator sheets for lead concentrations in comparison to screening levels. Note that lead is not included in cumulative risk calculations.
 2. * = If concentrations in groundwater exceed the NC 2L Standards or IMAC, or concentrations in surface water exceed the NC 2B Standards, appropriate remediation and/or institutional control measures will be necessary to be eligible for a risk-based closure.
 3. NM = Not modeled, required contaminant migration parameters were not entered.
 4. NC = Pathway not calculated, user did not check this pathway as complete.

Version Date: January 2025

Basis: November 2024 EPA RSL Table

Site ID: NONCD0000822

Exposure Unit ID: SW-6 /DUP Risk Assessment

Receptor Type:

CAS #	Chemical Name:	Ingestion Concentration (ug/L)	Dermal Concentration (ug/L)	Ingestion Carcinogenic Risk	Dermal Contact Carcinogenic Risk	Calculated Carcinogenic Risk	Ingestion Hazard Quotient	Dermal Contact Hazard Quotient	Calculated Non-Carcinogenic Hazard Quotient
7664-41-7	Ammonia	23	23						
7440-39-3	Barium	60.1	60.1				1.2E-03	9.0E-04	2.1E-03
7440-50-8	Copper	3.16	3.16				3.1E-04	1.7E-05	3.3E-04
7439-96-5	Manganese (Non-diet)	74.6	74.6				1.2E-02	1.6E-02	2.9E-02
7440-02-0	Nickel Soluble Salts	1.18	1.18				2.3E-04	6.2E-05	2.9E-04

Cumulative: 0.0E+00

3.1E-02

North Carolina Department of Environmental Quality Risk Calculator

Version Date:	January 2025
Basis:	November 2024 EPA RSL Table
Site Name:	City of Durham Parks - Lyon Park
Site Address:	1101 Cornell Road and 1200 W. Lakewood Avenue, Durham NC
DEQ Section:	Pre-Regulatory Landfill Group
Site ID:	NONCD0000822
Exposure Unit ID:	SW-7 Risk Assessment
Submittal Date:	2/19/2026
Prepared By:	Jennifer Petzold
Reviewed By:	Jerry Paul

Version Date: January 2025

Basis: November 2024 EPA RSL Table

Site ID: NONCD0000822

Exposure Unit ID: SW-7 Risk Assessment

Surface Water Exposure Point Concentration Table

Description of Exposure Point Concentration Selection:

NOTE: If the chemical list is changed from a prior calculator run, remember to select "See All Chemicals" on the data output sheet or newly added chemicals will not be included in risk calculations

		CAS Number	Chemical	Minimum Concentration (Qualifier)	Maximum Concentration (Qualifier)	Units	Location of Maximum Concentration	Detection Frequency	Range of Detection Limits	Concentration Used for Screening	Background Value	Screening Toxicity Value (Screening Level) (n/c)	Potential ARAR/TBC Value	Potential ARAR/TBC Source	COPC Flag (Y/N)	Rationale for Selection or Deletion
423		7664-41-7	Ammonia			ug/L	SW-7									
59.7		7440-39-3	Barium			ug/L	SW-7									
2.48		7440-50-8	Copper			ug/L	SW-7									
74.8		7439-96-5	Manganese (Non-diet)			ug/L	SW-7									
1.1	J	7440-02-0	Nickel Soluble Salts			ug/L	SW-7									

Risk for Individual Pathways	Output Form 1A
-------------------------------------	-----------------------

Version Date: January 2025

Basis: November 2024 EPA RSL Table

Site ID: NONCD0000822

Exposure Unit ID: SW-7 Risk Assessment

DIRECT CONTACT SOIL AND WATER CALCULATORS

Receptor	Pathway	Carcinogenic Risk	Hazard Index	Risk exceeded?
Resident	Soil	NC	NC	NC
	Groundwater Use*	NC	NC	NC
Non-Residential Worker	Soil	NC	NC	NC
	Groundwater Use*	NC	NC	NC
Construction Worker	Soil	NC	NC	NC
Recreator/Trespasser	Soil	NC	NC	NC
	Surface Water*	0.0E+00	3.1E-02	NO

VAPOR INTRUSION CALCULATORS

Receptor	Pathway	Carcinogenic Risk	Hazard Index	Risk exceeded?
Resident	Groundwater to Indoor Air	NC	NC	NC
	Soil Gas to Indoor Air	NC	NC	NC
	Indoor Air	NC	NC	NC
Non-Residential Worker	Groundwater to Indoor Air	NC	NC	NC
	Soil Gas to Indoor Air	NC	NC	NC
	Indoor Air	NC	NC	NC

CONTAMINANT MIGRATION CALCULATORS

Pathway	Source	Target Receptor Concentrations Exceeded?	
Groundwater	Source Soil	Exceedence of 2L at Receptor?	NC
	Source Groundwater	Exceedence of 2L at Receptor?	NC
Surface Water	Source Soil	Exceedence of 2B at Receptor?	NC
	Source Groundwater	Exceedence of 2B at Receptor?	NC

Notes:

1. If lead concentrations were entered in the exposure point concentration tables, see the individual calculator sheets for lead concentrations in comparison to screening levels. Note that lead is not included in cumulative risk calculations.
2. * = If concentrations in groundwater exceed the NC 2L Standards or IMAC, or concentrations in surface water exceed the NC 2B Standards, appropriate remediation and/or institutional control measures will be necessary to be eligible for a risk-based closure.
3. NM = Not modeled, required contaminant migration parameters were not entered.
4. NC = Pathway not calculated, user did not check this pathway as complete.

Version Date: January 2025

Basis: November 2024 EPA RSL Table

Site ID: NONCD0000822

Exposure Unit ID: SW-7 Risk Assessment

Receptor Type:

CAS #	Chemical Name:	Ingestion Concentration (ug/L)	Dermal Concentration (ug/L)	Ingestion Carcinogenic Risk	Dermal Contact Carcinogenic Risk	Calculated Carcinogenic Risk	Ingestion Hazard Quotient	Dermal Contact Hazard Quotient	Calculated Non-Carcinogenic Hazard Quotient
7664-41-7	Ammonia	423	423						
7440-39-3	Barium	59.7	59.7				1.2E-03	8.9E-04	2.1E-03
7440-50-8	Copper	2.48	2.48				2.4E-04	1.3E-05	2.6E-04
7439-96-5	Manganese (Non-diet)	74.8	74.8				1.2E-02	1.6E-02	2.9E-02
7440-02-0	Nickel Soluble Salts	1.1	1.1				2.2E-04	5.8E-05	2.7E-04

Cumulative: 0.0E+00

3.1E-02

North Carolina Department of Environmental Quality Risk Calculator

Version Date:	January 2025
Basis:	November 2024 EPA RSL Table
Site Name:	City of Durham Parks - Lyon Park
Site Address:	1101 Cornell Road and 1200 W. Lakewood Avenue, Durham NC
DEQ Section:	Pre-Regulatory Landfill Group
Site ID:	NONCD0000822
Exposure Unit ID:	SW-8 Risk Assessment
Submittal Date:	2/19/2026
Prepared By:	Jennifer Petzold
Reviewed By:	Jerry Paul

Version Date: January 2025

Basis: November 2024 EPA RSL Table

Site ID: NONCD0000822

Exposure Unit ID: SW-8 Risk Assessment

Surface Water Exposure Point Concentration Table

Description of Exposure Point Concentration Selection:

NOTE: If the chemical list is changed from a prior calculator run, remember to select "See All Chemicals" on the data output sheet or newly added chemicals will not be included in risk calculations

		CAS Number	Chemical	Minimum Concentration (Qualifier)	Maximum Concentration (Qualifier)	Units	Location of Maximum Concentration	Detection Frequency	Range of Detection Limits	Concentration Used for Screening	Background Value	Screening Toxicity Value (Screening Level) (n/c)	Potential ARAR/TBC Value	Potential ARAR/TBC Source	COPC Flag (Y/N)	Rationale for Selection or Deletion
213		7664-41-7	Ammonia			ug/L	SW-8									
57.9		7440-39-3	Barium			ug/L	SW-8									
2.38		7440-50-8	Copper			ug/L	SW-8									
65.2		7439-96-5	Manganese (Non-diet)			ug/L	SW-8									
1.15	J	7440-02-0	Nickel Soluble Salts			ug/L	SW-8									

Version Date: January 2025

Basis: November 2024 EPA RSL Table

Site ID: NONCD0000822

Exposure Unit ID: SW-8 Risk Assessment

DIRECT CONTACT SOIL AND WATER CALCULATORS

Receptor	Pathway	Carcinogenic Risk	Hazard Index	Risk exceeded?
Resident	Soil	NC	NC	NC
	Groundwater Use*	NC	NC	NC
Non-Residential Worker	Soil	NC	NC	NC
	Groundwater Use*	NC	NC	NC
Construction Worker	Soil	NC	NC	NC
Recreator/Trespasser	Soil	NC	NC	NC
	Surface Water*	0.0E+00	2.7E-02	NO

VAPOR INTRUSION CALCULATORS

Receptor	Pathway	Carcinogenic Risk	Hazard Index	Risk exceeded?
Resident	Groundwater to Indoor Air	NC	NC	NC
	Soil Gas to Indoor Air	NC	NC	NC
	Indoor Air	NC	NC	NC
Non-Residential Worker	Groundwater to Indoor Air	NC	NC	NC
	Soil Gas to Indoor Air	NC	NC	NC
	Indoor Air	NC	NC	NC

CONTAMINANT MIGRATION CALCULATORS

Pathway	Source	Target Receptor Concentrations Exceeded?	
Groundwater	Source Soil	Exceedence of 2L at Receptor?	NC
	Source Groundwater	Exceedence of 2L at Receptor?	NC
Surface Water	Source Soil	Exceedence of 2B at Receptor?	NC
	Source Groundwater	Exceedence of 2B at Receptor?	NC

Notes:

1. If lead concentrations were entered in the exposure point concentration tables, see the individual calculator sheets for lead concentrations in comparison to screening levels. Note that lead is not included in cumulative risk calculations.
2. * = If concentrations in groundwater exceed the NC 2L Standards or IMAC, or concentrations in surface water exceed the NC 2B Standards, appropriate remediation and/or institutional control measures will be necessary to be eligible for a risk-based closure.
3. NM = Not modeled, required contaminant migration parameters were not entered.
4. NC = Pathway not calculated, user did not check this pathway as complete.

Version Date: January 2025

Basis: November 2024 EPA RSL Table

Site ID: NONCD0000822

Exposure Unit ID: SW-8 Risk Assessment

Receptor Type:

CAS #	Chemical Name:	Ingestion Concentration (ug/L)	Dermal Concentration (ug/L)	Ingestion Carcinogenic Risk	Dermal Contact Carcinogenic Risk	Calculated Carcinogenic Risk	Ingestion Hazard Quotient	Dermal Contact Hazard Quotient	Calculated Non-Carcinogenic Hazard Quotient
7664-41-7	Ammonia	213	213						
7440-39-3	Barium	57.9	57.9				1.1E-03	8.7E-04	2.0E-03
7440-50-8	Copper	2.38	2.38				2.3E-04	1.2E-05	2.5E-04
7439-96-5	Manganese (Non-diet)	65.2	65.2				1.1E-02	1.4E-02	2.5E-02
7440-02-0	Nickel Soluble Salts	1.15	1.15				2.3E-04	6.0E-05	2.9E-04

Cumulative: 0.0E+00

2.7E-02

North Carolina Department of Environmental Quality Risk Calculator

Version Date:	January 2025
Basis:	November 2024 EPA RSL Table
Site Name:	City of Durham Parks - Lyon Park
Site Address:	1101 Cornell Road and 1200 W. Lakewood Avenue, Durham NC
DEQ Section:	Pre-Regulatory Landfill Group
Site ID:	NONCD0000822
Exposure Unit ID:	SW-9 Risk Assessment
Submittal Date:	2/19/2025
Prepared By:	Jennifer Petzold
Reviewed By:	Jerry Paul

Version Date: January 2025

Basis: November 2024 EPA RSL Table

Site ID: NONCD0000822

Exposure Unit ID: SW-9 Risk Assessment

Surface Water Exposure Point Concentration Table

Description of Exposure Point Concentration Selection:

NOTE: If the chemical list is changed from a prior calculator run, remember to select "See All Chemicals" on the data output sheet or newly added chemicals will not be included in risk calculations

		CAS Number	Chemical	Minimum Concentration (Qualifier)	Maximum Concentration (Qualifier)	Units	Location of Maximum Concentration	Detection Frequency	Range of Detection Limits	Concentration Used for Screening	Background Value	Screening Toxicity Value (Screening Level) (n/c)	Potential ARAR/TBC Value	Potential ARAR/TBC Source	COPC Flag (Y/N)	Rationale for Selection or Deletion
4.16	J	67-64-1	Acetone			ug/L	SW-9									
193		7664-41-7	Ammonia			ug/L	SW-9									
61.9		7440-39-3	Barium			ug/L	SW-9									
2.03		7440-50-8	Copper			ug/L	SW-9									
65.2		7439-96-5	Manganese (Non-diet)			ug/L	SW-9									
1.15	J	7440-02-0	Nickel Soluble Salts			ug/L	SW-9									

Risk for Individual Pathways	Output Form 1A
-------------------------------------	-----------------------

Version Date: January 2025

Basis: November 2024 EPA RSL Table

Site ID: NONCD0000822

Exposure Unit ID: SW-9 Risk Assessment

DIRECT CONTACT SOIL AND WATER CALCULATORS

Receptor	Pathway	Carcinogenic Risk	Hazard Index	Risk exceeded?
Resident	Soil	NC	NC	NC
	Groundwater Use*	NC	NC	NC
Non-Residential Worker	Soil	NC	NC	NC
	Groundwater Use*	NC	NC	NC
Construction Worker	Soil	NC	NC	NC
Recreator/Trespasser	Soil	NC	NC	NC
	Surface Water*	0.0E+00	2.8E-02	NO

VAPOR INTRUSION CALCULATORS

Receptor	Pathway	Carcinogenic Risk	Hazard Index	Risk exceeded?
Resident	Groundwater to Indoor Air	NC	NC	NC
	Soil Gas to Indoor Air	NC	NC	NC
	Indoor Air	NC	NC	NC
Non-Residential Worker	Groundwater to Indoor Air	NC	NC	NC
	Soil Gas to Indoor Air	NC	NC	NC
	Indoor Air	NC	NC	NC

CONTAMINANT MIGRATION CALCULATORS

Pathway	Source	Target Receptor Concentrations Exceeded?	
Groundwater	Source Soil	Exceedence of 2L at Receptor?	NC
	Source Groundwater	Exceedence of 2L at Receptor?	NC
Surface Water	Source Soil	Exceedence of 2B at Receptor?	NC
	Source Groundwater	Exceedence of 2B at Receptor?	NC

- Notes:
1. If lead concentrations were entered in the exposure point concentration tables, see the individual calculator sheets for lead concentrations in comparison to screening levels. Note that lead is not included in cumulative risk calculations.
 2. * = If concentrations in groundwater exceed the NC 2L Standards or IMAC, or concentrations in surface water exceed the NC 2B Standards, appropriate remediation and/or institutional control measures will be necessary to be eligible for a risk-based closure.
 3. NM = Not modeled, required contaminant migration parameters were not entered.
 4. NC = Pathway not calculated, user did not check this pathway as complete.

Version Date: January 2025

Basis: November 2024 EPA RSL Table

Site ID: NONCD0000822

Exposure Unit ID: SW-9 Risk Assessment

Receptor Type:

CAS #	Chemical Name:	Ingestion Concentration (ug/L)	Dermal Concentration (ug/L)	Ingestion Carcinogenic Risk	Dermal Contact Carcinogenic Risk	Calculated Carcinogenic Risk	Ingestion Hazard Quotient	Dermal Contact Hazard Quotient	Calculated Non-Carcinogenic Hazard Quotient
67-64-1	Acetone	4.16	4.16				1.8E-05	6.0E-07	1.9E-05
7664-41-7	Ammonia	193	193						
7440-39-3	Barium	61.9	61.9				1.2E-03	9.3E-04	2.1E-03
7440-50-8	Copper	2.03	2.03				2.0E-04	1.1E-05	2.1E-04
7439-96-5	Manganese (Non-diet)	65.2	65.2				1.1E-02	1.4E-02	2.5E-02
7440-02-0	Nickel Soluble Salts	1.15	1.15				2.3E-04	6.0E-05	2.9E-04

Cumulative: 0.0E+00

2.8E-02

North Carolina Department of Environmental Quality Risk Calculator

Version Date:	January 2025
Basis:	November 2024 EPA RSL Table
Site Name:	City of Durham Parks - Lyon Park
Site Address:	1101 Cornell Road and 1200 W. Lakewood Avenue, Durham NC
DEQ Section:	Pre-Regulatory Landfill Group
Site ID:	NONCD0000822
Exposure Unit ID:	SED-1 Risk Assessment
Submittal Date:	2/20/2026
Prepared By:	Jennifer Petzold
Reviewed By:	Jerry Paul

Exposure Point Concentrations

Version Date: January 2025
 Basis: November 2024 EPA RSL Table
 Site ID: NONCD000822
 Exposure Unit ID: SED-1 Risk Assessment

Soil Exposure Point Concentration Table

Description of Exposure Point Concentration Selection:

NOTE: If the chemical list is changed from a prior calculator run, remember to select "See All Chemicals" on the data output sheet or newly added chemicals will not be included in risk calculations

Exposure Point Concentration (mg/kg)	Notes:	CAS Number	Chemical For the chemicals highlighted in blue, data entry notes are provided in the PSRG Table link on the Main Menu	Minimum Concentration (Qualifier)	Maximum Concentration (Qualifier)	Units	Location of Maximum Concentration	Detection Frequency	Range of Detection Limits	Concentration Used for Screening	Background Value	Screening Toxicity Value (Screening Level) (n/c)	Potential ARAR/TBC Value	Potential ARAR/TBC Source	COPC Flag (Y/N)	Rationale for Selection or Deletion
0.11		67-64-1	Acetone			mg/kg	SED-1									
0.992	B	7440-38-2	Arsenic, Inorganic			mg/kg	SED-1									
22.6		7440-39-3	Barium			mg/kg	SED-1									
0.117	J	7440-41-7	Beryllium and compounds			mg/kg	SED-1									
0.0628	J	7440-43-9	Cadmium (Diet)			mg/kg	SED-1									
4.66		16065-83-1	Chromium(III), Insoluble Salts			mg/kg	SED-1									
3.37		7440-48-4	Cobalt			mg/kg	SED-1									
8.28		7440-50-8	Copper			mg/kg	SED-1									
0.00452	J	107-06-2	Dichloroethane, 1,2-			mg/kg	SED-1									
20		7439-92-1	~Lead and Compounds			mg/kg	SED-1									
94		7439-96-5	Manganese (Non-diet)			mg/kg	SED-1									
10.4		7440-02-0	Nickel Soluble Salts			mg/kg	SED-1									
0.0156	J	205-99-2	~Benzo[b]fluoranthene			mg/kg	SED-1									
0.0106	J	7440-22-4	Silver			mg/kg	SED-1									
15.9	B	7440-62-2	Vanadium and Compounds			mg/kg	SED-1									
49.7		7440-66-6	Zinc and Compounds			mg/kg	SED-1									

Version Date: January 2025

Basis: November 2024 EPA RSL Table

Site ID: NONCD0000822

Exposure Unit ID: SED-1 Risk Assessment

DIRECT CONTACT SOIL AND WATER CALCULATORS

Receptor	Pathway	Carcinogenic Risk	Hazard Index	Risk exceeded?
Resident	Soil	1.5E-06	2.9E-01	NO
	Groundwater Use*	NC	NC	NC
Non-Residential Worker	Soil	3.3E-07	1.9E-02	NO
	Groundwater Use*	NC	NC	NC
Construction Worker	Soil	NC	NC	NC
Recreator/Trespasser	Soil	6.3E-07	1.2E-01	NO
	Surface Water*	NC	NC	NC

VAPOR INTRUSION CALCULATORS

Receptor	Pathway	Carcinogenic Risk	Hazard Index	Risk exceeded?
Resident	Groundwater to Indoor Air	NC	NC	NC
	Soil Gas to Indoor Air	NC	NC	NC
	Indoor Air	NC	NC	NC
Non-Residential Worker	Groundwater to Indoor Air	NC	NC	NC
	Soil Gas to Indoor Air	NC	NC	NC
	Indoor Air	NC	NC	NC

CONTAMINANT MIGRATION CALCULATORS

Pathway	Source	Target Receptor Concentrations Exceeded?	
Groundwater	Source Soil	Exceedence of 2L at Receptor?	NC
	Source Groundwater	Exceedence of 2L at Receptor?	NC
Surface Water	Source Soil	Exceedence of 2B at Receptor?	NC
	Source Groundwater	Exceedence of 2B at Receptor?	NC

Notes:

1. If lead concentrations were entered in the exposure point concentration tables, see the individual calculator sheets for lead concentrations in comparison to screening levels. Note that lead is not included in cumulative risk calculations.
2. * = If concentrations in groundwater exceed the NC 2L Standards or IMAC, or concentrations in surface water exceed the NC 2B Standards, appropriate remediation and/or institutional control measures will be necessary to be eligible for a risk-based closure.
3. NM = Not modeled, required contaminant migration parameters were not entered.
4. NC = Pathway not calculated, user did not check this pathway as complete.

Version Date: January 2025

Basis: November 2024 EPA RSL Table

Site ID: NONCD0000822

Exposure Unit ID: SED-1 Risk Assessment

* - Note that inhalation on this calculator refers to outdoor inhalation of volatiles and particulates, not indoor inhalation associated with vapor intrusion.

** - Note that the EPA has no consensus on reference dose or cancer slope factor values for lead, therefore it is not possible to calculate cancer risk or hazard quotient. Lead concentrations are compared to the EPA screening level of 200 mg/kg for residential soil. If it has been demonstrated that additional sources of lead are present (e.g., lead water service lines or lead-based paint), the EPA screening level is 100 mg/kg.

CAS #	Chemical Name:	Ingestion Concentration (mg/kg)	Dermal Concentration (mg/kg)	Inhalation Concentration (mg/kg)*	Ingestion Carcinogenic Risk	Dermal Carcinogenic Risk	Inhalation Carcinogenic Risk*	Calculated Carcinogenic Risk	Ingestion Hazard Quotient	Dermal Hazard Quotient	Inhalation Hazard Quotient*	Calculated Non-Carcinogenic Hazard Quotient
67-64-1	Acetone	0.11	0.11	0.11					1.6E-06			1.6E-06
7440-38-2	Arsenic, Inorganic	0.992	0.992	0.992	1.3E-06	1.8E-07	2.6E-11	1.5E-06	2.5E-02	3.0E-03	1.1E-06	2.8E-02
7440-39-3	Barium	22.6	22.6	22.6					1.4E-03		7.3E-07	1.4E-03
7440-41-7	Beryllium and compounds	0.117	0.117	0.117			1.7E-12	1.7E-12	7.5E-04		9.5E-08	7.5E-04
7440-43-9	Cadmium (Diet)	0.0628	0.0628	0.0628			6.8E-13	6.8E-13	8.0E-03	7.6E-04	1.0E-07	8.8E-03
16065-83-1	Chromium(III), Insoluble Salts	4.66	4.66	4.66					4.0E-05			4.0E-05
7440-48-4	Cobalt	3.37	3.37	3.37			1.8E-10	1.8E-10	1.4E-01		9.1E-06	1.4E-01
7440-50-8	Copper	8.28	8.28	8.28					2.6E-03			2.6E-03
107-06-2	Dichloroethane, 1,2-	0.00452	0.00452	0.00452	5.9E-10		8.6E-09	9.2E-09	9.6E-06		1.3E-04	1.4E-04
7439-92-1	-Lead and Compounds	20	20	20					<SL**	<SL**	<SL**	
7439-96-5	Manganese (Non-diet)	94	94	94					5.0E-02		3.0E-05	5.0E-02
7440-02-0	Nickel Soluble Salts	10.4	10.4	10.4			1.6E-11	1.6E-11	6.6E-03		1.7E-05	6.7E-03
205-99-2	-Benzofluoranthene	0.0156	0.0156	0.0156	1.0E-08	3.4E-09	1.6E-14	1.4E-08				
7440-22-4	Silver	0.0106	0.0106	0.0106					2.7E-05			2.7E-05
7440-62-2	Vanadium and Compounds	15.9	15.9	15.9					4.0E-02		2.6E-06	4.0E-02
7440-66-6	Zinc and Compounds	49.7	49.7	49.7					2.1E-03			2.1E-03

Cumulative: 1.5E-06 2.9E-01

Version Date: January 2025

Basis: November 2024 EPA RSL Table

Site ID: NONCD000822

Exposure Unit ID: SED-1 Risk Assessment

* - Note that inhalation on this calculator refers to outdoor inhalation of volatiles and particulates, not indoor inhalation associated with vapor intrusion.

** - Note that the EPA has no consensus on reference dose or cancer slope factor values for lead, therefore it is not possible to calculate cancer risk or hazard quotient. Lead concentrations are compared to the EPA screening level of 800 mg/kg for commercial/industrial soil.

CAS #	Chemical Name:	Ingestion Concentration (mg/kg)	Dermal Concentration (mg/kg)	Inhalation Concentration (mg/kg)*	Ingestion Carcinogenic Risk	Dermal Carcinogenic Risk	Inhalation Carcinogenic Risk	Calculated Carcinogenic Risk	Ingestion Hazard Quotient	Dermal Hazard Quotient	Inhalation Hazard Quotient	Calculated Non-Carcinogenic Hazard Quotient
67-64-1	Acetone	0.11	0.11	0.11					1.0E-07			1.0E-07
7440-38-2	Arsenic, Inorganic	0.992	0.992	0.992	2.7E-07	5.8E-08	5.9E-12	3.3E-07	1.7E-03	3.6E-04	2.5E-07	2.1E-03
7440-39-3	Barium	22.6	22.6	22.6					9.7E-05		1.7E-07	9.7E-05
7440-41-7	Beryllium and compounds	0.117	0.117	0.117			3.9E-13	3.9E-13	5.0E-05		2.3E-08	5.0E-05
7440-43-9	Cadmium (Diet)	0.0628	0.0628	0.0628			1.6E-13	1.6E-13	5.4E-04	9.1E-05	2.4E-08	6.3E-04
16065-83-1	Chromium(III), Insoluble Salts	4.66	4.66	4.66					2.7E-06			2.7E-06
7440-48-4	Cobalt	3.37	3.37	3.37			4.2E-11	4.2E-11	9.6E-03		2.2E-06	9.6E-03
7440-50-8	Copper	8.28	8.28	8.28					1.8E-04			1.8E-04
107-06-2	Dichloroethane, 1,2-	0.00452	0.00452	0.00452	1.3E-10		2.0E-09	2.1E-09	6.4E-07		3.0E-05	3.1E-05
7439-92-1	-Lead and Compounds	20	20	20					<SL**	<SL**	<SL**	
7439-96-5	Manganese (Non-diet)	94	94	94					3.4E-03		7.2E-06	3.4E-03
7440-02-0	Nickel Soluble Salts	10.4	10.4	10.4			3.7E-12	3.7E-12	4.5E-04		4.0E-06	4.5E-04
205-99-2	-Benzo[b]fluoranthene	0.0156	0.0156	0.0156	4.8E-10	2.6E-10	1.3E-15	7.4E-10				
7440-22-4	Silver	0.0106	0.0106	0.0106					1.8E-06			1.8E-06
7440-62-2	Vanadium and Compounds	15.9	15.9	15.9					2.7E-03		6.1E-07	2.7E-03
7440-66-6	Zinc and Compounds	49.7	49.7	49.7					1.4E-04			1.4E-04

Cumulative: 3.3E-07 1.9E-02

Version Date: January 2025

Basis: November 2024 EPA RSL Table

Site ID: NONCD000822

Exposure Unit ID: SED-1 Risk Assessment

* - Note that inhalation on this calculator refers to outdoor inhalation of volatiles and particulates, not indoor inhalation associated with vapor intrusion.

** - Note that the EPA has no consensus on reference dose or cancer slope factor values for lead, therefore it is not possible to calculate cancer risk or hazard quotient. Lead concentrations are compared to the EPA screening level of 200 mg/kg for residential soil. If it has been demonstrated that additional sources of lead are present (e.g., lead water service lines or lead-based paint), the EPA screening level is 100 mg/kg.

Receptor Type: _____

CAS #	Chemical Name:	Ingestion Concentration (mg/kg)	Dermal Concentration (mg/kg)	Inhalation Concentration (mg/kg)*	Ingestion Carcinogenic Risk	Dermal Carcinogenic Risk	Inhalation Carcinogenic Risk	Calculated Carcinogenic Risk	Ingestion Hazard Quotient	Dermal Hazard Quotient	Inhalation Hazard Quotient	Calculated Non-Carcinogenic Hazard Quotient
67-64-1	Acetone	0.11	0.11	0.11					6.7E-07			6.7E-07
7440-38-2	Arsenic, Inorganic	0.992	0.992	0.992	5.5E-07	7.7E-08	9.1E-13	6.3E-07	1.1E-02	1.3E-03	3.8E-08	1.2E-02
7440-39-3	Barium	22.6	22.6	22.6					6.2E-04		2.6E-08	6.2E-04
7440-41-7	Beryllium and compounds	0.117	0.117	0.117			6.0E-14	6.0E-14	3.2E-04		3.4E-09	3.2E-04
7440-43-9	Cadmium (Diet)	0.0628	0.0628	0.0628			2.4E-14	2.4E-14	3.4E-03	3.3E-04	3.6E-09	3.8E-03
16065-83-1	Chromium(III), Insoluble Salts	4.66	4.66	4.66					1.7E-05			1.7E-05
7440-48-4	Cobalt	3.37	3.37	3.37			6.5E-12	6.5E-12	6.2E-02		3.2E-07	6.2E-02
7440-50-8	Copper	8.28	8.28	8.28					1.1E-03			1.1E-03
107-06-2	Dichloroethane, 1,2-	0.00452	0.00452	0.00452	2.5E-10		3.1E-10	5.6E-10	4.1E-06		4.5E-06	8.7E-06
7439-92-1	-Lead and Compounds	20	20	20					<SL**	<SL**	<SL**	
7439-96-5	Manganese (Non-diet)	94	94	94					2.1E-02		1.1E-06	2.1E-02
7440-02-0	Nickel Soluble Salts	10.4	10.4	10.4			5.8E-13	5.8E-13	2.8E-03		6.0E-07	2.8E-03
205-99-2	-Benzo[b]fluoranthene	0.0156	0.0156	0.0156	4.4E-09	1.5E-09	5.6E-16	5.8E-09				
7440-22-4	Silver	0.0106	0.0106	0.0106					1.2E-05			1.2E-05
7440-62-2	Vanadium and Compounds	15.9	15.9	15.9					1.7E-02		9.2E-08	1.7E-02
7440-66-6	Zinc and Compounds	49.7	49.7	49.7					9.1E-04			9.1E-04

Cumulative: 6.3E-07 1.2E-01

North Carolina Department of Environmental Quality Risk Calculator

Version Date:	January 2025
Basis:	November 2024 EPA RSL Table
Site Name:	City of Durham Parks - Lyon Park
Site Address:	1101 Cornell Road and 1200 W. Lakewood Avenue, Durham NC
DEQ Section:	Pre-Regulatory Landfill Group
Site ID:	NONCD0000822
Exposure Unit ID:	SED-2 Risk Assessment
Submittal Date:	2/20/2026
Prepared By:	Macy Courtney Jennifer Petzold
Reviewed By:	Jerry Paul

Version Date: January 2025
 Basis: November 2024 EPA RSL Table
 Site ID: NONCD000822
 Exposure Unit ID: SED-2 Risk Assessment

Soil Exposure Point Concentration Table

Description of Exposure Point Concentration Selection:

NOTE: If the chemical list is changed from a prior calculator run, remember to select "See All Chemicals" on the data output sheet or newly added chemicals will not be included in risk calculations

Exposure Point Concentration (mg/kg)	Notes:	CAS Number	Chemical For the chemicals highlighted in blue, data entry notes are provided in the PSRG Table link on the Main Menu	Minimum Concentration (Qualifier)	Maximum Concentration (Qualifier)	Units	Location of Maximum Concentration	Detection Frequency	Range of Detection Limits	Concentration Used for Screening	Background Value	Screening Toxicity Value (Screening Level) (n/c)	Potential ARAR/TBC Value	Potential ARAR/TBC Source	COPC Flag (Y/N)	Rationale for Selection or Deletion
1.39	B	7440-38-2	Arsenic, Inorganic			mg/kg	SED-2									
28.6		7440-39-3	Barium			mg/kg	SED-2									
0.145	J	7440-41-7	Beryllium and compounds			mg/kg	SED-2									
0.0042	J * +	74-83-9	Bromomethane			mg/kg	SED-2									
0.0952	J	7440-43-9	Cadmium (Diet)			mg/kg	SED-2									
0.146	J *+	105-60-2	Caprolactam			mg/kg	SED-2									
19		16065-83-1	Chromium(III), Insoluble Salts			mg/kg	SED-2									
6.47		7440-48-4	Cobalt			mg/kg	SED-2									
16		7440-50-8	Copper			mg/kg	SED-2									
30		7439-92-1	~Lead and Compounds			mg/kg	SED-2									
147		7439-96-5	Manganese (Non-diet)			mg/kg	SED-2									
23.8		7440-02-0	Nickel Soluble Salts			mg/kg	SED-2									
0.0484	J	120-12-7	~Anthracene			mg/kg	SED-2									
0.101	J	56-55-3	~Benz[a]anthracene			mg/kg	SED-2									
0.102	J	50-32-8	~Benzo[a]pyrene			mg/kg	SED-2									
0.14	J	205-99-2	~Benzo[b]fluoranthene			mg/kg	SED-2									
0.0457	J	207-08-9	~Benzo[k]fluoranthene			mg/kg	SED-2									
0.101	J	218-01-9	~Chrysene			mg/kg	SED-2									
0.242	J	206-44-0	~Fluoranthene			mg/kg	SED-2									
0.0697	J	193-39-5	~Indeno[1,2,3-cd]pyrene			mg/kg	SED-2									
0.186	J	129-00-0	~Pyrene			mg/kg	SED-2									
0.0114	J	7440-22-4	Silver			mg/kg	SED-2									
16.6	B	7440-62-2	Vanadium and Compounds			mg/kg	SED-2									
65.3		7440-66-6	Zinc and Compounds			mg/kg	SED-2									

Version Date: January 2025

Basis: November 2024 EPA RSL Table

Site ID: NONCD0000822

Exposure Unit ID: SED-2 Risk Assessment

DIRECT CONTACT SOIL AND WATER CALCULATORS

Receptor	Pathway	Carcinogenic Risk	Hazard Index	Risk exceeded?
Resident	Soil	3.2E-06	4.8E-01	NO
	Groundwater Use*	NC	NC	NC
Non-Residential Worker	Soil	5.3E-07	3.3E-02	NO
	Groundwater Use*	NC	NC	NC
Construction Worker	Soil	NC	NC	NC
Recreator/Trespasser	Soil	1.4E-06	2.1E-01	NO
	Surface Water*	NC	NC	NC

VAPOR INTRUSION CALCULATORS

Receptor	Pathway	Carcinogenic Risk	Hazard Index	Risk exceeded?
Resident	Groundwater to Indoor Air	NC	NC	NC
	Soil Gas to Indoor Air	NC	NC	NC
	Indoor Air	NC	NC	NC
Non-Residential Worker	Groundwater to Indoor Air	NC	NC	NC
	Soil Gas to Indoor Air	NC	NC	NC
	Indoor Air	NC	NC	NC

CONTAMINANT MIGRATION CALCULATORS

Pathway	Source	Target Receptor Concentrations Exceeded?	
Groundwater	Source Soil	Exceedence of 2L at Receptor?	NC
	Source Groundwater	Exceedence of 2L at Receptor?	NC
Surface Water	Source Soil	Exceedence of 2B at Receptor?	NC
	Source Groundwater	Exceedence of 2B at Receptor?	NC

Notes:

1. If lead concentrations were entered in the exposure point concentration tables, see the individual calculator sheets for lead concentrations in comparison to screening levels. Note that lead is not included in cumulative risk calculations.
2. * = If concentrations in groundwater exceed the NC 2L Standards or IMAC, or concentrations in surface water exceed the NC 2B Standards, appropriate remediation and/or institutional control measures will be necessary to be eligible for a risk-based closure.
3. NM = Not modeled, required contaminant migration parameters were not entered.
4. NC = Pathway not calculated, user did not check this pathway as complete.

Version Date: January 2025

Basis: November 2024 EPA RSL Table

Site ID: NONCD0000822

Exposure Unit ID: SED-2 Risk Assessment

* - Note that inhalation on this calculator refers to outdoor inhalation of volatiles and particulates, not indoor inhalation associated with vapor intrusion.

** - Note that the EPA has no consensus on reference dose or cancer slope factor values for lead, therefore it is not possible to calculate cancer risk or hazard quotient. Lead concentrations are compared to the EPA screening level of 200 mg/kg for residential soil. If it has been demonstrated that additional sources of lead are present (e.g., lead water service lines or lead-based paint), the EPA screening level is 100 mg/kg.

CAS #	Chemical Name:	Ingestion Concentration (mg/kg)	Dermal Concentration (mg/kg)	Inhalation Concentration (mg/kg)*	Ingestion Carcinogenic Risk	Dermal Carcinogenic Risk	Inhalation Carcinogenic Risk*	Calculated Carcinogenic Risk	Ingestion Hazard Quotient	Dermal Hazard Quotient	Inhalation Hazard Quotient*	Calculated Non-Carcinogenic Hazard Quotient
7440-38-2	Arsenic, Inorganic	1.39	1.39	1.39	1.8E-06	2.5E-07	3.6E-11	2.1E-06	3.6E-02	4.2E-03	1.5E-06	4.0E-02
7440-39-3	Barium	28.6	28.6	28.6					1.8E-03		9.2E-07	1.8E-03
7440-41-7	Beryllium and compounds	0.145	0.145	0.145			2.1E-12	2.1E-12	9.3E-04		1.2E-07	9.3E-04
74-83-9	Bromomethane	0.0042	0.0042	0.0042					3.8E-05		2.6E-04	2.9E-04
7440-43-9	Cadmium (Diet)	0.0952	0.0952	0.0952			1.0E-12	1.0E-12	1.2E-02	1.2E-03	1.5E-07	1.3E-02
105-60-2	Caprolactam	0.146	0.146	0.146					3.7E-06	8.9E-07	1.1E-09	4.6E-06
16065-83-1	Chromium(III), Insoluble Salts	19	19	19					1.6E-04			1.6E-04
7440-48-4	Cobalt	6.47	6.47	6.47			3.5E-10	3.5E-10	2.8E-01		1.7E-05	2.8E-01
7440-50-8	Copper	16	16	16					5.1E-03			5.1E-03
7439-92-1	~Lead and Compounds	30	30	30					<SL**	<SL**	<SL**	
7439-96-5	Manganese (Non-diet)	147	147	147					7.8E-02		4.8E-05	7.8E-02
7440-02-0	Nickel Soluble Salts	23.8	23.8	23.8			3.7E-11	3.7E-11	1.5E-02		3.8E-05	1.5E-02
120-12-7	~Anthracene	0.0484	0.0484	0.0484					2.1E-06	6.4E-07		2.7E-06
56-55-3	~Benz[a]anthracene	0.101	0.101	0.101	6.6E-08	2.2E-08	1.3E-09	8.9E-08				
50-32-8	~Benzo[a]pyrene	0.102	0.102	0.102	6.7E-07	2.2E-07	1.0E-12	8.9E-07	4.3E-03	1.3E-03	8.2E-07	5.7E-03
205-99-2	~Benzo[b]fluoranthene	0.14	0.14	0.14	9.1E-08	3.1E-08	1.4E-13	1.2E-07				
207-08-9	~Benzo[k]fluoranthene	0.0457	0.0457	0.0457	3.0E-09	1.0E-09	4.6E-15	4.0E-09				
218-01-9	~Chrysene	0.101	0.101	0.101	6.6E-10	2.2E-10	1.0E-15	8.8E-10				
206-44-0	~Fluoranthene	0.242	0.242	0.242					7.7E-05	2.4E-05		1.0E-04
193-39-5	~Indeno[1,2,3-cd]pyrene	0.0697	0.0697	0.0697	4.6E-08	1.5E-08	7.0E-14	6.1E-08				
129-00-0	~Pyrene	0.186	0.186	0.186					7.9E-05	2.4E-05		1.0E-04
7440-22-4	Silver	0.0114	0.0114	0.0114					2.9E-05			2.9E-05
7440-62-2	Vanadium and Compounds	16.6	16.6	16.6					4.2E-02		2.7E-06	4.2E-02
7440-66-6	Zinc and Compounds	65.3	65.3	65.3					2.8E-03			2.8E-03

Cumulative:

3.2E-06

4.8E-01

Version Date: January 2025

Basis: November 2024 EPA RSL Table

Site ID: NONCD000822

Exposure Unit ID: SED-2 Risk Assessment

* - Note that inhalation on this calculator refers to outdoor inhalation of volatiles and particulates, not indoor inhalation associated with vapor intrusion.

** - Note that the EPA has no consensus on reference dose or cancer slope factor values for lead, therefore it is not possible to calculate cancer risk or hazard quotient. Lead concentrations are compared to the EPA screening level of 200 mg/kg for residential soil. If it has been demonstrated that additional sources of lead are present (e.g., lead water service lines or lead-based paint), the EPA screening level is 100 mg/kg.

Receptor Type: _____

CAS #	Chemical Name:	Ingestion Concentration (mg/kg)	Dermal Concentration (mg/kg)	Inhalation Concentration (mg/kg)*	Ingestion Carcinogenic Risk	Dermal Carcinogenic Risk	Inhalation Carcinogenic Risk	Calculated Carcinogenic Risk	Ingestion Hazard Quotient	Dermal Hazard Quotient	Inhalation Hazard Quotient	Calculated Non-Carcinogenic Hazard Quotient
7440-38-2	Arsenic, Inorganic	1.39	1.39	1.39	7.7E-07	1.1E-07	1.3E-12	8.8E-07	1.5E-02	1.8E-03	5.3E-08	1.7E-02
7440-39-3	Barium	28.6	28.6	28.6					7.8E-04		3.3E-08	7.8E-04
7440-41-7	Beryllium and compounds	0.145	0.145	0.145			7.5E-14	7.5E-14	4.0E-04		4.2E-09	4.0E-04
74-83-9	Bromomethane	0.0042	0.0042	0.0042					1.6E-05		9.2E-06	2.6E-05
7440-43-9	Cadmium (Diet)	0.0952	0.0952	0.0952			3.7E-14	3.7E-14	5.2E-03	5.0E-04	5.5E-09	5.7E-03
105-60-2	Caprolactam	0.146	0.146	0.146					1.6E-06	3.8E-07	3.8E-11	2.0E-06
16065-83-1	Chromium(III), Insoluble Salts	19	19	19					6.9E-05			6.9E-05
7440-48-4	Cobalt	6.47	6.47	6.47			1.2E-11	1.2E-11	1.2E-01		6.2E-07	1.2E-01
7440-50-8	Copper	16	16	16					2.2E-03			2.2E-03
7439-92-1	~Lead and Compounds	30	30	30					<SL**	<SL**	<SL**	
7439-96-5	Manganese (Non-diet)	147	147	147					3.4E-02		1.7E-06	3.4E-02
7440-02-0	Nickel Soluble Salts	23.8	23.8	23.8			1.3E-12	1.3E-12	6.5E-03		1.4E-06	6.5E-03
120-12-7	~Anthracene	0.0484	0.0484	0.0484					8.8E-07	2.7E-07		1.2E-06
56-55-3	~Benz[a]anthracene	0.101	0.101	0.101	2.8E-08	9.4E-09	4.6E-11	3.8E-08				
50-32-8	~Benzo[a]pyrene	0.102	0.102	0.102	2.9E-07	9.5E-08	3.6E-14	3.8E-07	1.9E-03	5.7E-04	2.9E-08	2.4E-03
205-99-2	~Benzo[b]fluoranthene	0.14	0.14	0.14	3.9E-08	1.3E-08	5.0E-15	5.2E-08				
207-08-9	~Benzo[k]fluoranthene	0.0457	0.0457	0.0457	1.3E-09	4.3E-10	1.6E-16	1.7E-09				
218-01-9	~Chrysene	0.101	0.101	0.101	2.8E-10	9.4E-11	3.6E-17	3.8E-10				
206-44-0	~Fluoranthene	0.242	0.242	0.242					3.3E-05	1.0E-05		4.3E-05
193-39-5	~Indeno[1,2,3-cd]pyrene	0.0697	0.0697	0.0697	2.0E-08	6.5E-09	2.5E-15	2.6E-08				
129-00-0	~Pyrene	0.186	0.186	0.186					3.4E-05	1.0E-05		4.4E-05
7440-22-4	Silver	0.0114	0.0114	0.0114					1.2E-05			1.2E-05
7440-62-2	Vanadium and Compounds	16.6	16.6	16.6					1.8E-02		9.6E-08	1.8E-02
7440-66-6	Zinc and Compounds	65.3	65.3	65.3					1.2E-03			1.2E-03

Cumulative:

1.4E-06

2.1E-01

Version Date: January 2025

Basis: November 2024 EPA RSL Table

Site ID: NONCD000822

Exposure Unit ID: SED-2 Risk Assessment

* - Note that inhalation on this calculator refers to outdoor inhalation of volatiles and particulates, not indoor inhalation associated with vapor intrusion.

** - Note that the EPA has no consensus on reference dose or cancer slope factor values for lead, therefore it is not possible to calculate cancer risk or hazard quotient. Lead concentrations are compared to the EPA screening level of 800 mg/kg for commercial/industrial soil.

CAS #	Chemical Name:	Ingestion Concentration (mg/kg)	Dermal Concentration (mg/kg)	Inhalation Concentration (mg/kg)*	Ingestion Carcinogenic Risk	Dermal Carcinogenic Risk	Inhalation Carcinogenic Risk	Calculated Carcinogenic Risk	Ingestion Hazard Quotient	Dermal Hazard Quotient	Inhalation Hazard Quotient	Calculated Non-Carcinogenic Hazard Quotient
7440-38-2	Arsenic, Inorganic	1.39	1.39	1.39	3.8E-07	8.1E-08	8.2E-12	4.6E-07	2.4E-03	5.0E-04	3.6E-07	2.9E-03
7440-39-3	Barium	28.6	28.6	28.6					1.2E-04		2.2E-07	1.2E-04
7440-41-7	Beryllium and compounds	0.145	0.145	0.145			4.8E-13	4.8E-13	6.2E-05		2.8E-08	6.2E-05
74-83-9	Bromomethane	0.0042	0.0042	0.0042					2.6E-06		6.1E-05	6.4E-05
7440-43-9	Cadmium (Diet)	0.0952	0.0952	0.0952			2.4E-13	2.4E-13	8.2E-04	1.4E-04	3.7E-08	9.5E-04
105-60-2	Caprolactam	0.146	0.146	0.146					2.5E-07	1.1E-07	2.6E-10	3.6E-07
16065-83-1	Chromium(III), Insoluble Salts	19	19	19					1.1E-05			1.1E-05
7440-48-4	Cobalt	6.47	6.47	6.47			8.0E-11	8.0E-11	1.8E-02		4.1E-06	1.8E-02
7440-50-8	Copper	16	16	16					3.4E-04			3.4E-04
7439-92-1	~Lead and Compounds	30	30	30					<SL**	<SL**	<SL**	
7439-96-5	Manganese (Non-diet)	147	147	147					5.2E-03		1.1E-05	5.3E-03
7440-02-0	Nickel Soluble Salts	23.8	23.8	23.8			8.5E-12	8.5E-12	1.0E-03		9.2E-06	1.0E-03
120-12-7	~Anthracene	0.0484	0.0484	0.0484					1.4E-07	7.6E-08		2.1E-07
56-55-3	~Benz[a]anthracene	0.101	0.101	0.101	3.1E-09	1.7E-09	1.1E-10	4.9E-09				
50-32-8	~Benzo[a]pyrene	0.102	0.102	0.102	3.1E-08	1.7E-08	8.4E-14	4.8E-08	2.9E-04	1.6E-04	2.0E-07	4.5E-04
205-99-2	~Benzo[b]fluoranthene	0.14	0.14	0.14	4.3E-09	2.4E-09	1.2E-14	6.6E-09				
207-08-9	~Benzo[k]fluoranthene	0.0457	0.0457	0.0457	1.4E-10	7.7E-11	3.8E-16	2.2E-10				
218-01-9	~Chrysene	0.101	0.101	0.101	3.1E-11	1.7E-11	8.3E-17	4.8E-11				
206-44-0	~Fluoranthene	0.242	0.242	0.242					5.2E-06	2.8E-06		8.0E-06
193-39-5	~Indeno[1,2,3-cd]pyrene	0.0697	0.0697	0.0697	2.1E-09	1.2E-09	5.7E-15	3.3E-09				
129-00-0	~Pyrene	0.186	0.186	0.186					5.3E-06	2.9E-06		8.2E-06
7440-22-4	Silver	0.0114	0.0114	0.0114					2.0E-06			2.0E-06
7440-62-2	Vanadium and Compounds	16.6	16.6	16.6					2.8E-03		6.4E-07	2.8E-03
7440-66-6	Zinc and Compounds	65.3	65.3	65.3					1.9E-04			1.9E-04

Cumulative: 5.3E-07 3.3E-02

North Carolina Department of Environmental Quality Risk Calculator

Version Date:	January 2025
Basis:	November 2024 EPA RSL Table
Site Name:	City of Durham Parks - Lyon Park
Site Address:	1101 Cornell Road and 1200 W. Lakewood Avenue, Durham NC
DEQ Section:	Pre-Regulatory Landfill Group
Site ID:	NONCD0000822
Exposure Unit ID:	SED-3 Risk Assessment
Submittal Date:	2/20/2026
Prepared By:	Macy Courtney Jennifer Petzold
Reviewed By:	Jerry Paul

Version Date: January 2025
 Basis: November 2024 EPA RSL Table
 Site ID: NONCD000822
 Exposure Unit ID: SED-3 Risk Assessment

Soil Exposure Point Concentration Table

Description of Exposure Point Concentration Selection:

NOTE: If the chemical list is changed from a prior calculator run, remember to select "See All Chemicals" on the data output sheet or newly added chemicals will not be included in risk calculations

Exposure Point Concentration (mg/kg)	Notes:	CAS Number	Chemical For the chemicals highlighted in blue, data entry notes are provided in the PSRG Table link on the Main Menu	Minimum Concentration (Qualifier)	Maximum Concentration (Qualifier)	Units	Location of Maximum Concentration	Detection Frequency	Range of Detection Limits	Concentration Used for Screening	Background Value	Screening Toxicity Value (Screening Level) (n/c)	Potential ARAR/TBC Value	Potential ARAR/TBC Source	COPC Flag (Y/N)	Rationale for Selection or Deletion
0.066	J	67-64-1	Acetone			mg/kg	SED-3									
2.55	B	7440-38-2	Arsenic, Inorganic			mg/kg	SED-3									
38.9		7440-39-3	Barium			mg/kg	SED-3									
0.235	J	7440-41-7	Beryllium and compounds			mg/kg	SED-3									
0.0908	J	7440-43-9	Cadmium (Diet)			mg/kg	SED-3									
0.143	J*+	105-60-2	Caprolactam			mg/kg	SED-3									
12.7		16065-83-1	Chromium(III), Insoluble Salts			mg/kg	SED-3									
6.1		7440-48-4	Cobalt			mg/kg	SED-3									
18.2		7440-50-8	Copper			mg/kg	SED-3									
93.4		7439-92-1	~Lead and Compounds			mg/kg	SED-3									
159		7439-96-5	Manganese (Non-diet)			mg/kg	SED-3									
21.2		7440-02-0	Nickel Soluble Salts			mg/kg	SED-3									
0.0784	J	56-55-3	~Benz[a]anthracene			mg/kg	SED-3									
0.0829	J	50-32-8	~Benzo[a]pyrene			mg/kg	SED-3									
0.115	J	205-99-2	~Benzo[b]fluoranthene			mg/kg	SED-3									
0.0893	J	218-01-9	~Chrysene			mg/kg	SED-3									
0.218	J	206-44-0	~Fluoranthene			mg/kg	SED-3									
0.0555	J	193-39-5	~Indeno[1,2,3-cd]pyrene			mg/kg	SED-3									
0.175	J	129-00-0	~Pyrene			mg/kg	SED-3									
0.0191	J	7440-22-4	Silver			mg/kg	SED-3									
20.4	B	7440-62-2	Vanadium and Compounds			mg/kg	SED-3									
74.3		7440-66-6	Zinc and Compounds			mg/kg	SED-3									

Version Date: January 2025

Basis: November 2024 EPA RSL Table

Site ID: NONCD0000822

Exposure Unit ID: SED-3 Risk Assessment

DIRECT CONTACT SOIL AND WATER CALCULATORS

Receptor	Pathway	Carcinogenic Risk	Hazard Index	Risk exceeded?
Resident	Soil	4.7E-06	5.1E-01	NO
	Groundwater Use*	NC	NC	NC
Non-Residential Worker	Soil	9.0E-07	3.5E-02	NO
	Groundwater Use*	NC	NC	NC
Construction Worker	Soil	NC	NC	NC
Recreator/Trespasser	Soil	2.0E-06	2.2E-01	NO
	Surface Water*	NC	NC	NC

VAPOR INTRUSION CALCULATORS

Receptor	Pathway	Carcinogenic Risk	Hazard Index	Risk exceeded?
Resident	Groundwater to Indoor Air	NC	NC	NC
	Soil Gas to Indoor Air	NC	NC	NC
	Indoor Air	NC	NC	NC
Non-Residential Worker	Groundwater to Indoor Air	NC	NC	NC
	Soil Gas to Indoor Air	NC	NC	NC
	Indoor Air	NC	NC	NC

CONTAMINANT MIGRATION CALCULATORS

Pathway	Source	Target Receptor Concentrations Exceeded?	
Groundwater	Source Soil	Exceedence of 2L at Receptor?	NC
	Source Groundwater	Exceedence of 2L at Receptor?	NC
Surface Water	Source Soil	Exceedence of 2B at Receptor?	NC
	Source Groundwater	Exceedence of 2B at Receptor?	NC

Notes:

1. If lead concentrations were entered in the exposure point concentration tables, see the individual calculator sheets for lead concentrations in comparison to screening levels. Note that lead is not included in cumulative risk calculations.
2. * = If concentrations in groundwater exceed the NC 2L Standards or IMAC, or concentrations in surface water exceed the NC 2B Standards, appropriate remediation and/or institutional control measures will be necessary to be eligible for a risk-based closure.
3. NM = Not modeled, required contaminant migration parameters were not entered.
4. NC = Pathway not calculated, user did not check this pathway as complete.

Version Date: January 2025

Basis: November 2024 EPA RSL Table

Site ID: NONCD0000822

Exposure Unit ID: SED-3 Risk Assessment

* - Note that inhalation on this calculator refers to outdoor inhalation of volatiles and particulates, not indoor inhalation associated with vapor intrusion.

** - Note that the EPA has no consensus on reference dose or cancer slope factor values for lead, therefore it is not possible to calculate cancer risk or hazard quotient. Lead concentrations are compared to the EPA screening level of 200 mg/kg for residential soil. If it has been demonstrated that additional sources of lead are present (e.g., lead water service lines or lead-based paint), the EPA screening level is 100 mg/kg.

CAS #	Chemical Name:	Ingestion Concentration (mg/kg)	Dermal Concentration (mg/kg)	Inhalation Concentration (mg/kg)*	Ingestion Carcinogenic Risk	Dermal Carcinogenic Risk	Inhalation Carcinogenic Risk*	Calculated Carcinogenic Risk	Ingestion Hazard Quotient	Dermal Hazard Quotient	Inhalation Hazard Quotient*	Calculated Non-Carcinogenic Hazard Quotient
67-64-1	Acetone	0.066	0.066	0.066					9.4E-07			9.4E-07
7440-38-2	Arsenic, Inorganic	2.55	2.55	2.55	3.3E-06	4.6E-07	6.6E-11	3.8E-06	6.5E-02	7.7E-03	2.7E-06	7.3E-02
7440-39-3	Barium	38.9	38.9	38.9					2.5E-03		1.3E-06	2.5E-03
7440-41-7	Beryllium and compounds	0.235	0.235	0.235			3.4E-12	3.4E-12	1.5E-03		1.9E-07	1.5E-03
7440-43-9	Cadmium (Diet)	0.0908	0.0908	0.0908			9.8E-13	9.8E-13	1.2E-02	1.1E-03	1.5E-07	1.3E-02
105-60-2	Caprolactam	0.143	0.143	0.143					3.7E-06	8.7E-07	1.1E-09	4.5E-06
16065-83-1	Chromium(III), Insoluble Salts	12.7	12.7	12.7					1.1E-04			1.1E-04
7440-48-4	Cobalt	6.1	6.1	6.1			3.3E-10	3.3E-10	2.6E-01		1.6E-05	2.6E-01
7440-50-8	Copper	18.2	18.2	18.2					5.8E-03			5.8E-03
7439-92-1	~Lead and Compounds	93.4	93.4	93.4					<SL**	<SL**	<SL**	
7439-96-5	Manganese (Non-diet)	159	159	159					8.5E-02		5.1E-05	8.5E-02
7440-02-0	Nickel Soluble Salts	21.2	21.2	21.2			3.3E-11	3.3E-11	1.4E-02		3.4E-05	1.4E-02
56-55-3	~Benz[a]anthracene	0.0784	0.0784	0.0784	5.1E-08	1.7E-08	9.9E-10	6.9E-08				
50-32-8	~Benzo[a]pyrene	0.0829	0.0829	0.0829	5.4E-07	1.8E-07	8.3E-13	7.2E-07	3.5E-03	1.1E-03	6.7E-07	4.6E-03
205-99-2	~Benzo[b]fluoranthene	0.115	0.115	0.115	7.5E-08	2.5E-08	1.1E-13	1.0E-07				
218-01-9	~Chrysene	0.0893	0.0893	0.0893	5.8E-10	1.9E-10	8.9E-16	7.8E-10				
206-44-0	~Fluoranthene	0.218	0.218	0.218					7.0E-05	2.1E-05		9.1E-05
193-39-5	~Indeno[1,2,3-cd]pyrene	0.0555	0.0555	0.0555	3.6E-08	1.2E-08	5.5E-14	4.8E-08				
129-00-0	~Pyrene	0.175	0.175	0.175					7.5E-05	2.3E-05		9.8E-05
7440-22-4	Silver	0.0191	0.0191	0.0191					4.9E-05			4.9E-05
7440-62-2	Vanadium and Compounds	20.4	20.4	20.4					5.2E-02		3.3E-06	5.2E-02
7440-66-6	Zinc and Compounds	74.3	74.3	74.3					3.2E-03			3.2E-03

Cumulative:

4.7E-06

5.1E-01

Version Date: January 2025

Basis: November 2024 EPA RSL Table

Site ID: NONCD000822

Exposure Unit ID: SED-3 Risk Assessment

* - Note that inhalation on this calculator refers to outdoor inhalation of volatiles and particulates, not indoor inhalation associated with vapor intrusion.

** - Note that the EPA has no consensus on reference dose or cancer slope factor values for lead, therefore it is not possible to calculate cancer risk or hazard quotient. Lead concentrations are compared to the EPA screening level of 200 mg/kg for residential soil. If it has been demonstrated that additional sources of lead are present (e.g., lead water service lines or lead-based paint), the EPA screening level is 100 mg/kg.

Receptor Type: _____

CAS #	Chemical Name:	Ingestion Concentration (mg/kg)	Dermal Concentration (mg/kg)	Inhalation Concentration (mg/kg)*	Ingestion Carcinogenic Risk	Dermal Carcinogenic Risk	Inhalation Carcinogenic Risk	Calculated Carcinogenic Risk	Ingestion Hazard Quotient	Dermal Hazard Quotient	Inhalation Hazard Quotient	Calculated Non-Carcinogenic Hazard Quotient
67-64-1	Acetone	0.066	0.066	0.066					4.0E-07			4.0E-07
7440-38-2	Arsenic, Inorganic	2.55	2.55	2.55	1.4E-06	2.0E-07	2.4E-12	1.6E-06	2.8E-02	3.3E-03	9.8E-08	3.1E-02
7440-39-3	Barium	38.9	38.9	38.9					1.1E-03		4.5E-08	1.1E-03
7440-41-7	Beryllium and compounds	0.235	0.235	0.235			1.2E-13	1.2E-13	6.4E-04		6.8E-09	6.4E-04
7440-43-9	Cadmium (Diet)	0.0908	0.0908	0.0908			3.5E-14	3.5E-14	5.0E-03	4.7E-04	5.2E-09	5.4E-03
105-60-2	Caprolactam	0.143	0.143	0.143					1.6E-06	3.7E-07	3.8E-11	1.9E-06
16065-83-1	Chromium(III), Insoluble Salts	12.7	12.7	12.7					4.6E-05			4.6E-05
7440-48-4	Cobalt	6.1	6.1	6.1			1.2E-11	1.2E-11	1.1E-01		5.9E-07	1.1E-01
7440-50-8	Copper	18.2	18.2	18.2					2.5E-03			2.5E-03
7439-92-1	~Lead and Compounds	93.4	93.4	93.4					<SL**	<SL**	<SL**	
7439-96-5	Manganese (Non-diet)	159	159	159					3.6E-02		1.8E-06	3.6E-02
7440-02-0	Nickel Soluble Salts	21.2	21.2	21.2			1.2E-12	1.2E-12	5.8E-03		1.2E-06	5.8E-03
56-55-3	~Benz[a]anthracene	0.0784	0.0784	0.0784	2.2E-08	7.3E-09	3.5E-11	2.9E-08				
50-32-8	~Benzo[a]pyrene	0.0829	0.0829	0.0829	2.3E-07	7.7E-08	3.0E-14	3.1E-07	1.5E-03	4.7E-04	2.4E-08	2.0E-03
205-99-2	~Benzo[b]fluoranthene	0.115	0.115	0.115	3.2E-08	1.1E-08	4.1E-15	4.3E-08				
218-01-9	~Chrysene	0.0893	0.0893	0.0893	2.5E-10	8.3E-11	3.2E-17	3.3E-10				
206-44-0	~Fluoranthene	0.218	0.218	0.218					3.0E-05	9.2E-06		3.9E-05
193-39-5	~Indeno[1,2,3-cd]pyrene	0.0555	0.0555	0.0555	1.6E-08	5.2E-09	2.0E-15	2.1E-08				
129-00-0	~Pyrene	0.175	0.175	0.175					3.2E-05	9.9E-06		4.2E-05
7440-22-4	Silver	0.0191	0.0191	0.0191					2.1E-05			2.1E-05
7440-62-2	Vanadium and Compounds	20.4	20.4	20.4					2.2E-02		1.2E-07	2.2E-02
7440-66-6	Zinc and Compounds	74.3	74.3	74.3					1.4E-03			1.4E-03

Cumulative: 2.0E-06 2.2E-01

Version Date: January 2025

Basis: November 2024 EPA RSL Table

Site ID: NONCD000822

Exposure Unit ID: SED-3 Risk Assessment

* - Note that inhalation on this calculator refers to outdoor inhalation of volatiles and particulates, not indoor inhalation associated with vapor intrusion.

** - Note that the EPA has no consensus on reference dose or cancer slope factor values for lead, therefore it is not possible to calculate cancer risk or hazard quotient. Lead concentrations are compared to the EPA screening level of 800 mg/kg for commercial/industrial soil.

CAS #	Chemical Name:	Ingestion Concentration (mg/kg)	Dermal Concentration (mg/kg)	Inhalation Concentration (mg/kg)*	Ingestion Carcinogenic Risk	Dermal Carcinogenic Risk	Inhalation Carcinogenic Risk	Calculated Carcinogenic Risk	Ingestion Hazard Quotient	Dermal Hazard Quotient	Inhalation Hazard Quotient	Calculated Non-Carcinogenic Hazard Quotient
67-64-1	Acetone	0.066	0.066	0.066					6.3E-08			6.3E-08
7440-38-2	Arsenic, Inorganic	2.55	2.55	2.55	7.0E-07	1.5E-07	1.5E-11	8.5E-07	4.4E-03	9.2E-04	6.5E-07	5.3E-03
7440-39-3	Barium	38.9	38.9	38.9					1.7E-04		3.0E-07	1.7E-04
7440-41-7	Beryllium and compounds	0.235	0.235	0.235			7.8E-13	7.8E-13	1.0E-04		4.5E-08	1.0E-04
7440-43-9	Cadmium (Diet)	0.0908	0.0908	0.0908			2.2E-13	2.2E-13	7.8E-04	1.3E-04	3.5E-08	9.1E-04
105-60-2	Caprolactam	0.143	0.143	0.143					2.4E-07	1.0E-07	2.5E-10	3.5E-07
16065-83-1	Chromium(III), Insoluble Salts	12.7	12.7	12.7					7.2E-06			7.2E-06
7440-48-4	Cobalt	6.1	6.1	6.1			7.5E-11	7.5E-11	1.7E-02		3.9E-06	1.7E-02
7440-50-8	Copper	18.2	18.2	18.2					3.9E-04			3.9E-04
7439-92-1	~Lead and Compounds	93.4	93.4	93.4					<SL**	<SL**	<SL**	
7439-96-5	Manganese (Non-diet)	159	159	159					5.7E-03		1.2E-05	5.7E-03
7440-02-0	Nickel Soluble Salts	21.2	21.2	21.2			7.6E-12	7.6E-12	9.1E-04		8.2E-06	9.2E-04
56-55-3	~Benzo[a]anthracene	0.0784	0.0784	0.0784	2.4E-09	1.3E-09	8.2E-11	3.8E-09				
50-32-8	~Benzo[a]pyrene	0.0829	0.0829	0.0829	2.5E-08	1.4E-08	6.8E-14	3.9E-08	2.4E-04	1.3E-04	1.6E-07	3.7E-04
205-99-2	~Benzo[b]fluoranthene	0.115	0.115	0.115	3.5E-09	1.9E-09	9.5E-15	5.5E-09				
218-01-9	~Chrysene	0.0893	0.0893	0.0893	2.7E-11	1.5E-11	7.4E-17	4.2E-11				
206-44-0	~Fluoranthene	0.218	0.218	0.218					4.7E-06	2.6E-06		7.2E-06
193-39-5	~Indeno[1,2,3-cd]pyrene	0.0555	0.0555	0.0555	1.7E-09	9.3E-10	4.6E-15	2.6E-09				
129-00-0	~Pyrene	0.175	0.175	0.175					5.0E-06	2.7E-06		7.7E-06
7440-22-4	Silver	0.0191	0.0191	0.0191					3.3E-06			3.3E-06
7440-62-2	Vanadium and Compounds	20.4	20.4	20.4					3.5E-03		7.9E-07	3.5E-03
7440-66-6	Zinc and Compounds	74.3	74.3	74.3					2.1E-04			2.1E-04

Cumulative:

9.0E-07

3.5E-02

North Carolina Department of Environmental Quality Risk Calculator

Version Date:	January 2025
Basis:	November 2024 EPA RSL Table
Site Name:	City of Durham Parks - Lyon Park
Site Address:	1101 Cornell Road and 1200 W. Lakewood Avenue, Durham NC
DEQ Section:	Pre-Regulatory Landfill Group
Site ID:	NONCD0000822
Exposure Unit ID:	SED-4Risk Assessment
Submittal Date:	2/20/2026
Prepared By:	Macy Courtney Jennifer Petzold
Reviewed By:	Jerry Paul

Version Date: January 2025
 Basis: November 2024 EPA RSL Table
 Site ID: NONCD000822
 Exposure Unit ID: SED-4Risk Assessment

Soil Exposure Point Concentration Table

Description of Exposure Point Concentration Selection:

NOTE: If the chemical list is changed from a prior calculator run, remember to select "See All Chemicals" on the data output sheet or newly added chemicals will not be included in risk calculations

Exposure Point Concentration (mg/kg)	Notes:	CAS Number	Chemical For the chemicals highlighted in blue, data entry notes are provided in the PSRG Table link on the Main Menu	Minimum Concentration (Qualifier)	Maximum Concentration (Qualifier)	Units	Location of Maximum Concentration	Detection Frequency	Range of Detection Limits	Concentration Used for Screening	Background Value	Screening Toxicity Value (Screening Level) (n/c)	Potential ARAR/TBC Value	Potential ARAR/TBC Source	COPC Flag (Y/N)	Rationale for Selection or Deletion
0.601	B	7440-38-2	Arsenic, Inorganic			mg/kg	SED-4									
16.5		7440-39-3	Barium			mg/kg	SED-4									
0.0685	J	7440-41-7	Beryllium and compounds			mg/kg	SED-4									
0.0194	* +	74-83-9	Bromomethane			mg/kg	SED-4									
0.0224	J	7440-43-9	Cadmium (Diet)			mg/kg	SED-4									
0.134	J *+	105-60-2	Caprolactam			mg/kg	SED-4									
0.00609	J	75-15-0	Carbon Disulfide			mg/kg	SED-4									
2.36		7440-48-4	Cobalt			mg/kg	SED-4									
7.04		7440-50-8	Copper			mg/kg	SED-4									
15		7439-92-1	~Lead and Compounds			mg/kg	SED-4									
61.7		7439-96-5	Manganese (Non-diet)			mg/kg	SED-4									
0.0628	J B	7487-94-7	~Mercuric Chloride (and other Mercury salts)			mg/kg	SED-4									
7.59		7440-02-0	Nickel Soluble Salts			mg/kg	SED-4									
0.312	J	120-12-7	~Anthracene			mg/kg	SED-4									
0.894		56-55-3	~Benz[a]anthracene			mg/kg	SED-4									
0.7		50-32-8	~Benzo[a]pyrene			mg/kg	SED-4									
0.965		205-99-2	~Benzo[b]fluoranthene			mg/kg	SED-4									
0.371	J	207-08-9	~Benzo[k]fluoranthene			mg/kg	SED-4									
0.835		218-01-9	~Chrysene			mg/kg	SED-4									
0.107	J	53-70-3	~Dibenz[a,h]anthracene			mg/kg	SED-4									
2.62		206-44-0	~Fluoranthene			mg/kg	SED-4									
0.074	J	86-73-7	~Fluorene			mg/kg	SED-4									
0.449		193-39-5	~Indeno[1,2,3-cd]pyrene			mg/kg	SED-4									
1.87		129-00-0	~Pyrene			mg/kg	SED-4									
0.00965	J	7440-22-4	Silver			mg/kg	SED-4									
5.96	B	7440-62-2	Vanadium and Compounds			mg/kg	SED-4									
31.6		7440-66-6	Zinc and Compounds			mg/kg	SED-4									

Version Date: January 2025

Basis: November 2024 EPA RSL Table

Site ID: NONCD0000822

Exposure Unit ID: SED-4Risk Assessment

DIRECT CONTACT SOIL AND WATER CALCULATORS

Receptor	Pathway	Carcinogenic Risk	Hazard Index	Risk exceeded?
Resident	Soil	1.0E-05	2.2E-01	NO
	Groundwater Use*	NC	NC	NC
Non-Residential Worker	Soil	7.0E-07	1.6E-02	NO
	Groundwater Use*	NC	NC	NC
Construction Worker	Soil	NC	NC	NC
Recreator/Trespasser	Soil	4.3E-06	9.6E-02	NO
	Surface Water*	NC	NC	NC

VAPOR INTRUSION CALCULATORS

Receptor	Pathway	Carcinogenic Risk	Hazard Index	Risk exceeded?
Resident	Groundwater to Indoor Air	NC	NC	NC
	Soil Gas to Indoor Air	NC	NC	NC
	Indoor Air	NC	NC	NC
Non-Residential Worker	Groundwater to Indoor Air	NC	NC	NC
	Soil Gas to Indoor Air	NC	NC	NC
	Indoor Air	NC	NC	NC

CONTAMINANT MIGRATION CALCULATORS

Pathway	Source	Target Receptor Concentrations Exceeded?	
Groundwater	Source Soil	Exceedence of 2L at Receptor?	NC
	Source Groundwater	Exceedence of 2L at Receptor?	NC
Surface Water	Source Soil	Exceedence of 2B at Receptor?	NC
	Source Groundwater	Exceedence of 2B at Receptor?	NC

Notes:

1. If lead concentrations were entered in the exposure point concentration tables, see the individual calculator sheets for lead concentrations in comparison to screening levels. Note that lead is not included in cumulative risk calculations.
2. * = If concentrations in groundwater exceed the NC 2L Standards or IMAC, or concentrations in surface water exceed the NC 2B Standards, appropriate remediation and/or institutional control measures will be necessary to be eligible for a risk-based closure.
3. NM = Not modeled, required contaminant migration parameters were not entered.
4. NC = Pathway not calculated, user did not check this pathway as complete.

Version Date: January 2025

Basis: November 2024 EPA RSL Table

Site ID: NONCD0000822

Exposure Unit ID: SED-4Risk Assessment

* - Note that inhalation on this calculator refers to outdoor inhalation of volatiles and particulates, not indoor inhalation associated with vapor intrusion.

** - Note that the EPA has no consensus on reference dose or cancer slope factor values for lead, therefore it is not possible to calculate cancer risk or hazard quotient. Lead concentrations are compared to the EPA screening level of 200 mg/kg for residential soil. If it has been demonstrated that additional sources of lead are present (e.g., lead water service lines or lead-based paint), the EPA screening level is 100 mg/kg.

CAS #	Chemical Name:	Ingestion Concentration (mg/kg)	Dermal Concentration (mg/kg)	Inhalation Concentration (mg/kg)*	Ingestion Carcinogenic Risk	Dermal Carcinogenic Risk	Inhalation Carcinogenic Risk*	Calculated Carcinogenic Risk	Ingestion Hazard Quotient	Dermal Hazard Quotient	Inhalation Hazard Quotient*	Calculated Non-Carcinogenic Hazard Quotient
7440-38-2	Arsenic, Inorganic	0.601	0.601	0.601	7.8E-07	1.1E-07	1.6E-11	8.9E-07	1.5E-02	1.8E-03	6.5E-07	1.7E-02
7440-39-3	Barium	16.5	16.5	16.5					1.1E-03		5.3E-07	1.1E-03
7440-41-7	Beryllium and compounds	0.0685	0.0685	0.0685			9.9E-13	9.9E-13	4.4E-04		5.5E-08	4.4E-04
74-83-9	Bromomethane	0.0194	0.0194	0.0194					1.8E-04		1.2E-03	1.4E-03
7440-43-9	Cadmium (Diet)	0.0224	0.0224	0.0224			2.4E-13	2.4E-13	2.9E-03	2.7E-04	3.6E-08	3.1E-03
105-60-2	Caprolactam	0.134	0.134	0.134					3.4E-06	8.1E-07	9.8E-10	4.2E-06
75-15-0	Carbon Disulfide	0.00609	0.00609	0.00609					7.8E-07		2.7E-06	3.4E-06
7440-48-4	Cobalt	2.36	2.36	2.36			1.3E-10	1.3E-10	1.0E-01		6.4E-06	1.0E-01
7440-50-8	Copper	7.04	7.04	7.04					2.3E-03			2.3E-03
7439-92-1	~Lead and Compounds	15	15	15					<SL**	<SL**	<SL**	
7439-96-5	Manganese (Non-diet)	61.7	61.7	61.7					3.3E-02		2.0E-05	3.3E-02
7487-94-7	~Mercuric Chloride (and other Mercury salts)	0.0628	0.0628	0.0628					2.7E-03		3.4E-09	2.7E-03
7440-02-0	Nickel Soluble Salts	7.59	7.59	7.59			1.2E-11	1.2E-11	4.9E-03		1.2E-05	4.9E-03
120-12-7	~Anthracene	0.312	0.312	0.312					1.3E-05	4.1E-06		1.7E-05
56-55-3	~Benz[a]anthracene	0.894	0.894	0.894	5.8E-07	1.9E-07	1.1E-08	7.9E-07				
50-32-8	~Benzo[a]pyrene	0.7	0.7	0.7	4.6E-06	1.5E-06	7.0E-12	6.1E-06	3.0E-02	9.2E-03	5.7E-06	3.9E-02
205-99-2	~Benzo[b]fluoranthene	0.965	0.965	0.965	6.3E-07	2.1E-07	9.6E-13	8.4E-07				
207-08-9	~Benzo[k]fluoranthene	0.371	0.371	0.371	2.4E-08	8.1E-09	3.7E-14	3.2E-08				
218-01-9	~Chrysene	0.835	0.835	0.835	5.5E-09	1.8E-09	8.3E-15	7.3E-09				
53-70-3	~Dibenz[a,h]anthracene	0.107	0.107	0.107	7.0E-07	2.3E-07	1.1E-12	9.3E-07				
206-44-0	~Fluoranthene	2.62	2.62	2.62					8.4E-04	2.6E-04		1.1E-03
86-73-7	~Fluorene	0.074	0.074	0.074					2.4E-05	7.3E-06		3.1E-05
193-39-5	~Indeno[1,2,3-cd]pyrene	0.449	0.449	0.449	2.9E-07	9.8E-08	4.5E-13	3.9E-07				
129-00-0	~Pyrene	1.87	1.87	1.87					8.0E-04	2.5E-04		1.0E-03
7440-22-4	Silver	0.00965	0.00965	0.00965					2.5E-05			2.5E-05
7440-62-2	Vanadium and Compounds	5.96	5.96	5.96					1.5E-02		9.6E-07	1.5E-02
7440-66-6	Zinc and Compounds	31.6	31.6	31.6					1.3E-03			1.3E-03

Cumulative:

1.0E-05

2.2E-01

Version Date: January 2025

Basis: November 2024 EPA RSL Table

Site ID: NONCD000822

Exposure Unit ID: SED-4Risk Assessment

* - Note that inhalation on this calculator refers to outdoor inhalation of volatiles and particulates, not indoor inhalation associated with vapor intrusion.

** - Note that the EPA has no consensus on reference dose or cancer slope factor values for lead, therefore it is not possible to calculate cancer risk or hazard quotient. Lead concentrations are compared to the EPA screening level of 800 mg/kg for commercial/industrial soil.

CAS #	Chemical Name:	Ingestion Concentration (mg/kg)	Dermal Concentration (mg/kg)	Inhalation Concentration (mg/kg)*	Ingestion Carcinogenic Risk	Dermal Carcinogenic Risk	Inhalation Carcinogenic Risk	Calculated Carcinogenic Risk	Ingestion Hazard Quotient	Dermal Hazard Quotient	Inhalation Hazard Quotient	Calculated Non-Carcinogenic Hazard Quotient
7440-38-2	Arsenic, Inorganic	0.601	0.601	0.601	1.7E-07	3.5E-08	3.6E-12	2.0E-07	1.0E-03	2.2E-04	1.5E-07	1.2E-03
7440-39-3	Barium	16.5	16.5	16.5					7.1E-05		1.3E-07	7.1E-05
7440-41-7	Beryllium and compounds	0.0685	0.0685	0.0685			2.3E-13	2.3E-13	2.9E-05		1.3E-08	2.9E-05
74-83-9	Bromomethane	0.0194	0.0194	0.0194					1.2E-05		2.8E-04	2.9E-04
7440-43-9	Cadmium (Diet)	0.0224	0.0224	0.0224			5.5E-14	5.5E-14	1.9E-04	3.2E-05	8.6E-09	2.2E-04
105-60-2	Caprolactam	0.134	0.134	0.134					2.3E-07	9.7E-08	2.3E-10	3.3E-07
75-15-0	Carbon Disulfide	0.00609	0.00609	0.00609					5.2E-08		6.3E-07	6.8E-07
7440-48-4	Cobalt	2.36	2.36	2.36			2.9E-11	2.9E-11	6.7E-03		1.5E-06	6.7E-03
7440-50-8	Copper	7.04	7.04	7.04					1.5E-04			1.5E-04
7439-92-1	~Lead and Compounds	15	15	15					<SL**	<SL**	<SL**	
7439-96-5	Manganese (Non-diet)	61.7	61.7	61.7					2.2E-03		4.7E-06	2.2E-03
7487-94-7	~Mercuric Chloride (and other Mercury salts)	0.0628	0.0628	0.0628					1.8E-04		8.1E-10	1.8E-04
7440-02-0	Nickel Soluble Salts	7.59	7.59	7.59			2.7E-12	2.7E-12	3.2E-04		2.9E-06	3.3E-04
120-12-7	~Anthracene	0.312	0.312	0.312					8.9E-07	4.9E-07		1.4E-06
56-55-3	~Benz[a]anthracene	0.894	0.894	0.894	2.7E-08	1.5E-08	9.3E-10	4.3E-08				
50-32-8	~Benzo[a]pyrene	0.7	0.7	0.7	2.1E-07	1.2E-07	5.8E-13	3.3E-07	2.0E-03	1.1E-03	1.3E-06	3.1E-03
205-99-2	~Benzo[b]fluoranthene	0.965	0.965	0.965	3.0E-08	1.6E-08	8.0E-14	4.6E-08				
207-08-9	~Benzo[k]fluoranthene	0.371	0.371	0.371	1.1E-09	6.2E-10	3.1E-15	1.8E-09				
218-01-9	~Chrysene	0.835	0.835	0.835	2.6E-10	1.4E-10	6.9E-16	4.0E-10				
53-70-3	~Dibenz[a,h]anthracene	0.107	0.107	0.107	3.3E-08	1.8E-08	8.8E-14	5.1E-08				
206-44-0	~Fluoranthene	2.62	2.62	2.62					5.6E-05	3.1E-05		8.7E-05
86-73-7	~Fluorene	0.074	0.074	0.074					1.6E-06	8.7E-07		2.5E-06
193-39-5	~Indeno[1,2,3-cd]pyrene	0.449	0.449	0.449	1.4E-08	7.6E-09	3.7E-14	2.1E-08				
129-00-0	~Pyrene	1.87	1.87	1.87					5.3E-05	2.9E-05		8.3E-05
7440-22-4	Silver	0.00965	0.00965	0.00965					1.7E-06			1.7E-06
7440-62-2	Vanadium and Compounds	5.96	5.96	5.96					1.0E-03		2.3E-07	1.0E-03
7440-66-6	Zinc and Compounds	31.6	31.6	31.6					9.0E-05			9.0E-05

Cumulative: 7.0E-07 1.6E-02

Version Date: January 2025

Basis: November 2024 EPA RSL Table

Site ID: NONCD000822

Exposure Unit ID: SED-4Risk Assessment

* - Note that inhalation on this calculator refers to outdoor inhalation of volatiles and particulates, not indoor inhalation associated with vapor intrusion.

** - Note that the EPA has no consensus on reference dose or cancer slope factor values for lead, therefore it is not possible to calculate cancer risk or hazard quotient. Lead concentrations are compared to the EPA screening level of 200 mg/kg for residential soil. If it has been demonstrated that additional sources of lead are present (e.g., lead water service lines or lead-based paint), the EPA screening level is 100 mg/kg.

Receptor Type: _____

CAS #	Chemical Name:	Ingestion Concentration (mg/kg)	Dermal Concentration (mg/kg)	Inhalation Concentration (mg/kg)*	Ingestion Carcinogenic Risk	Dermal Carcinogenic Risk	Inhalation Carcinogenic Risk	Calculated Carcinogenic Risk	Ingestion Hazard Quotient	Dermal Hazard Quotient	Inhalation Hazard Quotient	Calculated Non-Carcinogenic Hazard Quotient
7440-38-2	Arsenic, Inorganic	0.601	0.601	0.601	3.3E-07	4.7E-08	5.5E-13	3.8E-07	6.6E-03	7.8E-04	2.3E-08	7.4E-03
7440-39-3	Barium	16.5	16.5	16.5					4.5E-04		1.9E-08	4.5E-04
7440-41-7	Beryllium and compounds	0.0685	0.0685	0.0685			3.5E-14	3.5E-14	1.9E-04		2.0E-09	1.9E-04
74-83-9	Bromomethane	0.0194	0.0194	0.0194					7.6E-05		4.2E-05	1.2E-04
7440-43-9	Cadmium (Diet)	0.0224	0.0224	0.0224			8.6E-15	8.6E-15	1.2E-03	1.2E-04	1.3E-09	1.3E-03
105-60-2	Caprolactam	0.134	0.134	0.134					1.5E-06	3.5E-07	3.5E-11	1.8E-06
75-15-0	Carbon Disulfide	0.00609	0.00609	0.00609					3.3E-07		9.5E-08	4.3E-07
7440-48-4	Cobalt	2.36	2.36	2.36			4.6E-12	4.6E-12	4.3E-02		2.3E-07	4.3E-02
7440-50-8	Copper	7.04	7.04	7.04					9.6E-04			9.6E-04
7439-92-1	~Lead and Compounds	15	15	15					<SL**	<SL**	<SL**	
7439-96-5	Manganese (Non-diet)	61.7	61.7	61.7					1.4E-02		7.1E-07	1.4E-02
7487-94-7	~Mercuric Chloride (and other Mercury salts)	0.0628	0.0628	0.0628					1.1E-03		1.2E-10	1.1E-03
7440-02-0	Nickel Soluble Salts	7.59	7.59	7.59			4.2E-13	4.2E-13	2.1E-03		4.4E-07	2.1E-03
120-12-7	~Anthracene	0.312	0.312	0.312					5.7E-06	1.8E-06		7.5E-06
56-55-3	~Benz[a]anthracene	0.894	0.894	0.894	2.5E-07	8.3E-08	4.0E-10	3.3E-07				
50-32-8	~Benzo[a]pyrene	0.7	0.7	0.7	2.0E-06	6.5E-07	2.5E-13	2.6E-06	1.3E-02	3.9E-03	2.0E-07	1.7E-02
205-99-2	~Benzo[b]fluoranthene	0.965	0.965	0.965	2.7E-07	9.0E-08	3.4E-14	3.6E-07				
207-08-9	~Benzo[k]fluoranthene	0.371	0.371	0.371	1.0E-08	3.5E-09	1.3E-15	1.4E-08				
218-01-9	~Chrysene	0.835	0.835	0.835	2.3E-09	7.8E-10	3.0E-16	3.1E-09				
53-70-3	~Dibenz[a,h]anthracene	0.107	0.107	0.107	3.0E-07	1.0E-07	3.8E-14	4.0E-07				
206-44-0	~Fluoranthene	2.62	2.62	2.62					3.6E-04	1.1E-04		4.7E-04
86-73-7	~Fluorene	0.074	0.074	0.074					1.0E-05	3.1E-06		1.3E-05
193-39-5	~Indeno[1,2,3-cd]pyrene	0.449	0.449	0.449	1.3E-07	4.2E-08	1.6E-14	1.7E-07				
129-00-0	~Pyrene	1.87	1.87	1.87					3.4E-04	1.1E-04		4.5E-04
7440-22-4	Silver	0.00965	0.00965	0.00965					1.1E-05			1.1E-05
7440-62-2	Vanadium and Compounds	5.96	5.96	5.96					6.5E-03		3.4E-08	6.5E-03
7440-66-6	Zinc and Compounds	31.6	31.6	31.6					5.8E-04			5.8E-04

Cumulative: 4.3E-06 9.6E-02

North Carolina Department of Environmental Quality Risk Calculator

Version Date:	January 2025
Basis:	November 2024 EPA RSL Table
Site Name:	City of Durham Parks - Lyon Park
Site Address:	1101 Cornell Road and 1200 W. Lakewood Avenue, Durham NC
DEQ Section:	Pre-Regulatory Landfill Group
Site ID:	NONCD0000822
Exposure Unit ID:	SED-5 Risk Assessment
Submittal Date:	2/20/2026
Prepared By:	Jennifer Petzold
Reviewed By:	Jerry Paul

Version Date: January 2025
 Basis: November 2024 EPA RSL Table
 Site ID: NONCD000822
 Exposure Unit ID: SED-5 Risk Assessment

Soil Exposure Point Concentration Table

Description of Exposure Point Concentration Selection:

NOTE: If the chemical list is changed from a prior calculator run, remember to select "See All Chemicals" on the data output sheet or newly added chemicals will not be included in risk calculations

Exposure Point Concentration (mg/kg)	Notes:	CAS Number	Chemical For the chemicals highlighted in blue, data entry notes are provided in the PSRG Table link on the Main Menu	Minimum Concentration (Qualifier)	Maximum Concentration (Qualifier)	Units	Location of Maximum Concentration	Detection Frequency	Range of Detection Limits	Concentration Used for Screening	Background Value	Screening Toxicity Value (Screening Level) (n/c)	Potential ARAR/TBC Value	Potential ARAR/TBC Source	COPC Flag (Y/N)	Rationale for Selection or Deletion
0.0479	J	67-64-1	Acetone			mg/kg	SED-5									
1.23	B	7440-38-2	Arsenic, Inorganic			mg/kg	SED-5									
31.8		7440-39-3	Barium			mg/kg	SED-5									
0.0853	J	7440-41-7	Beryllium and compounds			mg/kg	SED-5									
0.0952	J	7440-43-9	Cadmium (Diet)			mg/kg	SED-5									
7.54		16065-83-1	Chromium(III), Insoluble Salts			mg/kg	SED-5									
4.6		7440-48-4	Cobalt			mg/kg	SED-5									
15.4		7440-50-8	Copper			mg/kg	SED-5									
34.1		7439-92-1	~Lead and Compounds			mg/kg	SED-5									
128		7439-96-5	Manganese (Non-diet)			mg/kg	SED-5									
0.0197	J B	7487-94-7	~Mercuric Chloride (and other Mercury salts)			mg/kg	SED-5									
14.2		7440-02-0	Nickel Soluble Salts			mg/kg	SED-5									
0.058	J	56-55-3	~Benz[a]anthracene			mg/kg	SED-5									
0.055	J	50-32-8	~Benzo[a]pyrene			mg/kg	SED-5									
0.0871	J	205-99-2	~Benzo[b]fluoranthene			mg/kg	SED-5									
0.0712	J	218-01-9	~Chrysene			mg/kg	SED-5									
0.142	J	206-44-0	~Fluoranthene			mg/kg	SED-5									
0.133	J	129-00-0	~Pyrene			mg/kg	SED-5									
0.0187	J ^+	7440-22-4	Silver			mg/kg	SED-5									
13.4	B	7440-62-2	Vanadium and Compounds			mg/kg	SED-5									
81.1		7440-66-6	Zinc and Compounds			mg/kg	SED-5									

Version Date: January 2025

Basis: November 2024 EPA RSL Table

Site ID: NONCD0000822

Exposure Unit ID: SED-5 Risk Assessment

DIRECT CONTACT SOIL AND WATER CALCULATORS

Receptor	Pathway	Carcinogenic Risk	Hazard Index	Risk exceeded?
Resident	Soil	2.4E-06	3.7E-01	NO
	Groundwater Use*	NC	NC	NC
Non-Residential Worker	Soil	4.4E-07	2.5E-02	NO
	Groundwater Use*	NC	NC	NC
Construction Worker	Soil	NC	NC	NC
Recreator/Trespasser	Soil	1.0E-06	1.6E-01	NO
	Surface Water*	NC	NC	NC

VAPOR INTRUSION CALCULATORS

Receptor	Pathway	Carcinogenic Risk	Hazard Index	Risk exceeded?
Resident	Groundwater to Indoor Air	NC	NC	NC
	Soil Gas to Indoor Air	NC	NC	NC
	Indoor Air	NC	NC	NC
Non-Residential Worker	Groundwater to Indoor Air	NC	NC	NC
	Soil Gas to Indoor Air	NC	NC	NC
	Indoor Air	NC	NC	NC

CONTAMINANT MIGRATION CALCULATORS

Pathway	Source	Target Receptor Concentrations Exceeded?	
Groundwater	Source Soil	Exceedence of 2L at Receptor?	NC
	Source Groundwater	Exceedence of 2L at Receptor?	NC
Surface Water	Source Soil	Exceedence of 2B at Receptor?	NC
	Source Groundwater	Exceedence of 2B at Receptor?	NC

Notes:

1. If lead concentrations were entered in the exposure point concentration tables, see the individual calculator sheets for lead concentrations in comparison to screening levels. Note that lead is not included in cumulative risk calculations.
2. * = If concentrations in groundwater exceed the NC 2L Standards or IMAC, or concentrations in surface water exceed the NC 2B Standards, appropriate remediation and/or institutional control measures will be necessary to be eligible for a risk-based closure.
3. NM = Not modeled, required contaminant migration parameters were not entered.
4. NC = Pathway not calculated, user did not check this pathway as complete.

Version Date: January 2025

Basis: November 2024 EPA RSL Table

Site ID: NONCD0000822

Exposure Unit ID: SED-5 Risk Assessment

* - Note that inhalation on this calculator refers to outdoor inhalation of volatiles and particulates, not indoor inhalation associated with vapor intrusion.

** - Note that the EPA has no consensus on reference dose or cancer slope factor values for lead, therefore it is not possible to calculate cancer risk or hazard quotient. Lead concentrations are compared to the EPA screening level of 200 mg/kg for residential soil. If it has been demonstrated that additional sources of lead are present (e.g., lead water service lines or lead-based paint), the EPA screening level is 100 mg/kg.

CAS #	Chemical Name:	Ingestion Concentration (mg/kg)	Dermal Concentration (mg/kg)	Inhalation Concentration (mg/kg)*	Ingestion Carcinogenic Risk	Dermal Carcinogenic Risk	Inhalation Carcinogenic Risk*	Calculated Carcinogenic Risk	Ingestion Hazard Quotient	Dermal Hazard Quotient	Inhalation Hazard Quotient*	Calculated Non-Carcinogenic Hazard Quotient
67-64-1	Acetone	0.0479	0.0479	0.0479					6.8E-07			6.8E-07
7440-38-2	Arsenic, Inorganic	1.23	1.23	1.23	1.6E-06	2.2E-07	3.2E-11	1.8E-06	3.1E-02	3.7E-03	1.3E-06	3.5E-02
7440-39-3	Barium	31.8	31.8	31.8					2.0E-03		1.0E-06	2.0E-03
7440-41-7	Beryllium and compounds	0.0853	0.0853	0.0853			1.2E-12	1.2E-12	5.5E-04		6.9E-08	5.5E-04
7440-43-9	Cadmium (Diet)	0.0952	0.0952	0.0952			1.0E-12	1.0E-12	1.2E-02	1.2E-03	1.5E-07	1.3E-02
16065-83-1	Chromium(III), Insoluble Salts	7.54	7.54	7.54					6.4E-05			6.4E-05
7440-48-4	Cobalt	4.6	4.6	4.6			2.5E-10	2.5E-10	2.0E-01		1.2E-05	2.0E-01
7440-50-8	Copper	15.4	15.4	15.4					4.9E-03			4.9E-03
7439-92-1	~Lead and Compounds	34.1	34.1	34.1					<SL**	<SL**	<SL**	
7439-96-5	Manganese (Non-diet)	128	128	128					6.8E-02		4.1E-05	6.8E-02
7487-94-7	~Mercuric Chloride (and other Mercury salts)	0.0197	0.0197	0.0197					8.4E-04		1.1E-09	8.4E-04
7440-02-0	Nickel Soluble Salts	14.2	14.2	14.2			2.2E-11	2.2E-11	9.1E-03		2.3E-05	9.1E-03
56-55-3	~Benz[a]anthracene	0.058	0.058	0.058	3.8E-08	1.3E-08	7.3E-10	5.1E-08				
50-32-8	~Benzo[a]pyrene	0.055	0.055	0.055	3.6E-07	1.2E-07	5.5E-13	4.8E-07	2.3E-03	7.2E-04	4.4E-07	3.1E-03
205-99-2	~Benzo[b]fluoranthene	0.0871	0.0871	0.0871	5.7E-08	1.9E-08	8.7E-14	7.6E-08				
218-01-9	~Chrysene	0.0712	0.0712	0.0712	4.6E-10	1.6E-10	7.1E-16	6.2E-10				
206-44-0	~Fluoranthene	0.142	0.142	0.142					4.5E-05	1.4E-05		5.9E-05
129-00-0	~Pyrene	0.133	0.133	0.133					5.7E-05	1.7E-05		7.4E-05
7440-22-4	Silver	0.0187	0.0187	0.0187					4.8E-05			4.8E-05
7440-62-2	Vanadium and Compounds	13.4	13.4	13.4					3.4E-02		2.2E-06	3.4E-02
7440-66-6	Zinc and Compounds	81.1	81.1	81.1					3.5E-03			3.5E-03

Cumulative:

2.4E-06

3.7E-01

Version Date: January 2025

Basis: November 2024 EPA RSL Table

Site ID: NONCD000822

Exposure Unit ID: SED-5 Risk Assessment

* - Note that inhalation on this calculator refers to outdoor inhalation of volatiles and particulates, not indoor inhalation associated with vapor intrusion.

** - Note that the EPA has no consensus on reference dose or cancer slope factor values for lead, therefore it is not possible to calculate cancer risk or hazard quotient. Lead concentrations are compared to the EPA screening level of 800 mg/kg for commercial/industrial soil.

CAS #	Chemical Name:	Ingestion Concentration (mg/kg)	Dermal Concentration (mg/kg)	Inhalation Concentration (mg/kg)*	Ingestion Carcinogenic Risk	Dermal Carcinogenic Risk	Inhalation Carcinogenic Risk	Calculated Carcinogenic Risk	Ingestion Hazard Quotient	Dermal Hazard Quotient	Inhalation Hazard Quotient	Calculated Non-Carcinogenic Hazard Quotient
67-64-1	Acetone	0.0479	0.0479	0.0479					4.6E-08			4.6E-08
7440-38-2	Arsenic, Inorganic	1.23	1.23	1.23	3.4E-07	7.2E-08	7.3E-12	4.1E-07	2.1E-03	4.5E-04	3.2E-07	2.6E-03
7440-39-3	Barium	31.8	31.8	31.8					1.4E-04		2.4E-07	1.4E-04
7440-41-7	Beryllium and compounds	0.0853	0.0853	0.0853			2.8E-13	2.8E-13	3.7E-05		1.6E-08	3.7E-05
7440-43-9	Cadmium (Diet)	0.0952	0.0952	0.0952			2.4E-13	2.4E-13	8.2E-04	1.4E-04	3.7E-08	9.5E-04
16065-83-1	Chromium(III), Insoluble Salts	7.54	7.54	7.54					4.3E-06			4.3E-06
7440-48-4	Cobalt	4.6	4.6	4.6			5.7E-11	5.7E-11	1.3E-02		3.0E-06	1.3E-02
7440-50-8	Copper	15.4	15.4	15.4					3.3E-04			3.3E-04
7439-92-1	~Lead and Compounds	34.1	34.1	34.1					<SL**	<SL**	<SL**	
7439-96-5	Manganese (Non-diet)	128	128	128					4.6E-03		9.9E-06	4.6E-03
7487-94-7	~Mercuric Chloride (and other Mercury salts)	0.0197	0.0197	0.0197					5.6E-05		2.5E-10	5.6E-05
7440-02-0	Nickel Soluble Salts	14.2	14.2	14.2			5.1E-12	5.1E-12	6.1E-04		5.5E-06	6.1E-04
56-55-3	~Benz[a]anthracene	0.058	0.058	0.058	1.8E-09	9.8E-10	6.0E-14	2.8E-09				
50-32-8	~Benzo[a]pyrene	0.055	0.055	0.055	1.7E-08	9.3E-09	4.5E-14	2.6E-08	1.6E-04	8.6E-05	1.1E-07	2.4E-04
205-99-2	~Benzo[b]fluoranthene	0.0871	0.0871	0.0871	2.7E-09	1.5E-09	7.2E-15	4.1E-09				
218-01-9	~Chrysene	0.0712	0.0712	0.0712	2.2E-11	1.2E-11	5.9E-17	3.4E-11				
206-44-0	~Fluoranthene	0.142	0.142	0.142					3.0E-06	1.7E-06		4.7E-06
129-00-0	~Pyrene	0.133	0.133	0.133					3.8E-06	2.1E-06		5.9E-06
7440-22-4	Silver	0.0187	0.0187	0.0187					3.2E-06			3.2E-06
7440-62-2	Vanadium and Compounds	13.4	13.4	13.4					2.3E-03		5.2E-07	2.3E-03
7440-66-6	Zinc and Compounds	81.1	81.1	81.1					2.3E-04			2.3E-04

Cumulative: 4.4E-07 2.5E-02

Version Date: January 2025

Basis: November 2024 EPA RSL Table

Site ID: NONCD000822

Exposure Unit ID: SED-5 Risk Assessment

* - Note that inhalation on this calculator refers to outdoor inhalation of volatiles and particulates, not indoor inhalation associated with vapor intrusion.

** - Note that the EPA has no consensus on reference dose or cancer slope factor values for lead, therefore it is not possible to calculate cancer risk or hazard quotient. Lead concentrations are compared to the EPA screening level of 200 mg/kg for residential soil. If it has been demonstrated that additional sources of lead are present (e.g., lead water service lines or lead-based paint), the EPA screening level is 100 mg/kg.

Receptor Type: _____

CAS #	Chemical Name:	Ingestion Concentration (mg/kg)	Dermal Concentration (mg/kg)	Inhalation Concentration (mg/kg)*	Ingestion Carcinogenic Risk	Dermal Carcinogenic Risk	Inhalation Carcinogenic Risk	Calculated Carcinogenic Risk	Ingestion Hazard Quotient	Dermal Hazard Quotient	Inhalation Hazard Quotient	Calculated Non-Carcinogenic Hazard Quotient
67-64-1	Acetone	0.0479	0.0479	0.0479					2.9E-07			2.9E-07
7440-38-2	Arsenic, Inorganic	1.23	1.23	1.23	6.8E-07	9.6E-08	1.1E-12	7.8E-07	1.3E-02	1.6E-03	4.7E-08	1.5E-02
7440-39-3	Barium	31.8	31.8	31.8					8.7E-04		3.7E-08	8.7E-04
7440-41-7	Beryllium and compounds	0.0853	0.0853	0.0853			4.4E-14	4.4E-14	2.3E-04		2.5E-09	2.3E-04
7440-43-9	Cadmium (Diet)	0.0952	0.0952	0.0952			3.7E-14	3.7E-14	5.2E-03	5.0E-04	5.5E-09	5.7E-03
16065-83-1	Chromium(III), Insoluble Salts	7.54	7.54	7.54					2.8E-05			2.8E-05
7440-48-4	Cobalt	4.6	4.6	4.6			8.9E-12	8.9E-12	8.4E-02		4.4E-07	8.4E-02
7440-50-8	Copper	15.4	15.4	15.4					2.1E-03			2.1E-03
7439-92-1	~Lead and Compounds	34.1	34.1	34.1					<SL**	<SL**	<SL**	
7439-96-5	Manganese (Non-diet)	128	128	128					2.9E-02		1.5E-06	2.9E-02
7487-94-7	~Mercuric Chloride (and other Mercury salts)	0.0197	0.0197	0.0197					3.6E-04		3.8E-11	3.6E-04
7440-02-0	Nickel Soluble Salts	14.2	14.2	14.2			7.9E-13	7.9E-13	3.9E-03		8.2E-07	3.9E-03
56-55-3	~Benz[a]anthracene	0.058	0.058	0.058	1.6E-08	5.4E-09	2.6E-11	2.2E-08				
50-32-8	~Benzo[a]pyrene	0.055	0.055	0.055	1.5E-07	5.1E-08	2.0E-14	2.1E-07	1.0E-03	3.1E-04	1.6E-08	1.3E-03
205-99-2	~Benzo[b]fluoranthene	0.0871	0.0871	0.0871	2.4E-08	8.1E-09	3.1E-15	3.3E-08				
218-01-9	~Chrysene	0.0712	0.0712	0.0712	2.0E-10	6.6E-11	2.5E-17	2.7E-10				
206-44-0	~Fluoranthene	0.142	0.142	0.142					1.9E-05	6.0E-06		2.5E-05
129-00-0	~Pyrene	0.133	0.133	0.133					2.4E-05	7.5E-06		3.2E-05
7440-22-4	Silver	0.0187	0.0187	0.0187					2.0E-05			2.0E-05
7440-62-2	Vanadium and Compounds	13.4	13.4	13.4					1.5E-02		7.7E-08	1.5E-02
7440-66-6	Zinc and Compounds	81.1	81.1	81.1					1.5E-03			1.5E-03

Cumulative:

1.0E-06

1.6E-01

North Carolina Department of Environmental Quality Risk Calculator

Version Date:	January 2025
Basis:	November 2024 EPA RSL Table
Site Name:	City of Durham Parks - Lyon Park
Site Address:	1101 Cornell Road and 1200 W. Lakewood Avenue, Durham NC
DEQ Section:	Pre-Regulatory Landfill Group
Site ID:	NONCD0000822
Exposure Unit ID:	SED-6 /SED-DUP Risk Assessment
Submittal Date:	2/20/2026
Prepared By:	Macy Courtney Jennifer Petzold
Reviewed By:	Jerry Paul

Exposure Point Concentrations

Version Date: January 2025

Basis: November 2024 EPA RSL Table

Site ID: NONCD000822

Exposure Unit ID: SED-6 / SED-DUP Risk Assessment

Soil Exposure Point Concentration Table

Description of Exposure Point Concentration Selection:

DUP taken at SED-6. Highest concentration taken between the two.

NOTE: If the chemical list is changed from a prior calculator run, remember to select "See All Chemicals" on the data output sheet or newly added chemicals will not be included in risk calculations

Exposure Point Concentration (mg/kg)	Notes:	CAS Number	Chemical For the chemicals highlighted in blue, data entry notes are provided in the PSRG Table link on the Main Menu	Minimum Concentration (Qualifier)	Maximum Concentration (Qualifier)	Units	Location of Maximum Concentration	Detection Frequency	Range of Detection Limits	Concentration Used for Screening	Background Value	Screening Toxicity Value (Screening Level) (n/c)	Potential ARAR/TBC Value	Potential ARAR/TBC Source	COPC Flag (Y/N)	Rationale for Selection or Deletion
0.312	J	7440-36-0	Antimony (metallic)			mg/kg	SED-DUP									
1.61	B	7440-38-2	Arsenic, Inorganic			mg/kg	SED-DUP									
25		7440-39-3	Barium			mg/kg	SED-DUP									
0.13	J	7440-41-7	Beryllium and compounds			mg/kg	SED-6									
0.131	J	7440-43-9	Cadmium (Diet)			mg/kg	SED-6									
0.284	J*+	105-60-2	Caprolactam			mg/kg	SED-DUP									
6.04		16065-83-1	Chromium(III), Insoluble Salts			mg/kg	SED-DUP									
5.33		7440-48-4	Cobalt			mg/kg	SED-DUP									
18		7440-50-8	Copper			mg/kg	SED-DUP									
53.4		7439-92-1	~Lead and Compounds			mg/kg	SED-DUP									
106		7439-96-5	Manganese (Non-diet)			mg/kg	SED-DUP									
15.3		7440-02-0	Nickel Soluble Salts			mg/kg	SED-DUP									
0.146	J	56-55-3	~Benz[a]anthracene			mg/kg	SED-DUP									
0.284	J	50-32-8	~Benzo[a]pyrene			mg/kg	SED-DUP									
0.377	J	205-99-2	~Benzo[b]fluoranthene			mg/kg	SED-DUP									
0.117	J	207-08-9	~Benzo[k]fluoranthene			mg/kg	SED-DUP									
0.174	J	218-01-9	~Chrysene			mg/kg	SED-DUP									
0.0426	J	53-70-3	~Dibenz[a,h]anthracene			mg/kg	SED-DUP									
0.183	J	206-44-0	~Fluoranthene			mg/kg	SED-DUP									
0.211	J	193-39-5	~Indeno[1,2,3-cd]pyrene			mg/kg	SED-DUP									
0.165	J	91-20-3	~Naphthalene			mg/kg	SED-6									
0.192	J	129-00-0	~Pyrene			mg/kg	SED-DUP									
0.021	J^+	7440-22-4	Silver			mg/kg	SED-6									
22	B	7440-62-2	Vanadium and Compounds			mg/kg	SED-DUP									
57.5		7440-66-6	Zinc and Compounds			mg/kg	SED-6									

Version Date: January 2025

Basis: November 2024 EPA RSL Table

Site ID: NONCD0000822

Exposure Unit ID: SED-6/SED-DUP Risk Assessment

DIRECT CONTACT SOIL AND WATER CALCULATORS

Receptor	Pathway	Carcinogenic Risk	Hazard Index	Risk exceeded?
Resident	Soil	6.0E-06	4.5E-01	NO
	Groundwater Use*	NC	NC	NC
Non-Residential Worker	Soil	7.5E-07	3.1E-02	NO
	Groundwater Use*	NC	NC	NC
Construction Worker	Soil	NC	NC	NC
Recreator/Trespasser	Soil	2.5E-06	1.9E-01	NO
	Surface Water*	NC	NC	NC

VAPOR INTRUSION CALCULATORS

Receptor	Pathway	Carcinogenic Risk	Hazard Index	Risk exceeded?
Resident	Groundwater to Indoor Air	NC	NC	NC
	Soil Gas to Indoor Air	NC	NC	NC
	Indoor Air	NC	NC	NC
Non-Residential Worker	Groundwater to Indoor Air	NC	NC	NC
	Soil Gas to Indoor Air	NC	NC	NC
	Indoor Air	NC	NC	NC

CONTAMINANT MIGRATION CALCULATORS

Pathway	Source	Target Receptor Concentrations Exceeded?	
Groundwater	Source Soil	Exceedence of 2L at Receptor?	NC
	Source Groundwater	Exceedence of 2L at Receptor?	NC
Surface Water	Source Soil	Exceedence of 2B at Receptor?	NC
	Source Groundwater	Exceedence of 2B at Receptor?	NC

- Notes:
1. If lead concentrations were entered in the exposure point concentration tables, see the individual calculator sheets for lead concentrations in comparison to screening levels. Note that lead is not included in cumulative risk calculations.
 2. * = If concentrations in groundwater exceed the NC 2L Standards or IMAC, or concentrations in surface water exceed the NC 2B Standards, appropriate remediation and/or institutional control measures will be necessary to be eligible for a risk-based closure.
 3. NM = Not modeled, required contaminant migration parameters were not entered.
 4. NC = Pathway not calculated, user did not check this pathway as complete.

Version Date: January 2025

Basis: November 2024 EPA RSL Table

Site ID: NONCD000822

Exposure Unit ID: SED-6 /SED-DUP Risk Assessment

* - Note that inhalation on this calculator refers to outdoor inhalation of volatiles and particulates, not indoor inhalation associated with vapor intrusion.

** - Note that the EPA has no consensus on reference dose or cancer slope factor values for lead, therefore it is not possible to calculate cancer risk or hazard quotient. Lead concentrations are compared to the EPA screening level of 200 mg/kg for residential soil. If it has been demonstrated that additional sources of lead are present (e.g., lead water service lines or lead-based paint), the EPA screening level is 100 mg/kg.

CAS #	Chemical Name:	Ingestion Concentration (mg/kg)	Dermal Concentration (mg/kg)	Inhalation Concentration (mg/kg)*	Ingestion Carcinogenic Risk	Dermal Carcinogenic Risk	Inhalation Carcinogenic Risk*	Calculated Carcinogenic Risk	Ingestion Hazard Quotient	Dermal Hazard Quotient	Inhalation Hazard Quotient*	Calculated Non-Carcinogenic Hazard Quotient
7440-36-0	Antimony (metallic)	0.312	0.312	0.312					1.0E-02		1.7E-08	1.0E-02
7440-38-2	Arsenic, Inorganic	1.61	1.61	1.61	2.1E-06	2.9E-07	4.2E-11	2.4E-06	4.1E-02	4.9E-03	1.7E-06	4.6E-02
7440-39-3	Barium	25	25	25					1.6E-03		8.1E-07	1.6E-03
7440-41-7	Beryllium and compounds	0.13	0.13	0.13			1.9E-12	1.9E-12	8.3E-04		1.1E-07	8.3E-04
7440-43-9	Cadmium (Diet)	0.131	0.131	0.131			1.4E-12	1.4E-12	1.7E-02	1.6E-03	2.1E-07	1.8E-02
105-60-2	Caprolactam	0.284	0.284	0.284					7.3E-06	1.7E-06	2.1E-09	9.0E-06
16065-83-1	Chromium(III), Insoluble Salts	6.04	6.04	6.04					5.1E-05			5.1E-05
7440-48-4	Cobalt	5.33	5.33	5.33			2.9E-10	2.9E-10	2.3E-01		1.4E-05	2.3E-01
7440-50-8	Copper	18	18	18					5.8E-03			5.8E-03
7439-92-1	~Lead and Compounds	53.4	53.4	53.4					<SL**	<SL**	<SL**	
7439-96-5	Manganese (Non-diet)	106	106	106					5.6E-02		3.4E-05	5.7E-02
7440-02-0	Nickel Soluble Salts	15.3	15.3	15.3			2.4E-11	2.4E-11	9.8E-03		2.5E-05	9.8E-03
56-55-3	~Benz[a]anthracene	0.146	0.146	0.146	9.5E-08	3.2E-08	1.8E-09	1.3E-07				
50-32-8	~Benzo[a]pyrene	0.284	0.284	0.284	1.9E-06	6.2E-07	2.8E-12	2.5E-06	1.2E-02	3.7E-03	2.3E-06	1.6E-02
205-99-2	~Benzo[b]fluoranthene	0.377	0.377	0.377	2.5E-07	8.2E-08	3.8E-13	3.3E-07				
207-08-9	~Benzo[k]fluoranthene	0.117	0.117	0.117	7.6E-09	2.5E-09	1.2E-14	1.0E-08				
218-01-9	~Chrysene	0.174	0.174	0.174	1.1E-09	3.8E-10	1.7E-15	1.5E-09				
53-70-3	~Dibenz[a,h]anthracene	0.0426	0.0426	0.0426	2.8E-07	9.3E-08	4.2E-13	3.7E-07				
206-44-0	~Fluoranthene	0.183	0.183	0.183					5.8E-05	1.8E-05		7.7E-05
193-39-5	~Indeno[1,2,3-cd]pyrene	0.211	0.211	0.211	1.4E-07	4.6E-08	2.1E-13	1.8E-07				
91-20-3	~Naphthalene	0.165	0.165	0.165	2.8E-08	1.0E-08	4.0E-08	7.9E-08	1.1E-04	3.3E-05	1.1E-03	1.2E-03
129-00-0	~Pyrene	0.192	0.192	0.192					8.2E-05	2.5E-05		1.1E-04
7440-22-4	Silver	0.021	0.021	0.021					5.4E-05			5.4E-05
7440-62-2	Vanadium and Compounds	22	22	22					5.6E-02		3.6E-06	5.6E-02
7440-66-6	Zinc and Compounds	57.5	57.5	57.5					2.5E-03			2.5E-03

Cumulative: 6.0E-06 4.5E-01

Version Date: January 2025

Basis: November 2024 EPA RSL Table

Site ID: NONCD0000822

Exposure Unit ID: SED-6/SED-DUP Risk Assessment

* - Note that inhalation on this calculator refers to outdoor inhalation of volatiles and particulates, not indoor inhalation associated with vapor intrusion.

** - Note that the EPA has no consensus on reference dose or cancer slope factor values for lead, therefore it is not possible to calculate cancer risk or hazard quotient. Lead concentrations are compared to the EPA screening level of 800 mg/kg for commercial/industrial soil.

CAS #	Chemical Name:	Ingestion Concentration (mg/kg)	Dermal Concentration (mg/kg)	Inhalation Concentration (mg/kg)*	Ingestion Carcinogenic Risk	Dermal Carcinogenic Risk	Inhalation Carcinogenic Risk	Calculated Carcinogenic Risk	Ingestion Hazard Quotient	Dermal Hazard Quotient	Inhalation Hazard Quotient	Calculated Non-Carcinogenic Hazard Quotient
7440-36-0	Antimony (metallic)	0.312	0.312	0.312					6.7E-04		4.0E-09	6.7E-04
7440-38-2	Arsenic, Inorganic	1.61	1.61	1.61	4.4E-07	9.4E-08	9.5E-12	5.4E-07	2.8E-03	5.8E-04	4.1E-07	3.3E-03
7440-39-3	Barium	25	25	25					1.1E-04		1.9E-07	1.1E-04
7440-41-7	Beryllium and compounds	0.13	0.13	0.13			4.3E-13	4.3E-13	5.6E-05		2.5E-08	5.6E-05
7440-43-9	Cadmium (Diet)	0.131	0.131	0.131			3.2E-13	3.2E-13	1.1E-03	1.9E-04	5.0E-08	1.3E-03
105-60-2	Caprolactam	0.284	0.284	0.284					4.9E-07	2.1E-07	5.0E-10	6.9E-07
16065-83-1	Chromium(III), Insoluble Salts	6.04	6.04	6.04					3.4E-06			3.4E-06
7440-48-4	Cobalt	5.33	5.33	5.33			6.6E-11	6.6E-11	1.5E-02		3.4E-06	1.5E-02
7440-50-8	Copper	18	18	18					3.9E-04			3.9E-04
7439-92-1	~Lead and Compounds	53.4	53.4	53.4					<SL**	<SL**	<SL**	
7439-96-5	Manganese (Non-diet)	106	106	106					3.8E-03		8.2E-06	3.8E-03
7440-02-0	Nickel Soluble Salts	15.3	15.3	15.3			5.5E-12	5.5E-12	6.5E-04		5.9E-06	6.6E-04
56-55-3	~Benz[a]anthracene	0.146	0.146	0.146	4.5E-09	2.5E-09	1.5E-10	7.1E-09				
50-32-8	~Benzo[a]pyrene	0.284	0.284	0.284	8.7E-08	4.8E-08	2.3E-13	1.3E-07	8.1E-04	4.5E-04	5.5E-07	1.3E-03
205-99-2	~Benzo[b]fluoranthene	0.377	0.377	0.377	1.2E-08	6.3E-09	3.1E-14	1.8E-08				
207-08-9	~Benzo[k]fluoranthene	0.117	0.117	0.117	3.6E-10	2.0E-10	9.6E-16	5.5E-10				
218-01-9	~Chrysene	0.174	0.174	0.174	5.3E-11	2.9E-11	1.4E-16	8.2E-11				
53-70-3	~Dibenz[a,h]anthracene	0.0426	0.0426	0.0426	1.3E-08	7.2E-09	3.5E-14	2.0E-08				
206-44-0	~Fluoranthene	0.183	0.183	0.183					3.9E-06	2.2E-06		6.1E-06
193-39-5	~Indeno[1,2,3-cd]pyrene	0.211	0.211	0.211	6.5E-09	3.5E-09	1.7E-14	1.0E-08				
91-20-3	~Naphthalene	0.165	0.165	0.165	6.1E-09	3.3E-09	9.3E-09	1.9E-08	7.1E-06	3.9E-06	2.5E-04	2.7E-04
129-00-0	~Pyrene	0.192	0.192	0.192					5.5E-06	3.0E-06		8.5E-06
7440-22-4	Silver	0.021	0.021	0.021					3.6E-06			3.6E-06
7440-62-2	Vanadium and Compounds	22	22	22					3.7E-03		8.5E-07	3.7E-03
7440-66-6	Zinc and Compounds	57.5	57.5	57.5					1.6E-04			1.6E-04

Cumulative: 7.5E-07 3.1E-02

Version Date: January 2025

Basis: November 2024 EPA RSL Table

Site ID: NONCD0000822

Exposure Unit ID: SED-6/SED-DUP Risk Assessment

* - Note that inhalation on this calculator refers to outdoor inhalation of volatiles and particulates, not indoor inhalation associated with vapor intrusion.

** - Note that the EPA has no consensus on reference dose or cancer slope factor values for lead, therefore it is not possible to calculate cancer risk or hazard quotient. Lead concentrations are compared to the EPA screening level of 200 mg/kg for residential soil. If it has been demonstrated that additional sources of lead are present (e.g., lead water service lines or lead-based paint), the EPA screening level is 100 mg/kg.

Receptor Type: _____

CAS #	Chemical Name:	Ingestion Concentration (mg/kg)	Dermal Concentration (mg/kg)	Inhalation Concentration (mg/kg)*	Ingestion Carcinogenic Risk	Dermal Carcinogenic Risk	Inhalation Carcinogenic Risk	Calculated Carcinogenic Risk	Ingestion Hazard Quotient	Dermal Hazard Quotient	Inhalation Hazard Quotient	Calculated Non-Carcinogenic Hazard Quotient
7440-36-0	Antimony (metallic)	0.312	0.312	0.312					4.3E-03		6.0E-10	4.3E-03
7440-38-2	Arsenic, Inorganic	1.61	1.61	1.61	8.9E-07	1.3E-07	1.5E-12	1.0E-06	1.8E-02	2.1E-03	6.2E-08	2.0E-02
7440-39-3	Barium	25	25	25					6.8E-04		2.9E-08	6.8E-04
7440-41-7	Beryllium and compounds	0.13	0.13	0.13			6.7E-14	6.7E-14	3.6E-04		3.8E-09	3.6E-04
7440-43-9	Cadmium (Diet)	0.131	0.131	0.131			5.1E-14	5.1E-14	7.2E-03	6.8E-04	7.6E-09	7.9E-03
105-60-2	Caprolactam	0.284	0.284	0.284					3.1E-06	7.4E-07	7.5E-11	3.9E-06
16065-83-1	Chromium(III), Insoluble Salts	6.04	6.04	6.04					2.2E-05			2.2E-05
7440-48-4	Cobalt	5.33	5.33	5.33			1.0E-11	1.0E-11	9.7E-02		5.1E-07	9.7E-02
7440-50-8	Copper	18	18	18					2.5E-03			2.5E-03
7439-92-1	~Lead and Compounds	53.4	53.4	53.4					<SL**	<SL**	<SL**	
7439-96-5	Manganese (Non-diet)	106	106	106					2.4E-02		1.2E-06	2.4E-02
7440-02-0	Nickel Soluble Salts	15.3	15.3	15.3			8.5E-13	8.5E-13	4.2E-03		8.8E-07	4.2E-03
56-55-3	~Benz[a]anthracene	0.146	0.146	0.146	4.1E-08	1.4E-08	6.6E-11	5.5E-08				
50-32-8	~Benzof[a]pyrene	0.284	0.284	0.284	7.9E-07	2.7E-07	1.0E-13	1.1E-06	5.2E-03	1.6E-03	8.2E-08	6.8E-03
205-99-2	~Benzo[b]fluoranthene	0.377	0.377	0.377	1.1E-07	3.5E-08	1.3E-14	1.4E-07				
207-08-9	~Benzo[k]fluoranthene	0.117	0.117	0.117	3.3E-09	1.1E-09	4.2E-16	4.4E-09				
218-01-9	~Chrysene	0.174	0.174	0.174	4.9E-10	1.6E-10	6.2E-17	6.5E-10				
53-70-3	~Dibenzo[a,h]anthracene	0.0426	0.0426	0.0426	1.2E-07	4.0E-08	1.5E-14	1.6E-07				
206-44-0	~Fluoranthene	0.183	0.183	0.183					2.5E-05	7.7E-06		3.3E-05
193-39-5	~Indeno[1,2,3-cd]pyrene	0.211	0.211	0.211	5.9E-08	2.0E-08	7.5E-15	7.9E-08				
91-20-3	~Naphthalene	0.165	0.165	0.165	1.2E-08	4.5E-09	1.4E-09	1.8E-08	4.5E-05	1.4E-05	3.8E-05	9.7E-05
129-00-0	~Pyrene	0.192	0.192	0.192					3.5E-05	1.1E-05		4.6E-05
7440-22-4	Silver	0.021	0.021	0.021					2.3E-05			2.3E-05
7440-62-2	Vanadium and Compounds	22	22	22					2.4E-02		1.3E-07	2.4E-02
7440-66-6	Zinc and Compounds	57.5	57.5	57.5					1.1E-03			1.1E-03

Cumulative:

2.5E-06

1.9E-01

North Carolina Department of Environmental Quality Risk Calculator

Version Date:	January 2025
Basis:	November 2024 EPA RSL Table
Site Name:	City of Durham Parks - Lyon Park
Site Address:	1101 Cornell Road and 1200 W. Lakewood Avenue, Durham NC
DEQ Section:	Pre-Regulatory Landfill Group
Site ID:	NONCD0000822
Exposure Unit ID:	SED-7 Risk Assessment
Submittal Date:	2/20/2026
Prepared By:	Macy Courtney Jennifer Petzold
Reviewed By:	Jerry Paul

Version Date: January 2025

Basis: November 2024 EPA RSL Table

Site ID: NONCD000822

Exposure Unit ID: SED-7 Risk Assessment

Soil Exposure Point Concentration Table

Description of Exposure Point Concentration Selection:

NOTE: If the chemical list is changed from a prior calculator run, remember to select "See All Chemicals" on the data output sheet or newly added chemicals will not be included in risk calculations

Exposure Point Concentration (mg/kg)	Notes:	CAS Number	Chemical For the chemicals highlighted in blue, data entry notes are provided in the PSRG Table link on the Main Menu	Minimum Concentration (Qualifier)	Maximum Concentration (Qualifier)	Units	Location of Maximum Concentration	Detection Frequency	Range of Detection Limits	Concentration Used for Screening	Background Value	Screening Toxicity Value (Screening Level) (n/c)	Potential ARAR/TBC Value	Potential ARAR/TBC Source	COPC Flag (Y/N)	Rationale for Selection or Deletion
0.0207	J	67-64-1	Acetone			mg/kg	SED-7									
0.211	J	7440-36-0	Antimony (metallic)			mg/kg	SED-7									
2.31	B	7440-38-2	Arsenic, Inorganic			mg/kg	SED-7									
29		7440-39-3	Barium			mg/kg	SED-7									
0.164	J	7440-41-7	Beryllium and compounds			mg/kg	SED-7									
0.0857	J	7440-43-9	Cadmium (Diet)			mg/kg	SED-7									
8.11		16065-83-1	Chromium(III), Insoluble Salts			mg/kg	SED-7									
2.95		7440-48-4	Cobalt			mg/kg	SED-7									
13.6		7440-50-8	Copper			mg/kg	SED-7									
34.5		7439-92-1	~Lead and Compounds			mg/kg	SED-7									
84.5		7439-96-5	Manganese (Non-diet)			mg/kg	SED-7									
8.37		7440-02-0	Nickel Soluble Salts			mg/kg	SED-7									
1.11	J	14797-55-8	Nitrate (measured as nitrogen)			mg/kg	SED-7									
0.0544	J	56-55-3	~Benz[a]anthracene			mg/kg	SED-7									
0.0539	J	50-32-8	~Benzo[a]pyrene			mg/kg	SED-7									
0.0724	J	205-99-2	~Benzo[b]fluoranthene			mg/kg	SED-7									
0.0579	J	218-01-9	~Chrysene			mg/kg	SED-7									
0.125	J	206-44-0	~Fluoranthene			mg/kg	SED-7									
0.0488	J	193-39-5	~Indeno[1,2,3-cd]pyrene			mg/kg	SED-7									
0.115	J	129-00-0	~Pyrene			mg/kg	SED-7									
0.0169	J	7440-22-4	Silver			mg/kg	SED-7									
9.07	B	7440-62-2	Vanadium and Compounds			mg/kg	SED-7									
61.5		7440-66-6	Zinc and Compounds			mg/kg	SED-7									

Version Date: January 2025

Basis: November 2024 EPA RSL Table

Site ID: NONCD0000822

Exposure Unit ID: SED-7 Risk Assessment

DIRECT CONTACT SOIL AND WATER CALCULATORS

Receptor	Pathway	Carcinogenic Risk	Hazard Index	Risk exceeded?
Resident	Soil	4.0E-06	3.0E-01	NO
	Groundwater Use*	NC	NC	NC
Non-Residential Worker	Soil	8.0E-07	2.0E-02	NO
	Groundwater Use*	NC	NC	NC
Construction Worker	Soil	NC	NC	NC
Recreator/Trespasser	Soil	1.7E-06	1.3E-01	NO
	Surface Water*	NC	NC	NC

VAPOR INTRUSION CALCULATORS

Receptor	Pathway	Carcinogenic Risk	Hazard Index	Risk exceeded?
Resident	Groundwater to Indoor Air	NC	NC	NC
	Soil Gas to Indoor Air	NC	NC	NC
	Indoor Air	NC	NC	NC
Non-Residential Worker	Groundwater to Indoor Air	NC	NC	NC
	Soil Gas to Indoor Air	NC	NC	NC
	Indoor Air	NC	NC	NC

CONTAMINANT MIGRATION CALCULATORS

Pathway	Source	Target Receptor Concentrations Exceeded?	
Groundwater	Source Soil	Exceedence of 2L at Receptor?	NC
	Source Groundwater	Exceedence of 2L at Receptor?	NC
Surface Water	Source Soil	Exceedence of 2B at Receptor?	NC
	Source Groundwater	Exceedence of 2B at Receptor?	NC

- Notes:
1. If lead concentrations were entered in the exposure point concentration tables, see the individual calculator sheets for lead concentrations in comparison to screening levels. Note that lead is not included in cumulative risk calculations.
 2. * = If concentrations in groundwater exceed the NC 2L Standards or IMAC, or concentrations in surface water exceed the NC 2B Standards, appropriate remediation and/or institutional control measures will be necessary to be eligible for a risk-based closure.
 3. NM = Not modeled, required contaminant migration parameters were not entered.
 4. NC = Pathway not calculated, user did not check this pathway as complete.

Version Date: January 2025

Basis: November 2024 EPA RSL Table

Site ID: NONCD000822

Exposure Unit ID: SED-7 Risk Assessment

* - Note that inhalation on this calculator refers to outdoor inhalation of volatiles and particulates, not indoor inhalation associated with vapor intrusion.

** - Note that the EPA has no consensus on reference dose or cancer slope factor values for lead, therefore it is not possible to calculate cancer risk or hazard quotient. Lead concentrations are compared to the EPA screening level of 200 mg/kg for residential soil. If it has been demonstrated that additional sources of lead are present (e.g., lead water service lines or lead-based paint), the EPA screening level is 100 mg/kg.

CAS #	Chemical Name:	Ingestion Concentration (mg/kg)	Dermal Concentration (mg/kg)	Inhalation Concentration (mg/kg)*	Ingestion Carcinogenic Risk	Dermal Carcinogenic Risk	Inhalation Carcinogenic Risk*	Calculated Carcinogenic Risk	Ingestion Hazard Quotient	Dermal Hazard Quotient	Inhalation Hazard Quotient*	Calculated Non-Carcinogenic Hazard Quotient
67-64-1	Acetone	0.0207	0.0207	0.0207					2.9E-07			2.9E-07
7440-36-0	Antimony (metallic)	0.211	0.211	0.211					6.7E-03		1.1E-08	6.7E-03
7440-38-2	Arsenic, Inorganic	2.31	2.31	2.31	3.0E-06	4.2E-07	6.0E-11	3.4E-06	5.9E-02	7.0E-03	2.5E-06	6.6E-02
7440-39-3	Barium	29	29	29					1.9E-03		9.4E-07	1.9E-03
7440-41-7	Beryllium and compounds	0.164	0.164	0.164			2.4E-12	2.4E-12	1.0E-03		1.3E-07	1.0E-03
7440-43-9	Cadmium (Diet)	0.0857	0.0857	0.0857			9.3E-13	9.3E-13	1.1E-02	1.0E-03	1.4E-07	1.2E-02
16065-83-1	Chromium(III), Insoluble Salts	8.11	8.11	8.11					6.9E-05			6.9E-05
7440-48-4	Cobalt	2.95	2.95	2.95			1.6E-10	1.6E-10	1.3E-01		7.9E-06	1.3E-01
7440-50-8	Copper	13.6	13.6	13.6					4.3E-03			4.3E-03
7439-92-1	~Lead and Compounds	34.5	34.5	34.5					<SL**	<SL**	<SL**	
7439-96-5	Manganese (Non-diet)	84.5	84.5	84.5					4.5E-02		2.7E-05	4.5E-02
7440-02-0	Nickel Soluble Salts	8.37	8.37	8.37			1.3E-11	1.3E-11	5.4E-03		1.4E-05	5.4E-03
14797-55-8	Nitrate (measured as nitrogen)	1.11	1.11	1.11					8.9E-06			8.9E-06
56-55-3	~Benz[a]anthracene	0.0544	0.0544	0.0544	3.6E-08	1.2E-08	6.9E-10	4.8E-08				
50-32-8	~Benzo[a]pyrene	0.0539	0.0539	0.0539	3.5E-07	1.2E-07	5.4E-13	4.7E-07	2.3E-03	7.1E-04	4.4E-07	3.0E-03
205-99-2	~Benzo[b]fluoranthene	0.0724	0.0724	0.0724	4.7E-08	1.6E-08	7.2E-14	6.3E-08				
218-01-9	~Chrysene	0.0579	0.0579	0.0579	3.8E-10	1.3E-10	5.8E-16	5.0E-10				
206-44-0	~Fluoranthene	0.125	0.125	0.125					4.0E-05	1.2E-05		5.2E-05
193-39-5	~Indeno[1,2,3-cd]pyrene	0.0488	0.0488	0.0488	3.2E-08	1.1E-08	4.9E-14	4.2E-08				
129-00-0	~Pyrene	0.115	0.115	0.115					4.9E-05	1.5E-05		6.4E-05
7440-22-4	Silver	0.0169	0.0169	0.0169					4.3E-05			4.3E-05
7440-62-2	Vanadium and Compounds	9.07	9.07	9.07					2.3E-02		1.5E-06	2.3E-02
7440-66-6	Zinc and Compounds	61.5	61.5	61.5					2.6E-03			2.6E-03

Cumulative:

4.0E-06

3.0E-01

Version Date: January 2025

Basis: November 2024 EPA RSL Table

Site ID: NONCD0000822

Exposure Unit ID: SED-7 Risk Assessment

* - Note that inhalation on this calculator refers to outdoor inhalation of volatiles and particulates, not indoor inhalation associated with vapor intrusion.

** - Note that the EPA has no consensus on reference dose or cancer slope factor values for lead, therefore it is not possible to calculate cancer risk or hazard quotient. Lead concentrations are compared to the EPA screening level of 800 mg/kg for commercial/industrial soil.

CAS #	Chemical Name:	Ingestion Concentration (mg/kg)	Dermal Concentration (mg/kg)	Inhalation Concentration (mg/kg)*	Ingestion Carcinogenic Risk	Dermal Carcinogenic Risk	Inhalation Carcinogenic Risk	Calculated Carcinogenic Risk	Ingestion Hazard Quotient	Dermal Hazard Quotient	Inhalation Hazard Quotient	Calculated Non-Carcinogenic Hazard Quotient
67-64-1	Acetone	0.0207	0.0207	0.0207					2.0E-08			2.0E-08
7440-36-0	Antimony (metallic)	0.211	0.211	0.211					4.5E-04		2.7E-09	4.5E-04
7440-38-2	Arsenic, Inorganic	2.31	2.31	2.31	6.4E-07	1.3E-07	1.4E-11	7.7E-07	4.0E-03	8.4E-04	5.9E-07	4.8E-03
7440-39-3	Barium	29	29	29					1.2E-04		2.2E-07	1.2E-04
7440-41-7	Beryllium and compounds	0.164	0.164	0.164			5.4E-13	5.4E-13	7.0E-05		3.2E-08	7.0E-05
7440-43-9	Cadmium (Diet)	0.0857	0.0857	0.0857			2.1E-13	2.1E-13	7.3E-04	1.2E-04	3.3E-08	8.6E-04
16065-83-1	Chromium(III), Insoluble Salts	8.11	8.11	8.11					4.6E-06			4.6E-06
7440-48-4	Cobalt	2.95	2.95	2.95			3.6E-11	3.6E-11	8.4E-03		1.9E-06	8.4E-03
7440-50-8	Copper	13.6	13.6	13.6					2.9E-04			2.9E-04
7439-92-1	~Lead and Compounds	34.5	34.5	34.5					<SL**	<SL**	<SL**	
7439-96-5	Manganese (Non-diet)	84.5	84.5	84.5					3.0E-03		6.5E-06	3.0E-03
7440-02-0	Nickel Soluble Salts	8.37	8.37	8.37			3.0E-12	3.0E-12	3.6E-04		3.2E-06	3.6E-04
14797-55-8	Nitrate (measured as nitrogen)	1.11	1.11	1.11					5.9E-07			5.9E-07
56-55-3	~Benzo[a]anthracene	0.0544	0.0544	0.0544	1.7E-09	9.2E-10	5.7E-11	2.6E-09				
50-32-8	~Benzo[a]pyrene	0.0539	0.0539	0.0539	1.6E-08	9.1E-09	4.4E-14	2.6E-08	1.5E-04	8.5E-05	1.0E-07	2.4E-04
205-99-2	~Benzo[b]fluoranthene	0.0724	0.0724	0.0724	2.2E-09	1.2E-09	6.0E-15	3.4E-09				
218-01-9	~Chrysene	0.0579	0.0579	0.0579	1.8E-11	9.7E-12	4.8E-17	2.7E-11				
206-44-0	~Fluoranthene	0.125	0.125	0.125					2.7E-06	1.5E-06		4.1E-06
193-39-5	~Indeno[1,2,3-cd]pyrene	0.0488	0.0488	0.0488	1.5E-09	8.2E-10	4.0E-15	2.3E-09				
129-00-0	~Pyrene	0.115	0.115	0.115					3.3E-06	1.8E-06		5.1E-06
7440-22-4	Silver	0.0169	0.0169	0.0169					2.9E-06			2.9E-06
7440-62-2	Vanadium and Compounds	9.07	9.07	9.07					1.5E-03		3.5E-07	1.5E-03
7440-66-6	Zinc and Compounds	61.5	61.5	61.5					1.8E-04			1.8E-04

Cumulative: 8.0E-07 2.0E-02

Version Date: January 2025

Basis: November 2024 EPA RSL Table

Site ID: NONCD0000822

Exposure Unit ID: SED-7 Risk Assessment

* - Note that inhalation on this calculator refers to outdoor inhalation of volatiles and particulates, not indoor inhalation associated with vapor intrusion.

** - Note that the EPA has no consensus on reference dose or cancer slope factor values for lead, therefore it is not possible to calculate cancer risk or hazard quotient. Lead concentrations are compared to the EPA screening level of 200 mg/kg for residential soil. If it has been demonstrated that additional sources of lead are present (e.g., lead water service lines or lead-based paint), the EPA screening level is 100 mg/kg.

Receptor Type: _____

CAS #	Chemical Name:	Ingestion Concentration (mg/kg)	Dermal Concentration (mg/kg)	Inhalation Concentration (mg/kg)*	Ingestion Carcinogenic Risk	Dermal Carcinogenic Risk	Inhalation Carcinogenic Risk	Calculated Carcinogenic Risk	Ingestion Hazard Quotient	Dermal Hazard Quotient	Inhalation Hazard Quotient	Calculated Non-Carcinogenic Hazard Quotient
67-64-1	Acetone	0.0207	0.0207	0.0207					1.3E-07			1.3E-07
7440-36-0	Antimony (metallic)	0.211	0.211	0.211					2.9E-03		4.1E-10	2.9E-03
7440-38-2	Arsenic, Inorganic	2.31	2.31	2.31	1.3E-06	1.8E-07	2.1E-12	1.5E-06	2.5E-02	3.0E-03	8.9E-08	2.8E-02
7440-39-3	Barium	29	29	29					7.9E-04		3.3E-08	7.9E-04
7440-41-7	Beryllium and compounds	0.164	0.164	0.164			8.4E-14	8.4E-14	4.5E-04		4.7E-09	4.5E-04
7440-43-9	Cadmium (Diet)	0.0857	0.0857	0.0857			3.3E-14	3.3E-14	4.7E-03	4.5E-04	4.9E-09	5.1E-03
16065-83-1	Chromium(III), Insoluble Salts	8.11	8.11	8.11					3.0E-05			3.0E-05
7440-48-4	Cobalt	2.95	2.95	2.95			5.7E-12	5.7E-12	5.4E-02		2.8E-07	5.4E-02
7440-50-8	Copper	13.6	13.6	13.6					1.9E-03			1.9E-03
7439-92-1	~Lead and Compounds	34.5	34.5	34.5					<SL**	<SL**	<SL**	
7439-96-5	Manganese (Non-diet)	84.5	84.5	84.5					1.9E-02		9.8E-07	1.9E-02
7440-02-0	Nickel Soluble Salts	8.37	8.37	8.37			4.7E-13	4.7E-13	2.3E-03		4.8E-07	2.3E-03
14797-55-8	Nitrate (measured as nitrogen)	1.11	1.11	1.11					3.8E-06			3.8E-06
56-55-3	~Benz[a]anthracene	0.0544	0.0544	0.0544	1.5E-08	5.1E-09	2.5E-11	2.0E-08				
50-32-8	~Benzo[a]pyrene	0.0539	0.0539	0.0539	1.5E-07	5.0E-08	1.9E-14	2.0E-07	9.8E-04	3.0E-04	1.6E-08	1.3E-03
205-99-2	~Benzo[b]fluoranthene	0.0724	0.0724	0.0724	2.0E-08	6.8E-09	2.6E-15	2.7E-08				
218-01-9	~Chrysene	0.0579	0.0579	0.0579	1.6E-10	5.4E-11	2.1E-17	2.2E-10				
206-44-0	~Fluoranthene	0.125	0.125	0.125					1.7E-05	5.3E-06		2.2E-05
193-39-5	~Indeno[1,2,3-cd]pyrene	0.0488	0.0488	0.0488	1.4E-08	4.6E-09	1.7E-15	1.8E-08				
129-00-0	~Pyrene	0.115	0.115	0.115					2.1E-05	6.5E-06		2.7E-05
7440-22-4	Silver	0.0169	0.0169	0.0169					1.9E-05			1.9E-05
7440-62-2	Vanadium and Compounds	9.07	9.07	9.07					9.9E-03		5.2E-08	9.9E-03
7440-66-6	Zinc and Compounds	61.5	61.5	61.5					1.1E-03			1.1E-03

Cumulative: 1.7E-06 1.3E-01

North Carolina Department of Environmental Quality Risk Calculator

Version Date:	January 2025
Basis:	November 2024 EPA RSL Table
Site Name:	City of Durham Parks - Lyon Park
Site Address:	1101 Cornell Road and 1200 W. Lakewood Avenue, Durham NC
DEQ Section:	Pre-Regulatory Landfill Group
Site ID:	NONCD0000822
Exposure Unit ID:	SED-8 Risk Assessment
Submittal Date:	2/20/2026
Prepared By:	Macy Courtney Jennifer Petzold
Reviewed By:	Jerry Paul

Version Date: January 2025

Basis: November 2024 EPA RSL Table

Site ID: NONCD000822

Exposure Unit ID: SED-8 Risk Assessment

Soil Exposure Point Concentration Table

Description of Exposure Point Concentration Selection:

NOTE: If the chemical list is changed from a prior calculator run, remember to select "See All Chemicals" on the data output sheet or newly added chemicals will not be included in risk calculations

Exposure Point Concentration (mg/kg)	Notes:	CAS Number	Chemical For the chemicals highlighted in blue, data entry notes are provided in the PSRG Table link on the Main Menu	Minimum Concentration (Qualifier)	Maximum Concentration (Qualifier)	Units	Location of Maximum Concentration	Detection Frequency	Range of Detection Limits	Concentration Used for Screening	Background Value	Screening Toxicity Value (Screening Level) (n/c)	Potential ARAR/TBC Value	Potential ARAR/TBC Source	COPC Flag (Y/N)	Rationale for Selection or Deletion
0.0515	J	67-64-1	Acetone			mg/kg	SED-8									
0.576	B	7440-38-2	Arsenic, Inorganic			mg/kg	SED-8									
18.3		7440-39-3	Barium			mg/kg	SED-8									
0.084	J	7440-41-7	Beryllium and compounds			mg/kg	SED-8									
0.0247	J	7440-43-9	Cadmium (Diet)			mg/kg	SED-8									
0.126	J *+	105-60-2	Caprolactam			mg/kg	SED-8									
2.42		16065-83-1	Chromium(III), Insoluble Salts			mg/kg	SED-8									
1.57		7440-48-4	Cobalt			mg/kg	SED-8									
4.88		7440-50-8	Copper			mg/kg	SED-8									
11.9		7439-92-1	~Lead and Compounds			mg/kg	SED-8									
62.1		7439-96-5	Manganese (Non-diet)			mg/kg	SED-8									
4.06		7440-02-0	Nickel Soluble Salts			mg/kg	SED-8									
1.36	J	14797-55-8	Nitrate (measured as nitrogen)			mg/kg	SED-8									
0.0243	J	205-99-2	~Benzo[b]fluoranthene			mg/kg	SED-8									
0.0064	J	7440-22-4	Silver			mg/kg	SED-8									
4.99	B	7440-62-2	Vanadium and Compounds			mg/kg	SED-8									
29.5		7440-66-6	Zinc and Compounds			mg/kg	SED-8									

Version Date: January 2025

Basis: November 2024 EPA RSL Table

Site ID: NONCD0000822

Exposure Unit ID: SED-8 Risk Assessment

DIRECT CONTACT SOIL AND WATER CALCULATORS

Receptor	Pathway	Carcinogenic Risk	Hazard Index	Risk exceeded?
Resident	Soil	8.7E-07	1.4E-01	NO
	Groundwater Use*	NC	NC	NC
Non-Residential Worker	Soil	1.9E-07	9.5E-03	NO
	Groundwater Use*	NC	NC	NC
Construction Worker	Soil	NC	NC	NC
Recreator/Trespasser	Soil	3.7E-07	6.0E-02	NO
	Surface Water*	NC	NC	NC

VAPOR INTRUSION CALCULATORS

Receptor	Pathway	Carcinogenic Risk	Hazard Index	Risk exceeded?
Resident	Groundwater to Indoor Air	NC	NC	NC
	Soil Gas to Indoor Air	NC	NC	NC
	Indoor Air	NC	NC	NC
Non-Residential Worker	Groundwater to Indoor Air	NC	NC	NC
	Soil Gas to Indoor Air	NC	NC	NC
	Indoor Air	NC	NC	NC

CONTAMINANT MIGRATION CALCULATORS

Pathway	Source	Target Receptor Concentrations Exceeded?	
Groundwater	Source Soil	Exceedence of 2L at Receptor?	NC
	Source Groundwater	Exceedence of 2L at Receptor?	NC
Surface Water	Source Soil	Exceedence of 2B at Receptor?	NC
	Source Groundwater	Exceedence of 2B at Receptor?	NC

- Notes:
1. If lead concentrations were entered in the exposure point concentration tables, see the individual calculator sheets for lead concentrations in comparison to screening levels. Note that lead is not included in cumulative risk calculations.
 2. * = If concentrations in groundwater exceed the NC 2L Standards or IMAC, or concentrations in surface water exceed the NC 2B Standards, appropriate remediation and/or institutional control measures will be necessary to be eligible for a risk-based closure.
 3. NM = Not modeled, required contaminant migration parameters were not entered.
 4. NC = Pathway not calculated, user did not check this pathway as complete.

Version Date: January 2025

Basis: November 2024 EPA RSL Table

Site ID: NONCD000822

Exposure Unit ID: SED-8 Risk Assessment

* - Note that inhalation on this calculator refers to outdoor inhalation of volatiles and particulates, not indoor inhalation associated with vapor intrusion.

** - Note that the EPA has no consensus on reference dose or cancer slope factor values for lead, therefore it is not possible to calculate cancer risk or hazard quotient. Lead concentrations are compared to the EPA screening level of 200 mg/kg for residential soil. If it has been demonstrated that additional sources of lead are present (e.g., lead water service lines or lead-based paint), the EPA screening level is 100 mg/kg.

CAS #	Chemical Name:	Ingestion Concentration (mg/kg)	Dermal Concentration (mg/kg)	Inhalation Concentration (mg/kg)*	Ingestion Carcinogenic Risk	Dermal Carcinogenic Risk	Inhalation Carcinogenic Risk*	Calculated Carcinogenic Risk	Ingestion Hazard Quotient	Dermal Hazard Quotient	Inhalation Hazard Quotient*	Calculated Non-Carcinogenic Hazard Quotient
67-64-1	Acetone	0.0515	0.0515	0.0515					7.3E-07			7.3E-07
7440-38-2	Arsenic, Inorganic	0.576	0.576	0.576	7.5E-07	1.0E-07	1.5E-11	8.5E-07	1.5E-02	1.7E-03	6.2E-07	1.6E-02
7440-39-3	Barium	18.3	18.3	18.3					1.2E-03		5.9E-07	1.2E-03
7440-41-7	Beryllium and compounds	0.084	0.084	0.084			1.2E-12	1.2E-12	5.4E-04		6.8E-08	5.4E-04
7440-43-9	Cadmium (Diet)	0.0247	0.0247	0.0247			2.7E-13	2.7E-13	3.2E-03	3.0E-04	4.0E-08	3.5E-03
105-60-2	Caprolactam	0.126	0.126	0.126					3.2E-06	7.6E-07	9.3E-10	4.0E-06
16065-83-1	Chromium(III), Insoluble Salts	2.42	2.42	2.42					2.1E-05			2.1E-05
7440-48-4	Cobalt	1.57	1.57	1.57			8.5E-11	8.5E-11	6.7E-02		4.2E-06	6.7E-02
7440-50-8	Copper	4.88	4.88	4.88					1.6E-03			1.6E-03
7439-92-1	~Lead and Compounds	11.9	11.9	11.9					<SL**	<SL**	<SL**	
7439-96-5	Manganese (Non-diet)	62.1	62.1	62.1					3.3E-02		2.0E-05	3.3E-02
7440-02-0	Nickel Soluble Salts	4.06	4.06	4.06			6.3E-12	6.3E-12	2.6E-03		6.6E-06	2.6E-03
14797-55-8	Nitrate (measured as nitrogen)	1.36	1.36	1.36					1.1E-05			1.1E-05
205-99-2	~Benzo[b]fluoranthene	0.0243	0.0243	0.0243	1.6E-08	5.3E-09	2.4E-14	2.1E-08				
7440-22-4	Silver	0.0064	0.0064	0.0064					1.6E-05			1.6E-05
7440-62-2	Vanadium and Compounds	4.99	4.99	4.99					1.3E-02		8.1E-07	1.3E-02
7440-66-6	Zinc and Compounds	29.5	29.5	29.5					1.3E-03			1.3E-03

Cumulative:

8.7E-07

1.4E-01

Version Date: January 2025

Basis: November 2024 EPA RSL Table

Site ID: NONCD0000822

Exposure Unit ID: SED-8 Risk Assessment

* - Note that inhalation on this calculator refers to outdoor inhalation of volatiles and particulates, not indoor inhalation associated with vapor intrusion.

** - Note that the EPA has no consensus on reference dose or cancer slope factor values for lead, therefore it is not possible to calculate cancer risk or hazard quotient. Lead concentrations are compared to the EPA screening level of 800 mg/kg for commercial/industrial soil.

CAS #	Chemical Name:	Ingestion Concentration (mg/kg)	Dermal Concentration (mg/kg)	Inhalation Concentration (mg/kg)*	Ingestion Carcinogenic Risk	Dermal Carcinogenic Risk	Inhalation Carcinogenic Risk	Calculated Carcinogenic Risk	Ingestion Hazard Quotient	Dermal Hazard Quotient	Inhalation Hazard Quotient	Calculated Non-Carcinogenic Hazard Quotient
67-64-1	Acetone	0.0515	0.0515	0.0515					4.9E-08			4.9E-08
7440-38-2	Arsenic, Inorganic	0.576	0.576	0.576	1.6E-07	3.4E-08	3.4E-12	1.9E-07	9.9E-04	2.1E-04	1.5E-07	1.2E-03
7440-39-3	Barium	18.3	18.3	18.3					7.8E-05		1.4E-07	7.8E-05
7440-41-7	Beryllium and compounds	0.084	0.084	0.084			2.8E-13	2.8E-13	3.6E-05		1.6E-08	3.6E-05
7440-43-9	Cadmium (Diet)	0.0247	0.0247	0.0247			6.1E-14	6.1E-14	2.1E-04	3.6E-05	9.5E-09	2.5E-04
105-60-2	Caprolactam	0.126	0.126	0.126					2.2E-07	9.1E-08	2.2E-10	3.1E-07
16065-83-1	Chromium(III), Insoluble Salts	2.42	2.42	2.42					1.4E-06			1.4E-06
7440-48-4	Cobalt	1.57	1.57	1.57			1.9E-11	1.9E-11	4.5E-03		1.0E-06	4.5E-03
7440-50-8	Copper	4.88	4.88	4.88					1.0E-04			1.0E-04
7439-92-1	~Lead and Compounds	11.9	11.9	11.9					<SL**	<SL**	<SL**	
7439-96-5	Manganese (Non-diet)	62.1	62.1	62.1					2.2E-03		4.8E-06	2.2E-03
7440-02-0	Nickel Soluble Salts	4.06	4.06	4.06			1.5E-12	1.5E-12	1.7E-04		1.6E-06	1.8E-04
14797-55-8	Nitrate (measured as nitrogen)	1.36	1.36	1.36					7.3E-07			7.3E-07
205-99-2	~Benzo[b]fluoranthene	0.0243	0.0243	0.0243	7.4E-10	4.1E-10	2.0E-15	1.2E-09				
7440-22-4	Silver	0.0064	0.0064	0.0064					1.1E-06			1.1E-06
7440-62-2	Vanadium and Compounds	4.99	4.99	4.99					8.5E-04		1.9E-07	8.5E-04
7440-66-6	Zinc and Compounds	29.5	29.5	29.5					8.4E-05			8.4E-05

Cumulative: 1.9E-07 9.5E-03

Version Date: January 2025

Basis: November 2024 EPA RSL Table

Site ID: NONCD0000822

Exposure Unit ID: SED-8 Risk Assessment

* - Note that inhalation on this calculator refers to outdoor inhalation of volatiles and particulates, not indoor inhalation associated with vapor intrusion.

** - Note that the EPA has no consensus on reference dose or cancer slope factor values for lead, therefore it is not possible to calculate cancer risk or hazard quotient. Lead concentrations are compared to the EPA screening level of 200 mg/kg for residential soil. If it has been demonstrated that additional sources of lead are present (e.g., lead water service lines or lead-based paint), the EPA screening level is 100 mg/kg.

Receptor Type: _____

CAS #	Chemical Name:	Ingestion Concentration (mg/kg)	Dermal Concentration (mg/kg)	Inhalation Concentration (mg/kg)*	Ingestion Carcinogenic Risk	Dermal Carcinogenic Risk	Inhalation Carcinogenic Risk	Calculated Carcinogenic Risk	Ingestion Hazard Quotient	Dermal Hazard Quotient	Inhalation Hazard Quotient	Calculated Non-Carcinogenic Hazard Quotient
67-64-1	Acetone	0.0515	0.0515	0.0515					3.1E-07			3.1E-07
7440-38-2	Arsenic, Inorganic	0.576	0.576	0.576	3.2E-07	4.5E-08	5.3E-13	3.6E-07	6.3E-03	7.5E-04	2.2E-08	7.1E-03
7440-39-3	Barium	18.3	18.3	18.3					5.0E-04		2.1E-08	5.0E-04
7440-41-7	Beryllium and compounds	0.084	0.084	0.084			4.3E-14	4.3E-14	2.3E-04		2.4E-09	2.3E-04
7440-43-9	Cadmium (Diet)	0.0247	0.0247	0.0247			9.5E-15	9.5E-15	1.4E-03	1.3E-04	1.4E-09	1.5E-03
105-60-2	Caprolactam	0.126	0.126	0.126					1.4E-06	3.3E-07	3.3E-11	1.7E-06
16065-83-1	Chromium(III), Insoluble Salts	2.42	2.42	2.42					8.8E-06			8.8E-06
7440-48-4	Cobalt	1.57	1.57	1.57			3.0E-12	3.0E-12	2.9E-02		1.5E-07	2.9E-02
7440-50-8	Copper	4.88	4.88	4.88					6.7E-04			6.7E-04
7439-92-1	~Lead and Compounds	11.9	11.9	11.9					<SL**	<SL**	<SL**	
7439-96-5	Manganese (Non-diet)	62.1	62.1	62.1					1.4E-02		7.2E-07	1.4E-02
7440-02-0	Nickel Soluble Salts	4.06	4.06	4.06			2.3E-13	2.3E-13	1.1E-03		2.3E-07	1.1E-03
14797-55-8	Nitrate (measured as nitrogen)	1.36	1.36	1.36					4.7E-06			4.7E-06
205-99-2	~Benzo[b]fluoranthene	0.0243	0.0243	0.0243	6.8E-09	2.3E-09	8.7E-16	9.1E-09				
7440-22-4	Silver	0.0064	0.0064	0.0064					7.0E-06			7.0E-06
7440-62-2	Vanadium and Compounds	4.99	4.99	4.99					5.4E-03		2.9E-08	5.4E-03
7440-66-6	Zinc and Compounds	29.5	29.5	29.5					5.4E-04			5.4E-04

Cumulative:

3.7E-07

6.0E-02

North Carolina Department of Environmental Quality Risk Calculator

Version Date:	January 2025
Basis:	November 2024 EPA RSL Table
Site Name:	City of Durham Parks - Lyon Park
Site Address:	1101 Cornell Road and 1200 W. Lakewood Avenue, Durham NC
DEQ Section:	Pre-Regulatory Landfill Group
Site ID:	NONCD0000822
Exposure Unit ID:	SED-9 Risk Assessment
Submittal Date:	2/20/2026
Prepared By:	Macy Courtney Jennifer Petzold
Reviewed By:	Jerry Paul

Version Date: January 2025

Basis: November 2024 EPA RSL Table

Site ID: NONCD000822

Exposure Unit ID: SED-9 Risk Assessment

Soil Exposure Point Concentration Table

Description of Exposure Point Concentration Selection:

NOTE: If the chemical list is changed from a prior calculator run, remember to select "See All Chemicals" on the data output sheet or newly added chemicals will not be included in risk calculations

Exposure Point Concentration (mg/kg)	Notes:	CAS Number	Chemical For the chemicals highlighted in blue, data entry notes are provided in the PSRG Table link on the Main Menu	Minimum Concentration (Qualifier)	Maximum Concentration (Qualifier)	Units	Location of Maximum Concentration	Detection Frequency	Range of Detection Limits	Concentration Used for Screening	Background Value	Screening Toxicity Value (Screening Level) (n/c)	Potential ARAR/TBC Value	Potential ARAR/TBC Source	COPC Flag (Y/N)	Rationale for Selection or Deletion
0.166	B	7440-38-2	Arsenic, Inorganic			mg/kg	SED-3									
20.1		7440-39-3	Barium			mg/kg	SED-3									
0.0725	J	7440-41-7	Beryllium and compounds			mg/kg	SED-3									
0.1	J	7440-43-9	Cadmium (Diet)			mg/kg	SED-6									
6.47		16065-83-1	Chromium(III), Insoluble Salts			mg/kg										
2.36		7440-48-4	Cobalt			mg/kg	SED-2									
8.56		7440-50-8	Copper			mg/kg	SED-6/DUP									
17.3		7439-92-1	~Lead and Compounds			mg/kg	SED-3									
71.3		7439-96-5	Manganese (Non-diet)			mg/kg	SED-3									
8.12		7440-02-0	Nickel Soluble Salts			mg/kg	SED-2									
1.28	J	14797-55-8	Nitrate (measured as nitrogen)			mg/kg	SED-8									
0.00897	J	205-99-2	~Benzo[b]fluoranthene			mg/kg	SED-4									
0.0124	J	7440-22-4	Silver			mg/kg	SED-3									
7.88	B	7440-62-2	Vanadium and Compounds			mg/kg	SED-3									
53.3		7440-66-6	Zinc and Compounds			mg/kg	SED-3									

Version Date: January 2025

Basis: November 2024 EPA RSL Table

Site ID: NONCD0000822

Exposure Unit ID: SED-9 Risk Assessment

DIRECT CONTACT SOIL AND WATER CALCULATORS

Receptor	Pathway	Carcinogenic Risk	Hazard Index	Risk exceeded?
Resident	Soil	2.5E-07	1.9E-01	NO
	Groundwater Use*	NC	NC	NC
Non-Residential Worker	Soil	5.6E-08	1.3E-02	NO
	Groundwater Use*	NC	NC	NC
Construction Worker	Soil	NC	NC	NC
Recreator/Trespasser	Soil	1.1E-07	8.1E-02	NO
	Surface Water*	NC	NC	NC

VAPOR INTRUSION CALCULATORS

Receptor	Pathway	Carcinogenic Risk	Hazard Index	Risk exceeded?
Resident	Groundwater to Indoor Air	NC	NC	NC
	Soil Gas to Indoor Air	NC	NC	NC
	Indoor Air	NC	NC	NC
Non-Residential Worker	Groundwater to Indoor Air	NC	NC	NC
	Soil Gas to Indoor Air	NC	NC	NC
	Indoor Air	NC	NC	NC

CONTAMINANT MIGRATION CALCULATORS

Pathway	Source	Target Receptor Concentrations Exceeded?	
Groundwater	Source Soil	Exceedence of 2L at Receptor?	NC
	Source Groundwater	Exceedence of 2L at Receptor?	NC
Surface Water	Source Soil	Exceedence of 2B at Receptor?	NC
	Source Groundwater	Exceedence of 2B at Receptor?	NC

Notes:

1. If lead concentrations were entered in the exposure point concentration tables, see the individual calculator sheets for lead concentrations in comparison to screening levels. Note that lead is not included in cumulative risk calculations.
2. * = If concentrations in groundwater exceed the NC 2L Standards or IMAC, or concentrations in surface water exceed the NC 2B Standards, appropriate remediation and/or institutional control measures will be necessary to be eligible for a risk-based closure.
3. NM = Not modeled, required contaminant migration parameters were not entered.
4. NC = Pathway not calculated, user did not check this pathway as complete.

Version Date: January 2025

Basis: November 2024 EPA RSL Table

Site ID: NONCD000822

Exposure Unit ID: SED-9 Risk Assessment

* - Note that inhalation on this calculator refers to outdoor inhalation of volatiles and particulates, not indoor inhalation associated with vapor intrusion.

** - Note that the EPA has no consensus on reference dose or cancer slope factor values for lead, therefore it is not possible to calculate cancer risk or hazard quotient. Lead concentrations are compared to the EPA screening level of 200 mg/kg for residential soil. If it has been demonstrated that additional sources of lead are present (e.g., lead water service lines or lead-based paint), the EPA screening level is 100 mg/kg.

CAS #	Chemical Name:	Ingestion Concentration (mg/kg)	Dermal Concentration (mg/kg)	Inhalation Concentration (mg/kg)*	Ingestion Carcinogenic Risk	Dermal Carcinogenic Risk	Inhalation Carcinogenic Risk*	Calculated Carcinogenic Risk	Ingestion Hazard Quotient	Dermal Hazard Quotient	Inhalation Hazard Quotient*	Calculated Non-Carcinogenic Hazard Quotient
7440-38-2	Arsenic, Inorganic	0.166	0.166	0.166	2.1E-07	3.0E-08	4.3E-12	2.5E-07	4.2E-03	5.0E-04	1.8E-07	4.7E-03
7440-39-3	Barium	20.1	20.1	20.1					1.3E-03		6.5E-07	1.3E-03
7440-41-7	Beryllium and compounds	0.0725	0.0725	0.0725			1.0E-12	1.0E-12	4.6E-04		5.9E-08	4.6E-04
7440-43-9	Cadmium (Diet)	0.1	0.1	0.1			1.1E-12	1.1E-12	1.3E-02	1.2E-03	1.6E-07	1.4E-02
16065-83-1	Chromium(III), Insoluble Salts	6.47	6.47	6.47					5.5E-05			5.5E-05
7440-48-4	Cobalt	2.36	2.36	2.36			1.3E-10	1.3E-10	1.0E-01		6.4E-06	1.0E-01
7440-50-8	Copper	8.56	8.56	8.56					2.7E-03			2.7E-03
7439-92-1	~Lead and Compounds	17.3	17.3	17.3					<SL**	<SL**	<SL**	
7439-96-5	Manganese (Non-diet)	71.3	71.3	71.3					3.8E-02		2.3E-05	3.8E-02
7440-02-0	Nickel Soluble Salts	8.12	8.12	8.12			1.3E-11	1.3E-11	5.2E-03		1.3E-05	5.2E-03
14797-55-8	Nitrate (measured as nitrogen)	1.28	1.28	1.28					1.0E-05			1.0E-05
205-99-2	~Benzol[b]fluoranthene	0.00897	0.00897	0.00897	5.9E-09	2.0E-09	8.9E-15	7.8E-09				
7440-22-4	Silver	0.0124	0.0124	0.0124					3.2E-05			3.2E-05
7440-62-2	Vanadium and Compounds	7.88	7.88	7.88					2.0E-02		1.3E-06	2.0E-02
7440-66-6	Zinc and Compounds	53.3	53.3	53.3					2.3E-03			2.3E-03

Cumulative: 2.5E-07 1.9E-01

Version Date: January 2025

Basis: November 2024 EPA RSL Table

Site ID: NONCD0000822

Exposure Unit ID: SED-9 Risk Assessment

* - Note that inhalation on this calculator refers to outdoor inhalation of volatiles and particulates, not indoor inhalation associated with vapor intrusion.

** - Note that the EPA has no consensus on reference dose or cancer slope factor values for lead, therefore it is not possible to calculate cancer risk or hazard quotient. Lead concentrations are compared to the EPA screening level of 800 mg/kg for commercial/industrial soil.

CAS #	Chemical Name:	Ingestion Concentration (mg/kg)	Dermal Concentration (mg/kg)	Inhalation Concentration (mg/kg)*	Ingestion Carcinogenic Risk	Dermal Carcinogenic Risk	Inhalation Carcinogenic Risk	Calculated Carcinogenic Risk	Ingestion Hazard Quotient	Dermal Hazard Quotient	Inhalation Hazard Quotient	Calculated Non-Carcinogenic Hazard Quotient
7440-38-2	Arsenic, Inorganic	0.166	0.166	0.166	4.6E-08	9.7E-09	9.8E-13	5.5E-08	2.8E-04	6.0E-05	4.3E-08	3.4E-04
7440-39-3	Barium	20.1	20.1	20.1					8.6E-05		1.5E-07	8.6E-05
7440-41-7	Beryllium and compounds	0.0725	0.0725	0.0725			2.4E-13	2.4E-13	3.1E-05		1.4E-08	3.1E-05
7440-43-9	Cadmium (Diet)	0.1	0.1	0.1			2.5E-13	2.5E-13	8.6E-04	1.4E-04	3.8E-08	1.0E-03
16065-83-1	Chromium(III), Insoluble Salts	6.47	6.47	6.47					3.7E-06			3.7E-06
7440-48-4	Cobalt	2.36	2.36	2.36			2.9E-11	2.9E-11	6.7E-03		1.5E-06	6.7E-03
7440-50-8	Copper	8.56	8.56	8.56					1.8E-04			1.8E-04
7439-92-1	-Lead and Compounds	17.3	17.3	17.3					<SL**	<SL**	<SL**	
7439-96-5	Manganese (Non-diet)	71.3	71.3	71.3					2.5E-03		5.5E-06	2.5E-03
7440-02-0	Nickel Soluble Salts	8.12	8.12	8.12			2.9E-12	2.9E-12	3.5E-04		3.1E-06	3.5E-04
14797-55-8	Nitrate (measured as nitrogen)	1.28	1.28	1.28					6.8E-07			6.8E-07
205-99-2	-Benzofl[u]oranthene	0.00897	0.00897	0.00897	2.7E-10	1.5E-10	7.4E-16	4.3E-10				
7440-22-4	Silver	0.0124	0.0124	0.0124					2.1E-06			2.1E-06
7440-62-2	Vanadium and Compounds	7.88	7.88	7.88					1.3E-03		3.0E-07	1.3E-03
7440-66-6	Zinc and Compounds	53.3	53.3	53.3					1.5E-04			1.5E-04

Cumulative: 5.6E-08 1.3E-02

Version Date: January 2025

Basis: November 2024 EPA RSL Table

Site ID: NONCD0000822

Exposure Unit ID: SED-9 Risk Assessment

* - Note that inhalation on this calculator refers to outdoor inhalation of volatiles and particulates, not indoor inhalation associated with vapor intrusion.

** - Note that the EPA has no consensus on reference dose or cancer slope factor values for lead, therefore it is not possible to calculate cancer risk or hazard quotient. Lead concentrations are compared to the EPA screening level of 200 mg/kg for residential soil. If it has been demonstrated that additional sources of lead are present (e.g., lead water service lines or lead-based paint), the EPA screening level is 100 mg/kg.

Receptor Type: _____

CAS #	Chemical Name:	Ingestion Concentration (mg/kg)	Dermal Concentration (mg/kg)	Inhalation Concentration (mg/kg)*	Ingestion Carcinogenic Risk	Dermal Carcinogenic Risk	Inhalation Carcinogenic Risk	Calculated Carcinogenic Risk	Ingestion Hazard Quotient	Dermal Hazard Quotient	Inhalation Hazard Quotient	Calculated Non-Carcinogenic Hazard Quotient
7440-38-2	Arsenic, Inorganic	0.166	0.166	0.166	9.2E-08	1.3E-08	1.5E-13	1.1E-07	1.8E-03	2.2E-04	6.4E-09	2.0E-03
7440-39-3	Barium	20.1	20.1	20.1					5.5E-04		2.3E-08	5.5E-04
7440-41-7	Beryllium and compounds	0.0725	0.0725	0.0725			3.7E-14	3.7E-14	2.0E-04		2.1E-09	2.0E-04
7440-43-9	Cadmium (Diet)	0.1	0.1	0.1			3.9E-14	3.9E-14	5.5E-03	5.2E-04	5.8E-09	6.0E-03
16065-83-1	Chromium(III), Insoluble Salts	6.47	6.47	6.47					2.4E-05			2.4E-05
7440-48-4	Cobalt	2.36	2.36	2.36			4.6E-12	4.6E-12	4.3E-02		2.3E-07	4.3E-02
7440-50-8	Copper	8.56	8.56	8.56					1.2E-03			1.2E-03
7439-92-1	-Lead and Compounds	17.3	17.3	17.3					<SL**	<SL**	<SL**	
7439-96-5	Manganese (Non-diet)	71.3	71.3	71.3					1.6E-02		8.2E-07	1.6E-02
7440-02-0	Nickel Soluble Salts	8.12	8.12	8.12			4.5E-13	4.5E-13	2.2E-03		4.7E-07	2.2E-03
14797-55-8	Nitrate (measured as nitrogen)	1.28	1.28	1.28					4.4E-06			4.4E-06
205-99-2	-Benzo[b]fluoranthene	0.00897	0.00897	0.00897	2.5E-09	8.4E-10	3.2E-16	3.3E-09				
7440-22-4	Silver	0.0124	0.0124	0.0124					1.4E-05			1.4E-05
7440-62-2	Vanadium and Compounds	7.88	7.88	7.88					8.6E-03		4.5E-08	8.6E-03
7440-66-6	Zinc and Compounds	53.3	53.3	53.3					9.7E-04			9.7E-04

Cumulative:

1.1E-07

8.1E-02