Colonial Pipeline Company

Jeff D. Morrison
Environmental Program Manager

February 28, 2022

To: Dan Bowser, et al.

Re: **Colonial Pipeline SR 2448/Pipeline ROW**
Incident Number 95827
Huntersville, North Carolina

Dear Dan,

Colonial Pipeline Company (Colonial) is pleased to transmit the required Monthly Monitoring Report for February 2022 regarding the above-referenced incident. This report was prepared in conjunction with Apex Engineering, PC.

As discussed during briefings, Colonial continues to perform assessment and product recovery activities.

If you have any questions or require additional information, please contact either John Wyatt at 423.713.7568 / jmwyatt@colpipe.com or myself at 770.819.3566 / jmorrison@colpipe.com.

Respectfully,

Jeff D. Morrison
Environmental Program Manager

APEX

Monthly Monitoring Report
SR 2448 / Pipeline Right of Way
Incident Number 95827

Huntersville, Mecklenburg County, North Carolina 28078

February 28, 2022

Apex Job No.: COL054-0314051-22003305

Prepared for:

Mr. John Wyatt
4295 Cromwell Rd. #311
Chattanooga, Tennessee 37421

Prepared by:

Apex Companies, LLC
(dba Maryland Apex Engineering, PC)
5900 Northwoods Business Parkway, Suite 5900-O
Charlotte, North Carolina 28269

Prepared By:

Andrew Street, CHMM, RSM
Senior Project Manager

Reviewed By:

Tom Naumann, PG
Senior Scientist
NC License No. 2405

NORTH CAROLINA LICENSED SEAL 2405 GEOLOGIST THOMAS EDWARD NAUMANN 2/28/22

Matt Gorman, PE
Program Manager
NC License No. 041588

Table of Contents

1.0 INTRODUCTION 1
1.1 Site History And Characterization 1
2.0 SOIL SAMPLING ACTIVITIES AND RESULTS 1
3.0 WELL GAUGING ACTIVITIES 2
4.0 GROUNDWATER INVESTIGATION ACTIVITIES AND RESULTS 2
5.0 SOIL VAPOR INVESTIGATION ACTIVITIES AND RESULTS 3
6.0 SURFACE WATER INVESTIGATION ACTIVITIES AND RESULTS 3
7.0 REMEDIATION ACTIVITIES SUMMARY 3
7.1 Air Sparge and Soil Vapor Extraction System 3
7.2 Free Product Recovery Activities 3
8.0 WASTE DISPOSAL ACTIVITIES 4
9.0 CONCLUSIONS 4

Figures

Figure 1 Site Location Map
Figure 2 Site Plan
Figure 3 Potential Receptor Map
Figure 4 Pipeline Excavation and Delineation Soil Sampling Results
Figure 5 Groundwater Potentiometric Surface Map – Surficial Unit
Figure 6 Groundwater Potentiometric Surface Map – Bedrock Unit
Figure 7 Free Product Distribution Map
Figure 8 Monitoring Well Sampling Results
Figure 9A Benzene Isoconcentration Map – Surficial Unit
Figure 9B Benzene Isoconcentration Map – Bedrock Unit
Figure 10A Diisopropyl Ether Isoconcentration Map – Surficial Unit
Figure 10B Diisopropyl Ether Isoconcentration Map – Bedrock Unit
Figure 11A Methyl-Tert Butyl Ether Isoconcentration Map – Surficial Unit
Figure 11B Methyl-Tert Butyl Ether Isoconcentration Map – Bedrock Unit
Figure 12A Naphthalene Isoconcentration Map – Surficial Unit
Figure 12B Naphthalene Isoconcentration Map – Bedrock Unit
Figure 13A Toluene Isoconcentration Map – Surficial Unit
Figure 13B Toluene Isoconcentration Map – Bedrock Unit
Figure 14A Total Xylenes Isoconcentration Map – Surficial Unit
Figure 14B Total Xylenes Isoconcentration Map – Bedrock Unit
Figure 15A C_5-C_8 Aliphatics Isoconcentration Map – Surficial Unit
Figure 15B C_5-C_8 Aliphatics Isoconcentration Map – Bedrock Unit
Figure 16A C_9-C_{12} Aliphatics Isoconcentration Map – Surficial Unit
Figure 16B C_9-C_{12} Aliphatics Isoconcentration Map – Bedrock Unit
Figure 17A C_9-C_{10} Aromatics Isoconcentration Map – Surficial Unit
Figure 17B C_9-C_{10} Aromatics Isoconcentration Map – Bedrock Unit
Figure 18 Water Supply Well Sampling Results (Detections Only)
Figure 19 Air Sparge System Layout
Figure 20 Recovery and Hydraulic Control Well System Layout

Tables

Table 1 Summary of Pipeline Excavation Soil Sampling Results
Table 2 Summary of Delineation Soil Sampling Results
Table 3 Summary of Monitoring Well Gauging Data
Table 4 Summary of Recovery Well Gauging Data
Table 5A Summary of Monitoring Well Sampling Results
Table 5B Summary of Monitoring Well Select Oxygenate Sampling Results
Table 6 Summary of Well Construction Details
Table 7 Summary of Water Supply Well Sampling Results
Table 8 Summary of Potential Receptor Information
Table 9 Summary of System One Operating Data
Table 10 Summary of System Two Operating Data
Table 11 Summary of Thermal Oxidizer Sampling Results
Table 12 Summary of System One Vapor Phase Mass Removal
Table 13 Summary of System Two Vapor Phase Mass Removal
Table 14 Summary of Pumping Wells

Appendices

Appendix A Boring Logs and GW-1 Forms
Appendix B Groundwater Sampling Logs
Appendix C Laboratory Analytical Reports
Appendix D Surface Water Sampling Information
Appendix E Free Product and PCW Recovery Information
Appendix F Copies of Bills of Lading and Waste Manifests

1.0 INTRODUCTION

This Monthly Monitoring Report (MMR) presents the results of the soil sampling, groundwater monitoring, surface water monitoring, and free product recovery performed at the Colonial Pipeline Company (CPC) Huntersville-Concord Road (State Road 2448 [SR 2448]) pipeline release site located near Huntersville, Mecklenburg County, North Carolina (the Site). An Initial Assessment Report was submitted to the North Carolina Department of Environmental Quality (NCDEQ) on October 30, 2020. A Comprehensive Site Assessment (CSA), Revised CSA Items, and a Revised CSA Report were submitted to NCDEQ on February 20, 2021, April 26, 2021, and October 30, 2021, respectively. MMRs were sent to NCDEQ on November 30, 2020, December 30, 2020, January 29, 2021, March 12, 2021, March 30, 2021, April 30, 2021, June 2, 2021, June 30, 2021, July 30, 2021, August 30, 2021, September 30, 2021, October 30, 2021, November 29, 2021 (Addendum), November 30, 2021, December 30, 2021, and January 31, 2022. A Conceptual Site Model Report was submitted to NCDEQ on June 25, 2021. Soil delineation sampling results were submitted to NCDEQ in a transmittal dated August 31, 2021 and appended on October 8, 2021. This MMR details Site monitoring and free product recovery activities and results subsequent to those reported in the above-mentioned monthly monitoring reports. Apex Companies, LLC (dba Maryland Apex Engineering, P.C.; Apex) prepared this MMR on behalf of CPC for submittal to NCDEQ.

1.1 Site History And Characterization

The CPC Line 1 gasoline release was discovered on August 14, 2020, within the CPC right of way on the Oehler Nature Preserve, approximately 350 feet northeast of where the CPC pipelines cross SR 2448 (**Figure 1** and **Figure 2**). The release is referred to herein as Incident Number (No.) 95827.

The area within a 1,500-foot radius of the Site is a mixture of low-density residential properties, agricultural properties, and wooded land. Properties within a 1,500-foot radius of the release site obtain potable water from public water supply or private water supply wells (**Figure 3**). The Site is located within the Yadkin Pee-Dee River Basin. North Prong Clarke Creek is located approximately 1,800 feet north of the release site and South Prong Clarke Creek is located approximately 2,700 feet south of the release site, both of which are characterized by the NCDEQ Division of Water Quality as Class C water bodies, meaning that they are protected for non-drinking water purposes such as biological integrity, fishing, and infrequent secondary recreational purposes (i.e., wading).

Mecklenburg County is located within the Piedmont physiographic province, characterized by rolling hills and moderately steep valleys formed by stream erosion of upland areas. Elevations at the Site range from approximately 650 to 750 feet above mean sea level. The surficial soils at the Site consist almost entirely of fine-grained clayey to silty saprolite developed from the weathering of the underlying bedrock. The soil thickness ranges from a few feet to greater than 100 feet. Data obtained from completed borings indicate the Site is underlain by quartz diorite.

In accordance with the Risk Based Corrective Action rules framework, corrective action objectives for impacted groundwater at the Site are based on risk classification criteria and the associated remedial goals established under North Carolina 15A NCAC 2L .0506 regulations. The risk classification for a site is based on multiple factors, including the distance from the source area of a release to receptors such as surface water bodies and water supply wells. The risk classification for the Site is ‘high risk’ due to the presence of multiple water supply wells within 1,000 feet of the release site (**Figure 3**). Groundwater remediation goals for sites classified as high risk are the 2L Groundwater Quality Standards.

2.0 SOIL SAMPLING ACTIVITIES AND RESULTS

Soil sampling was completed subsequent to Line 1 and Line 2 inspection and recoating activities utilizing hand tools. Soil assessment activities were also completed during monitoring well and select recovery well installation activities. Soil delineation sampling activities are complete. Soil borings were advanced with either a Geoprobe® direct-push drill rig, a sonic drill rig, and/or utilizing split spoons. Soil cores were retrieved, and samples were collected from target intervals, placed in airtight containers, and allowed to equilibrate for approximately 15 minutes before measuring volatile organic compound (VOC) headspace readings with a photoionization detector (PID). The samples exhibiting the highest headspace readings were typically selected for chemical analysis unless free product was present. In cases where there were no significant PID measurements (i.e., less than 5.0 ppm) in a boring, the depth interval corresponding to the terminus of the unsaturated zone was typically selected for chemical analysis. Soil

samples were submitted to Pace Analytical, LLC (Pace) for laboratory analysis of the following chemical specific parameters in accordance with NCDEQ requirements:

- VOCs by EPA Method 8260D; and
- Volatile Petroleum Hydrocarbons (VPH) by the Massachusetts Department of Environmental Quality (MADEP) Method.

Results of the soil sampling analysis are summarized in **Table 1**, **Table 2**, and on **Figure 4**.

3.0 WELL GAUGING ACTIVITIES

The recovery well pumping system was shut down for approximately 24 hours on January 27, 2022 to facilitate gauging of the entire monitoring and recovery well network. Groundwater at the Site flows in a general northerly and southerly direction. The monitoring well and recovery well gauging data is presented in **Table 3** and **Table 4**, respectively. Groundwater potentiometric surface maps for the surficial and bedrock units are provided as **Figure 5** and **Figure 6**, respectively. A free product distribution map is provided as **Figure 7**.

4.0 GROUNDWATER INVESTIGATION ACTIVITIES AND RESULTS

Between August 27, 2020 and February 21, 2022, 117 monitoring wells were installed at the Site utilizing hollow stem auger, air rotary, and sonic drilling methods. Shallow monitoring wells are typically constructed as Type II wells with the well screen bracketing the water table. Deep monitoring wells are constructed with isolation casings extending from ground surface and tremie grouted approximately 10 feet into the consolidated bedrock unit. Monitoring wells MW-90DD and MW-91DD are constructed with telescoping isolation casings. Deep wells are completed with 2" PVC casing and screen following completion of downhole geophysical logging activities. Boring logs generated since the previous report are provided as **Appendix A**.

Well development was performed to evacuate potable water and sediment introduced during the well drilling and installation process. Monitoring well development was performed by lowering a decontaminated submersible pump into the screen interval of the well, surging the pump to bring sediment into suspension and pumping multiple well volumes until the purge water was generally free of sediment. Drill cuttings and well development fluids were contained for off-site disposal.

Each monitoring well present and without measurable free product at the time of the groundwater monitoring event for this reporting period was sampled between January 31 - February 3, 2022. Monitoring well sampling was performed in accordance with the United States Environmental Protection Agency (U.S. EPA) "Low Stress (low flow) Purging and Sampling Procedure for the Collection of Groundwater Samples from Monitoring Wells". During low-flow purging and sampling activities, continuous parameter readings were collected through a flow-through cell and measured for select stabilization parameters including: temperature, specific conductance, pH, oxygen reduction potential, dissolved oxygen, and turbidity. These parameters were recorded at periodic intervals. Typical criteria for stabilization is defined as specific conductance within 3%, pH within 0.1 units, oxidation reduction potential within 10 millivolts, dissolved oxygen within 0.3 milligrams per liter (mg/L), and turbidity within 10% over three consecutive measurements.

Groundwater samples were collected in laboratory supplied bottle ware, placed on ice, and transported, via chain-of-custody protocol, to Pace. Samples were analyzed for the presence of VOCs by EPA Method 6200, VPH by the MADEP Method, and lead by EPA method 6010D. Groundwater sampling logs are provided in **Appendix B**. Detections of analyzed constituents in monitoring wells are depicted on **Figure 8**. Isoconcentration maps for benzene, diisopropyl ether, methyl-tert butyl ether, naphthalene, toluene, total xylenes, C5-C8 Aliphatics, C9-C12 Aliphatics, and C9-C10 Aromatics for both the surficial and bedrock units are provided as **Figure 9A** through **Figure 17B**, respectively. Analytical results are summarized in **Table 5A** and copies of the laboratory reports are provided in **Appendix C**. Analytical results of select oxygenate sampling are summarized in **Table 5B**. A summary of well construction details is provided as **Table 6**. Detections of lead, bromodichloromethane, chloroform, chloromethane, dibromochloromethane, 1,2-dichloroethane, hexachloro-1,3-butadiene, methylene chloride, styrene, 1,1,1,2-tertachloroethane, tetrachloroethene, trichloroethene, trichlorofluoromethane, and vinyl chloride are not attributed to Incident No. 95827.

Weekly water supply well (WSW) sampling was completed by Apex during the reporting period. WSW samples were collected in laboratory supplied bottle ware, placed on ice, and transported, via standard chain-of-custody protocol, to Pace. Samples were analyzed for the presence of VOCs by EPA Method 6200, VPH by the MADEP Method, and lead by EPA method 6010D. WSW sampling results (detections only) are depicted on **Figure 18** and summarized in **Table 7**. **Table 8** shows WSW receptor information. Copies of the laboratory reports are provided in **Appendix C**.

Weekly WSW samples continue to show no petroleum constituents exceeding the 2L Groundwater Quality Standards. In accordance with NCDEQ guidance, and based on current data, CPC will continue sampling WSWs within 1,500 feet of the release site.

5.0 SOIL VAPOR INVESTIGATION ACTIVITIES AND RESULTS

Monthly soil vapor sampling activities at soil vapor sampling points SVP-01 through SVP-15 were completed on December 16, 2021, January 11, 2022, and February 8, 2022. The results of the soil vapor sampling will be provided under separate cover.

6.0 SURFACE WATER INVESTIGATION ACTIVITIES AND RESULTS

The Site is located within the Yadkin Pee-Dee River Basin. North Prong Clarke Creek is located approximately 1,800 feet north of the release site and South Prong Clarke Creek is located approximately 2,700 feet south of the release site, both of which are classified as Class C water bodies by the NCDEQ Division of Water Resources. Two groundwater seeps and an ephemeral stream are located approximately 1,200 feet southeast of the release site. The ephemeral stream flows to South Prong Clarke Creek.

Surface water sampling was conducted by Environmental Planning Specialists, Inc. (EPS) at six locations of Clark Creek (SW-1 through SW-5 and SW-7; SW-6 was not sampled because access was denied). Surface water samples were also collected from the groundwater seep locations (SW-Seep, SW-Seep 2) and the receiving ephemeral stream (SW-Confluence, SW-Confluence 2, and SW-G). Surface water samples were collected in laboratory supplied bottle ware, placed on ice, and transported, via chain-of-custody protocol, to Pace. Samples were analyzed for the presence of benzene, toluene, ethylbenzene, xylenes (BTEX) by EPA Method 8260D and total petroleum hydrocarbons gasoline range organics by EPA Method 8015C. All surface water samples collected to date have not exceeded North Carolina Title 15A NCAC 02B regulations. A surface water sample locations map, surface water sampling results, and general surface water parameter measurements are provided in **Appendix D**.

7.0 REMEDIATION ACTIVITIES SUMMARY

7.1 Air Sparge and Soil Vapor Extraction System

The primary objective of the air sparge (AS) and soil vapor extraction (SVE) system is to decrease the migration of dissolved phase hydrocarbons south of the release site and recovery well network. A total of 22 AS wells and 18 SVE wells have been installed (**Figure 19**). Vapor recovered from soil vapor extraction wells is routed through a temporary thermal oxidation unit.

The AS and SVE system start-up was initiated on August 23, 2021. The AS system was shut down on September 10, 2021 to evaluate the system. The SVE system continues to operate.

An additional 35 SVE wells were installed in the Oehler Nature Preserve during this reporting period. These 35 wells have not yet been connected to an extraction system and are not depicted on figures because they have not yet been surveyed. These 35 wells will be depicted as appropriate after surveying is complete.

7.2 Free Product Recovery Activities

As of February 20, 2022, a total of 112 recovery wells and 56 hydraulic control wells have been installed within the release area (**Figure 20**). Pneumatic recovery pumps are operated in the wells and vacuum is applied to the wells to enhance recovery. As of February 20, 2022, approximately 1,337,701 gallons of gasoline free product has been recovered from the well network. Total product recovery during the soil excavation activities (2,273 gallons),

the emergency response activities (90,930 gallons), soil vapor recovery (8,088 gallons), and from the well network (1,337,701 gallons) is approximately 1,438,992 gallons. A summary of system one and system two vapor recovery operations information is provided in **Table 9** and **Table 10**, respectively. A summary of thermal oxidizer influent air sampling results is provided as **Table 11**, and copies of analytical reports for the reporting period are included with **Appendix C**. A summary of system one and system two vapor phase mass removal calculations is provided as **Table 12** and **Table 13**, respectively. A summary of wells equipped with recovery pumps and vacuum enhancement is provided in **Table 14**. A table and graph of free product and PCW recovery rates and a table of PCW sampling results is provided in **Appendix E**.

Recovered free product has been transported for reprocessing to Midwest Gas Company located in Columbus, Ohio and the CPC Facility located in Greensboro, North Carolina.

8.0 WASTE DISPOSAL ACTIVITIES

Waste streams and recovered petroleum fuels generated at the Site in connection with abatement and corrective action activities include petroleum contact water and soil. Since recovery efforts were initiated, petroleum contact water has been sent to Aaron Oil Company, Inc. located in Saraland, Alabama, Allied Waste Services of Birmingham, Alabama, Heritage Crystal-Clean of Concord, North Carolina, Midwest Gas Company of Columbus, Ohio, Legacy Environmental Services of Charlotte, North Carolina, Marion Environmental of Monroe, North Carolina, and Covanta Environmental Solutions of Asheboro, North Carolina for processing. Soil has been sent to the Environmental Soil, Inc. land application facility located in Lattimore, North Carolina (Permit Number SRU100038) the Charlotte Motor Speedway Landfill located in Concord, North Carolina and operated by Republic Services (Permit Number 1304-MSWLF-1992). Excavated soil was initially sent to the Environmental Soil, Inc. land application facility between August 16 and August 27, 2020. At the request of NCDEQ, the soil was later transferred to the Charlotte Motor Speedway Landfill between October 9, 2020 and October 16, 2020. As of October 16, 2020, the transfer of soil to the Charlotte Motor Speedway Landfill was completed. Any additional excavated soils have been transported directly to the Charlotte Motor Speedway Landfill. Copies of bills of lading and waste manifests covering the February 2022 period are provided in **Appendix F**.

9.0 CONCLUSIONS

A total of 360 wells (117 monitoring wells, 112 recovery wells, 56 hydraulic control wells, 40 AS system wells, and 35 SVE wells) were installed at the Site between August 27, 2020 and February 21, 2022. Detections of lead, bromodichloromethane, chloroform, chloromethane, dibromochloromethane, 1,2-dichloroethane, hexachloro-1,3-butadiene, methylene chloride, styrene, 1,1,1,2-tertachloroethane, tetrachloroethene, trichloroethene, trichlorofluoromethane, and vinyl chloride are not attributed to Incident No. 95827. **Figure 9A** through **Figure 17B**, depict the horizontal and vertical extent of dissolved phase petroleum impacts, based on the February 2022 groundwater sampling results. Weekly WSW samples continue to show no petroleum constituents exceeding the 2L Groundwater Quality Standards. Bi-weekly surface water sampling continues to show no petroleum constituents above North Carolina Title 15A NCAC 02B regulations. Free product recovery activities continue. As per NCDEQ's Notice dated September 25, 2020, groundwater monitoring reports will be submitted to the NCDEQ Mooresville Regional Office each subsequent month until that schedule is revised.

FIGURES



Data Sources: US Geological Survey (Elevation Products)

Checked By:	AS
Created By:	CW
Scale:	1 " = 750 FT
Date/Time:	01/12/2022; 11:25
Project No.:	CPC20126

Site Location Map

Colonial Pipeline Company

2020-L1-SR2448

Huntersville, North Carolina

0 750 1,500 2,250 Feet

Figure

1

Release Site

APEX

Document Path: E:\Apex\Huntersville\Figures\MXDs\Figure 1-Site Location Map.mxd



HUNTERSVILLE-CONCORD RD

ASBURY CHAPEL RD

Data Sources: Mecklenburg County GIS (Streets)

Checked By:	AS
Created By:	CW
Scale:	1 " = 150 FT
Date/Time:	02/16/2022; 11:57
Project No.:	CPC20126

Site Plan
Colonial Pipeline Company
2020-L1-SR2448 Release
Huntersville, North Carolina

0 150 300 Feet

Release Site
Pipeline
Monitoring Well
Monitoring Well (Bedrock)
Recovery Well
Hydraulic Control Well
Air Sparge
Vapor Point
Piezometer

Notes:
Installed well points that have been surveyed are currently depicted.

APEX

FIGURE
2

Document Path: E:\Apex\Huntersville\Figures\MXDs\Figure 2-Site Plan_Portrait.mxd



Data Sources: Mecklenburg County GIS (Streets, Parcels)

Information depicted is subject to change based on future site activities.

Checked By:	AS
Created By:	CW
Scale:	1 " = 625 FT
Date/Time:	02/28/2022; 08:19
Project No.:	CPC20126

Potential Receptor Map
Colonial Pipeline Company
2020-L1-SR2448
Huntersville, North Carolina

0 600 1,200 1,800 Feet

- Release Site
- Pipeline
- Parcel Boundaries
- Water Supply Well (Potable Use)
- Water Supply Well (Non-Potable Use)
- Water Supply Well (Abandoned)
- Water Supply Well (Inactive Use)
- 1,500-Foot Radius from Edge of February 2022 Free Product Boundary
- Radius from Release Site

APEX

FIGURE 3

Document Path: E:\Apex\Huntersville\Figures\MXDs\Figure 3-Potential Receptor Map_CSA_V1.mxd

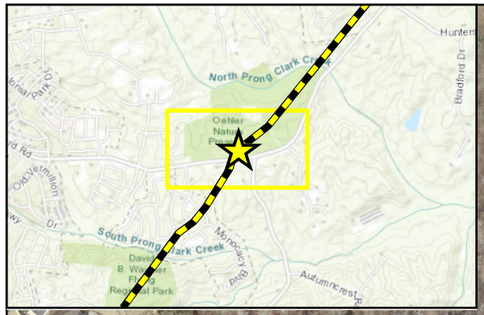

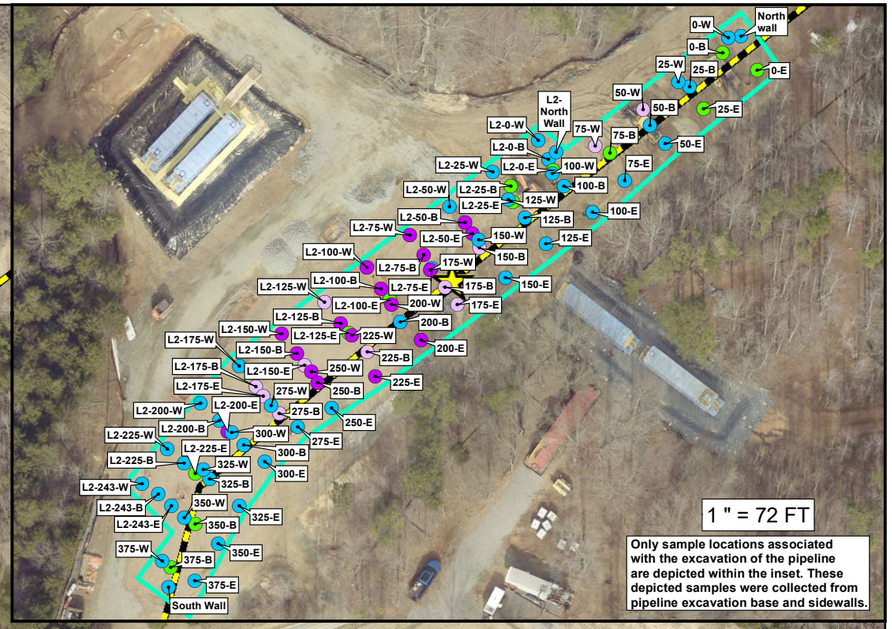

Data Sources: Mecklenburg County GIS (Streets)

Information depicted is subject to change based on future site activities.

Checked By:	TN
Created By:	CW
Scale:	1 " = 225 FT
Date/Time:	02/18/2022; 13:34
Project No.:	CPC20126

Pipeline Excavation and Delineation Soil Sampling Results
Colonial Pipeline Company
2020-L1-SR2448
Huntersville, North Carolina

0 225 450 675 Feet

Release Site
Pipeline
Equal to or Below Maximum Soil Contaminant Concentration Levels (MSCCs)
Exceeds Soil-To-Water (MSCCs)
Soil Sample Collected At or Below the Saturated Interval
Exceeds Residential Soil Clean Up Levels (MSCCs)
Exceeds Industrial/Commercial Soil Levels (MSCCs)
Area of all excavated soil

Notes: See Table 1 and Table 2 for detailed results.
Soil sampling results depicted on this map represent soil conditions between two feet below ground surface and the saturated interval.

APEX

FIGURE 4

Document Path: E:\Apex\Huntersville\Figures\MXDs\Figure 4-Pipeline Excavation and Delineation Soil Sampling Results.mxd

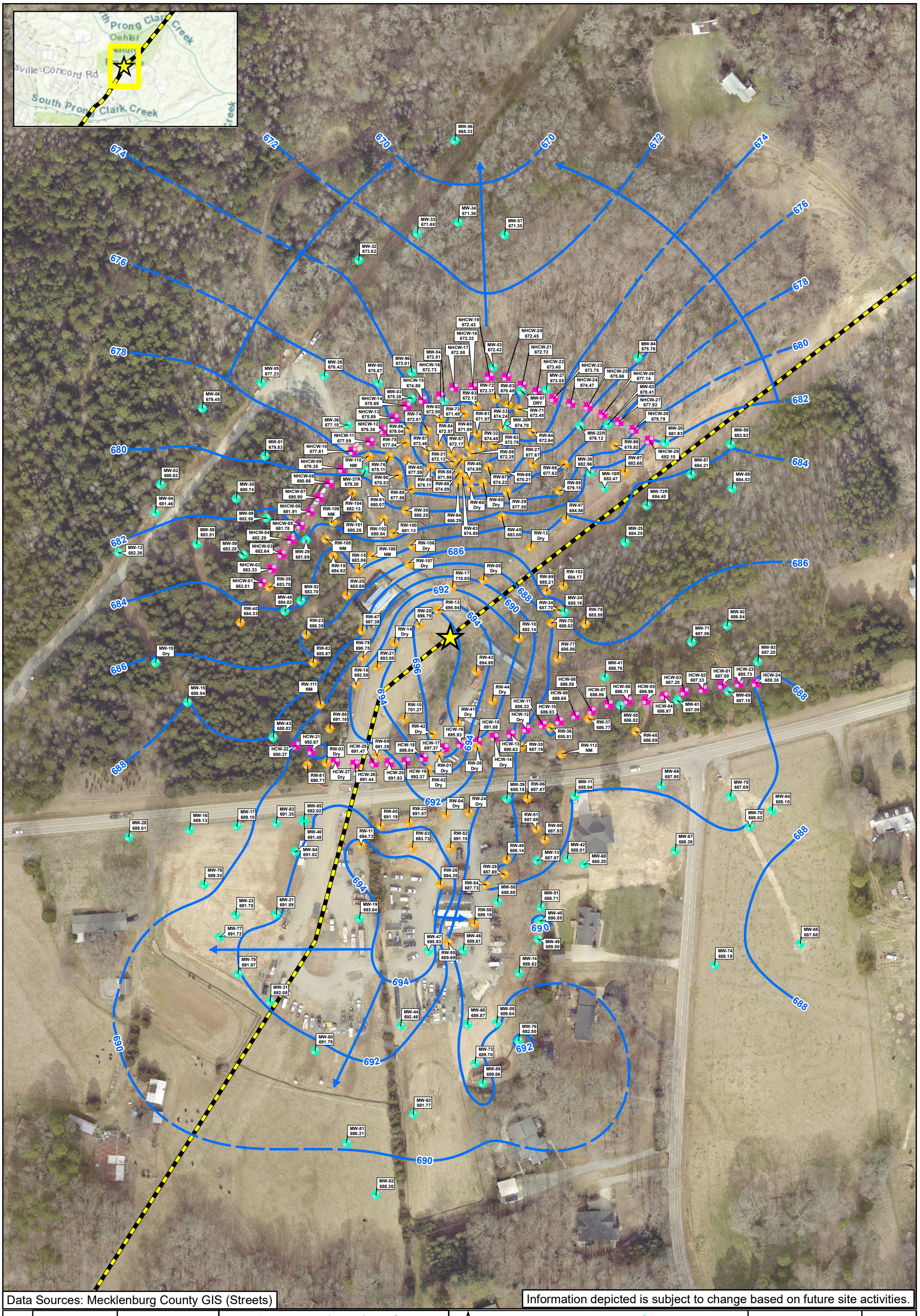

Data Sources: Mecklenburg County GIS (Streets)

Information depicted is subject to change based on future site activities.

Checked By:	AS
Created By:	CW
Scale:	1 " = 150 FT
Date/Time:	02/16/2022; 16:12
Project No.:	CPC20126

Groundwater Potentiometric Surface Map - Surficial Unit
Colonial Pipeline Company
2020-L1-SR2448
Huntersville, North Carolina

0 150 300 Feet

- Release Site
- Pipeline
- Apparent Groundwater Flow Direction
- Equipotential Contour (ft. amsl) (Dashed where inferred)
- Monitoring Well
- Recovery Well
- Hydraulic Control Well

NOTES:
Contours based on well gauging data collected 01/27/2022;
Groundwater elevation measurements shown in feet amsl (above mean sea level);
The following locations, denoted as 'NM' (Not Measured) or 'Dry', were not used in contouring:
HCW-12/14/27, MW-07/10, RW- 01/02/03/04/08/12/14/24/38/41/42/44/65/69/106/107 (Dry); RW-108/109/110/111/112 (NM)
The following wells were excluded for being anomalous: RW-10/-47/-64, HCW-18
Contours interpolated using Surfer (Kriging)

APEX

FIGURE 5

Document Path: E:\Apex\Huntersville\Figures\MXDs\Figure 5-Groundwater Potentiometric Surface Map_Portrait.mxd

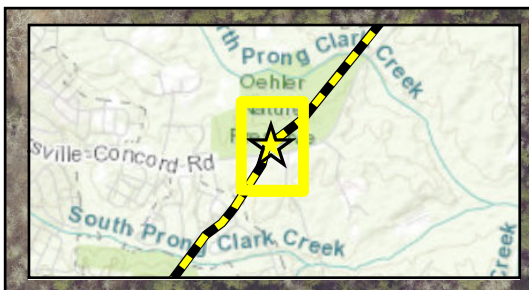

MW-57D
671.15

MW-97D
671.70

MW-07D
676.47

MW-36DR
679.13

MW-04D
680.51

MW-59D*
566.69

MW-90DD*
560.76

MW-90D
685.04

MW-91D
685.81

MW-91DD*
544.97

MW-61D
686.69

MW-89D*
624.84

MW-25D
679.63

MW-16D*
603.66

MW-79D
672.53

MW-31D
690.21

MW-62D
672.81

MW-81D
672.63

MW-14D
689.46

MW-65D
690.63

675 673 673 675 677 677 679 679 681 683 685 687 689

HUNTERSVILLE-CONCORD RD

ASBURY CHAPEL RD

Data Sources: Mecklenburg County GIS (Streets)

Information depicted is subject to change based on future site activities.

Checked By:	AS
Created By:	CW
Scale:	1 " = 150 FT
Date/Time:	02/14/2022; 08:22
Project No.:	CPC20126

Groundwater Potentiometric Surface Map - Bedrock Unit
Colonial Pipeline Company
2020-L1-SR2448
Huntersville, North Carolina

0 150 300 Feet

Release Site
Pipeline
Monitoring Well (Bedrock)
Apparent Groundwater Flow Direction
Equipotential Contour (ft amsl)

NOTES:
Contours based on monitoring well gauging data collected on 01/27/2021;
Groundwater elevation measurements shown in feet amsl (above mean sea level);
The following wells denoted with an asterisk were not used during contouring:
MW-16D*, MW-59D*, MW-89D*, MW-90DD*, MW-91DD*
Contours interpolated using Surfer (Kriging)

APEX

FIGURE
6

Document Path: E:\Apex\Huntersville\Figures\MXDs\Figure 6-Bedrock Groundwater Potentiometric Surface Map_Portrait.mxd

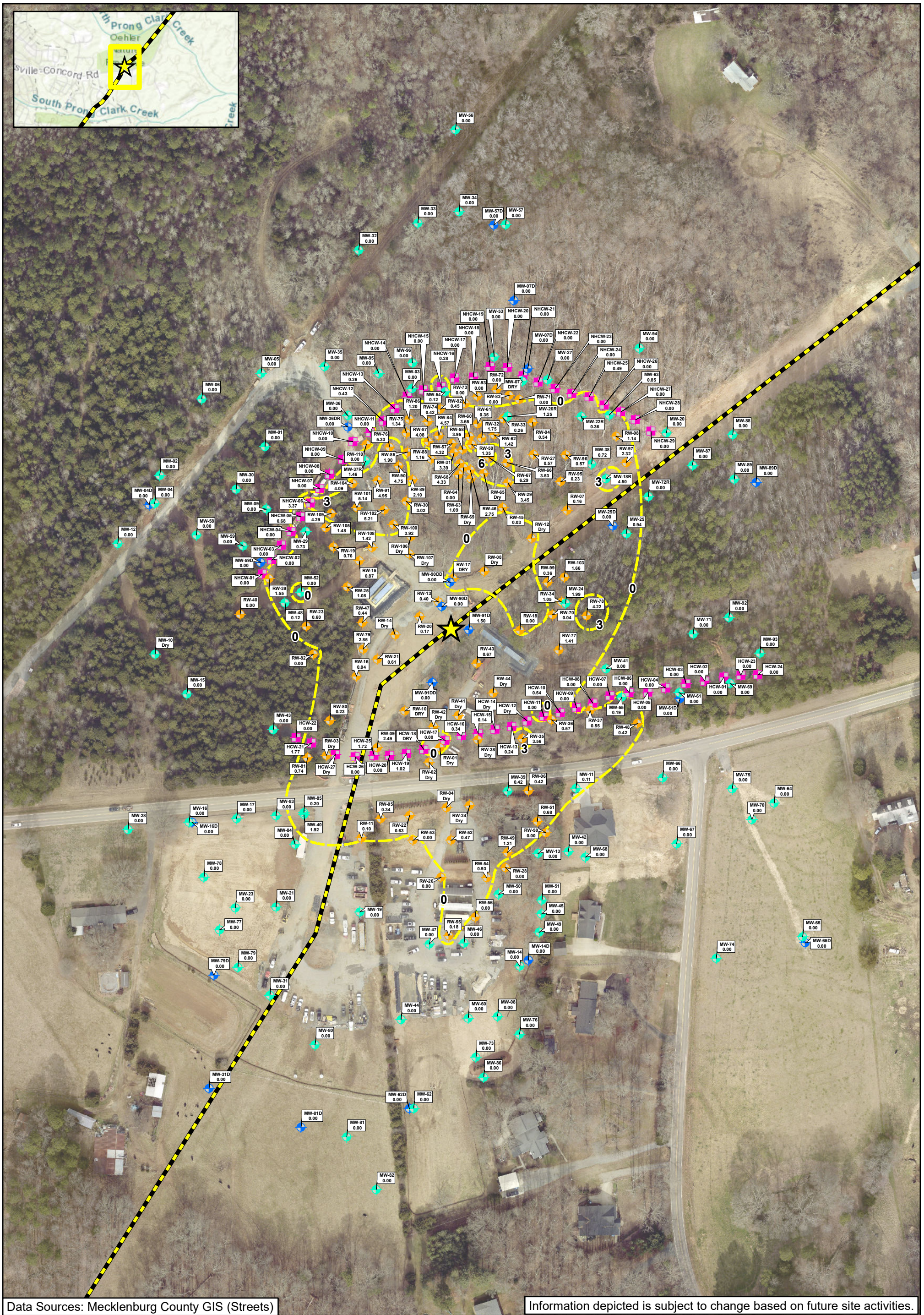

Data Sources: Mecklenburg County GIS (Streets)

Information depicted is subject to change based on future site activities.

Checked By:	AS
Created By:	CW
Scale:	1 " = 150 FT
Date/Time:	02/16/2022; 09:27
Project No.:	CPC20126

Free Product Distribution Map
Colonial Pipeline Company
2020-L1-SR2448
Huntersville, North Carolina

0 150 300 Feet

- Release Site
- Pipeline
- Apparent Free Product Thickness Contour
- Hydraulic Control Well
- Monitoring Well
- Monitoring Well (Bedrock)
- Recovery Well

NOTES:
All gauging measurements taken 01/27/2021;
Free Product Thickness determined from apparent thickness in wells only and shown in feet;
The following locations, denoted as Dry and were not used in contouring:
HCW-12/14/27; MW-07/10; RW-01/-02/-03/-04/-08/-12/-14/-24/-38/-41/-42/-44/-65/-69/-106/-107
Contours created using Surfer (Kriging). Bedrock wells were not used for contouring (MW-90DD and MW-91DD)

APEX

FIGURE 7

Document Path: E:\Apex\Huntersville\Figures\MXDs\Figure 7-Free Product Distribution Map_Portrait.mxd

MW-56	
2/2/2022	
All Constituents	ND

MW-57D	
2/2/2022	
All Constituents	ND

MW-34	
2/2/2022	
All Constituents	ND

MW-57	
2/2/2022	
All Constituents	ND

MW-33	
2/2/2022	
All Constituents	ND

MW-32	
2/2/2022	
All Constituents	ND

MW-97D	
2/2/2022	
Diisopropyl ether	0.45J

MW-07D	
2/2/2022	
Benzene	0.66
Diisopropyl ether	2.0
Methyl-tert-butyl ether	0.97

MW-94	
2/2/2022	
Chloroform	1.5

MW-87	
2/2/2022	
Benzene	**1.3**
Bromodichloromethane	0.47J
Chloroform	3.2
Diisopropyl ether	0.60
Ethylbenzene	0.48J
Toluene	5.1
Xylene (Total)	4.3
m&p-Xylene	2.4
o-Xylene	1.9
C5 - C8 Aliphatics	89.2
VPH (Total)	98.9

MW-35	
2/2/2022	
All Constituents	ND

MW-95	
2/3/2022	
Diisopropyl ether	0.95

MW-96	
2/3/2022	
Lead	4.9J

MW-53	
2/2/2022	
All Constituents	ND

MW-07	
Not Sampled (Dry)	

MW-05	
2/2/2022	
All Constituents	ND

MW-27	
2/2/2022	
Lead	**74**

MW-54	
Not Sampled (Free Product)	

MW-37R	
Not Sampled (Free Product)	

MW-36	
02/02/2022	
Trichlorofluoromethane	0.34J

MW-26R	
Not Sampled (Free Product)	

MW-20	
2/1/2022	
Lead	**16.0**
Bromodichloromethane	**0.66**
Chloroform	4.0
Diisopropyl ether	1.3

MW-06	
2/3/2022	
Lead	**27.7**
Benzene	0.71

MW-03	
2/2/2022	
Benzene	**29.2**
Ethylbenzene	12.1
n-Propylbenzene	0.72J
Toluene	176
1,2,4-Trimethylbenzene	2.2
1,3,5-Trimethylbenzene	2.2
Xylene (Total)	71.2
m&p-Xylene	55.1
o-Xylene	16.1
C5 - C8 Aliphatics	**19,100**
C9 - C12 Aliphatics	140
VPH (Total)	19,200

MW-22R	
Not Sampled (Free Product)	

MW-63	
Not Sampled (Free Product)	

MW-88	
2/3/2022	
Lead	9.3
Chloroform	1.2

MW-01	
2/3/2022	
Lead	**50.6**

MW-89	
2/2/2022	
Lead	6.4

MW-02	
2/3/2022	
All Constituents	ND

MW-38	
Not Sampled (Free Product)	

MW-04	
2/3/2022	
All Constituents	ND

MW-30	
2/3/2022	
All Constituents	ND

MW-36DR	
2/3/2022	
All Constituents	ND

MW-18R	
Not Sampled (Free Product)	

MW-89D	
2/1/2022	
Lead	13.4
Chloroform	0.68

MW-04D	
2/3/2022	
C5 - C8 Aliphatics	191
VPH (Total)	260

MW-09	
2/3/2022	
All Constituents	ND

MW-72R	
Not Sampled (Free Product)	

MW-29	
Not Sampled (Free Product)	

MW-25	
Not Sampled (Free Product)	

MW-12	
2/3/2022	
All Constituents	ND

MW-58	
2/3/2022	
All Constituents	ND

MW-25D	
2/2/2022	
Diisopropyl ether	**0.31J**

MW-59D	
Not Sampled	

MW-90DD	
Not Sampled (Dry)	

MW-59	
2/3/2022	
Benzene	**1.4**
Diisopropyl ether	3.2
Toluene	4.3
Xylene (Total)	1.36J
m&p-Xylene	0.88J
o-Xylene	0.48J

MW-48	
Not Sampled (Free Product)	

MW-90D	
Not Sampled (Free Product)	

MW-24	
Not Sampled (Free Product)	

MW-92	
2/3/2022	
Lead	13.3

MW-52	
2/3/2022	
Benzene	**1,170**
Diisopropyl ether	**173**
Methyl-tert-butyl ether	**37.9**
Naphthalene	**13.6J**
Toluene	97.6
1,2,4-Trimethylbenzene	18.9
1,3,5-Trimethylbenzene	13.5
Xylene (Total)	282.9
m&p-Xylene	60.9
o-Xylene	222
C5 - C8 Aliphatics	**13,100**
C9 - C12 Aliphatics	**788**
C9 - C10 Aromatics	**237**
VPH (Total)	14,100

MW-91D	
Not Sampled (Free Product)	

MW-93	
2/3/2022	
Lead	11.9

MW-10	
Not Sampled (Dry)	

MW-71	
2/3/2022	
Lead	13.9
Chloroform	4.5
Diisopropyl ether	2.6

MW-41	
Not Sampled (Free Product)	

MW-91DD	
2/1/2022	
Diisopropyl ether	0.42J

MW-69	
2/3/2022	
Lead	**31**
Bromodichloromethane	**0.73**
Chloroform	4.1

MW-15	
2/3/2022	
All Constituents	ND

MW-55	
Not Sampled (Free Product)	

MW-61D	
2/3/2022	
Bromodichloromethane	**1.0**
Chloroform	4.8

MW-43	
2/3/2022	
Trichlorofluoromethane	0.54J

MW-19	
2/1/2022	
Lead	9.3
Benzene	**6,580**
Diisopropyl ether	**308**
Ethylbenzene	**1,450**
Isopropylbenzene (Cumene)	43.1J
Methyl-tert-butyl ether	**43.7J**
Naphthalene	**314**
n-Propylbenzene	**120**
Toluene	**13,300**
1,2,4-Trimethylbenzene	**884**
1,3,5-Trimethylbenzene	215
Xylene (Total)	**8,080**
m&p-Xylene	**5,250**
o-Xylene	**2,830**
C5 - C8 Aliphatics	**75,600**
C9 - C12 Aliphatics	**13,300**
C9 - C10 Aromatics	**2,450**
VPH (Total)	91,400

MW-66	
1/31/2022	
Lead	7.1
Bromodichloromethane	**1.1**
Chloroform	4.7

MW-39	
Not Sampled (Free Product)	

MW-61	
Not Sampled (Free Product)	

MW-75	
1/31/2022	
Lead	**49.8**

MW-83	
2/1/2022	
All Constituents	ND

MW-85	
Not Sampled (Free Product)	

MW-17	
2/1/2022	
Chloroform	0.51

MW-11	
Not Sampled (Free Product)	

MW-64	
1/31/2022	
Lead	6.3
Chloroform	1.2

MW-28	
2/1/2022	
Lead	4.7J

MW-42	
1/31/2022	
All Constituents	ND

MW-68	
1/31/2022	
All Constituents	ND

MW-70	
1/31/2022	
All Constituents	ND

MW-40	
Not Sampled (Free Product)	

MW-16	
2/2/2022	
All Constituents	ND

MW-78	
2/2/2022	
All Constituents	ND

MW-84	
2/1/2022	
All Constituents	ND

MW-67	
1/31/2022	
All Constituents	ND

MW-16D	
2/1/2022	
Lead	7.8
Toluene	0.78

MW-45	
1/31/2022	
All Constituents	ND

MW-13	
1/31/2022	
All Constituents	ND

MW-23	
2/1/2022	
All Constituents	ND

MW-51	
1/31/2022	
All Constituents	ND

MW-65	
1/31/2022	
All Constituents	ND

MW-47	
Not Sampled (Free Product)	

MW-49	
2/2/2022	
Diisopropyl ether	0.81

MW-21	
2/1/2022	
Benzene	**43.3**
Diisopropyl ether	9.5
Ethylbenzene	2.9
Methyl-tert-butyl ether	3.7
Naphthalene	1.1J
n-Propylbenzene	0.43J
Toluene	21.9
1,2,4-Trimethylbenzene	4.7
1,3,5-Trimethylbenzene	1.3
Xylene (Total)	20.1
m&p-Xylene	8.5
o-Xylene	11.6
C5 - C8 Aliphatics	**430**
C9 - C12 Aliphatics	53.7
VPH (Total)	505

MW-50	
1/31/2022	
Benzene	**901**
Diisopropyl ether	35.2
Ethylbenzene	54.7
Isopropylbenzene (Cumene)	3.7J
Methylene Chloride	**21.9**
Naphthalene	**61.6**
n-Propylbenzene	8.5
Toluene	**1,550**
1,2,4-Trimethylbenzene	140
1,3,5-Trimethylbenzene	38.8
Xylene (Total)	**1,300**
m&p-Xylene	**778**
o-Xylene	**522**
C5 - C8 Aliphatics	**15,300**
C9 - C12 Aliphatics	**2,340**
C9 - C10 Aromatics	**465**
VPH (Total)	18,100

MW-46	
2/1/2022	
Toluene	0.52
1,3,5-Trimethylbenzene	0.61
Xylene (Total)	4.6
m&p-Xylene	1.2
o-Xylene	3.4

MW-14	
1/31/2022	
All Constituents	ND

MW-14D	
1/31/2022	
All Constituents	ND

MW-74	
1/31/2022	
Lead	6.0

MW-79	
2/1/2022	
All Constituents	ND

MW-77	
2/1/2022	
All Constituents	ND

MW-65D	
1/31/2022	
All Constituents	ND

MW-79D	
2/1/2022	
Lead	**150**
Toluene	1.6
VPH (Total)	77.8

MW-60	
2/1/2022	
All Constituents	ND

MW-31	
2/1/2022	
All Constituents	ND

MW-44	
Not Sampled (Dry)	

MW-76	
2/1/2022	
Hexachloro-1,3-butadiene	**1.9J**

MW-73	
2/1/2022	
Lead	**55.5**

MW-08	
2/1/2022	
All Constituents	ND

MW-31D	
2/1/2022	
All Constituents	ND

MW-80	
2/2/2022	
All Constituents	ND

MW-86	
2/1/2022	
Lead	**53.1**

MW-81D	
2/1/2022	
All Constituents	ND

MW-62	
Not Sampled (Dry)	

MW-81	
2/1/2022	
Lead	**20.2**

MW-62D	
2/1/2022	
Hexachloro-1,3-butadiene	**2.8**

MW-82	
2/1/2022	
Lead	4.9J

Checked By:	KN/JM
Created By:	CW
Scale:	1 " = 65 FT
Date/Time:	02/16/2022; 10:25
Project No.:	CPC20126

Monitoring Well Sampling Results

Colonial Pipeline Company

2020-L1-SR2448

Huntersville, North Carolina

0 65 130 195 260 Feet

Release Site

Pipeline

Monitoring Well

Monitoring Well (Bedrock)

Recovery Well

Notes:
ND = Non-Detect
N/A = Not Applicable
J = Estimated concentration above the adjusted method detection limit and below the adjusted reporting limit
All units reported in µg/L.
µg/L = Micrograms per Liter
Detections in **Bold** indicate an exceedance of NCAC 2L standard.
Only laboratory detections are shown on this map.

APEX

FIGURE

8

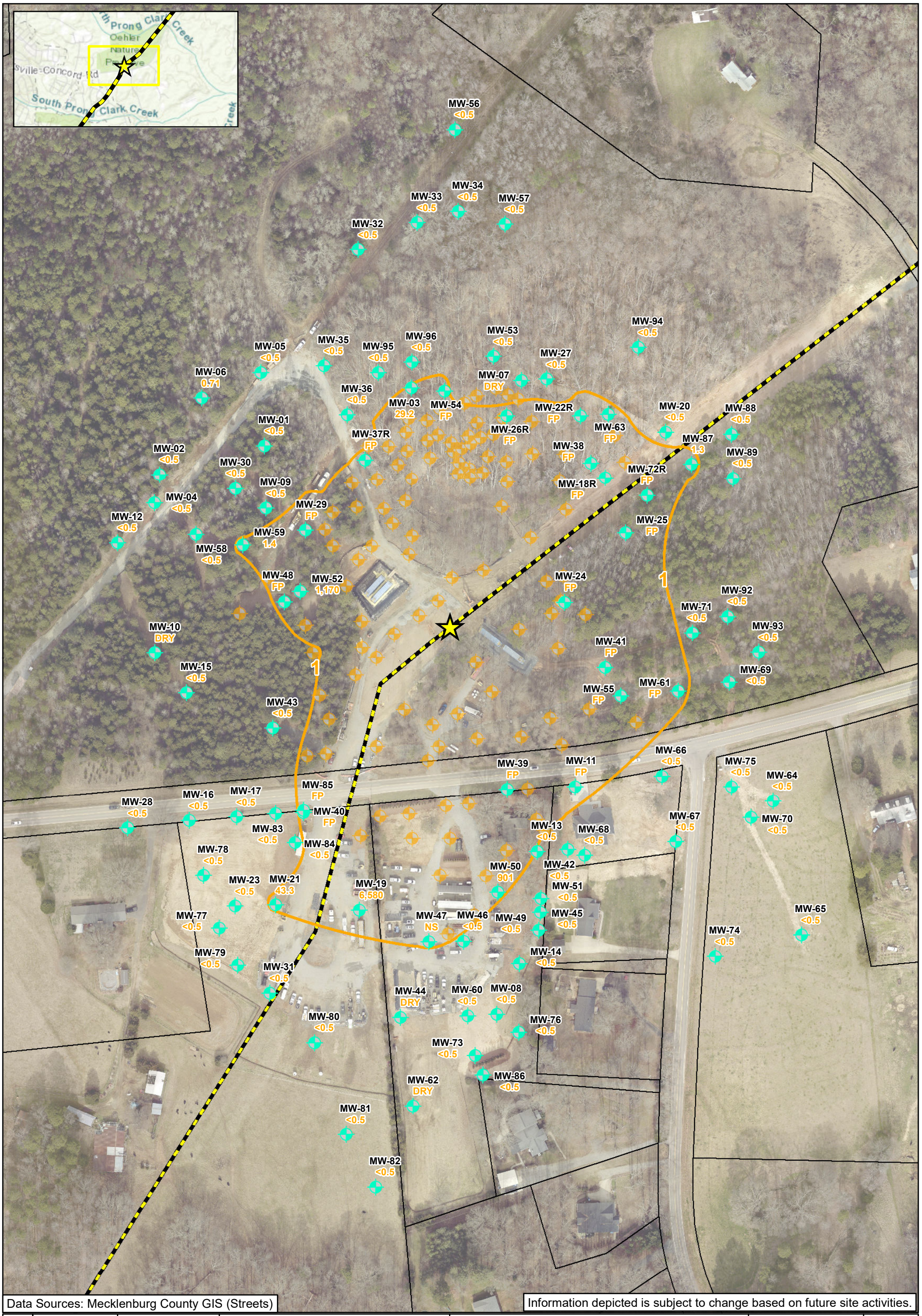

Data Sources: Mecklenburg County GIS (Streets)

Information depicted is subject to change based on future site activities.

Checked By:	AS
Created By:	CW
Scale:	1 " = 150 FT
Date/Time:	02/22/2022; 11:43
Project No.:	CPC20126

Benzene Isoconcentration Map
Surficial Unit
Colonial Pipeline Company
2020-L1-SR2448
Huntersville, North Carolina

0 150 300 Feet

Release Site
Pipeline
1 Benzene Isocontour (Dashed where Inferred)
Recovery Well
Monitoring Well

<0.5 Constituent Not Detected Above Laboratory Practical Quantitation Limit
29.2 Benzene Concentration (µg/L)
FP = Free Product
NS = Not Sampled
µg/L = Micrograms per Liter

NCDEQ 2L Standard for Benzene is 1 µg/L
Bedrock Wells Not Used For Contouring
J - Estimated concentration above the adjusted method detection limit and below the adjusted reporting limit
Wells denoted (FP) due to LNAPL: MW-11,18R,22R,24,25,26R,29,37R,38,39,40,41,48,54,55,61,63,72R,85
Wells denoted (NS) were not sampled due to the presence of a pump: MW-47; Wells denoted (Dry): MW-07,10,44,62

APEX

FIGURE 9A

Document Path: E:\Apex\Huntersville\Figures\MXDs\Figure 9A-Benzene Isoconcentration Map - Surficial Unit_Portrait.mxd



Data Sources: Mecklenburg County GIS (Streets)

Information depicted is subject to change based on future site activities.

Checked By:	AS
Created By:	CW
Scale:	1 " = 150 FT
Date/Time:	02/22/2022; 11:45
Project No.:	CPC20126

Benzene Isoconcentration Map
Bedrock Unit
Colonial Pipeline Company
2020-L1-SR2448
Huntersville, North Carolina

0 150 300 Feet

Release Site

Pipeline

1 Benzene Isocontour (Dashed where Inferred)

Monitoring Well (Bedrock)

<0.5 Constituent Not Detected Above Laboratory Practical Quantitation Limit

0.66 Benzene Concentration (µg/L)

FP = Free Product

NS = Not Sampled

µg/L = Micrograms per Liter

NCDEQ 2L Standard for Benzene is 1 µg/L
Surficial Wells Not Used For Contouring
J - Estimated concentration above the adjusted method detection limit and below the adjusted reporting limit
Wells denoted (NS) were not sampled: MW-59D; Wells denoted (Dry); MW-90DD
Wells denoted (FP) due to LNAPL: MW-90D,91D

APEX

FIGURE

9B

Document Path: E:\Apex\Huntersville\Figures\MXDs\Figure 9B-Benzene Isoconcentration Map - Bedrock Unit_Portrait.mxd

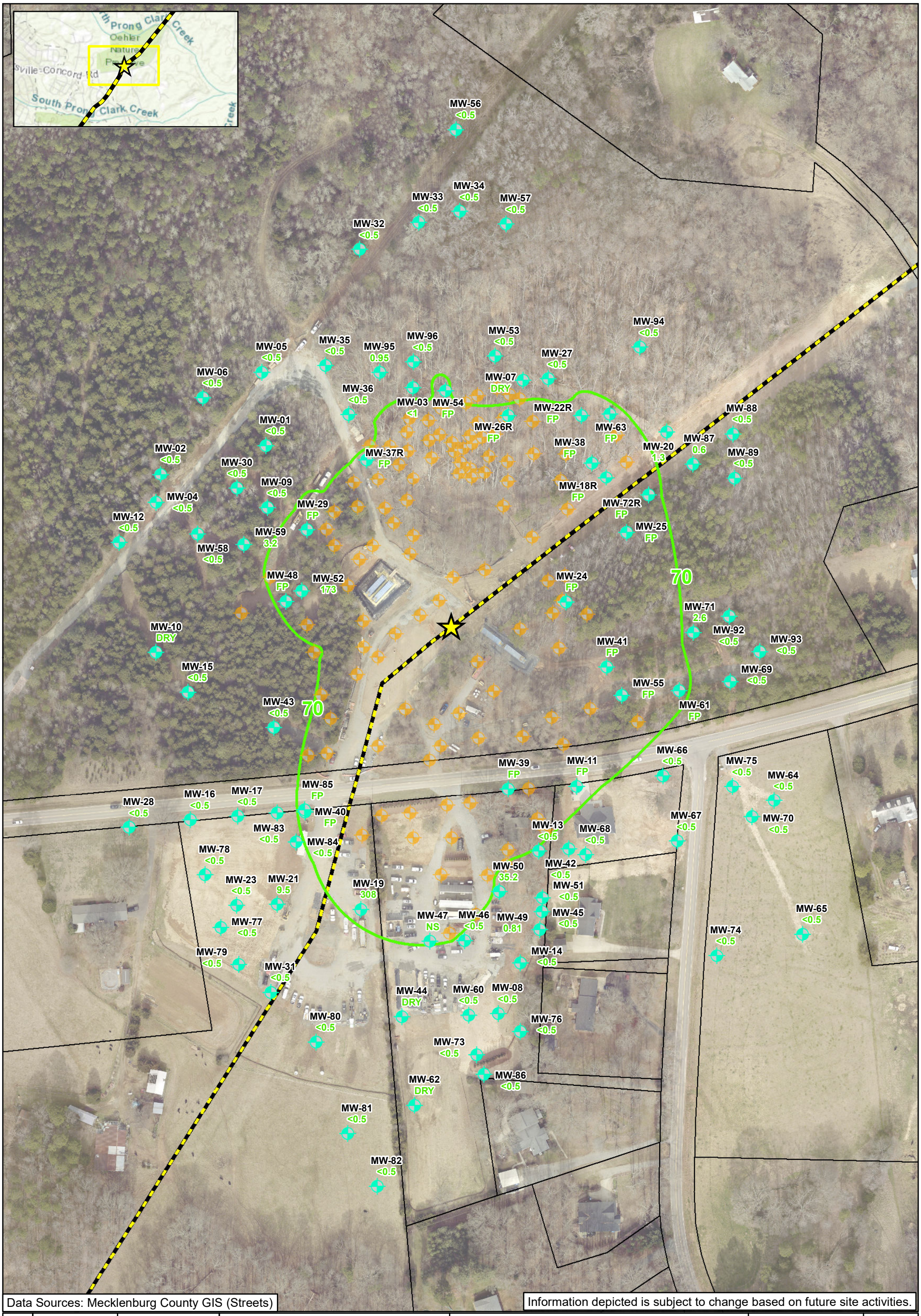

Data Sources: Mecklenburg County GIS (Streets)

Information depicted is subject to change based on future site activities.

Checked By:	AS
Created By:	CW
Scale:	1 " = 150 FT
Date/Time:	02/22/2022; 11:46
Project No.:	CPC20126

Diisopropyl Ether Isoconcentration Map
Surficial Unit
Colonial Pipeline Company
2020-L1-SR2448
Huntersville, North Carolina

0 150 300 Feet

Release Site
Pipeline
70 Diisopropyl Ether Isocontour
Recovery Well
Monitoring Well

<0.5 Constituent Not Detected Above Laboratory Practical Quantitation Limit
308 Diisopropyl Ether Concentration (µg/L)
FP = Free Product
NS = Not Sampled
µg/L = Micrograms per Liter

NCDEQ 2L Standard for Diisopropyl Ether is 70 µg/L
Bedrock Wells Not Used For Contouring
J - Estimated concentration above the adjusted method detection limit and below the adjusted reporting limit
Wells denoted (FP) due to LNAPL: MW-11,18R,22R,24,25,26R,29,37R,38,39,40,41,48,54,55,61,63,72R,85
Wells denoted (NS) were not sampled due to the presence of a pump: MW-47; Wells denoted (Dry): MW-07,10,44,62

APEX

FIGURE
10A

Document Path: E:\Apex\Huntersville\Figures\MXDs\Figure 10A-Diisopropyl Ether Isoconcentration Map - Surficial Unit_Portrait.mxd



Checked By:	AS
Created By:	CW
Scale:	1 " = 150 FT
Date/Time:	02/22/2022; 11:48
Project No.:	CPC20126

Diisopropyl Ether Isoconcentration Map
Bedrock Unit
Colonial Pipeline Company
2020-L1-SR2448
Huntersville, North Carolina

0 150 300 Feet

Release Site
Pipeline
70 Diisopropyl Ether Isocontour
Monitoring Well (Bedrock)

<0.5 Constituent Not Detected Above Laboratory Practical Quantitation Limit
2 Diisopropyl Ether Concentration (µg/L)
FP = Free Product
NS = Not Sampled
µg/L = Micrograms per Liter

NCDEQ 2L Standard for Diisopropyl Ether is 70 µg/L
Surficial Wells Not Used For Contouring
J - Estimated concentration above the adjusted method detection limit and below the adjusted reporting limit
Wells denoted (NS) were not sampled: MW-59D; Wells denoted (Dry): MW-90DD
Wells denoted (FP) due to LNAPL: MW-90D,91D

APEX

FIGURE
10B

Document Path: E:\Apex\Huntersville\Figures\MXDs\Figure 10B-Diisopropyl Ether Isoconcentration Map - Bedrock Unit_Portrait.mxd

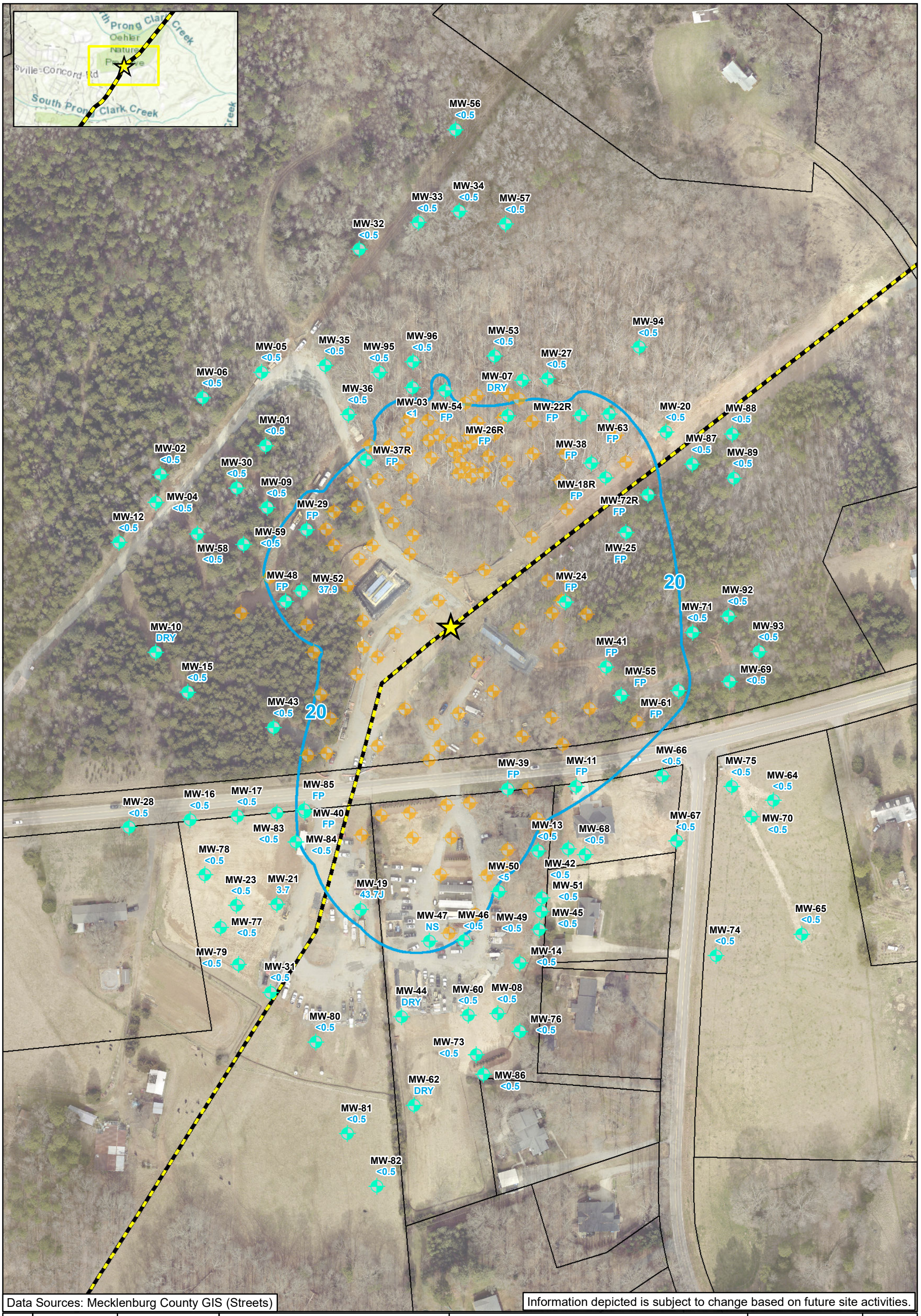

Data Sources: Mecklenburg County GIS (Streets)

Information depicted is subject to change based on future site activities.

Checked By:	AS
Created By:	CW
Scale:	1 " = 150 FT
Date/Time:	02/22/2022; 11:51
Project No.:	CPC20126

Methyl-Tert Butyl Ether
Isoconcentration Map
Surficial Unit
Colonial Pipeline Company
2020-L1-SR2448
Huntersville, North Carolina

0 150 300 Feet

- Release Site
- Pipeline
- 20 — Methyl-Tert Butyl Ether Isocontour
- Recovery Well
- Monitoring Well

- <0.5 — Constituent Not Detected Above Laboratory Practical Quantitation Limit
- 43.7 — Methyl-Tert Butyl Ether Concentration (µg/L)
- FP = Free Product
- NS = Not Sampled
- µg/L = Micrograms per Liter

NCDEQ 2L Standard for Methyl-Tert Butyl Ether is 20 µg/L
Bedrock Wells Not Used For Contouring
J - Estimated concentration above the adjusted method detection limit and below the adjusted reporting limit
Wells denoted (FP) due to LNAPL: MW-11,18R,22R,24,25,26R,29,37R,38,39,40,41,48,54,55,61,63,72R,85
Wells denoted (NS) were not sampled due to the presence of a pump: MW-47; Wells denoted (Dry): MW-07,10,44,62

APEX

FIGURE 11A

Document Path: E:\Apex\Huntersville\Figures\MXDs\Figure 11A-MTBE Isoconcentration Map - Surficial Unit_Portrait.mxd



Data Sources: Mecklenburg County GIS (Streets)

Information depicted is subject to change based on future site activities.

Checked By:	AS
Created By:	CW
Scale:	1 " = 150 FT
Date/Time:	02/22/2022; 11:52
Project No.:	CPC20126

Methyl-Tert Butyl Ether
Isoconcentration Map
Bedrock Unit
Colonial Pipeline Company
2020-L1-SR2448
Huntersville, North Carolina

0 150 300 Feet

Release Site

Pipeline

—20— Methyl-Tert Butyl Ether Isocontour

Monitoring Well (Bedrock)

<0.5 Constituent Not Detected Above Laboratory Practical Quantitation Limit

0.97 Methyl-Tert Butyl Ether Concentration (µg/L)

FP = Free Product

NS = Not Sampled

µg/L = Micrograms per Liter

NCDEQ 2L Standard for Methyl-Tert Butyl Ether is 20 µg/L
Surficial Wells Not Used For Contouring
J - Estimated concentration above the adjusted method detection limit and below the adjusted reporting limit
Wells denoted (NS) were not sampled: MW-59D; Wells denoted (Dry); MW-90DD
Wells denoted (FP) due to LNAPL: MW-90D,91D

APEX

FIGURE

11B

Document Path: E:\Apex\Huntersville\Figures\MXDs\Figure 11B-MTBE Isoconcentration Map - Bedrock Unit_Portrait.mxd

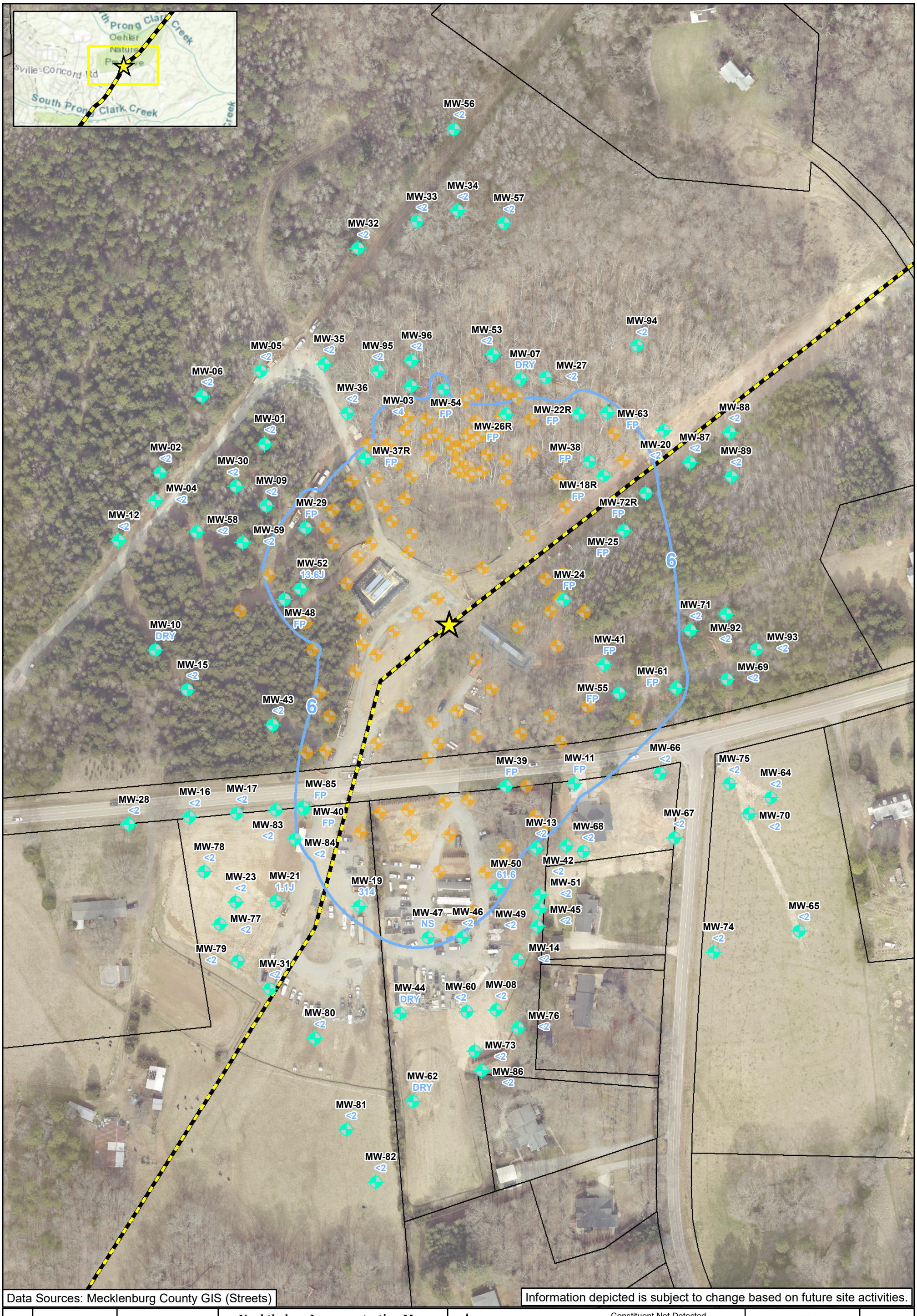

Data Sources: Mecklenburg County GIS (Streets)

Information depicted is subject to change based on future site activities.

Checked By:	AS
Created By:	CW
Scale:	1 " = 150 FT
Date/Time:	02/22/2022; 11:53
Project No.:	CPC20126

Naphthalene Isoconcentration Map
Surficial Unit
Colonial Pipeline Company
2020-L1-SR2448
Huntersville, North Carolina

0 150 300 Feet

Release Site
Pipeline
6 Napthalene Isocontour
Recovery Well
Monitoring Well

<0.5 Constituent Not Detected Above Laboratory Practical Quantitation Limit
31.4 Naphthalene Concentration (µg/L)
FP = Free Product
NS = Not Sampled
µg/L = Micrograms per Liter

NCDEQ 2L Standard for Naphthalene is 6 µg/L
Bedrock Wells Not Used For Contouring
J - Estimated concentration above the adjusted method detection limit and below the adjusted reporting limit
Wells denoted (FP) due to LNAPL: MW-11,18R,22R,24,25,26R,29,37R,38,39,40,41,48,54,55,61,63,72R,85
Wells denoted (NS) were not sampled due to the presence of a pump: MW-47; Wells denoted (Dry): MW-07,10,44,62

APEX

FIGURE
12A

Document Path: E:\Apex\Huntersville\Figures\MXDs\Figure 12A-Naphthalene Isoconcentration Map - Surficial Unit_Portrait.mxd



Checked By:	AS
Created By:	CW
Scale:	1 " = 150 FT
Date/Time:	02/22/2022; 11:54
Project No.:	CPC20126

Naphthalene Isoconcentration Map
Bedrock Unit
Colonial Pipeline Company
2020-L1-SR2448
Huntersville, North Carolina

0 150 300 Feet

Release Site
Pipeline
6 Napthalene Isocontour
Monitoring Well (Bedrock)

<0.5 Constituent Not Detected Above Laboratory Practical Quantitation Limit
0.0 Naphthalene Concentration (µg/L)
FP = Free Product
NS = Not Sampled
µg/L = Micrograms per Liter

NCDEQ 2L Standard for Naphthalene is 6 µg/L
Bedrock Wells Not Used For Contouring
J - Estimated concentration above the adjusted method detection limit and below the adjusted reporting limit
Wells denoted (NS) were not sampled: MW-59D; Wells denoted (Dry); MW-90DD
Wells denoted (FP) due to LNAPL: MW-90D,91D

APEX

FIGURE
12B

Document Path: E:\Apex\Huntersville\Figures\MXDs\Figure 12B-Naphthalene Isoconcentration Map - Bedrock Unit_Portrait.mxd

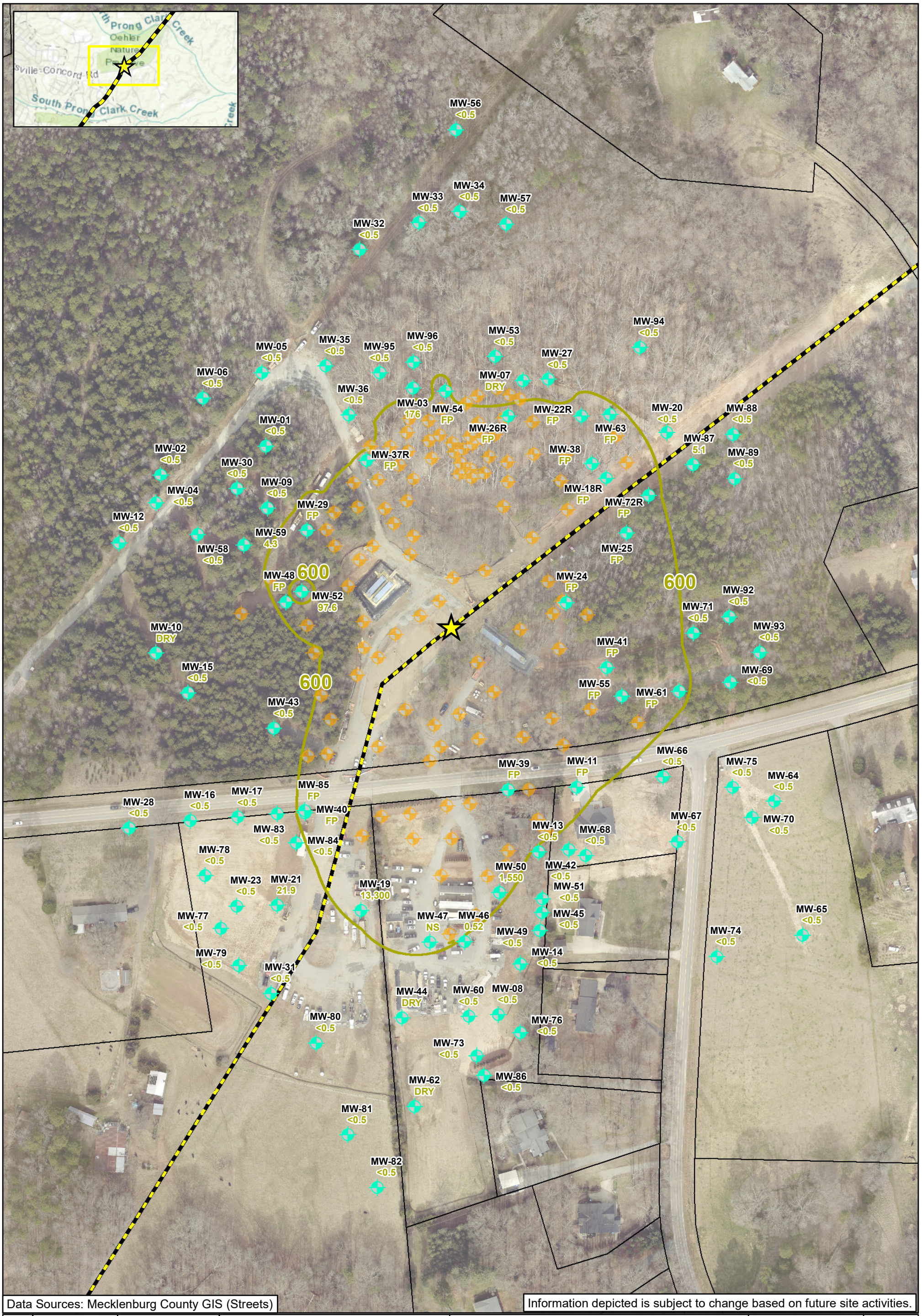

Data Sources: Mecklenburg County GIS (Streets)

Information depicted is subject to change based on future site activities.

Checked By:	AS
Created By:	CW
Scale:	1 " = 150 FT
Date/Time:	02/22/2022; 11:55
Project No.:	CPC20126

Toluene Isoconcentration Map
Surficial Unit
Colonial Pipeline Company
2020-L1-SR2448
Huntersville, North Carolina

0 150 300 Feet

Release Site
Pipeline
600 Toluene Isocontour
Recovery Well
Monitoring Well

<0.5 Constituent Not Detected Above Laboratory Practical Quantitation Limit
0.52 Toluene Concentration (µg/L)
FP = Free Product
NS = Not Sampled
µg/L = Micrograms per Liter

NCDEQ 2L Standard for,Toluene is 600 µg/L
Bedrock Wells Not Used For Contouring
J - Estimated concentration above the adjusted method detection limit and below the adjusted reporting limit
Wells denoted (FP) due to LNAPL: MW-11,18R,22R,24,25,26R,29,37R,38,39,40,41,48,54,55,61,63,72R,85
Wells denoted (NS) were not sampled due to the presence of a pump: MW-47; Wells denoted (Dry): MW-07,10,44,62

APEX

FIGURE 13A

Document Path: E:\Apex\Huntersville\Figures\MXDs\Figure 13A-Toluene Isoconcentration Map - Surficial Unit_Portrait.mxd



Checked By:	AS
Created By:	CW
Scale:	1 " = 150 FT
Date/Time:	02/22/2022; 11:56
Project No.:	CPC20126

Toluene Isoconcentration Map
Bedrock Unit
Colonial Pipeline Company
2020-L1-SR2448
Huntersville, North Carolina

0 150 300 Feet

Release Site

Pipeline

600 Toluene Isocontour

Monitoring Well (Bedrock)

<0.5 Constituent Not Detected Above Laboratory Practical Quantitation Limit

1.6 Toluene Concentration (µg/L)

FP = Free Product

NS = Not Sampled

µg/L = Micrograms per Liter

NCDEQ 2L Standard for Toluene is 600 µg/L
Surficial Wells Not Used For Contouring
J - Estimated concentration above the adjusted method detection limit and below the adjusted reporting limit
Wells denoted (NS) were not sampled: MW-59D; Wells denoted (Dry); MW-90DD
Wells denoted (FP) due to LNAPL: MW-90D,91D

APEX

FIGURE

13B

Document Path: E:\Apex\Huntersville\Figures\MXDs\Figure 13B-Toluene Isoconcentration Map - Bedrock Unit_Portrait.mxd

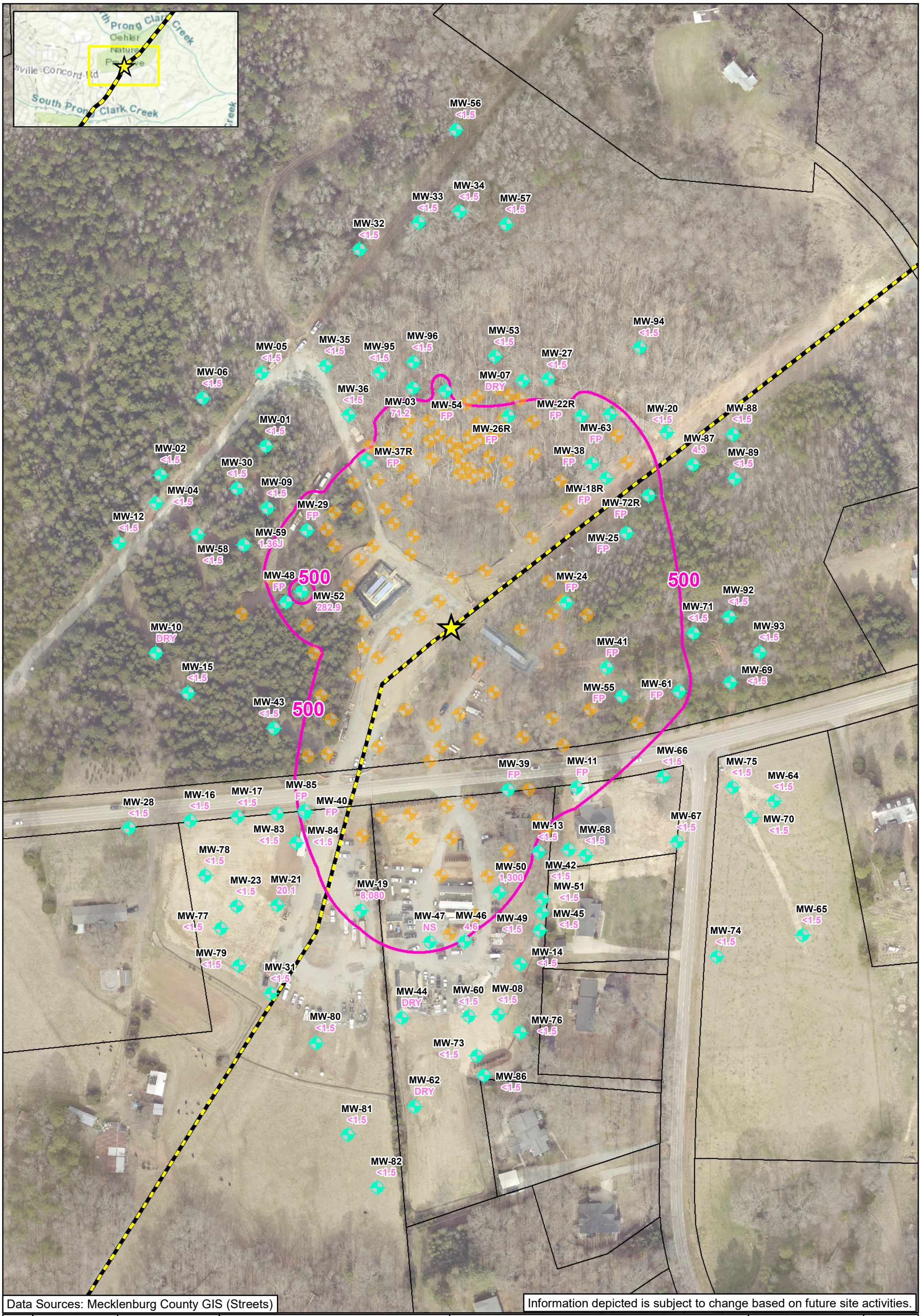

Data Sources: Mecklenburg County GIS (Streets)

Information depicted is subject to change based on future site activities.

Checked By:	AS
Created By:	CW
Scale:	1 " = 150 FT
Date/Time:	02/22/2022; 12:00
Project No.:	CPC20126

Total Xylenes Isoconcentration Map
Surficial Unit
Colonial Pipeline Company
2020-L1-SR2448
Huntersville, North Carolina

0 150 300 Feet

Release Site
Pipeline
500 Total Xylenes Isocontour
Recovery Well
Monitoring Well

<0.5 Constituent Not Detected Above Laboratory Practical Quantitation Limit
4.6 Total Xylenes Concentration (µg/L)
FP = Free Product
NS = Not Sampled
µg/L = Micrograms per Liter

NCDEQ 2L Standard for Xylenes is 500 µg/L
Bedrock Wells Not Used For Contouring
J - Estimated concentration above the adjusted method detection limit and below the adjusted reporting limit
Wells denoted (FP) due to LNAPL: MW-11,18R,22R,24,25,26R,29,37R,38,39,40,41,48,54,55,61,63,72R,85
Wells denoted (NS) were not sampled due to the presence of a pump: MW-47; Wells denoted (Dry): MW-07,10,44,62

APEX

FIGURE
14A

Document Path: E:\Apex\Huntersville\Figures\MXDs\Figure 14A-Total Xylenes Isoconcentration Map - Surficial Unit_Portrait.mxd



Checked By:	AS
Created By:	CW
Scale:	1 " = 150 FT
Date/Time:	02/22/2022; 12:01
Project No.:	CPC20126

Total Xylenes Isoconcentration Map
Bedrock Unit
Colonial Pipeline Company
2020-L1-SR2448
Huntersville, North Carolina

0 150 300 Feet

Release Site
Pipeline
−500− Total Xylenes Isocontour
Monitoring Well (Bedrock)

<0.5 Constituent Not Detected Above Laboratory Practical Quantitation Limit
0.0 Total Xylenes Concentration (µg/L)
FP = Free Product
NS = Not Sampled
µg/L = Micrograms per Liter

NCDEQ 2L Standard for Xylenes is 500 µg/L
Surficial Wells Not Used For Contouring
J - Estimated concentration above the adjusted method detection limit and below the adjusted reporting limit
Wells denoted (NS) were not sampled: MW-59D; Wells denoted (Dry); MW-90DD
Wells denoted (FP) due to LNAPL: MW-90D,91D

APEX

FIGURE
14B

Document Path: E:\Apex\Huntersville\Figures\MXDs\Figure 14B-Total Xylenes Isoconcentration Map - Bedrock Unit_Portrait.mxd

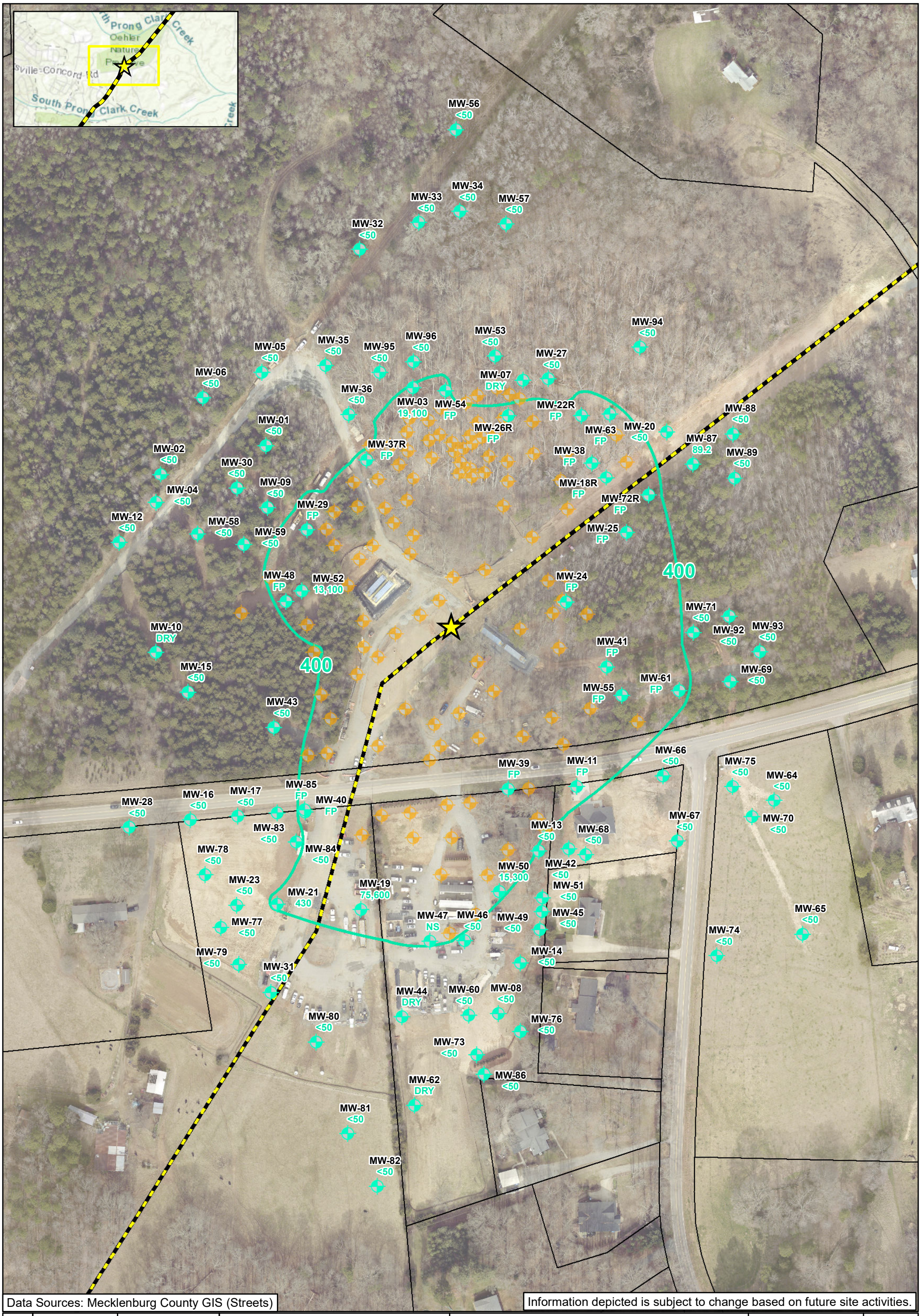

Data Sources: Mecklenburg County GIS (Streets)

Information depicted is subject to change based on future site activities.

Checked By:	AS
Created By:	CW
Scale:	1 " = 150 FT
Date/Time:	02/22/2022; 12:06
Project No.:	CPC20126

C5-C8 Aliphatics Isoconcentration Map
Surficial Unit
Colonial Pipeline Company
2020-L1-SR2448
Huntersville, North Carolina

0 150 300 Feet

Release Site

Pipeline

400 C5-C8 Aliphatics Isocontour (Dashed where Inferred)

Recovery Well

Monitoring Well

<0.5 Constituent Not Detected Above Laboratory Practical Quantitation Limit

430 C5-C8 Aliphatics Concentration (µg/L)

FP = Free Product

NS = Not Sampled

µg/L = Micrograms per Liter

NCDEQ 2L Standard for C5-C8 Aliphatics is 400 µg/L
Bedrock Wells Not Used For Contouring
J - Estimated concentration above the adjusted method detection limit and below the adjusted reporting limit
Wells denoted (FP) due to LNAPL: MW-11,18R,22R,24,25,26R,29,37R,38,39,40,41,48,54,55,61,63,72R,85
Wells denoted (NS) were not sampled due to the presence of a pump: MW-47; Wells denoted (Dry): MW-07,10,44,62

APEX

FIGURE

15A

Document Path: E:\Apex\Huntersville\Figures\MXDs\Figure 15A-C5-C8 Aliphatics Isoconcentration Map - Surficial Unit_Portrait.mxd



Checked By:	AS
Created By:	CW
Scale:	1 " = 150 FT
Date/Time:	02/22/2022; 12:07
Project No.:	CPC20126

C5-C8 Aliphatics Isoconcentration Map
Bedrock Unit
Colonial Pipeline Company
2020-L1-SR2448
Huntersville, North Carolina

0 150 300 Feet

Release Site

Pipeline

−400− C5-C8 Aliphatics Isocontour (Dashed where Inferred)

Monitoring Well (Bedrock)

<0.5 Constituent Not Detected Above Laboratory Practical Quantitation Limit

191 C5-C8 Aliphatics Concentration (µg/L)

FP = Free Product

NS = Not Sampled

µg/L = Micrograms per Liter

NCDEQ 2L Standard for C5-C8 Aliphatics is 400 µg/L
Surficial Wells Not Used For Contouring
J - Estimated concentration above the adjusted method detection limit and below the adjusted reporting limit
Wells denoted (NS) were not sampled: MW-59D; Wells denoted (Dry); MW-90DD
Wells denoted (FP) due to LNAPL: MW-90D,91D

APEX

FIGURE
15B

Document Path: E:\Apex\Huntersville\Figures\MXDs\Figure 15B-C5-C8 Aliphatics Isoconcentration Map - Bedrock Unit_Portrait.mxd

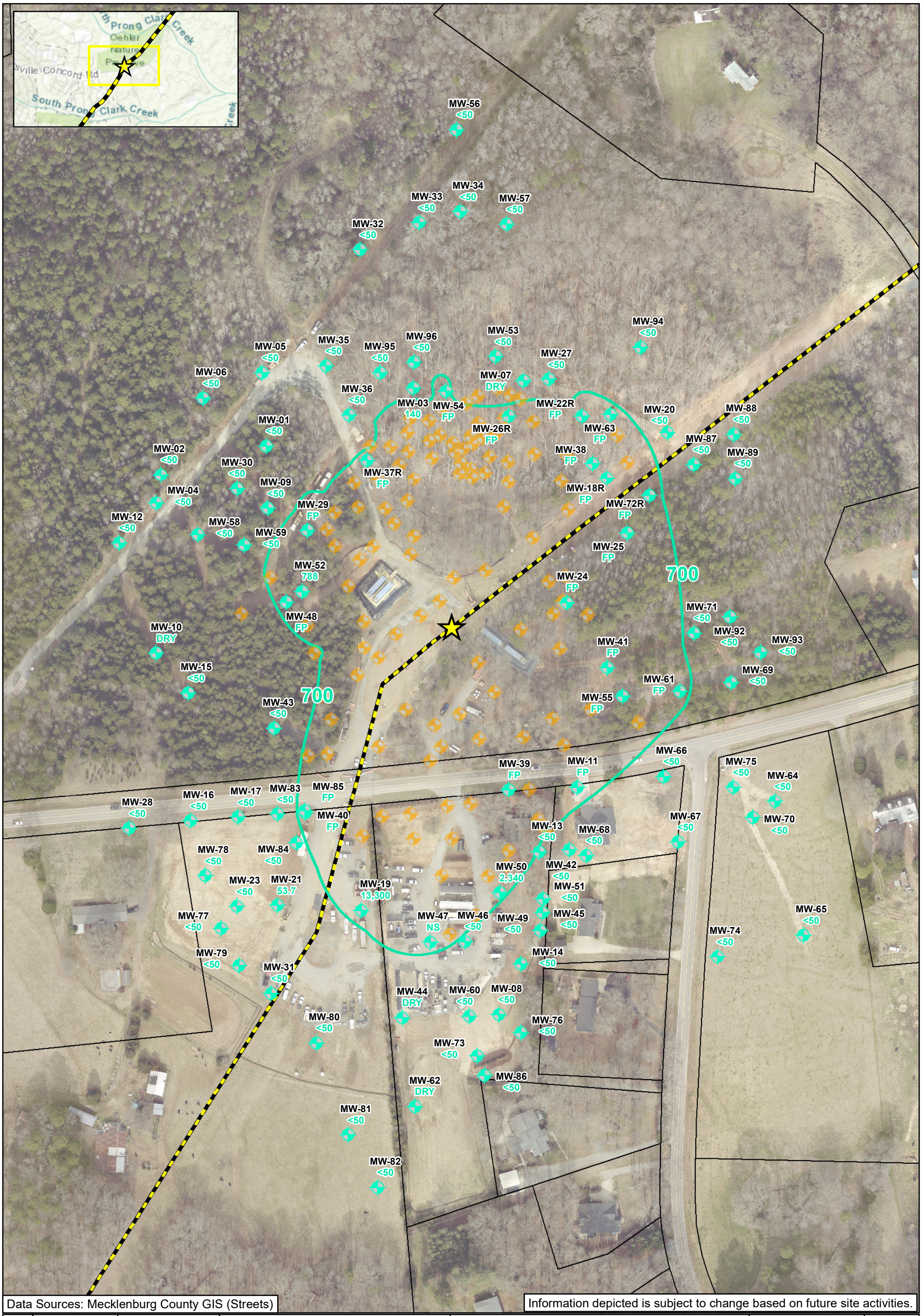

Data Sources: Mecklenburg County GIS (Streets)

Information depicted is subject to change based on future site activities.

Checked By:	AS
Created By:	CW
Scale:	1 " = 150 FT
Date/Time:	02/22/2022; 12:09
Project No.:	CPC20126

C9-C12 Aliphatics Isoconcentration Map
Surficial Unit
Colonial Pipeline Company
2020-L1-SR2448
Huntersville, North Carolina

0 150 300 Feet

Release Site
Pipeline
700 C9-C12 Aliphatics Isocontour (Dashed where Inferred)
Recovery Well
Monitoring Well

<0.5 Constituent Not Detected Above Laboratory Practical Quantitation Limit
53.7 C9-C12 Aliphatics Concentration (µg/L)
FP = Free Product
NS = Not Sampled
µg/L = Micrograms per Liter

NCDEQ 2L Standard for C9-C12 Aliphatics is 700 µg/L
Bedrock Wells Not Used For Contouring
J - Estimated concentration above the adjusted method detection limit and below the adjusted reporting limit
Wells denoted (FP) due to LNAPL: MW-11,18R,22R,24,25,26R,29,37R,38,39,40,41,48,54,55,61,63,72R,85
Wells denoted (NS) were not sampled due to the presence of a pump: MW-47; Wells denoted (Dry): MW-07,10,44,62

APEX

FIGURE
16A

Document Path: E:\Apex\Huntersville\Figures\MXDs\Figure 16A-C9-C12 Aliphatics Isoconcentration Map - Surficial Unit_Portrait.mxd



Checked By:	AS
Created By:	CW
Scale:	1 " = 150 FT
Date/Time:	02/22/2022; 12:09
Project No.:	CPC20126

C9-C12 Aliphatics Isoconcentration Map
Bedrock Unit
Colonial Pipeline Company
2020-L1-SR2448
Huntersville, North Carolina

0 150 300 Feet

Release Site

Pipeline

700 C9-C12 Aliphatics Isocontour (Dashed where Inferred)

Monitoring Well (Bedrock)

<0.5 Constituent Not Detected Above Laboratory Practical Quantitation Limit

0.0 C9-C12 Aliphatics Concentration (µg/L)

FP = Free Product

NS = Not Sampled

µg/L = Micrograms per Liter

NCDEQ 2L Standard for C9-C12 Aliphatics is 700 µg/L
Bedrock Wells Not Used For Contouring
J - Estimated concentration above the adjusted method detection limit and below the adjusted reporting limit
Wells denoted (NS) were not sampled: MW-59D; Wells denoted (Dry); MW-90DD
Wells denoted (FP) due to LNAPL: MW-90D,91D

APEX

FIGURE

16B

Document Path: E:\Apex\Huntersville\Figures\MXDs\Figure 16B-C9-C12 Aliphatics Isoconcentration Map - Bedrock Unit_Portrait.mxd

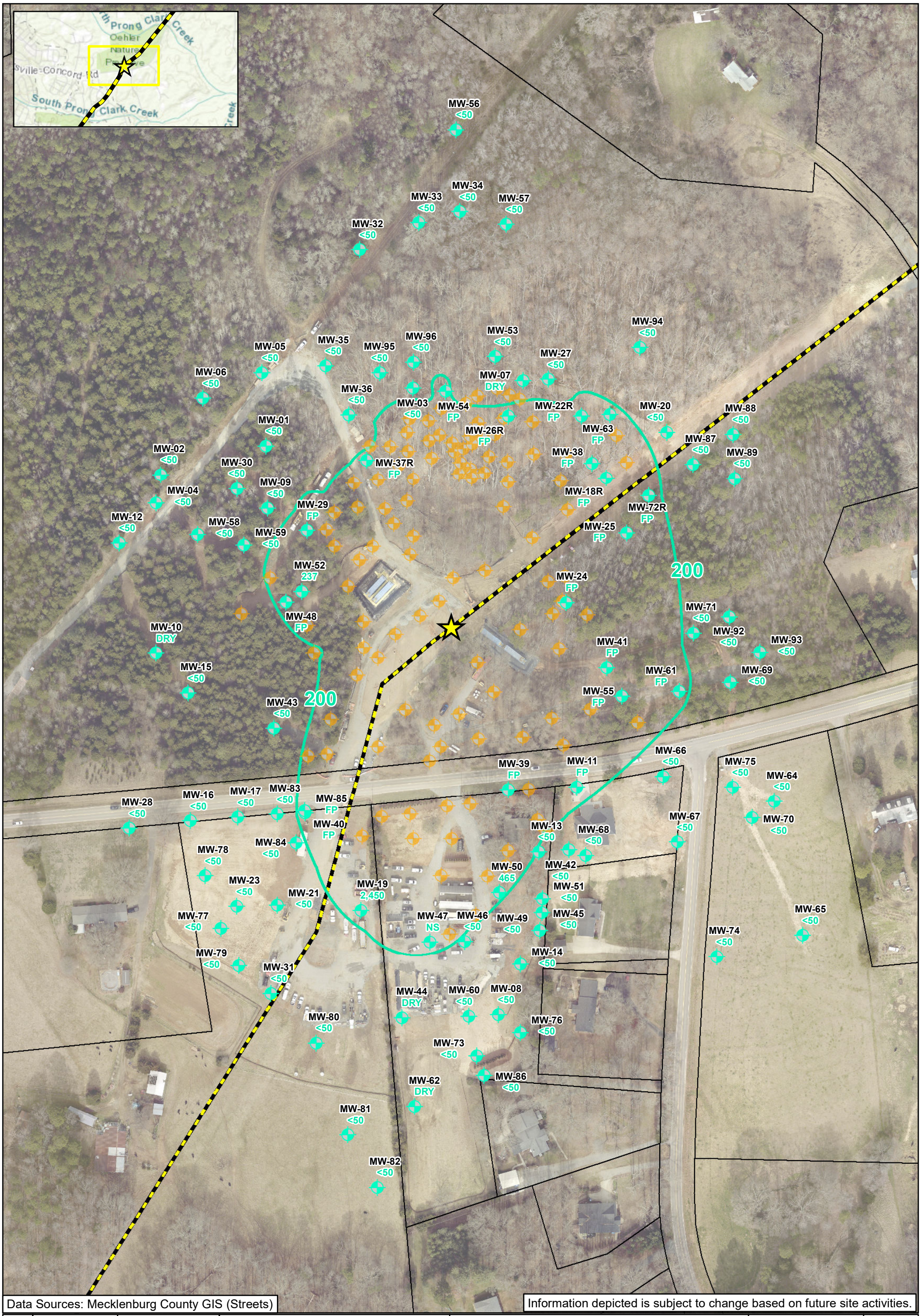

Data Sources: Mecklenburg County GIS (Streets)

Information depicted is subject to change based on future site activities.

Checked By:	AS
Created By:	CW
Scale:	1 " = 150 FT
Date/Time:	02/22/2022; 12:12
Project No.:	CPC20126

C9-C10 Aromatics Isoconcentration Map
Surficial Unit
Colonial Pipeline Company
2020-L1-SR2448
Huntersville, North Carolina

0 150 300 Feet

Release Site
Pipeline
200 C9-C10 Aromatics Isocontour (Dashed where Inferred)
Recovery Well
Monitoring Well

<0.5 Constituent Not Detected Above Laboratory Practical Quantitation Limit
465 C9-C10 Aromatics Concentration (µg/L)
FP = Free Product
NS = Not Sampled
µg/L = Micrograms per Liter

NCDEQ 2L Standard for C9-C10 Aromatics is 200 µg/L
Bedrock Wells Not Used For Contouring
J - Estimated concentration above the adjusted method detection limit and below the adjusted reporting limit
Wells denoted (FP) due to LNAPL: MW-11,18R,22R,24,25,26R,29,37R,38,39,40,41,48,54,55,61,63,72R,85
Wells denoted (NS) were not sampled due to the presence of a pump: MW-47; Wells denoted (Dry): MW-07,10,44,62

APEX

FIGURE
17A

Document Path: E:\Apex\Huntersville\Figures\MXDs\Figure 17A-C9-C10 Aromatics Isoconcentration Map - Surficial Unit_Portait.mxd



Checked By:	AS
Created By:	CW
Scale:	1 " = 150 FT
Date/Time:	02/22/2022; 12:13
Project No.:	CPC20126

C9-C10 Aromatics Isoconcentration Map
Bedrock Unit
Colonial Pipeline Company
2020-L1-SR2448
Huntersville, North Carolina

0 150 300 Feet

Release Site

Pipeline

200 C9-C10 Aromatics Isocontour (Dashed where Inferred)

Monitoring Well (Bedrock)

<0.5 Constituent Not Detected Above Laboratory Practical Quantitation Limit

0.0 C9-C10 Aromatics Concentration (µg/L)

FP = Free Product

NS = Not Sampled

µg/L = Micrograms per Liter

NCDEQ 2L Standard for C9-C10 Aromatics is 200 µg/L
Bedrock Wells Not Used For Contouring
J - Estimated concentration above the adjusted method detection limit and below the adjusted reporting limit
Wells denoted (NS) were not sampled: MW-59D; Wells denoted (Dry); MW-90DD
Wells denoted (FP) due to LNAPL: MW-90D,91D

APEX

FIGURE

17B

Document Path: E:\Apex\Huntersville\Figures\MXDs\Figure 17B-C9-C10 Aromatics Isoconcentration Map - Bedrock Unit_Portait.mxd

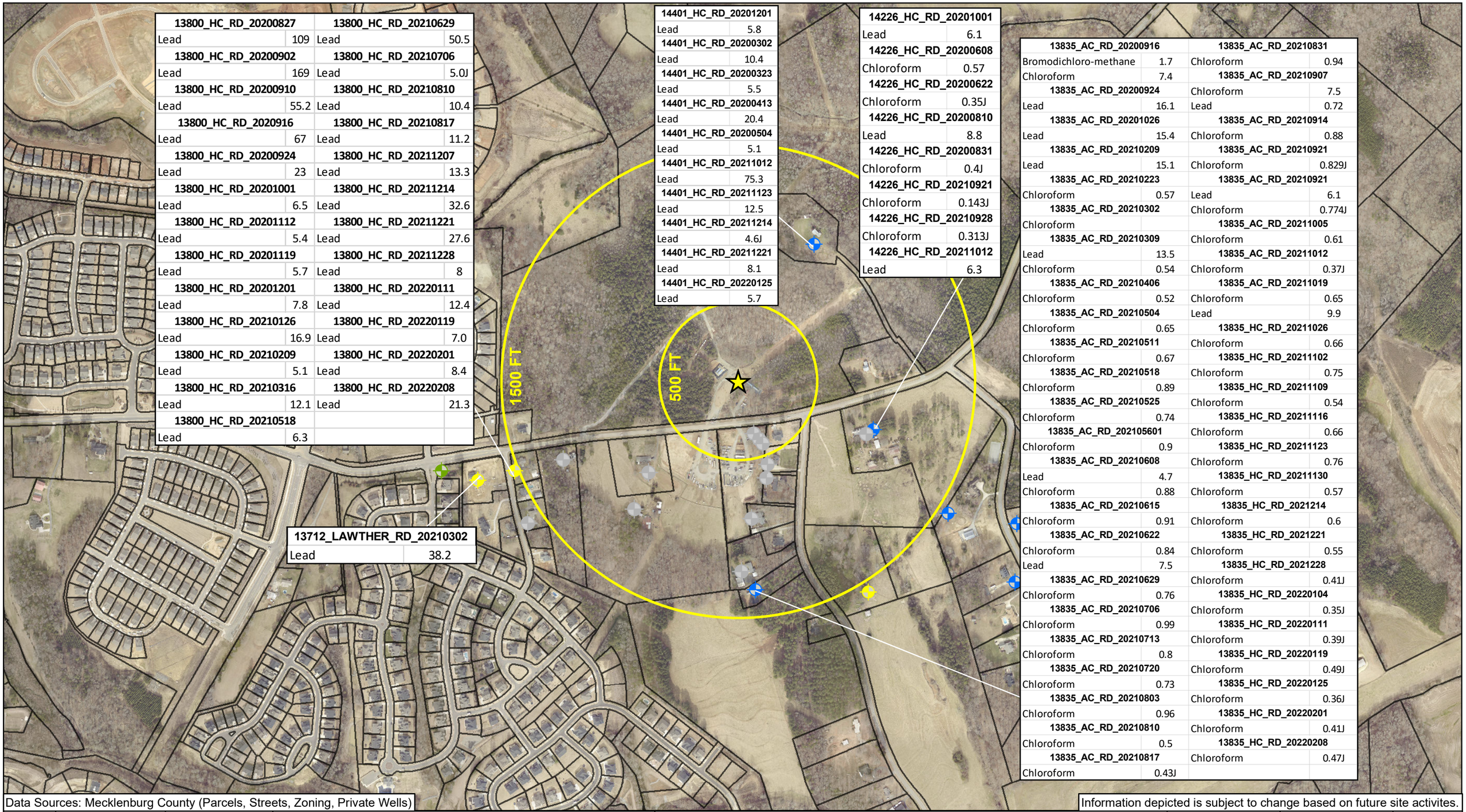

13800_HC_RD_20200827		13800_HC_RD_20210629	
Lead	109	Lead	50.5
13800_HC_RD_20200902		**13800_HC_RD_20210706**	
Lead	169	Lead	5.0J
13800_HC_RD_20200910		**13800_HC_RD_20210810**	
Lead	55.2	Lead	10.4
13800_HC_RD_2020916		**13800_HC_RD_20210817**	
Lead	67	Lead	11.2
13800_HC_RD_20200924		**13800_HC_RD_20211207**	
Lead	23	Lead	13.3
13800_HC_RD_20201001		**13800_HC_RD_20211214**	
Lead	6.5	Lead	32.6
13800_HC_RD_20201112		**13800_HC_RD_20211221**	
Lead	5.4	Lead	27.6
13800_HC_RD_20201119		**13800_HC_RD_20211228**	
Lead	5.7	Lead	8
13800_HC_RD_20201201		**13800_HC_RD_20220111**	
Lead	7.8	Lead	12.4
13800_HC_RD_20210126		**13800_HC_RD_20220119**	
Lead	16.9	Lead	7.0
13800_HC_RD_20210209		**13800_HC_RD_20220201**	
Lead	5.1	Lead	8.4
13800_HC_RD_20210316		**13800_HC_RD_20220208**	
Lead	12.1	Lead	21.3
13800_HC_RD_20210518			
Lead	6.3		

14401_HC_RD_20201201	
Lead	5.8
14401_HC_RD_20200302	
Lead	10.4
14401_HC_RD_20200323	
Lead	5.5
14401_HC_RD_20200413	
Lead	20.4
14401_HC_RD_20200504	
Lead	5.1
14401_HC_RD_20211012	
Lead	75.3
14401_HC_RD_20211123	
Lead	12.5
14401_HC_RD_20211214	
Lead	4.6J
14401_HC_RD_20211221	
Lead	8.1
14401_HC_RD_20220125	
Lead	5.7

14226_HC_RD_20201001	
Lead	6.1
14226_HC_RD_20200608	
Chloroform	0.57
14226_HC_RD_20200622	
Chloroform	0.35J
14226_HC_RD_20200810	
Lead	8.8
14226_HC_RD_20200831	
Chloroform	0.4J
14226_HC_RD_20210921	
Chloroform	0.143J
14226_HC_RD_20210928	
Chloroform	0.313J
14226_HC_RD_20211012	
Lead	6.3

13835_AC_RD_20200916		13835_AC_RD_20210831	
Bromodichloro-methane	1.7	Chloroform	0.94
Chloroform	7.4	**13835_AC_RD_20210907**	
13835_AC_RD_20200924		Chloroform	7.5
Lead	16.1	Lead	0.72
13835_AC_RD_20201026		**13835_AC_RD_20210914**	
Lead	15.4	Chloroform	0.88
13835_AC_RD_20210209		**13835_AC_RD_20210921**	
Lead	15.1	Chloroform	0.829J
13835_AC_RD_20210223		**13835_AC_RD_20210921**	
Chloroform	0.57	Lead	6.1
13835_AC_RD_20210302		Chloroform	0.774J
Chloroform		**13835_AC_RD_20211005**	
13835_AC_RD_20210309		Chloroform	0.61
Lead	13.5	**13835_AC_RD_20211012**	
Chloroform	0.54	Chloroform	0.37J
13835_AC_RD_20210406		**13835_AC_RD_20211019**	
Chloroform	0.52	Chloroform	0.65
13835_AC_RD_20210504		Lead	9.9
Chloroform	0.65	**13835_HC_RD_20211026**	
13835_AC_RD_20210511		Chloroform	0.66
Chloroform	0.67	**13835_HC_RD_20211102**	
13835_AC_RD_20210518		Chloroform	0.75
Chloroform	0.89	**13835_HC_RD_20211109**	
13835_AC_RD_20210525		Chloroform	0.54
Chloroform	0.74	**13835_HC_RD_20211116**	
13835_AC_RD_202105601		Chloroform	0.66
Chloroform	0.9	**13835_HC_RD_20211123**	
13835_AC_RD_20210608		Chloroform	0.76
Lead	4.7	**13835_HC_RD_20211130**	
Chloroform	0.88	Chloroform	0.57
13835_AC_RD_20210615		**13835_HC_RD_2021214**	
Chloroform	0.91	Chloroform	0.6
13835_AC_RD_20210622		**13835_HC_RD_2021221**	
Chloroform	0.84	Chloroform	0.55
Lead	7.5	**13835_HC_RD_2021228**	
13835_AC_RD_20210629		Chloroform	0.41J
Chloroform	0.76	**13835_HC_RD_20220104**	
13835_AC_RD_20210706		Chloroform	0.35J
Chloroform	0.99	**13835_HC_RD_20220111**	
13835_AC_RD_20210713		Chloroform	0.39J
Chloroform	0.8	**13835_HC_RD_20220119**	
13835_AC_RD_20210720		Chloroform	0.49J
Chloroform	0.73	**13835_HC_RD_20220125**	
13835_AC_RD_20210803		Chloroform	0.36J
Chloroform	0.96	**13835_HC_RD_20220201**	
13835_AC_RD_20210810		Chloroform	0.41J
Chloroform	0.5	**13835_HC_RD_20220208**	
13835_AC_RD_20210817		Chloroform	0.47J
Chloroform	0.43J		

13712_LAWTHER_RD_20210302	
Lead	38.2

Data Sources: Mecklenburg County (Parcels, Streets, Zoning, Private Wells)

Information depicted is subject to change based on future site activites.

Checked By:	JM
Created By:	CW
Scale:	1 " = 550 FT
Created On:	02/17/2022; 11:52
Project No.:	CPC20126

Water Supply Well Sampling Results (Detections Only)
Colonial Pipeline Company
2020-L1-SR2448
Huntersville, North Carolina

0 550 1,100 1,650 Feet

Sampled Water Supply Wells:

- Release Site
- Parcel Boundaries
- Non-Potable Use Well
- Potable Use Well
- Inactive Use Well
- Abandoned Well

Note:
All data in units of micrograms per liter (µg/L).
Well locations are approximated and sampling commenced once access was allowed.

APEX

FIGURE 18

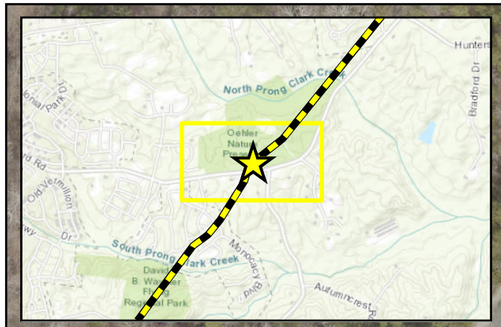

HUNTERSVILLE-CONCORD RD

ASBURY CHAPEL RD

AS-23
PV-18
AS-22
SVP-14
PV-17
AS-21
PV-16
AS-20
PV-15
SVP-15
AS-19
PV-14
AS-18
PV-12
PV-13
AS-17
AS-16
SVP-10
AS-07
PV-05
AS-06
PV-04
SVP-08
SVP-09
SVP-12
AS-02
AS-03
SVP-11
PV-01
AS-04
PV-02
AS-05
AS-08
PV-06
AS-09
PV-07
SVP-06
SVP-07
SVP-02
SVP-03
SVP-01
SVP-04
SVP-13
AS-12
AS-13
PV-10
AS-14
AS-15
PV-11
PV-09
SVP-05
AS-11
PV-08
AS-10

Data Sources: Mecklenburg County GIS (Streets), US Geological Survey (Elevation Products)

Checked By:	AS
Created By:	CW
Scale:	1 " = 100 FT
Date/Time:	01/26/2022; 14:58
Project No.:	CPC20126

Air Sparge System Layout & Risk Calculator Output
Colonial Pipeline Company
2020-L1-SR2448
Huntersville, North Carolina

0 100 200 300 Feet

Release Site
Pipeline
Air Sparge Well
Soil Vapor Extraction Well
Soil Vapor Monitoring Point
AreaRae Monitoring Station

Note: The following locations were inactive during the period of 8/23-9/10: AS-15, PV-11, AS-14, PV-10, AS-13, PV-09, AS-12, AS-11, AS-10

APEX

FIGURE 19

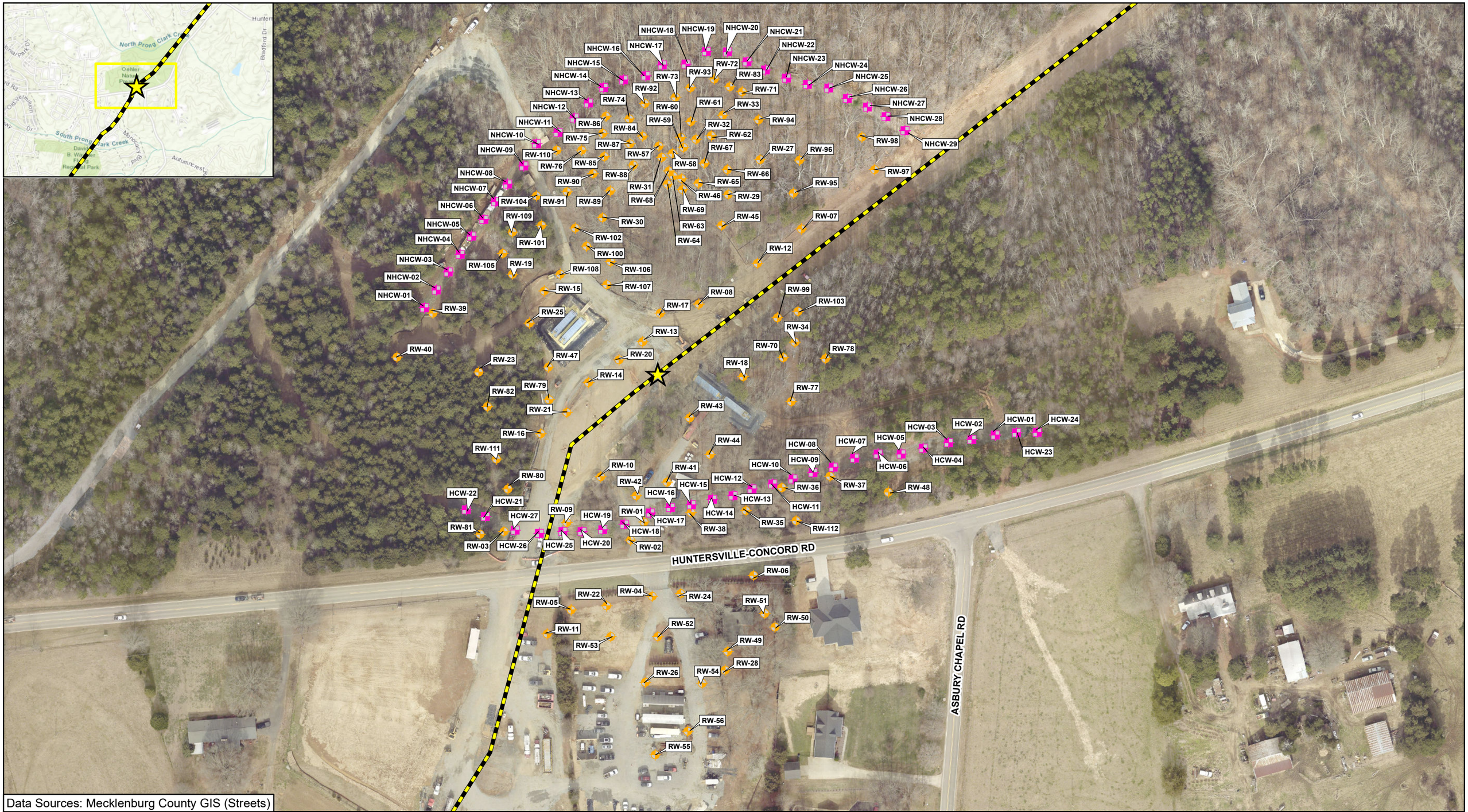

Data Sources: Mecklenburg County GIS (Streets)

Checked By:	AS
Created By:	CW
Scale:	1 " = 120 FT
Date/Time:	02/16/2022; 12:07
Project No.:	CPC20126

Recovery and Hydraulic Control Well System Layout
Colonial Pipeline Company
2020-L1-SR2448
Huntersville, North Carolina

0 120 240 360 Feet

Release Site
Pipeline
Recovery Well
Hydraulic Control Well

APEX

FIGURE
20

TABLES

Table 1
Summary of Pipeline Excavation Soil Sampling Results

Colonial Pipeline Company
2020-L1-SR2448
Huntersville, North Carolina

Lab Report	Sample ID	Sample Date	Volatile Organic Compounds (EPA 8260D) (mg/kg)																								MADEP VPH (mg/kg)			
			1,1,2-Trichloroethane	1,1-Dichloroethane	1,2,3-Trimethylbenzene	1,2,4-Trimethylbenzene	1,3,5-Trimethylbenzene	2-Butanone (MEK)	Acetone	Benzene	Chlorobenzene	Chloroform	Diisopropyl ether	Ethylbenzene	Isopropylbenzene (Cumene)	Methyl-tert-butyl ether	Methylene Chloride	Naphthalene	Styrene	Tetrachloroethene	Toluene	o-Xylene	Xylene (Total)	n-Butylbenzene	n-Propylbenzene	p-Isopropyltoluene	sec-Butylbenzene	Aliphatic (C05-C08)	Aliphatic (C09-C12)	Aromatic (C09-C10), Unadjusted	Total VPH
Soil-to-Water MSCCs			**0.0032**	**0.0019**	**NE**	**6.6**	**6.6**	**16**	**24**	**0.0072**	**0.44**	**0.34**	**0.32**	**8.0**	**1.3**	**0.085**	**0.023**	**0.2**	**0.9**	**0.0050**	**6.0**	**6.0**	**6.0**	**2.4**	**1.4**	**NE**	**2.2**	**68**	**540**	**31**	**NE**
Residential MSCCs			**11.6**	**7.29**	**NE**	**156**	**156**	**9,380**	**14,000**	**12**	**312**	**21**	**NE**	**60.3**	**1,560**	**156**	**93.8**	**5.5**	**3,120**	**93.8**	**3,120**	**3,120**	**3,120**	**782**	**1,560**	**NE**	**1,560**	**625**	**1,560**	**469**	**NE**
Industrial / Commercial MSCCs			**57.3**	**35.9**	**NE**	**2,330**	**2,330**	**140,000**	**210,000**	**59.4**	**4,670**	**105**	**2,330**	**297**	**23,330**	**1,810**	**1,400**	**27**	**46,700**	**1,400**	**46,700**	**46,700**	**46,700**	**11,600**	**23,300**	**NE**	**23,300**	**9,340**	**23,300**	**7,000**	**NE**
92506678	North Wall	11/17/2020	<0.00446	<0.00446	<0.00891	**0.00441J**	<0.00891	<0.178	<0.0891	**0.0203**	<0.00446	<0.00446	<0.00178	**0.00665**	<0.00446	**0.000981J**	<0.0446	<0.0224	<0.0224	<0.00446	**0.0666**	NA	**0.0323**	<0.0224	<0.00891	<0.00891	<0.0224	<8.65	<8.65	<8.65	<8.65
92506678	South Wall	11/17/2020	<0.00649	<0.00649	<0.0130	**0.00538J**	<0.0130	<0.259	<0.130	**0.0222**	<0.00649	<0.00649	<0.00259	**0.0168**	<0.00649	**0.0582**	**0.0178J**	<0.0324	<0.0324	<0.00649	**0.147**	NA	**0.0722**	<0.0324	<0.0130	<0.0130	<0.0324	<8.64	<8.64	<8.64	<8.64
92506486	0-B	11/15/2020	<0.00450	<0.00450	**0.0508**	**0.0784**	**0.0350**	<0.180	<0.0901	**0.00225**	<0.00450	<0.00450	<0.00180	**0.00411J**	**0.000995J**	<0.00180	<0.0450	**0.122**	<0.0225	<0.00450	**0.0108**	NA	**0.0286**	<0.0225	**0.00368J**	**0.0119**	**0.00541J**	<9.22	**4.63J**	<9.22	**4.63J**
92506486	0-E	11/15/2020	<0.00431	<0.00431	<0.00862	**0.00281J**	<0.00862	<0.172	<0.0862	<0.00172	<0.00431	<0.00431	<0.00172	**0.00150J**	<0.00431	**0.00248**	<0.0431	<0.0216	**0.000412J**	<0.00431	**0.00252J**	NA	**0.00179J**	<0.0216	<0.00862	<0.00862	<0.0216	<8.68	<8.68	<8.68	<8.68
92506486	0-W	11/15/2020	<0.00440	<0.00440	**0.0132**	**0.0372**	**0.0159**	<0.176	<0.0880	**0.138**	<0.00440	<0.00440	**0.00525**	**0.0284**	**0.00161J**	**0.000880J**	<0.0440	<0.0220	<0.0220	<0.00440	**0.518**	NA	**0.287**	<0.0220	**0.00498J**	<0.00880	<0.0220	**3.97J**	<8.86	<8.86	**3.97J**
92506486	25-B	11/15/2020	<0.00451	<0.00451	**0.0341**	**0.101**	**0.0466**	<0.181	<0.0903	**0.0143**	<0.00451	<0.00451	<0.00181	**0.0312**	**0.00289J**	<0.00181	<0.0451	<0.0226	<0.0226	<0.00451	**0.136**	NA	**0.226**	<0.0226	**0.0155**	<0.00903	<0.0226	**4.26J**	**3.34J**	<8.83	**7.60J**
92506486	25-E	11/15/2020	<0.00472	<0.00472	<0.00945	**0.00316J**	<0.00945	<0.189	<0.0945	**0.00185J**	<0.00472	<0.00472	<0.00189	**0.00171J**	<0.00472	**0.00148J**	<0.0472	<0.0236	<0.0236	<0.00472	**0.00584J**	NA	**0.00282J**	<0.0236	<0.00945	<0.00945	<0.0236	**4.57J**	<9.48	<9.48	**4.57J**
92506486	25-W	11/15/2020	<0.00444	<0.00444	**0.0436**	**0.131**	**0.0356**	<0.178	<0.0889	**0.444**	<0.00444	<0.00444	**0.0509**	**0.180**	**0.00685**	**0.00624**	<0.0444	<0.0222	<0.0222	<0.00444	**1.71**	NA	**0.921**	<0.0222	**0.0233**	<0.00889	<0.0222	**7.03J**	**3.99J**	<8.68	**11.0**
92506486	50-B	11/15/2020	<0.00425	<0.00425	**0.00464J**	**0.0145**	**0.00747J**	<0.170	<0.0851	**0.00650**	<0.00425	<0.00425	<0.00170	**0.00541**	<0.00425	<0.00170	<0.0425	<0.0213	<0.0213	<0.00425	**0.0446**	NA	**0.0487**	<0.0213	**0.00185J**	<0.00851	<0.0213	**3.35J**	**4.55J**	<8.59	**7.90J**
92506486	50-E	11/15/2020	<0.0358	<0.0358	<0.0716	**0.0498J**	<0.0716	<1.43	<0.716	**0.0281**	<0.0358	<0.0358	<0.0143	**0.0115J**	**0.0392**	<0.0143	<0.358	**1.03**	<0.179	<0.0358	**0.0682J**	NA	**0.0510J**	**0.240**	<0.0716	<0.0716	**0.0542J**	**5.30J**	<8.99	<8.99	**5.30J**
92506486	50-W	11/15/2020	<0.0354	<0.0354	**61.7**	**219**	**63.8**	<1.41	<0.707	**10.8**	<0.0354	<0.0354	<0.0141	**130**	**11.1**	**0.251**	<0.354	**22.8**	<0.177	<0.0354	**285**	NA	**735**	**11.8**	**45.2**	**2.44**	**4.10**	**1,300**	**1,360**	**567**	**3240**
92506486	75-B	11/16/2020	<0.00425	<0.00425	<0.00850	<0.00850	<0.00850	<0.170	<0.0850	**0.00534**	<0.00425	<0.00425	<0.00170	<0.00425	<0.00425	**0.000623J**	<0.0425	<0.0213	<0.0213	<0.00425	**0.0182**	NA	**0.00566J**	<0.0213	<0.00850	<0.00850	<0.0213	**3.34J**	**3.42J**	<8.30	**6.76J**
92506486	75-E	11/16/2020	<0.00450	<0.00450	<0.00897	**0.00445J**	<0.00897	<0.179	<0.0897	**0.0410**	<0.00450	<0.00450	<0.00179	**0.00812**	<0.00450	<0.00179	**0.0268J**	<0.0224	<0.0224	<0.00450	**0.0999**	NA	**0.0240**	<0.0224	<0.00897	<0.00897	<0.0224	**3.25J**	<8.46	<8.46	**3.25J**
92506486	75-W	11/16/2020	<0.0330	<0.0330	**40.5**	**143**	**40.0**	<1.32	<0.659	**7.53**	<0.0330	<0.0330	<0.0132	**60.6**	**7.43**	**0.149**	<0.330	**15.7**	<0.165	<0.0330	**148**	NA	**346**	**6.61**	**29.2**	**1.56**	**2.78**	**3,960**	**4,460**	**2,010**	**10400**
92506486	100-B	11/16/2020	<0.00360	<0.00360	**0.00308J**	**0.00729**	**0.00390J**	<0.144	<0.0719	**0.00657**	<0.00360	<0.00360	<0.00144	**0.00108J**	<0.00360	<0.00144	<0.0360	<0.0180	<0.0180	<0.00360	**0.0164**	NA	**0.00749J**	<0.0180	<0.00719	<0.00719	<0.0180	**16.4**	<7.15	<7.15	**16.4**
92506486	100-E	11/16/2020	<0.00436	<0.00436	**0.00341J**	**0.0190**	**0.00981**	<0.174	<0.0871	**0.147**	<0.00436	<0.00436	<0.00174	**0.0373**	**0.00111J**	<0.00174	<0.0436	<0.0218	<0.0218	<0.00436	**0.420**	NA	**0.156**	<0.0218	**0.00850J**	<0.00871	<0.0218	**3.58J**	<8.81	<8.81	**3.58J**
92506486	100-W	11/16/2020	<0.00505	<0.00505	**0.0595**	**0.148**	**0.0492**	<0.202	<0.101	**0.786**	<0.00505	<0.00505	**0.138**	**0.0593**	**0.00106J**	**0.0125**	**0.0380J**	<0.0253	<0.0253	<0.00505	**1.98**	NA	**1.33**	<0.0253	**0.00211J**	<0.0101	<0.0253	**6.10J**	**4.63J**	<9.61	**10.7**
92506486	125-B	11/16/2020	<0.00328	<0.00328	**0.00423J**	**0.00767**	**0.00498J**	<0.131	<0.0655	**0.0949**	<0.00328	<0.00328	<0.00131	<0.00328	<0.00328	**0.00117J**	<0.0328	<0.0164	<0.0164	<0.00328	**0.152**	NA	**0.0761**	<0.0164	<0.00655	<0.00655	<0.0164	**8.05**	<6.54	<6.54	**8.05**
92506486	125-E	11/16/2020	<0.00308	<0.00308	<0.00616	<0.00616	<0.00616	<0.123	<0.0616	**0.0172**	<0.00308	<0.00308	<0.00123	**0.00155J**	<0.00308	<0.00123	<0.0308	<0.0154	<0.0154	<0.00308	**0.0362**	NA	**0.0103**	<0.0154	<0.00616	<0.00616	<0.0154	**2.53J**	<6.39	<6.39	**2.53J**
92506486	125-W	11/16/2020	<0.00376	<0.00376	<0.00752	<0.00752	<0.00752	<0.150	<0.0752	**0.0172**	<0.00376	<0.00376	**0.0119**	<0.00376	<0.00376	<0.00150	<0.0376	<0.0188	<0.0188	<0.00376	**0.00585J**	NA	**0.0156**	<0.0188	<0.00752	<0.00752	<0.0188	<7.58	<7.58	<7.58	<7.58
92506486	150-B	11/16/2020	<0.139	<0.139	**20.2**	**69.2**	**21.6**	<5.58	<2.79	**4.63**	<0.139	**0.656**	**0.386**	**30.8**	**2.86**	<0.0558	<1.39	**5.33**	<0.697	<0.139	**49.2**	NA	**206**	**3.68**	**13.8**	**0.663**	**1.36**	**894**	**472**	**216**	**1580**
92506486	150-E	11/16/2020	<0.00342	<0.00342	**0.00491J**	<0.00684	**0.00346J**	<0.137	<0.0684	**0.083**	<0.00342	<0.00342	<0.00137	**0.00137J**	<0.00342	<0.00137	<0.0342	<0.0171	<0.0171	<0.00342	**0.0553**	NA	**0.0480**	<0.0171	<0.00684	<0.00684	<0.0171	**3.86J**	<6.99	<6.99	**3.86J**
92506486	150-W	11/16/2020	<0.00342	<0.00342	**0.150**	**0.120**	**0.0858**	<0.149	<0.0684	**0.436**	<0.00342	<0.00372	<0.00137	**0.00137J**	**0.00465**	**0.0320**	<0.0372	<0.0171	<0.0171	<0.00342	**0.0553**	NA	**0.0480**	<0.0171	<0.00684	<0.00684	<0.0171	**4.46J**	**3.68J**	<6.99	**3.86J**
92506486	175-B	11/16/2020	<0.0572	<0.0572	**44.9**	**141**	**49.1**	**23.1**	<1.14	**10.8**	<0.0572	**1.84**	<0.0229	**87.8**	**6.85**	<0.0229	<0.572	**25.3**	<0.286	<0.0572	**136**	NA	**559**	**8.44**	**32.5**	**1.40**	**2.37**	**2,750**	**2,250**	**650**	**2250**
92506486	175-E	11/16/2020	<0.0295	<0.0295	**7.04**	**23.6**	**7.12**	<1.18	<0.589	**2.03**	<0.0295	<0.0295	**1.77**	**10.9**	**0.854**	**0.239**	<0.295	**2.93**	<0.147	<0.0295	**18.4**	NA	**68.5**	**1.06**	**4.42**	**0.243**	**0.442**	**1,800**	**2,610**	**725**	**4400**
92506486	175-W	11/16/2020	<0.127	<0.127	**84.5**	**277**	**98**	<5.08	<2.54	**27.4**	<0.127	<0.127	**11.0**	**193**	**16.1**	**0.588**	<1.27	**29.2**	<0.635	<0.127	**348**	NA	**1,250**	**14.2**	**68.5**	**2.64**	**4.78**	**4,800**	**4,720**	**686**	**9520**
92506678	200-B	11/17/2020	<0.00444	<0.00444	**0.783**	**0.904**	**0.799**	<0.178	<0.0888	**0.527**	<0.00444	<0.00444	**2.25**	**0.0296**	**0.00408J**	**0.233**	<0.0444	**0.0827**	<0.0222	<0.00444	**0.609**	<7.2	**2.89**	<0.0222	**0.0101**	**0.0277**	**0.0121J**	**26.1**	**16.0**	**3.43J**	**42.1**
92506678	200-E	11/17/2020	<0.0711	<0.0711	**136**	**495**	**149**	<2.84	<1.42	**56.2**	**0.353**	<0.0711	**22.9**	**398**	**19.8**	**1.49**	<0.711	**59.5**	<0.356	<0.0711	**877**	<6.3	**2,210**	**27.2**	**106**	**4.31**	**8.25**	**8,490**	**4,310**	**1,480**	**14300**
92506678	200-W	11/17/2020	<0.0734	<0.0734	**96.4**	**348**	**105**	<2.94	<1.47	**10.1**	**0.308**	<0.0734	**3.35**	**153**	**14.7**	**0.280**	<0.734	**43.7**	<0.367	**0.0945**	**201**	**3.6**	**997**	**19.8**	**68.5**	**3.13**	**6.83**	**1,930**	**3,820**	**1,150**	**5750**
92506678	225-B	11/17/2020	<0.182	<0.182	**103**	**354**	**110**	<7.30	<3.65	**9.34**	<0.182	<0.182	**1.13**	**190**	**2.36**	<0.0730	<1.82	**12.7**	<0.912	<0.182	**312**	<4.6	**1,190**	**3.93**	**68.6**	**0.641**	**1.21**	**2,470**	**1,160**	**696**	**4330**
92506678	225-E	11/17/2020	<0.0823	<0.0823	**96.8**	**315**	**90.4**	<3.29	<1.65	**60.4**	<0.0823	<0.0823	**3.42**	**199**	**29.8**	**0.497**	<0.823	**45.6**	<0.412	<0.0823	**517**	<5	**1,100**	**22.9**	**102**	**5.10**	**9.63**	**5,090**	**6,240**	**1,500**	**11300**
92506678	225-W	11/17/2020	<0.0834	<0.0834	**129**	**439**	**125**	<3.34	<1.67	**49.1**	**0.395**	<0.0834	**2.77**	**310**	**34.2**	**0.225**	<0.834	**60.9**	<0.417	<0.0834	**661**	<5.5	**1,700**	**25.4**	**104**	**5.49**	**10.6**	**6,790**	**4,680**	**1,700**	**13200**
92506678	250-B	11/17/2020	<0.0824	<0.0824	**79.7**	**260**	**78.1**	<3.29	<1.65	**42.2**	<0.0824	<0.0824	**3.28**	**130**	**13.6**	**0.336**	<0.824	**32.8**	<0.413	<0.0824	**344**	<4.9	**705**	**13.5**	**55.2**	**2.95**	**4.61**	**44.5**	**38.2**	**25.7**	**108**
92506678	250-E	11/17/2020	<0.00437	<0.00437	**0.267**	**0.743**	**0.190**	**0.490**	**1.87**	**1.90**	<0.00437	<0.00437	**0.106**	**0.571**	**0.0206**	**0.0462**	<0.0437	**0.146**	<0.0219	<0.00437	**6.45**	<5.5	**3.45**	**0.0101J**	**0.0832**	<0.00875	<0.0219	**13.0**	**5.25J**	**3.41J**	**21.7**
92506678	250-W	11/17/2020	<0.0927	<0.0927	**148**	**519**	**146**	<3.71	<1.85	**64.0**	**0.391**	<0.0927	**9.94**	**413**	**35.7**	**0.590**	<0.927	**65.2**	<0.464	<0.0927	**935**	<5.5	**2,150**	**24.3**	**116**	**5.33**	**9.09**	**8,610**	**6,250**	**2,180**	**17100**
92506678	275-B	11/17/2020	<0.0832	<0.0832	**75.1**	**243**	**72.6**	<3.33	<1.66	**28.6**	<0.0832	<0.0832	**0.519**	**86.2**	**10.6**	**0.0419**	<0.832	**23.0**	<0.416	<0.0832	**285**	**501**	**469**	**11.9**	**53.6**	**2.43**	**4.03**	**2,660**	**1,230**	**636**	**4530**
92506678	275-E	11/17/2020	<0.00426	<0.00426	**0.159**	**0.461**	**0.134**	<0.170	**0.0871**	**1.08**	<0.00426	<0.00426	**0.0553**	**0.0657**	**0.00294J**	**0.00911**	<0.0426	**0.0349**	<0.0214	<0.00426	**2.86**	<4.9	**2.67**	<0.0214	**0.00673J**	<0.00852	<0.0214	**10.6**	**7.65J**	**4.10J**	**22.3**
92506678	275-W	11/17/2020	<0.00369	<0.00369	**0.548**	**1.58**	**0.416**	**0.428**	**1.13**	**1.33**	<0.00369	<0.00369	**0.273**	**0.820**	**0.0450**	**0.0826**	<0.0369	**0.400**	<0.0184	<0.00369	**6.22**	<5	**4.61**	**0.0503**	**0.226**	**0.0113**	**0.0181J**	**409**	**656**	**241**	**1070**
92506678	300-B	11/17/2020	<0.0792	<0.0792	**0.190**	**0.738**	**0.231**	<3.17	<1.58	**0.342**	<0.0792	<0.0792	<0.0317	<0.0791	**0.0769J**	<0.0317	<0.792	**1.70**	<0.396	<0.0792	**0.720**	<7.7	**0.402**	**0.250J**	**0.121J**	<0.158	<0.396	**16.9**	**2.85J**	<7.91	**19.8**

Table 1
Summary of Pipeline Excavation Soil Sampling Results

Colonial Pipeline Company
2020-L1-SR2448
Huntersville, North Carolina

Lab Report	Sample ID	Sample Date	Volatile Organic Compounds (EPA 8260D) (mg/kg)																								MADEP VPH (mg/kg)			
			1,1,2-Trichloroethane	1,1-Dichloroethane	1,2,3-Trimethylbenzene	1,2,4-Trimethylbenzene	1,3,5-Trimethylbenzene	2-Butanone (MEK)	Acetone	Benzene	Chlorobenzene	Chloroform	Diisopropyl ether	Ethylbenzene	Isopropylbenzene (Cumene)	Methyl-tert-butyl ether	Methylene Chloride	Naphthalene	Styrene	Tetrachloroethene	Toluene	o-Xylene	Xylene (Total)	n-Butylbenzene	n-Propylbenzene	p-Isopropyltoluene	sec-Butylbenzene	Aliphatic (C05-C08)	Aliphatic (C09-C12)	Aromatic (C09-C10), Unadjusted	Total VPH
Soil-to-Water MSCCs			**0.0032**	**0.0019**	**NE**	**6.6**	**6.6**	**16**	**24**	**0.0072**	**0.44**	**0.34**	**0.32**	**8.0**	**1.3**	**0.085**	**0.023**	**0.2**	**0.9**	**0.0050**	**6.0**	**6.0**	**6.0**	**2.4**	**1.4**	**NE**	**2.2**	**68**	**540**	**31**	**NE**
Residential MSCCs			**11.6**	**7.29**	**NE**	**156**	**156**	**9,380**	**14,000**	**12**	**312**	**21**	**NE**	**60.3**	**1,560**	**156**	**93.8**	**5.5**	**3,120**	**93.8**	**3,120**	**3,120**	**3,120**	**782**	**1,560**	**NE**	**1,560**	**625**	**1,560**	**469**	**NE**
Industrial / Commercial MSCCs			**57.3**	**35.9**	**NE**	**2,330**	**2,330**	**140,000**	**210,000**	**59.4**	**4,670**	**105**	**2,330**	**297**	**23,330**	**1,810**	**1,400**	**27**	**46,700**	**1,400**	**46,700**	**46,700**	**46,700**	**11,600**	**23,300**	**NE**	**23,300**	**9,340**	**23,300**	**7,000**	**NE**
92506678	300-E	11/17/2020	<0.00437	<0.00437	**0.0190**	**0.0619**	**0.0193**	<0.175	**0.0656J**	**0.550**	<0.00437	<0.00437	**0.0207**	**0.0232**	**0.000917J**	**0.00327**	<0.0437	<0.0218	<0.0218	<0.00437	**1.39**	<5.7	**0.508**	<0.0218	<0.00873	<0.00873	<0.0218	**4.77J**	**3.86J**	<10.7	**8.63J**
92506678	300-W	11/17/2020	<0.00396	<0.00396	**0.155**	**0.402**	**0.0959**	<0.158	**0.119**	**1.30**	<0.00396	<0.00396	**0.302**	**0.407**	**0.0110**	**0.0942**	<0.0396	**0.0750**	<0.0198	<0.00396	**4.34**	<7.7	**2.71**	<0.0198	**0.0344**	<0.00792	<0.0198	**11.8**	**5.66J**	**2.89J**	**20.3**
92506678	325-B	11/17/2020	<0.00397	<0.00397	**0.0752**	**0.0622**	**0.0893**	<0.159	<0.0793	**0.115**	<0.00397	<0.00397	**0.00192**	**0.00370J**	<0.00397	<0.00159	<0.0397	<0.0198	<0.0198	<0.00397	**0.179**	**554**	**0.219**	<0.0198	**0.00153J**	<0.00793	<0.0198	**25.6**	<8.43	**3.29J**	**28.9**
92506678	325-E	11/17/2020	<0.00399	<0.00399	<0.00799	**0.00518J**	**0.00356J**	<0.160	<0.0799	**0.0659**	<0.00399	<0.00399	<0.00160	<0.00399	<0.00399	**0.00460**	<0.0399	<0.0200	<0.0200	<0.00399	**0.118**	<5.1	**0.0473**	<0.0200	<0.00799	<0.00799	<0.0200	<7.86	<7.86	<7.86	<7.86
92506678	325-W	11/17/2020	<0.00384	<0.00384	**0.228**	**0.668**	**0.178**	<0.154	<0.0769	**1.08**	<0.00384	<0.00384	**0.0787**	**0.210**	**0.00781**	**0.0125**	<0.0384	**0.0962**	<0.0193	<0.00384	**3.77**	<5	**2.26**	**0.00819J**	**0.0264**	**0.00399J**	<0.0193	**11.1**	**5.62J**	**3.87J**	**20.7**
92506678	350-B	11/17/2020	<0.00415	<0.00415	**0.00690J**	**0.00543J**	**0.00629J**	<0.166	<0.0830	**0.00239**	<0.00415	<0.00415	<0.00166	**0.00148J**	<0.00415	<0.00166	<0.0415	<0.0207	<0.0207	<0.00415	**0.0135**	NA	**0.0231**	<0.0207	<0.00830	<0.00830	<0.0207	**5.74J**	<8.46	<8.46	**5.74J**
92506678	350-E	11/17/2020	<0.00394	<0.00394	<0.00788	<0.00788	<0.00788	<0.158	<0.0788	**0.00616**	<0.00394	<0.00394	<0.00158	<0.00394	<0.00394	<0.00158	<0.0394	<0.0197	<0.0197	<0.00394	**0.00708J**	<4.9	**0.00252J**	<0.0197	<0.00788	<0.00788	<0.0197	<7.87	<7.87	<7.87	<7.87
92506678	350-W	11/17/2020	<0.00388	<0.00388	<0.00776	**0.00318J**	<0.00776	<0.155	<0.0776	**0.0379**	<0.00388	<0.00388	<0.00155	<0.00388	<0.00388	<0.00155	<0.0388	<0.0194	<0.0194	<0.00388	**0.0641**	<4.9	**0.0318**	<0.0194	<0.00776	<0.00776	<0.0194	**3.21J**	<9.48	<9.48	**3.21J**
92506678	375-B	11/17/2020	<0.00515	<0.00515	<0.0103	**0.00345J**	<0.0103	<0.206	<0.103	**0.00365**	<0.00515	<0.00515	<0.00206	<0.00515	<0.00515	<0.00206	<0.0515	<0.0257	<0.0257	<0.00515	**0.00875J**	<5.4	**0.00679J**	<0.0257	<0.0103	<0.0103	<0.0257	**4.45J**	<8.76	<8.76	**4.45J**
92506678	375-E	11/17/2020	<0.00458	<0.00458	**0.00527J**	**0.00810J**	<0.00915	<0.183	<0.0915	**0.0310**	<0.00458	<0.00458	<0.00183	<0.00458	<0.00458	<0.00183	<0.0458	<0.0229	<0.0229	<0.00458	**0.0544**	<4.3	**0.0378**	<0.0229	<0.00915	<0.00915	<0.0229	**4.46J**	<8.93	<8.93	**4.46J**
92506678	375-W	11/17/2020	<0.00407	<0.00407	**0.00320J**	<0.00813	<0.00813	<0.163	<0.0813	**0.00845**	<0.00407	<0.00407	<0.00163	<0.00407	<0.00407	**0.000610J**	<0.0407	<0.0203	<0.0203	<0.00407	**0.0192**	<5.7	**0.0115**	<0.0203	<0.00813	<0.00813	<0.0203	<8.21	<8.21	<8.21	<8.21
92516902	L2-0-B	01/14/2021	<0.00325	<0.00325	**0.0125**	**0.0321**	**0.00916**	<0.130	<0.0650	**0.00706**	<0.00325	<0.00325	**0.00348**	**0.00899**	<0.00325	**0.00253**	<0.0325	<0.0162	<0.0162	<0.00325	**0.0379**	NA	**0.0902**	<0.0162	<0.00650	<0.00650	<0.0162	**26.0**	<6.73	<6.73	**31.0**
92516902	L2-0-E	01/14/2021	<0.00312	<0.00312	<0.00623	**0.0104**	<0.00623	**0.156**	<0.0623	**0.00257**	<0.00312	<0.00312	<0.00125	**0.00379**	<0.00312	<0.00125	<0.0312	<0.0156	<0.0156	<0.00312	**0.0162**	NA	**0.0307**	<0.0156	<0.00623	<0.00623	<0.0156	**12.7**	<6.26	<6.26	**15.9**
92516902	L2-0-W	01/14/2021	<0.00429	<0.00429	<0.00858	**0.0192**	<0.00858	**0.278**	<0.0858	**0.0161**	<0.00429	<0.00429	**0.00633**	**0.00905**	<0.00429	<0.00172	<0.0429	<0.0215	<0.0215	<0.00429	**0.0366**	NA	**0.0741**	<0.0215	<0.00858	<0.00858	<0.0215	**36.6**	<8.80	<8.80	**40.3**
92516902	L2-100-B	01/14/2021	<0.0759	<0.0759	**42.6**	**172**	**47.5**	<3.04	<1.52	**24.4**	<0.0759	<0.0759	**7.59**	**152**	**9.02**	**0.554**	<0.759	**29.1**	<0.379	<0.0759	**337**	NA	**865**	**9.96**	**29.9**	**1.65**	**2.87**	**2,530**	**1,750**	**600**	**4880**
92516902	L2-100-E	01/14/2021	<0.0171	<0.0171	<0.0342	<0.0342	<0.0342	<0.684	<0.342	**0.0214**	<0.0171	<0.0171	**0.131**	<0.0171	<0.0171	**0.0197**	<0.171	<0.0855	<0.0855	<0.0171	**0.0973**	NA	**0.188**	<0.0855	<0.0342	<0.0342	<0.0855	**26.3**	<8.42	<8.42	**30.5**
92516902	L2-100-W	01/14/2021	<0.836	<0.836	**43.5**	**153**	**38.5**	<33.5	<16.7	**36.3**	<0.836	<0.836	**17.1**	**186**	**8.38**	**1.61**	<8.36	**36.8**	<4.18	<0.836	**488**	NA	**1,050**	**4.37**	**25.1**	<1.67	<4.18	**3,040**	**3,040**	**825**	**6910**
92516902	L2-125-B	01/14/2021	**2.41**	<0.396	**53.8**	**177**	**43.1**	<15.8	<7.91	**62.3**	<0.396	<0.396	**15.6**	**187**	**10.2**	**1.31**	<3.96	**38.0**	<1.98	<0.396	**558**	NA	**957**	**5.58**	**27.7**	<0.791	**2.41**	**5,300**	**4,610**	<2030	**11600**
92516902	L2-125-E	01/14/2021	<0.00424	<0.00424	<0.00848	**0.0200**	<0.00848	<0.170	<0.0848	<0.00170	<0.00424	<0.00424	<0.00170	**0.00942**	<0.00424	<0.00170	<0.0424	<0.0212	<0.0212	<0.00424	**0.0142**	NA	**0.0602**	<0.0212	<0.00848	<0.00848	<0.0212	<8.48	<8.48	<8.48	<8.48
92516902	L2-125-W	01/14/2021	<0.967	<0.967	**22.2**	**79.9**	**20.3**	<38.7	<19.3	**55.5**	<0.967	<0.967	**31.9**	**103**	**4.28**	**4.24**	<9.67	**24.2**	<4.84	<0.967	**364**	NA	**602**	<4.84	**13.1**	<1.93	<4.84	**3,380**	**2,060**	**542**	**5970**
92516902	L2-150-B	01/14/2021	<0.831	<0.831	**47.8**	**152**	**34.4**	<33.2	<16.6	**57.8**	<0.831	<0.831	**5.40**	**162**	**8.99**	**1.09**	<8.31	**46.2**	<4.15	<0.831	**339**	NA	**890**	**4.68**	**24.3**	<1.66	<4.15	**4,030**	**2,560**	**759**	**7340**
92516902	L2-150-E	01/14/2021	<0.185	<0.185	**65.3**	**74.7**	**59.9**	<7.40	<3.70	**81.4**	<0.185	<0.185	**17.1**	**97.5**	**12.4**	**1.26**	<1.85	**25.3**	<0.925	<0.185	**325**	NA	**570**	**7.10**	**42.5**	**1.34**	<0.925	**2,960**	**3,640**	**586**	**7190**
92516902	L2-150-W	01/14/2021	<0.413	<0.413	**55.5**	**56.3**	**48.1**	<16.5	<8.25	**70.5**	<0.413	<0.413	**2.17**	**51.2**	**12.3**	**0.495**	<4.13	**27.0**	<2.06	<0.413	**231**	NA	**287**	**5.28**	**35.1**	**1.46**	**2.54**	**2,990**	**2,430**	**646**	**6070**
92516902	L2-175-B	01/14/2021	<0.268	<0.268	**56.0**	**119**	**54.4**	<10.7	<5.36	**47.0**	<0.268	<0.268	<0.107	**125**	**10.4**	<0.107	<2.68	**26.9**	<1.34	<0.268	**292**	NA	**360**	**4.89**	**36.6**	**1.31**	<1.34	**4,220**	**3,810**	**1,260**	**9290**
92516902	L2-175-E	01/14/2021	<0.366	**0.745**	**53.5**	**57.9**	**48.0**	<14.7	<7.33	**101**	<0.366	<0.366	**16.0**	**68.3**	**10.8**	**1.44**	<3.66	**12.2**	<1.83	<0.366	**249**	NA	**392**	**5.02**	**32.8**	**1.12**	**2.31**	**4,380**	**3,350**	**811**	**8540**
92516902	L2-175-W	01/14/2021	<0.00525	<0.00525	**0.0191**	**0.0601**	**0.0144**	**0.273**	**0.418**	**0.102**	<0.00525	<0.00525	**0.0128**	**0.0681**	<0.00525	<0.00210	<0.0525	<0.0263	<0.0263	<0.00525	**0.403**	NA	**0.399**	<0.0263	<0.0105	<0.0105	<0.0263	<10.5	<10.5	<10.5	<10.5
92516902	L2-200-B	01/14/2021	<0.00453	<0.00453	**0.0142**	**0.0261**	<0.00907	<0.181	<0.0907	**0.00620**	<0.00453	<0.00453	**0.00448**	**0.00753**	<0.00453	**0.00381**	<0.0453	**0.0502**	<0.0227	<0.00453	**0.0346**	NA	**0.0646**	<0.0227	<0.00907	<0.00907	<0.0227	<9.07	<9.07	<9.07	<9.07
92516902	L2-200-E	01/14/2021	<0.325	<0.325	**99.6**	**218**	**79.8**	<13.0	<6.50	**110**	<0.325	<0.325	**11.8**	**169**	**19.8**	**0.911**	<3.25	**36.7**	<1.62	<0.325	**585**	NA	**991**	**6.74**	**61.9**	**2.14**	**4.13**	**3,460**	**4,520**	**1,230**	**9210**
92516902	L2-200-W	01/14/2021	<0.00423	<0.00423	<0.00845	<0.00845	<0.00845	<0.169	<0.0845	**0.00991**	<0.00423	<0.00423	<0.00169	<0.00423	<0.00423	<0.00169	<0.0423	<0.0211	<0.0211	<0.00423	**0.0235**	NA	**0.0220**	<0.0211	<0.00845	<0.00845	<0.0211	<8.45	<8.45	<8.45	<8.45
92516902	L2-225-B	01/15/2021	<0.00451	<0.00451	<0.00902	<0.00902	<0.00902	<0.180	<0.0902	**0.00561**	<0.00451	<0.00451	**0.00417**	**0.00893**	<0.00451	<0.00180	<0.0451	<0.0225	<0.0225	<0.00451	**0.0316**	NA	**0.0337**	<0.0225	<0.00902	<0.00902	<0.0225	**15.1**	<9.02	<9.02	**15.1**
92516902	L2-225-E	01/15/2021	<0.00453	<0.00453	**0.0378**	**0.0349**	<0.00905	<0.181	<0.0905	<0.00181	<0.00453	<0.00453	**0.0635**	<0.00453	<0.00453	**0.0337**	<0.0453	**0.157**	<0.0226	<0.00453	<0.00905	NA	**0.0230**	<0.0226	<0.00905	<0.00905	<0.0226	**16.7**	<9.05	<9.05	**16.7**
92516902	L2-225-W	01/15/2021	<0.00447	<0.00447	<0.00895	<0.00895	<0.00895	<0.179	<0.0895	**0.0158**	<0.00447	<0.00447	<0.00179	<0.00447	<0.00447	<0.00179	<0.0447	<0.0224	<0.0224	<0.00447	**0.0363**	NA	**0.0190**	<0.0224	<0.00895	<0.00895	<0.0224	<8.95	<8.95	<8.95	<8.95
92516902	L2-243-B	01/15/2021	<0.00396	<0.00396	<0.00792	<0.00792	<0.00792	<0.158	<0.0792	**0.103**	<0.00396	<0.00396	<0.00158	**0.00793**	<0.00396	<0.00158	<0.0396	<0.0198	<0.0198	<0.00396	**0.0922**	NA	**0.0405**	<0.0198	<0.00792	<0.00792	<0.0198	**21.9**	<7.92	<7.92	**21.9**
92516902	L2-243-E	01/15/2021	<0.00509	<0.00509	<0.0102	<0.0102	<0.0102	<0.203	<0.102	**0.0250**	<0.00509	<0.00509	<0.00203	<0.00509	<0.00509	<0.00203	<0.0509	<0.0254	<0.0254	<0.00509	**0.0506**	NA	**0.0182**	<0.0254	<0.0102	<0.0102	<0.0254	<10.2	<10.2	<10.2	<10.2
92516902	L2-243-W	01/15/2021	<0.00428	<0.00428	<0.00855	<0.00855	<0.00855	<0.171	<0.0855	**0.0171**	<0.00428	<0.00428	<0.00171	<0.00428	<0.00428	<0.00171	<0.0428	<0.0214	<0.0214	<0.00428	<0.00855	NA	**0.0171**	<0.0214	<0.00855	<0.00855	<0.0214	<8.97	<8.97	<8.97	<8.97
92516902	L2-25-B	01/14/2021	<0.00389	<0.00389	**0.0464**	**0.122**	**0.0569**	<0.156	<0.0778	**0.00484**	<0.00389	<0.00389	<0.00156	**0.00538**	<0.00389	<0.00156	<0.0389	**0.0437**	<0.0194	<0.00389	**0.0224**	NA	**0.0537**	**0.0501**	**0.0202**	**0.00909**	<0.0194	**23.1**	<7.81	<7.81	**26.7**
92516902	L2-25-E	01/14/2021	<0.00646	<0.00646	**0.158**	**0.239**	**0.0526**	<0.258	<0.129	**0.00430**	<0.00646	<0.00646	<0.00258	**0.0129**	<0.00646	<0.00258	<0.0646	**0.367**	<0.0323	<0.00646	**0.0346**	NA	**0.109**	**0.0686**	<0.0129	<0.0129	<0.0323	**15.0**	**16.3**	**10.3**	**41.7**
92516902	L2-25-W	01/14/2021	<0.00456	<0.00456	<0.00911	**0.0182**	<0.00911	**2.19**	<0.0911	**0.00791**	<0.00456	<0.00456	<0.00182	**0.0153**	<0.00456	<0.00182	<0.0456	<0.0228	<0.0228	<0.00456	**0.0512**	NA	**0.0857**	<0.0228	<0.00911	<0.00911	<0.0228	<8.97	<8.97	<8.97	<8.97

Table 1
Summary of Pipeline Excavation Soil Sampling Results

Colonial Pipeline Company
2020-L1-SR2448
Huntersville, North Carolina

Lab Report	Sample ID	Sample Date	Volatile Organic Compounds (EPA 8260D) (mg/kg)																								MADEP VPH (mg/kg)			
			1,1,2-Trichloroethane	1,1-Dichloroethane	1,2,3-Trimethylbenzene	1,2,4-Trimethylbenzene	1,3,5-Trimethylbenzene	2-Butanone (MEK)	Acetone	Benzene	Chlorobenzene	Chloroform	Diisopropyl ether	Ethylbenzene	Isopropylbenzene (Cumene)	Methyl-tert-butyl ether	Methylene Chloride	Naphthalene	Styrene	Tetrachloroethene	Toluene	o-Xylene	Xylene (Total)	n-Butylbenzene	n-Propylbenzene	p-Isopropyltoluene	sec-Butylbenzene	Aliphatic (C05-C08)	Aliphatic (C09-C12)	Aromatic (C09-C10), Unadjusted	Total VPH
Soil-to-Water MSCCs			**0.0032**	**0.0019**	**NE**	**6.6**	**6.6**	**16**	**24**	**0.0072**	**0.44**	**0.34**	**0.32**	**8.0**	**1.3**	**0.085**	**0.023**	**0.2**	**0.9**	**0.0050**	**6.0**	**6.0**	**6.0**	**2.4**	**1.4**	**NE**	**2.2**	**68**	**540**	**31**	**NE**
Residential MSCCs			**11.6**	**7.29**	**NE**	**156**	**156**	**9,380**	**14,000**	**12**	**312**	**21**	**NE**	**60.3**	**1,560**	**156**	**93.8**	**5.5**	**3,120**	**93.8**	**3,120**	**3,120**	**3,120**	**782**	**1,560**	**NE**	**1,560**	**625**	**1,560**	**469**	**NE**
Industrial / Commercial MSCCs			**57.3**	**35.9**	**NE**	**2,330**	**2,330**	**140,000**	**210,000**	**59.4**	**4,670**	**105**	**2,330**	**297**	**23,330**	**1,810**	**1,400**	**27**	**46,700**	**1,400**	**46,700**	**46,700**	**46,700**	**11,600**	**23,300**	**NE**	**23,300**	**9,340**	**23,300**	**7,000**	**NE**
92516902	L2-50-B	01/14/2021	<0.292	<0.292	**86.3**	**317**	**80.0**	<11.7	<5.84	**27.7**	<0.292	<0.292	**1.74**	**236**	**19.3**	<0.117	<2.92	**32.0**	<1.46	<0.292	**476**	NA	**1,400**	**12.8**	**60.9**	**3.14**	**5.08**	**2,520**	**2,610**	**744**	**5880**
92516902	L2-50-E	01/14/2021	<0.756	<0.756	**104**	**352**	**93.7**	<30.2	<15.1	**10.2**	<0.756	<0.756	**0.464**	**198**	**18.6**	<0.302	<7.56	**39.4**	<3.78	<0.756	**375**	NA	**1,060**	**14.4**	**65.0**	**3.78**	**6.27**	**2,540**	**4,570**	**1,860**	**8970**
92516902	L2-50-W	01/14/2021	<0.00392	<0.00392	**0.0867**	**0.227**	**0.0538**	<0.157	<0.0784	**0.296**	<0.00392	<0.00392	**0.0262**	**0.155**	**0.00915**	**0.0246**	<0.0392	**0.0326**	<0.0196	<0.00392	**1.12**	NA	**0.956**	<0.0196	**0.0246**	<0.00784	<0.0196	**25.3**	<15.5	<15.5	**25.3**
92516902	L2-75-B	01/14/2021	<0.320	<0.320	**60.3**	**247**	**59.7**	<12.8	<6.40	**36.3**	<0.320	<0.320	**10.9**	**239**	**12.2**	**0.850**	<3.20	**40.5**	<1.60	<0.320	**503**	NA	**1,360**	**9.64**	**41.9**	**1.89**	**3.36**	**4,760**	**13,000**	<795	**NA**
92516902	L2-75-E	01/14/2021	<0.00475	<0.00475	**0.0863**	**0.298**	**0.0827**	**11.1**	<0.0950	**0.0804**	<0.00475	<0.00475	**0.0448**	**0.262**	**0.0142**	**0.00994**	<0.0475	**0.0874**	<0.0238	<0.00475	**0.827**	NA	**1.59**	<0.0238	**0.0515**	<0.00950	<0.0238	**74.5**	**134**	**50.0**	**258**
92516902	L2-75-W	01/14/2021	<0.0676	<0.0676	**60.7**	**218**	**56.8**	<2.70	<1.35	**3.65**	<0.0676	<0.0676	**0.343**	**110**	**13.4**	**0.0407**	<0.676	**27.4**	<0.338	<0.0676	**92.8**	NA	**696**	**13.8**	**34.1**	**3.04**	**4.64**	**980**	**1,880**	**773**	**3630**
92516902	L2-North Wall	01/14/2021	<0.00379	<0.00379	**0.0428**	**0.0872**	**0.0290**	<0.152	<0.0758	**0.0194**	<0.00379	<0.00379	**0.00282**	**0.0402**	<0.00379	**0.00170**	<0.0379	**0.0367**	<0.0190	<0.00379	**0.177**	NA	**0.328**	<0.0190	**0.00819**	<0.00758	<0.0190	<7.73	<7.73	<7.73	**9.31**

Notes:
Only detected constituents are shown
MSCC - Maximum Soil Contaminant Concentrations
"<" = Indicates compound was not detected above laboratory reporting limit
NA - Not Analyzed
NE - Not Established
J - Result is an estimated value below the laboratory reporting limit
Volatile Organic Compounds analyzed by EPA Method 8260D
MADEP - Massachusetts Department of Environmental Protection; as required by North Carolina Department of Environmental Quality
VPH - Volatile Petroleum Hydrocarbon
Bold values indicate compound was detected above laboratory reporting limit
Shaded values indicate compound exceeded an MSCC
All units are milligram per kilogram (mg/kg)

Table 2
Summary of Delineation Soil Sampling Results

Colonial Pipeline Company
2020-L1-SR2448
Huntersville, North Carolina

Lab Report	Sample ID	Well ID	Sample Date	MADEP VPH (mg/kg)				Volatile Organic Compounds (EPA 8260D) (µg/kg)																														
				Aliphatic (C05-C08)	Aliphatic (C09-C12)	Aromatic (C09-C10), Unadjusted	Total VPH	Acetone	Benzene	2-Butanone (MEK)	n-Butylbenzene	sec-Butylbenzene	tert-Butylbenzene	Chlorobenzene	Chloroform	Chloromethane	2-Chlorotoluene	4-Chlorotoluene	1,1-Dichloroethane	1,2-Dichloroethane	Diisopropyl ether	Ethylbenzene	Isopropylbenzene (Cumene)	p-Isopropyltoluene	Methylene Chloride	4-Methyl-2-pentanone (MIBK)	Methyl-tert-butyl ether	Naphthalene	n-Propylbenzene	Styrene	1,1,1,2-Tetrachloroethane	Tetrachloroethene	Toluene	1,2,4-Trimethylbenzene	1,3,5-Trimethylbenzene	Xylene (Total)	m&p-Xylene	o-Xylene
Soil-to-Water MSCCs				**68**	**540**	**31**	**NE**	**24,000**	**7.2**	**16,000**	**2,400**	**2,200**	**1,700**	**440**	**340**	**14**	**NE**	**280**	**30**	**1.9**	**320**	**8,000**	**1,300**	**120**	**23**	**420**	**85**	**200**	**1,400**	**900**	**4**	**5.0**	**5,400**	**6,600**	**6,600**	**6,000**	**NE**	**NE**
Residential MSCCs				**625**	**1,560**	**469**	**NE**	**14,000,000**	**12,000**	**9,380,000**	**782,000**	**1,560,000**	**1,560,000**	**312,000**	**21,000**	**51,000**	**NE**	**312,000**	**116,000**	**7,290**	**NE**	**60,300**	**1,560,000**	**1,560,000**	**93,800**	**1,250,000**	**156,000**	**5,500**	**1,560,000**	**3,120,000**	**25,200**	**93,800**	**1,250,000**	**156,000**	**156,000**	**3,120,000**	**NE**	**NE**
Industrial / Commercial MSCCs				**9,340**	**23,300**	**7,000**	**NE**	**210,000,000**	**59,400**	**140,000,000**	**11,600,000**	**23,300,000**	**23,300,000**	**4,670,000**	**105,000**	**251,000**	**NE**	**4,670,000**	**573,000**	**35,900**	**2,330,000**	**297,000**	**23,300,000**	**23,300,000**	**1,400,000**	**18,600,000**	**1,810,000**	**27,000**	**23,300,000**	**46,700,000**	**125,000**	**1,400,000**	**18,600,000**	**2,330,000**	**2,330,000**	**46,700,000**	**NE**	**NE**
92494208	MW-1 (17.5-20)	MW-01	09/04/2020	<7.36	<7.36	<7.36	<7.36	<145	<7.2	<145	<7.2	<7.2	<7.2	<7.2	<7.2	<14.5	<7.2	<7.2	<7.2	<7.2	<7.2	<7.2	<7.2	<7.2	<28.9	<72.3	<7.2	<7.2	<7.2	<7.2	<7.2	<7.2	<7.2	<7.2	<14.5	<14.5	<7.2
92494208	MW-1 (20-22.5)	MW-01	09/04/2020	<7.57	<7.57	<7.57	<7.57	<127	<6.3	<127	<6.3	<6.3	<6.3	<6.3	<6.3	<12.7	<6.3	<6.3	<6.3	<6.3	<6.3	<6.3	<6.3	<6.3	<25.3	<63.3	<6.3	<6.3	<6.3	<6.3	<6.3	<6.3	<6.3	<6.3	<12.7	<12.7	<6.3
92492458	MW-2 (12.5-15)	MW-02	08/25/2020	NA	NA	NA	NA	<64.6	<3.2	<64.6	<3.2	<3.2	<3.2	<3.2	<3.2	<6.5	<3.2	<3.2	<3.2	<3.2	<3.2	<3.2	<3.2	<3.2	<12.9	<32.3	<3.2	**5.6**	<3.2	<3.2	<3.2	<3.2	**4.0**	**14.0**	**3.5**	**12.0**	**8.3**	**3.6**
92492458	MW-2 (22.5-25)	MW-02	08/25/2020	NA	NA	NA	NA	<91.3	<4.6	<91.3	<4.6	<4.6	<4.6	<4.6	<4.6	<9.1	<4.6	<4.6	<4.6	<4.6	<4.6	<4.6	<4.6	<4.6	<18.3	<45.7	<4.6	<4.6	<4.6	<4.6	<4.6	<4.6	<4.6	<4.6	<9.1	<9.1	<4.6
92492672	MW-3 (15-17.5)	MW-03	08/25/2020	NA	NA	NA	NA	<99.8	<5	<99.8	<5	<5	<5	<5	<5	<10	<5	<5	<5	<5	<5	<5	<5	**5.5**	<20	<49.9	<5	<5	<5	<5	<5	<5	<5	<5	<10	<10	<5
92492672	MW-3 (2.5-5)	MW-03	08/25/2020	NA	NA	NA	NA	<110	<5.5	<110	<5.5	<5.5	<5.5	<5.5	<5.5	<11	<5.5	<5.5	<5.5	<5.5	<5.5	<5.5	<5.5	**15.9**	<22	<55.1	<5.5	<5.5	<5.5	<5.5	<5.5	<5.5	<5.5	<5.5	<11	<11	<5.5
92493060	MW-4 (15-17.5)	MW-04	08/28/2020	<7.52	<7.52	<7.52	<7.52	<98.1	<4.9	<98.1	<4.9	<4.9	<4.9	<4.9	<4.9	<9.8	<4.9	<4.9	<4.9	<4.9	<4.9	<4.9	<4.9	<4.9	<19.6	<49	<4.9	<4.9	<4.9	<4.9	<4.9	<4.9	<4.9	<4.9	<9.8	<9.8	<4.9
92493060	MW-4 (5-7.5)	MW-04	08/28/2020	<8.46	<8.46	<8.46	<8.46	<110	<5.5	<110	<5.5	<5.5	<5.5	<5.5	<5.5	<11	<5.5	<5.5	<5.5	<5.5	<5.5	<5.5	<5.5	<5.5	<22.1	<55.1	<5.5	<5.5	<5.5	<5.5	<5.5	<5.5	<5.5	<5.5	<11	<11	<5.5
92493075	MW-5 (20-22.5)	MW-05	08/28/2020	<7.72	<7.72	<7.72	<7.72	<97.6	<4.9	<97.6	<4.9	<4.9	<4.9	<4.9	<4.9	<9.8	<4.9	<4.9	<4.9	<4.9	<4.9	<4.9	<4.9	<4.9	<19.5	<48.8	<4.9	<4.9	<4.9	<4.9	<4.9	<4.9	<4.9	<4.9	<9.8	<9.8	<4.9
92493075	MW-5 (7.5-10)	MW-05	08/28/2020	<8.26	<8.26	<8.26	<8.26	<101	<5	<101	<5	<5	<5	<5	<5	<10.1	<5	<5	<5	<5	<5	<5	<5	<5	<20.1	<50.3	<5	<5	<5	<5	<5	<5	<5	<5	<10.1	<10.1	<5
92493224	MW-6 (1-2.5)	MW-06	08/29/2020	<7.86	<7.86	<7.86	<7.86	<154	<7.7	<154	<7.7	<7.7	<7.7	<7.7	<7.7	<15.4	<7.7	<7.7	<7.7	<7.7	<7.7	<7.7	<7.7	<7.7	<30.9	<77.1	<7.7	<7.7	<7.7	<7.7	<7.7	<7.7	<7.7	<7.7	<15.4	<15.4	<7.7
92493224	MW-6 (15-17.5)	MW-06	08/29/2020	<7.51	<7.51	<7.51	<7.51	<114	<5.7	<114	<5.7	<5.7	<5.7	<5.7	<5.7	<11.4	<5.7	<5.7	<5.7	<5.7	<5.7	<5.7	<5.7	<5.7	<22.7	<56.8	<5.7	<5.7	<5.7	<5.7	<5.7	<5.7	<5.7	<5.7	<11.4	<11.4	<5.7
92493224	MW-7 (15-17.5)	MW-07	08/30/2020	<6.96	<6.96	<6.96	<6.96	<103	<5.1	<103	<5.1	<5.1	<5.1	<5.1	<5.1	<10.3	<5.1	<5.1	<5.1	<5.1	<5.1	<5.1	<5.1	<5.1	<20.5	<51.3	<5.1	<5.1	<5.1	<5.1	<5.1	<5.1	<5.1	<5.1	<10.3	<10.3	<5.1
92493224	MW-7 (5-7.5)	MW-07	08/30/2020	<8.26	<8.26	<8.26	<8.26	<101	<5	<101	<5	<5	<5	<5	<5	<10.1	<5	<5	<5	<5	<5	<5	<5	<5	<20.2	<50.4	<5	<5	<5	<5	<5	<5	<5	<5	<10.1	<10.1	<5
92493110	RW-07_(32.5-35)	MW-08	08/29/2020	<5.89	<5.89	<5.89	<5.89	<98.6	<4.9	<98.6	<4.9	<4.9	<4.9	<4.9	<4.9	<9.9	<4.9	<4.9	<4.9	<4.9	<4.9	<4.9	<4.9	<4.9	<19.7	<49.3	<4.9	<4.9	<4.9	<4.9	<4.9	<4.9	<4.9	<4.9	<9.9	<9.9	<4.9
92493224	MW-9 (20-22.5)	MW-09	08/31/2020	<7.53	<7.53	<7.53	<7.53	<97.8	<4.9	<97.8	<4.9	<4.9	<4.9	<4.9	<4.9	<9.8	<4.9	<4.9	<4.9	<4.9	<4.9	<4.9	<4.9	<4.9	<19.6	<48.9	<4.9	<4.9	<4.9	<4.9	<4.9	<4.9	<4.9	<4.9	<9.8	<9.8	<4.9
92493224	MW-9 (7.5-10)	MW-09	08/31/2020	<8.39	<8.39	<8.39	<8.39	<108	<5.4	<108	<5.4	<5.4	<5.4	<5.4	<5.4	<10.8	<5.4	<5.4	<5.4	<5.4	<5.4	<5.4	<5.4	<5.4	<21.5	<53.9	<5.4	<5.4	<5.4	<5.4	<5.4	<5.4	<5.4	<5.4	<10.8	<10.8	<5.4
92493403	MW-10 (22.5-25)	MW-10	08/31/2020	<5.34	<5.34	<5.34	<5.34	<85.1	<4.3	<85.1	<4.3	<4.3	<4.3	<4.3	<4.3	<8.5	<4.3	<4.3	<4.3	<4.3	<4.3	<4.3	<4.3	<4.3	<17	<42.6	<4.3	<4.3	<4.3	<4.3	<4.3	<4.3	<4.3	<4.3	<8.5	<8.5	<4.3
92493403	MW-10 (7.5-10)	MW-10	08/31/2020	<9.2	<9.2	<9.2	<9.2	<114	<5.7	<114	<5.7	<5.7	<5.7	<5.7	<5.7	<11.4	<5.7	<5.7	<5.7	<5.7	<5.7	<5.7	<5.7	<5.7	<22.8	<57	<5.7	<5.7	<5.7	<5.7	<5.7	<5.7	<5.7	<5.7	<11.4	<11.4	<5.7
92493992	MW-11_(37.5-40')	MW-11	09/01/2020	<6.16	<6.16	<6.16	<6.16	<61.6	<1.23	<123	<15.4	<15.4	<6.16	<3.08	<3.08	<15.4	<3.08	<6.16	<3.08	<3.08	<1.23	<3.08	<3.08	<6.16	<30.8	<30.8	<1.23	<15.4	<6.16	<15.4	<3.08	<3.08	<6.16	<6.16	<6.16	<8.01	<4.93	<3.08
92492881	SB-118 (2.5-5)	MW-12	08/27/2020	<7.88	<7.88	<7.88	<7.88	<91.7	<4.6	<91.7	<4.6	<4.6	<4.6	<4.6	<4.6	<9.2	<4.6	<4.6	<4.6	<4.6	<4.6	<4.6	<4.6	<4.6	<18.3	<45.8	<4.6	<4.6	<4.6	<4.6	<4.6	<4.6	<4.6	<4.6	<9.2	<9.2	<4.6
92492881	SB-118 (20-22.5)	MW-12	08/27/2020	<7.11	<7.11	<7.11	<7.11	<97.4	<4.9	<97.4	<4.9	<4.9	<4.9	<4.9	<4.9	<9.7	<4.9	<4.9	<4.9	<4.9	<4.9	<4.9	<4.9	<4.9	<19.5	<48.7	<4.9	<4.9	<4.9	<4.9	NA	<4.9	<4.9	<4.9	<9.7	<9.7	<4.9
92493992	MW-13_(25-27.5)	MW-13	09/01/2020	<8.04	<8.04	<8.04	<8.04	<80.4	<1.61	<161	<20.2	<20.2	<8.04	<4.02	<4.02	<20.2	<4.02	<8.04	<4.02	<4.02	<1.61	<4.02	<4.02	<8.04	<40.2	<40.2	<1.61	<20.2	<8.04	<20.2	<4.02	<4.02	<8.04	<8.04	<8.04	<10.5	<6.44	<4.02
92493992	B-01_MW-14_(25'-27.5')	MW-14	09/01/2020	<7.56	<7.56	<7.56	<7.56	<106	<5.3	<106	<5.3	<5.3	<5.3	<5.3	<5.3	<10.6	<5.3	<5.3	<5.3	<5.3	<5.3	<5.3	<5.3	<5.3	<21.1	<52.9	<5.3	<5.3	<5.3	<5.3	<5.3	<5.3	<5.3	<5.3	<10.6	<10.6	<5.3
92493643	MW-15 (27.5-29)	MW-15	09/02/2020	<7.69	<7.69	<7.69	<7.69	<97.3	<4.9	<97.3	<4.9	<4.9	<4.9	<4.9	<4.9	<9.7	<4.9	<4.9	<4.9	<4.9	<4.9	<4.9	<4.9	<4.9	<19.5	<48.7	<4.9	<4.9	<4.9	<4.9	<4.9	<4.9	<4.9	<4.9	<9.7	<9.7	<4.9
92493643	MW-15 (5-7.5)	MW-15	09/02/2020	<8.27	<8.27	<8.27	<8.27	<105	<5.3	<105	<5.3	<5.3	<5.3	<5.3	<5.3	<10.5	<5.3	<5.3	<5.3	<5.3	<5.3	<5.3	<5.3	<5.3	<21	<52.5	<5.3	<5.3	<5.3	<5.3	<5.3	<5.3	<5.3	<5.3	<10.5	<10.5	<5.3
92493992	B-04_MW-16_(25'-27.5')	MW-16	09/02/2020	<7.69	<7.69	<7.69	<7.69	<121	<6	<121	<6	<6	<6	<6	<6	<12.1	<6	<6	<6	<6	<6	<6	<6	<6	<24.1	<60.3	<6	<6	<6	<6	<6	<6	<6	<6	<12.1	<12.1	<6
92493992	MW-17_(27.5-30)	MW-17	09/02/2020	<8.34	<8.34	<8.34	<8.34	<83.4	<1.67	<167	<20.8	<20.8	<8.34	<4.17	<4.17	<20.8	<4.17	<8.34	<4.17	<4.17	<1.67	<4.17	<4.17	<8.34	<41.7	<41.7	<1.67	<20.8	<8.34	<20.8	<4.17	<4.17	<8.34	<8.34	<8.34	**11.3**	**8.21**	<4.17
92493861	BH-03 (10-12.5)	MW-18	09/02/2020	<8.17	<8.17	<8.17	<8.17	<140	<7	<140	<7	<7	<7	<7	<7	<14	<7	<7	<7	<7	<7	<7	<7	<7	<28.1	<70.2	<7	<7	<7	<7	<7	<7	<7	<7	<14	<14	<7
92493861	BH-03 (32.5-35)	MW-18	09/02/2020	<6.95	<6.95	<6.95	<6.95	<139	<6.9	<139	<6.9	<6.9	<6.9	<6.9	<6.9	<13.9	<6.9	<6.9	<6.9	<6.9	<6.9	<6.9	<6.9	<6.9	<27.7	<69.3	<6.9	<6.9	<6.9	<6.9	<6.9	<6.9	<6.9	<6.9	<13.9	<13.9	<6.9
92493992	MW-19_(25-27.5)	MW-19	09/02/2020	<8.27	<8.27	<8.27	<8.27	<82.7	<1.65	<165	<20.7	<20.7	<8.27	<4.14	<4.14	<20.7	<4.14	<8.27	<4.14	<4.14	<1.65	<4.14	<4.14	<8.27	<41.4	<41.4	<1.65	<20.7	<8.27	<20.7	<4.14	<4.14	<8.27	<8.27	<8.27	<10.8	<6.62	<4.14
92493861	BH-04 (10-12.5)	MW-20	09/02/2020	<7.76	<7.76	<7.76	<7.76	<164	<8.2	<164	<8.2	<8.2	<8.2	<8.2	<8.2	<16.4	<8.2	<8.2	<8.2	<8.2	<8.2	<8.2	<8.2	<8.2	<32.9	<82.2	<8.2	<8.2	<8.2	<8.2	<8.2	<8.2	<8.2	<8.2	<16.4	<16.4	<8.2
92493861	BH-04 (27.5-29)	MW-20	09/02/2020	<6.38	<6.38	<6.38	<6.38	<149	<7.5	<149	<7.5	<7.5	<7.5	<7.5	<7.5	<14.9	<7.5	<7.5	<7.5	<7.5	<7.5	<7.5	<7.5	<7.5	<29.9	<74.7	<7.5	<7.5	<7.5	<7.5	<7.5	<7.5	<7.5	<7.5	<14.9	<14.9	<7.5
92494163	MW-21_(25-27.5)	MW-21	09/03/2020	<7.55	<7.55	<7.55	<7.55	<75.5	<1.51	<151	<18.9	<18.9	<7.55	<3.77	<3.77	<18.9	<3.77	<7.55	<3.77	<3.77	<1.51	<3.77	<3.77	<7.55	<37.7	<37.7	<1.51	<18.9	<7.55	<18.9	<3.77	<3.77	<7.55	<7.55	<7.55	<9.81	<6.04	<3.77
92494208	BH-05 (15-17.5)	MW-22	09/03/2020	<7.7	<7.7	<7.7	<7.7	<184	<9.2	<184	<9.2	<9.2	<9.2	<9.2	<9.2	<18.4	<9.2	<9.2	<9.2	<9.2	<9.2	<9.2	<9.2	<9.2	<36.8	<92	<9.2	<9.2	<9.2	<9.2	<9.2	<9.2	<9.2	<9.2	<18.4	<18.4	<9.2
92494208	BH-05 (5.75-7.5)	MW-22	09/03/2020	<8.1	<8.1	<8.1	<8.1	<118	<5.9	<118	<5.9	<5.9	<5.9	<5.9	<5.9	<11.8	<5.9	<5.9	<5.9	<5.9	<5.9	<5.9	<5.9	<5.9	<23.5	<58.8	<5.9	<5.9	<5.9	<5.9	<5.9	<5.9	<5.9	<5.9	<11.8	<11.8	<5.9
92494163	MW-23_(25-27.5)	MW-23	09/03/2020	<7.87	<7.87	<7.87	<7.87	<120	<6	<120	<6	<6	<6	<6	<6	<12	<6	<6	<6	<6	<6	<6	<6	<6	<24.1	<60.2	<6	<6	<6	<6	<6	<6	<6	<6	<6	<12	<12	<6
92494208	BH-06 (22.5-25)	MW-24	09/03/2020	<6.76	<6.76	<6.76	<6.76	<120	<6	<120	<6	<6	<6	<6	<6	<12	<6	<6	<6	<6	<6	<6	<6	<6	<24	<60.1	<6	<6	<6	<6	<6	<6	<6	<6	<6	<12	<12	<6
92494208	BH-06 (32.5-35)	MW-24	09/03/2020	<7.08	<7.08	<7.08	<7.08	<133	<6.7	<133	<6.7	<6.7	<6.7	<6.7	<6.7	<13.3	<6.7	<6.7	<6.7	<6.7	<6.7	<6.7	<6.7	<6.7	<26.7	<66.7	<6.7	<6.7	<6.7	<6.7	<6.7	<6.7	<6.7	<6.7	<13.3	<13.3	<6.7
92494208	BH-07 (2.5-5)	MW-25	09/04/2020	<7.84	<7.84	<7.84	<7.84	<139	<7	<139	<7	<7	<7	<7	<7	<13.9	<7	<7	<7	<7	<7	<7	<7	<7	<27.9	<69.7	<7	<7	<7	<7	<7	<7	<7	<7	<13.9	<13.9	<7
92494208	BH-07 (30-32.5)	MW-25	09/04/2020	<8.02	<8.02	<8.02	<8.02	<127	<6.3	<127	<6.3	<6.3	<6.3	<6.3	<6.3	<12.7	<6.3	<6.3	<6.3	<6.3	<6.3	<6.3	<6.3	<6.3	<25.3	<63.3	<6.3	<6.3	<6.3	<6.3	<6.3	<6.3	<6.3	<6.3	<12.7	<12.7	<6.3
92494208	BH-08 (20-22.5)	MW-26	09/04/2020	<7.03	<7.03	<7.03	<7.03	<120	<6	<120	<6	<6	<6	<6	<6	<12	<6	<6	<6	<6	<6	<6	<6	<6	<23.9	<59.8	<6	<6	<6	<6	<6	<6	<6	<6	<12	<12	<6
92494208	BH-08 (22.5-25)	MW-26	09/04/2020	<6.57	<6.57	<6.57	<6.57	<121	<6	<121	<6	<6	<6	<6	<6	<12.1	<6	<6	<6	<6	<6	<6	<6	<6	<24.2	<60.5	<6	<6	<6	<6	<6	<6	<6	<6	<12.1	<12.1	<6
92494609	BH-11 (2.5-5)	MW-27	09/05/2020	<8.86	<8.86	<8.86	<8.86	<153	<7.7	<153	<7.7	<7.7	<7.7	<7.7	<7.7	<15.3	<7.7	<7.7	<7.7	<7.7	<7.7	<7.7	<7.7	<7.7	<30.7	<76.7	<7.7	<7.7	<7.7	<7.7	<7.7	<7.7	<7.7	<7.7	<15.3	<15.3	<7.7
92494609	BH-11 (22.5-25)	MW-27	09/05/2020	<6.84	<6.84	<6.84	<6.84	<125	<6.3	<125	<6.3	<6.3	<6.3	<6.3	<6.3	<12.5	<6.3	<6.3	<6.3	<6.3	<6.3	<6.3	<6.3	<6.3	<25.1	<62.6	<6.3	<6.3	<6.3	<6.3	<6.3	<6.3	<6.3	<6.3	<12.5	<12.5	<6.3
92494924	BH-12 (17.5-20)	MW-28	09/05/2020	<7.38	<7.38	<7.38	<7.38	<125	<6.3	<125	<6.3	<6.3	<6.3	<6.3	<6.3	<12.5	<6.3	<6.3	<6.3	<6.3	<6.3	<6.3	<6.3	<6.3	<25	<62.6	<6.3	<6.3	<6.3	<6.3	<6.3	<6.3	<6.3	<6.3	<12.5	<12.5	<6.3
92494924	BH-12 (22.5-25)	MW-28	09/05/2020	<7.87	<7.87	<7.87	<7.87	<129	<6.4	<129	<6.4	<6.4	<6.4	<6.4	<6.4	<12.9	<6.4	<6.4	<6.4	<6.4	<6.4	<6.4	<6.4	<6.4	<25.8	<64.5	<6.4	<6.4	<6.4	<6.4	<6.4	<6.4	<6.4	<6.4	<12.9	<12.9	<6.4
92494334	MW29-27.5-30'	MW-29	09/06/2020	<9.53	<9.53	<9.53	<9.53	<173	<8.6	<173	<8.6	<8.6	<8.6	<8.6	<8.6	<17.3	<8.6	<8.6	<8.6	<8.6	<8.6	<8.6	<8.6	<8.6	<34.6	<86.4	<8.6	<8.6	<8.6	<8.6	<8.6	<8.6	<8.6	<8.6	<17.3	<17.3	<8.6
92494334	ER9 66-22.5-25'	MW-30	09/06/2020	<7.59	<7.59	<7.59	<7.59	<97.9	<4.9	<97.9	<4.9	<4.9	<4.9	<4.9	<4.9	<9.8	<4.9	<4.9	<4.9	<4.9	<4.9	<4.9	<4.9	<4.9	<19.6	<48.9	<4.9	<4.9	<4.9	<4.9	<4.9	<4.9	<4.9	<4.9	<9.8	<9.8	<4.9
92494334	MW31-25-27.5'	MW-31	09/07/2020	<8.26	<8.26	<8.26	**11.6**	<101	<5.0	<101	<5.0	<5.0	<5.0	<5.0	<5.0	<10.1	<5.0	<5.0	<5.0	<5.0	<5.0	<5.0	<5.0	<5.0	<20.1	<50.3	<5.0	<5.0	<5.0	<5.0	<5.0	<5.0	<5.0	<5.0	<10.1	<10.1	<5.0
92538150	MW-31D (15-17)	MW-31D	05/10/2021	<4.4	<4.4	<4.4	<4.4	<172	<8.6	<172	<8.6	<8.6	<8.6	<8.6	<8.6	<17.2	<8.6	<8.6	<8.6	<8.6	<8.6	<8.6	<8.6	<8.6	<34.4	<86.1	<8.6	<8.6	<8.6	<8.6	<8.6	<8.6	<8.6	<8.6	<17.2	<17.2	<8.6
92494609	BH-15 (12.5-15)	MW-32	09/07/2020	<8.49	<8.49	<8.49	<8.49	<124	<6.2	<124	<6.2	<6.2	<6.2	<6.2	<6.2	<12.4	<6.2	<6.2	<6.2	<6.2	<6.2	<6.2	<6.2	<6.2	<24.9	<62.2	<6.2	<6.2	<6.2	<6.2	<6.2	<6.2	<6.2	<6.2	<12.4	<12.4	<6.2
92494609	BH-15 (7.5-10)	MW-32	09/07/2020	<7.77	<7.77	<7.77	<7.77	<118	<5.9	<118	<5.9	<5.9	<5.9	<5.9	<5.9	<11.8	<5.9	<5.9	<5.9	<5.9	<5.9	<5.9	<5.9	<5.9	<23.5	<58.8	<5.9	<5.9	<5.9	<5.9	<5.9	<5.9	<5.9	<5.9	<11.8	<11.8	<5.9
92494609	BH-14 (10-12.5)	MW-33	09/05/2020	<7.09	<7.09	<7.09	<7.09	<118	<5.9	<118	<5.9	<5.9	<5.9	<5.9	<5.9	<11.8	<5.9	<5.9	<5.9	<5.9	<5.9	<5.9	<5.9	<5.9	<23.6	<59.1	<5.9	<5.9	<5.9	<5.9	<5.9	<5.9	<5.9	<5.9	<11.8	<11.8	<5.9
92494609	BH-14 (2.5-5)	MW-33	09/05/2020	<8.92	<8.92	<8.92	<8.92	<159	<8	<159	<8	<8	<8	<8	<8	<15.9	<8	<8	<8	<8	<8	<8	<8	<8	<31.9	<79.7	<8	<8	<8	<8	<8	<8	<8	<8	<15.9	<15.9	<8
92494609	BH-13 (1-2.5)	MW-34	09/05/2020	<8.28	<8.28	<8.28	<8.28	<173	<8.6	<173	<8.6	<8.6	<8.6	<8.6	<8.6	<17.3	<8.6	<8.6	<8.6	<8.6	<8.6	<8.6	<8.6	<8.6	<34.6	<86.4	<8.6	<8.6	<8.6	<8.6	<8.6	<8.6	<8.6	<8.6	<17.3	<17.3	<8.6
92494609	BH-13 (5-7.5)	MW-34	09/05/2020	<7.57	<7.57	<7.57	<7.57	<127	<6.4	<127	<6.4	<6.4	<6.4	<6.4	<6.4	<12.7	<6.4	<6.4	<6.4	<6.4	<6.4	<6.4	<6.4	<6.4	<25.5	<63.7	<6.4	<6.4	<6.4	<6.4	<6.4	<6.4	<6.4	<6.4	<12.7	<12.7	<6.4
92494609	BH-16 (20-22.5)	MW-35	09/07/2020	<8.28	<8.28	<8.28	<8.28	<125	<6.3	<125	<6.3	<6.3	<6.3	<6.3	<6.3	<12.5	<6.3	<6.3	<6.3	<6.3	<6.3	<6.3	<6.3	<6.3	<25	<62.5	<6.3	<6.3	<6.3	<6.3	<6.3	<6.3	<6.3	<6.3	<12.5	<12.5	<6.3
92494609	BH-16 (7.5-10)	MW-35	09/07/2020	<7.21	<7.21	<7.21	<7.21	<129	<6.5	<129	<6.5	<6.5	<6.5	<6.5	<6.5	<12.9	<6.5	<6.5	<6.5	<6.5	<6.5	<6.5	<6.5	<6.5	<25.9	<64.7	<6.5	<6.5	<6.5	<6.5	<6.5	<6.5	<6.5	<6.5	<12.9	<12.9	<6.5
92494609	BH-17 (1-2.5)	MW-36	09/08/2020	<9.09	<9.09	<9.09	<9.09	<230	<11.5	<230	<11.5	<11.5	<11.5	<11.5	<11.5	<23	<11.5	<11.5	<11.5	<11.5	<11.5	<11.5	<11.5	<11.5	<46	<115	<11.5	<11.5	<11.5	<11.5	<11.5	<11.5	<11.5	<11.5	<23	<23	<11.5
92494609	BH-17 (22.5-25)	MW-36	09/08/2020	<7.84	<7.84	<7.84	<7.84	<141	<7.1	<141	<7.1	<7.1	<7.1	<7.1	<7.1	<14.1	<7.1	<7.1	<7.1	<7.1	<7.1	<7.1	<7.1	<7.1	<28.3	<70.7	<7.1	<7.1	<7.1	<7.1	<7.1	<7.1	<7.1	<7.1	<14.1	<14.1	<7.1
92494609	BH-18 (22.5-25)	MW-37	09/08/2020	<7.43	<7.43	<7.43	<7.43	<132	<6.6	<132	<6.6	<6.6	<6.6	<6.6	<6.6	<13.2	<6.6	<6.6	<6.6	<6.6	<6.6	<6.6	<6.6	<6.6	<26.3	<65.8	<6.6	<6.6	<6.6	<6.6	<6.6	<6.6	<6.6	<6.6	<13.2	<13.2	<6.6
92494609	BH-18 (5-7.5)	MW-37	09/08/2020	<8.5	<8.5	<8.5	<8.5	<128	<6.4	<128	<6.4	<6.4	<6.4	<6.4	<6.4	<12.8	<6.4	<6.4	<6.4	<6.4	<6.4	<6.4	<6.4	<6.4	<25.7	<64.2	<6.4	<6.4	<6.4	<6.4	<6.4	<6.4	<6.4	<6.4	<12.8	<12.8	<6.4
92494587	MW 38-30-32.5	MW-38	09/08/2020	<9.04	<9.04	<9.04	<9.04	<114	<5.7	<114	<5.7	<5.7	<5.7	<5.7	<5.7	<11.4	<5.7	<5.7	<5.7	<5.7	<5.7	<5.7	<5.7	<5.7	<22.8	<57.0	<5.7	<5.7	<5.7	<5.7	<5.7	<5.7	<5.7	<5.7	<11.4	<11.4	<5.7
92494858	MW-39 (7.5'-10')	MW-39	09/08/2020	<9.29	**3.89**	**6.08**	**9.97**	<192	<9.6	<192	<9.6	<9.6

Table 2
Summary of Delineation Soil Sampling Results

Colonial Pipeline Company
2020-L1-SR2448
Huntersville, North Carolina

Lab Report	Sample ID	Well ID	Sample Date	MADEP VPH (mg/kg)				Volatile Organic Compounds (EPA 8260D) (µg/kg)																													
				Aliphatic (C05-C08)	Aliphatic (C09-C12)	Aromatic (C09-C10), Unadjusted	Total VPH	Acetone	Benzene	2-Butanone (MEK)	n-Butylbenzene	sec-Butylbenzene	tert-Butylbenzene	Chlorobenzene	Chloroform	Chloromethane	2-Chlorotoluene	4-Chlorotoluene	1,1-Dichloroethane	1,2-Dichloroethane	Diisopropyl ether	Ethylbenzene	Isopropylbenzene (Cumene)	p-Isopropyltoluene	Methylene Chloride	4-Methyl-2-pentanone (MIBK)	Methyl-tert-butyl ether	Naphthalene	n-Propylbenzene	Styrene	1,1,1,2-Tetrachloroethane	Tetrachloroethene	Toluene	1,2,4-Trimethylbenzene	1,3,5-Trimethylbenzene	Xylene (Total)	m&p-Xylene	o-Xylene
Soil-to-Water MSCCs				**68**	**540**	**31**	**NE**	**24,000**	**7.2**	**16,000**	**2,400**	**2,200**	**1,700**	**440**	**340**	**14**	**NE**	**280**	**30**	**1.9**	**320**	**8,000**	**1,300**	**120**	**23**	**420**	**85**	**200**	**1,400**	**900**	**4**	**5.0**	**5,400**	**6,600**	**6,600**	**6,000**	**NE**	**NE**
Residential MSCCs				**625**	**1,560**	**469**	**NE**	**14,000,000**	**12,000**	**9,380,000**	**782,000**	**1,560,000**	**1,560,000**	**312,000**	**21,000**	**51,000**	**NE**	**312,000**	**116,000**	**7,290**	**NE**	**60,300**	**1,560,000**	**1,560,000**	**93,800**	**1,250,000**	**156,000**	**5,500**	**1,560,000**	**3,120,000**	**25,200**	**93,800**	**1,250,000**	**156,000**	**156,000**	**3,120,000**	**NE**	**NE**
Industrial / Commercial MSCCs				**9,340**	**23,300**	**7,000**	**NE**	**210,000,000**	**59,400**	**140,000,000**	**11,600,000**	**23,300,000**	**23,300,000**	**4,670,000**	**105,000**	**251,000**	**NE**	**4,670,000**	**573,000**	**35,900**	**2,330,000**	**297,000**	**23,300,000**	**23,300,000**	**1,400,000**	**18,600,000**	**1,810,000**	**27,000**	**23,300,000**	**46,700,000**	**125,000**	**1,400,000**	**18,600,000**	**2,330,000**	**2,330,000**	**46,700,000**	**NE**	**NE**
92495313	MW-46_(25-27.5)	MW-46	09/12/2020	<7.89	**24.1**	<7.89	**32.0**	<116	<5.8	<116	<5.8	<5.8	<5.8	<5.8	<5.8	<11.6	<5.8	<5.8	<5.8	<5.8	<5.8	<5.8	<5.8	<5.8	<23.2	<57.9	<5.8	<5.8	<5.8	<5.8	<5.8	<5.8	<5.8	<5.8	<11.6	<11.6	<5.8
92495313	MW-47_(25-27)	MW-47	09/12/2020	<8.95	<8.95	<8.95	**13.5**	<113	<5.7	<113	<5.7	<5.7	<5.7	<5.7	<5.7	<11.3	<5.7	<5.7	<5.7	<5.7	<5.7	<5.7	<5.7	<5.7	<22.6	<56.6	<5.7	<5.7	<5.7	<5.7	<5.7	<5.7	<5.7	<5.7	<11.3	<11.3	<5.7
92495719	BH-21(12.5-15)	MW-49	09/15/2020	<7.49	<7.49	<7.49	<7.49	<111	<5.5	<111	<5.5	<5.5	<5.5	<5.5	<5.5	<11.1	<5.5	<5.5	<5.5	<5.5	<5.5	<5.5	<5.5	<5.5	<22.1	<55.3	<5.5	<5.5	<5.5	<5.5	<5.5	<5.5	<5.5	<5.5	<11.1	<11.1	<5.5
92495719	BH-21(25-27.5)	MW-49	09/15/2020	<7.53	<7.53	<7.53	<7.53	<115	<5.8	<115	<5.8	<5.8	<5.8	<5.8	<5.8	<11.5	<5.8	<5.8	<5.8	<5.8	<5.8	<5.8	<5.8	<5.8	**99.2**	<57.5	<5.8	<5.8	<5.8	<5.8	<5.8	<5.8	<5.8	<5.8	<11.5	<11.5	<5.8
92495719	BH-22 (17.5-20)	MW-50	09/15/2020	<7.55	<7.55	<7.55	<7.55	<149	<7.4	<149	<7.4	<7.4	<7.4	<7.4	<7.4	<14.9	<7.4	<7.4	<7.4	<7.4	<7.4	<7.4	<7.4	<7.4	<29.8	<74.5	<7.4	<7.4	<7.4	<7.4	<7.4	<7.4	<7.4	<7.4	<14.9	<14.9	<7.4
92495719	BH-22 (25-27.5)	MW-50	09/15/2020	<8.73	<8.73	<8.73	<8.73	<136	<6.8	<136	<6.8	<6.8	<6.8	<6.8	<6.8	<13.6	<6.8	<6.8	<6.8	<6.8	<6.8	<6.8	<6.8	<6.8	<27.1	<67.8	<6.8	<6.8	<6.8	<6.8	<6.8	<6.8	<6.8	<6.8	<13.6	<13.6	<6.8
92496432	MW-5(25-27.5)	MW-51	09/18/2020	<7.30	<7.30	<7.30	<7.30	<117	<5.8	<117	<5.8	<5.8	<5.8	<5.8	<5.8	<11.7	<5.8	<5.8	<5.8	<5.8	<5.8	<5.8	<5.8	<5.8	<23.4	<58.4	<5.8	<5.8	<5.8	<5.8	<5.8	<5.8	<5.8	<5.8	<11.7	<11.7	<5.8
92497523	MW-52 (25-27.5)	MW-52	09/23/2020	<7.62	<7.62	**2.68**	**2.68**	<126	<6.3	<126	<6.3	<6.3	<6.3	<6.3	<6.3	<12.6	<6.3	<6.3	<6.3	<6.3	<6.3	<6.3	<6.3	<6.3	<25.1	<62.8	<6.3	<6.3	<6.3	<6.3	<6.3	<6.3	<6.3	<6.3	<12.6	<12.6	<6.3
92498039	MW-54 (15'-17.5')	MW-54	09/28/2020	<8.26	<8.26	<8.26	<8.26	<104	<5.2	<104	<5.2	<5.2	<5.2	<5.2	<5.2	<10.4	<5.2	<5.2	<5.2	<5.2	<5.2	<5.2	<5.2	<5.2	<20.8	<51.9	<5.2	<5.2	<5.2	<5.2	<5.2	<5.2	<5.2	<5.2	<10.4	<10.4	<5.2
92498039	MW-55 (58')	MW-55	09/29/2020	<6.26	<6.26	<6.26	<6.26	<99.8	<5.0	<99.8	<5.0	<5.0	<5.0	<5.0	<5.0	<10	<5.0	<5.0	<5.0	<5.0	<5.0	<5.0	<5.0	<5.0	<20.0	<49.9	<5.0	<5.0	<5.0	<5.0	<5.0	<5.0	<5.0	<5.0	<10	<10	<5.0
92498395	MW-56 @ 15'	MW-56	09/30/2020	<6.86	<6.86	<6.86	<6.86	<107	<5.4	<107	<5.4	<5.4	<5.4	<5.4	<5.4	<10.7	<5.4	<5.4	<5.4	<5.4	<5.4	<5.4	<5.4	<5.4	<21.4	<53.6	<5.4	<5.4	<5.4	<5.4	<5.4	<5.4	<5.4	<5.4	<10.7	<10.7	<5.4
92498395	MW-57 @ 12'	MW-57	09/30/2020	<8.05	<8.05	<8.05	<8.05	<114	<5.7	<114	<5.7	<5.7	<5.7	<5.7	<5.7	<11.4	<5.7	<5.7	<5.7	<5.7	<5.7	<5.7	<5.7	<5.7	<22.7	<56.9	<5.7	<5.7	<5.7	<5.7	<5.7	<5.7	<5.7	<5.7	<11.4	<11.4	<5.7
92498540	MW-58 @30'	MW-58	10/02/2020	NA	NA	NA	NA	<123	<6.2	<123	<6.2	<6.2	<6.2	<6.2	<6.2	<12.3	<6.2	<6.2	<6.2	<6.2	<6.2	<6.2	<6.2	<6.2	<24.7	<61.7	<6.2	<6.2	<6.2	<6.2	<6.2	<6.2	<6.2	<6.2	<12.3	<12.3	<6.2
92498670	MW-59@30	MW-59	10/02/2020	<5.70	<6.48	**1.95J**	<6.48	<113	<5.7	<113	<5.7	<5.7	<5.7	<5.7	<5.7	<11.3	<5.7	<5.7	<5.7	<5.7	<5.7	<5.7	<5.7	<5.7	<22.6	<56.6	<5.7	<5.7	<5.7	<5.7	<5.7	<5.7	<5.7	<5.7	<11.3	<11.3	<5.7
92498670	MW-60@25-27.5	MW-60	10/03/2020	NA	NA	NA	NA	<126	<6.3	**59.6J**	<6.3	<6.3	<6.3	<6.3	<6.3	<12.6	<6.3	<6.3	<6.3	<6.3	<6.3	<6.3	<6.3	<6.3	**67.0**	<63.0	<6.3	<6.3	<6.3	<6.3	<6.3	<6.3	<6.3	<6.3	<12.6	<12.6	<6.3
92512978	MW-64 (36'-38')	MW-64	12/17/2020	<6.60	**6.74**	**11.1**	**17.8**	<126	<6.3	<126	<6.3	<6.3	<6.3	<6.3	<6.3	<12.6	<6.3	<6.3	<6.3	<6.3	<6.3	<6.3	<6.3	<6.3	<25.1	<62.8	<6.3	<6.3	<6.3	<6.3	<6.3	<6.3	<6.3	<6.3	<12.6	<12.6	<6.3
92513387	MW-65 (25')	MW-65	12/22/2020	<7.30	<7.30	<7.30	<7.30	<152	<7.6	<152	<7.6	<7.6	<7.6	<7.6	<7.6	<15.2	<7.6	<7.6	<7.6	<7.6	<7.6	<7.6	<7.6	<7.6	<30.3	<75.9	<7.6	<7.6	<7.6	<7.6	<7.6	<7.6	<7.6	<7.6	<15.2	<15.2	<7.6
92513891	MW-66 40'-42'	MW-66	12/22/2020	<5.83	<5.83	<5.83	<5.83	<59.1	<1.18	<118	<14.8	<14.8	<5.91	<2.96	<2.96	<14.8	<2.96	<5.91	<2.96	<2.96	<1.18	<2.96	<2.96	<5.91	<29.6	<29.6	<1.18	<14.8	<5.91	<14.8	<2.96	<2.96	<5.91	<5.91	<5.91	<7.68	NA	NA
92513891	MW-66 40'-42'	MW-66	12/22/2020	<7.96	<7.96	<7.96	<7.96	<57.7	<1.15	<115	<14.4	<14.4	<5.77	<2.88	<2.88	<14.4	<2.88	<5.77	<2.88	<2.88	<1.15	<2.88	<2.88	<5.77	<28.8	<28.8	<1.15	<14.4	<5.77	<14.4	<2.88	<2.88	<5.77	<5.77	<5.77	<7.5	NA	NA
92513380	PMW 67 36-37	MW-67	12/21/2020	<6.21	<6.21	<6.21	<6.21	<62.1	<1.24	<124	<15.5	<15.5	<6.21	<3.1	<3.1	<15.5	<3.1	<6.21	<3.1	<3.1	<1.24	<3.1	<3.1	<6.21	<31	<31	<1.24	<15.5	<6.21	<15.5	<3.1	<3.1	<6.21	<6.21	<6.21	<8.07	NA	NA
92513380	PMW-67 36-37	MW-67	12/21/2020	<6.28	<6.28	<6.28	<6.28	<62.8	<1.26	<126	<15.7	<15.7	<6.28	<3.14	<3.14	<15.7	<3.14	<6.28	<3.14	<3.14	<1.26	<3.14	<3.14	<6.28	<31.4	<31.4	<1.26	<15.7	<6.28	<15.7	<3.14	<3.14	<6.28	<6.28	<6.28	<8.16	NA	NA
92513891	MW-68 30'-32'	MW-68	12/23/2020	<7.93	<7.93	<7.93	<7.93	<247	<12.4	<247	<12.4	<12.4	<12.4	<12.4	<12.4	<24.7	<12.4	<12.4	<12.4	<12.4	<12.4	<12.4	<12.4	<12.4	<49.4	<124	<12.4	<12.4	<12.4	<12.4	<12.4	<12.4	<12.4	<12.4	<24.7	<24.7	<12.4
92512978	MW-69 (44'-46')	MW-69	12/15/2020	<6.61	**13.7**	**15.0**	**32.0**	<133	<6.7	<133	<6.7	<6.7	<6.7	<6.7	<6.7	<13.3	<6.7	<6.7	<6.7	<6.7	<6.7	<6.7	<6.7	<6.7	<26.6	<66.6	<6.7	<6.7	<6.7	<6.7	<6.7	<6.7	<6.7	<6.7	<13.3	<13.3	<6.7
92514963	MW-71 (50-52)	MW-71	01/05/2021	<5.81	**22.2**	<5.81	**30.2**	<142	<7.1	<142	<7.1	<7.1	<7.1	<7.1	<7.1	<14.2	<7.1	<7.1	<7.1	<7.1	<7.1	<7.1	<7.1	<7.1	<28.3	<70.8	<7.1	<7.1	<7.1	<7.1	<7.1	<7.1	<7.1	<7.1	<14.2	<14.2	<7.1
92521220	MW-74 (15'-17')	MW-74	02/06/2021	<7.79	<7.79	<7.79	<7.79	<77.9	<1.56	<156	<19.5	<19.5	<7.79	<3.89	<3.89	<19.5	<3.89	<7.79	<3.89	<3.89	<1.56	<3.89	<3.89	<7.79	<38.9	<38.9	<1.56	<19.5	<7.79	<19.5	<3.89	<3.89	<7.79	<7.79	<7.79	<10.1	NA	NA
92521220	MW-75 (30'-32')	MW-75	02/06/2021	<8.27	<8.27	<8.27	<8.27	<82.7	<1.65	<165	<20.7	<20.7	<8.27	<4.13	<4.13	<20.7	<4.13	<8.27	<4.13	<4.13	<1.65	<4.13	<4.13	<8.27	<41.3	<41.3	<1.65	<20.7	<8.27	<20.7	<4.13	<4.13	<8.27	<8.27	<8.27	<10.8	NA	NA
92521595	MW-76 (25'-27')	MW-76	02/10/2021	<6.42	<6.42	<6.42	<6.42	<61.5	<1.23	<123	<15.4	<15.4	<6.15	<3.07	<3.07	<15.4	<3.07	<6.15	<3.07	<3.07	<1.23	<3.07	<3.07	<6.15	<30.7	<30.7	<1.23	<15.4	<6.15	<15.4	<3.07	<3.07	<6.15	<6.15	<6.15	<7.99	<4.92	<3.07
92525140	MW-80 (20-22)	MW-80	03/02/2021	<7.940	<7.940	<7.940	<7.940	<78.3	<1.57	<157	<19.6	<19.6	<7.83	<3.92	<3.92	<19.6	<3.92	<7.83	<3.92	<3.92	<1.57	<3.92	<3.92	<7.83	<39.2	<39.2	<1.57	<19.6	<7.83	<19.6	<3.92	<3.92	<7.83	<7.83	<7.83	<10.2	<6.27	<3.92
92525771	MW-81 (15'-17')	MW-81	03/03/2021	<7.43	<7.43	<7.43	<7.43	<71.9	<1.44	<144	**96.3**	**49.2**	<7.19	<3.59	<3.59	<18.0	<3.59	**212**	<3.59	<3.59	<1.44	**9.39**	**43.7**	<7.19	<35.9	<35.9	<1.44	<18.0	**222**	<18.0	<3.59	<3.59	<7.19	**29.2**	<7.19	<9.35	**6.61**	<3.59
92525771	MW-82 (15'-17')	MW-82	03/03/2021	<7.27	<7.27	<7.27	<7.27	<90.5	<1.81	<181	**95.4**	**47.6**	<9.05	<4.53	<4.53	<22.6	<4.53	<9.05	<4.53	<4.53	<1.81	**6.20**	**37.5**	**18.4**	<45.3	<45.3	<1.81	<22.6	**170**	<22.6	<4.53	<4.53	<9.05	**31.4**	**18.5**	<11.8	<7.24	<4.53
92527131	MW-83 (40-42)	MW-83	03/05/2021	<6.02	<6.02	<6.02	<6.02	<60.3	<1.21	<121	<15.1	<15.1	<6.03	<3.01	<3.01	<15.1	<3.01	<6.03	<3.01	<3.01	<1.21	<3.01	<3.01	<6.03	<30.1	<30.1	<1.21	<15.1	<6.03	<15.1	<3.01	<3.01	<6.03	<6.03	<6.03	<7.83	<4.82	<3.01
92527131	MW-84 (20-22)	MW-84	03/06/2021	<8.34	<8.34	<8.34	<8.34	<80.3	<1.61	<161	<20.0	<20.0	<8.03	<4.02	<4.02	<20.0	<4.02	<8.03	<4.02	<4.02	<1.61	<4.02	<4.02	<8.03	<40.2	<40.2	<1.61	<20.0	<8.03	<20.0	<4.02	<4.02	<8.03	<8.03	<8.03	<10.4	<6.42	<4.02
92534559	MW-87_20210421	MW-87	05/06/2021	<3.6	<3.6	<3.6	<3.6	<122	<6.1	<122	<6.1	<6.1	<6.1	<6.1	<6.1	<12.2	<6.1	<6.1	<6.1	<6.1	<6.1	<6.1	<6.1	<6.1	<24.5	<61.2	<6.1	<6.1	<6.1	<6.1	<6.1	<6.1	<6.1	<6.1	<12.2	<12.2	<6.1
92535726	MW-88 20-22_20210427	MW-88	04/27/2021	<5.7	<5.7	<5.7	<5.7	<183	<9.2	<183	<9.2	<9.2	<9.2	<9.2	<9.2	<18.3	<9.2	<9.2	<9.2	<9.2	<9.2	<9.2	<9.2	<9.2	<36.6	<91.5	<9.2	<9.2	<9.2	<9.2	<9.2	<9.2	<9.2	<9.2	<18.3	<18.3	<9.2
92535726	MW-88 50-52_20210427	MW-88	04/27/2021	<6.8	<6.8	<6.8	<6.8	<183	<9.2	<183	<9.2	<9.2	<9.2	<9.2	<9.2	<18.3	<9.2	<9.2	<9.2	<9.2	<9.2	<9.2	<9.2	<9.2	<36.7	<91.7	<9.2	<9.2	<9.2	<9.2	<9.2	<9.2	<9.2	<9.2	<18.3	<18.3	<9.2
92535726	MW-88 52-54_20210428	MW-88	04/27/2021	<4.5	<4.5	<4.5	<4.5	<190	<9.5	<190	<9.5	<9.5	<9.5	<9.5	<9.5	<19	<9.5	<9.5	<9.5	<9.5	<9.5	<9.5	<9.5	<9.5	<38	<95	<9.5	<9.5	<9.5	<9.5	<9.5	<9.5	<9.5	<9.5	<19	<19	<9.5
92536024	MW-89 38-40_20210429	MW-89	04/29/2021	<4.6	<4.6	<4.6	<4.6	<184	<9.2	<184	<9.2	<9.2	<9.2	<9.2	<9.2	<18.4	<9.2	<9.2	<9.2	<9.2	<9.2	<9.2	<9.2	<9.2	<36.9	<92.2	<9.2	<9.2	<9.2	<9.2	<9.2	<9.2	<9.2	<9.2	<18.4	<18.4	<9.2
92536024	MW-89 50-52_20210429	MW-89	04/29/2021	<4.1	<4.1	<4.1	<4.1	<177	<8.9	<177	<8.9	<8.9	<8.9	<8.9	<8.9	<17.7	<8.9	<8.9	<8.9	<8.9	<8.9	<8.9	<8.9	<8.9	<35.5	<88.7	<8.9	<8.9	<8.9	<8.9	<8.9	<8.9	<8.9	<8.9	<17.7	<17.7	<8.9
92536024	MW-89 52-54_20210429	MW-89	04/29/2021	<4.3	<4.3	<4.3	<4.3	<163	<8.2	<163	<8.2	<8.2	<8.2	<8.2	<8.2	<16.3	<8.2	<8.2	<8.2	<8.2	<8.2	<8.2	<8.2	<8.2	<32.7	<81.7	<8.2	<8.2	<8.2	<8.2	<8.2	<8.2	<8.2	<8.2	<16.3	<16.3	<8.2
92539536	PMW-90D (18'-20')	MW-90D	05/17/2021	**424**	**602**	**226**	**1,030**	**1,100J**	**291**	<,1360	**2,640**	<67.8	<67.8	<67.8	<67.8	<136	<67.8	<67.8	<67.8	**71.0**	**9,200**	**1,570**	**2,120**	<271	**1,310**	<67.8	**5,300**	**5,470**	<67.8	<67.8	<67.8	**8,520**	**36,700**	**8,890**	**58,800**	**40,000**	**18,800**
92539923	PMW-91D(14'-16')	MW-91D	05/18/2021	**2,820**	**1,800**	**439**	**4,620**	<4,360	**4,740**	<4,360	**6,530**	<218	<218	<218	<218	<436	<218	<218	<218	**782**	**55,000**	**5,170**	**4,910**	<873	**6,440**	**114J**	**10,200**	<218	<218	<218	<218	**94,700**	**98,100**	<218	**320,000**	**226,000**	**94,800**
92492881	RW-4 (15-17.5) Duplicate	RW-4	08/27/2020	NA	NA	NA	NA	<95	<4.7	<95	<4.7	<4.7	<4.7	<4.7	<4.7	<9.5	<4.7	<4.7	<4.7	<4.7	<4.7	<4.7	<4.7	<4.7	<19	<47.5	<4.7	<4.7	<4.7	<4.7	<4.7	<4.7	<4.7	**5.1**	<4.7	<4.7	<9.5	<9.5	<4.7
92492881	RW-4 (15-17.5)	RW-04	08/27/2020	<7.53	<7.53	<7.53	<7.53	<95	<4.7	<95	<4.7	<4.7	<4.7	<4.7	<4.7	<9.5	<4.7	<4.7	<4.7	<4.7	<4.7	<4.7	<4.7	<4.7	<19	<47.5	<4.7	<4.7	<4.7	<4.7	<4.7	<4.7	<4.7	<4.7	<4.7	<4.7	<9.5	<9.5	<4.7
92492881	RW-4 (20.22.5)	RW-04	08/27/2020	<7.37	<7.37	<7.37	<7.37	<88.1	<4.4	<88.1	<4.4	<4.4	<4.4	<4.4	<4.4	<8.8	<4.4	<4.4	<4.4	<4.4	<4.4	<4.4	**4.6**	<4.4	<17.6	<44	<4.4	**7.5**	<4.4	<4.4	<4.4	<4.4	**24.3**	**11.3**	<4.4	**24.9**	**14.6**	**10.2**
92493095	RW-5 (30-32.5)	RW-05	08/28/2020	**11.3**	**12.7**	<6.95	NA	<638	**1,470**	<638	**704**	<31.9	<31.9	<31.9	<31.9	<63.8	<31.9	<31.9	<31.9	<31.9	<31.9	**5,920**	**641**	**631**	<128	<319	<31.9	**2,010**	<31.9	<31.9	<31.9	<31.9	**18,800**	**14,800**	**4,260**	**32,400**	**23,100**	**9,320**
92493096	RW-6 (37.5-40)	RW-06	08/28/2020	**392**	**641**	**259**	NA	<1,570	**1,130**	<1,570	**2,990**	<78.5	<78.5	<78.5	<78.5	<157	<78.5	<78.5	<78.5	<78.5	<78.5	**14,200**	**1,890**	<78.5	<314	<785	<78.5	**10,100**	<78.5	<78.5	<78.5	<78.5	**29,800**	**53,100**	**14,900**	**83,600**	**58,000**	**25,700**
92493643	BH-02 (27.5-30)	RW-07	09/02/2020	**904**	**770**	**438**	**2,110**	<310	**457**	<310	<15.5	<15.5	<15.5	<15.5	<15.5	<31	<15.5	<15.5	<15.5	<15.5	**40.4**	**3,490**	<15.5	**488**	**89.6**	<155	<15.5	**1,980**	<15.5	<15.5	<15.5	<15.5	**7,530**	**10,900**	**2,950**	**21,500**	**14,700**	**6,760**
92493643	BH-02 (32.5-35)	RW-07	09/02/2020	**6,960**	**3,750**	**1,650**	**12,400**	<11,800	**24,400**	<11,800	<592	<592	<592	<592	<592	<1180	<592	<592	<592	<592	**1,280**	**147,000**	<592	<592	<2,370	<5,920	<592	**35,900**	<592	<592	<592	<592	**399,000**	**326,000**	**89,800**	**856,000**	**600,000**	**256,000**
92493136	RW-09_(22.5-25)	RW-09	08/30/2020	<7.38	<7.38	<7.38	NA	<108	**66.5**	<108	<5.4	<5.4	<5.4	<5.4	<5.4	<10.8	<5.4	<5.4	<5.4	<5.4	<5.4	**78.4**	<5.4	**12.9**	<21.7	<54.2	<5.4	**20.5**	<5.4	<5.4	<5.4	<5.4	**269**	**219**	**67.6**	**436**	**313**	**123**
92493992	RW-11 (25-27.5)	RW-11	09/02/2020	<6.72	<6.72	<6.72	<6.72	<67.2	**34**	<134	**23.5**	<16.8	<6.72	<3.36	<3.36	<16.8	<3.36	<6.72	<3.36	<3.36	**3.87**	**34.4**	**5.87**	<6.72	<33.6	<33.6	<1.34	<16.8	<6.72	<16.8	<3.36	<3.36	**224**	**27.7**	<6.72	<8.74	**131**	**46.1**
92493992	RW-11 (27.5-30)	RW-11	09/02/2020	**201**	**76.2**	**41.1**	**319**	<60.3	**912**	<121	**1,070**	**380**	<6.03	<3.01	<3.01	<15.1	<3.01	<6.03	<3.01	<3.01	<1.21	**4,260**	**839**	**248**	<30.1	<30.1	**8.16**	**1,770**	**1,640**	<15.1	<3.01	<3.01	**11,500**	**10,800**	**2,700**	**22,400**	**16,000**	**6,340**
92494609	BH-10 (10-12.5)	RW-18	09/04/2020	<8.49	<8.49	<8.49	<8.49	<152	<7.6	<152	<7.6	<7.6	<7.6	<7.6	<7.6	<15.2	<7.6	<7.6	<7.6	<7.6	<7.6	**12.4**	<7.6	<7.6	<30.5	<76.2	<7.6	<7.6	<7.6	<7.6	<7.6	<7.6	<7.6	**58.5**	**18.8**	<7.6	**59.2**	**40.1**	**19.1**
92494609	BH-10 (22.5-25)	RW-18	09/04/2020	**344**	**711**	**311**	**1,060**	<2,860	**913**	<2,860	<143	<143	<143	<143	<143	<286	<143	<143	<143	<143	<143	**18,200**	<143	<143	<573	<1430	<143	**10,300**	<143	<143	<143	<143	**28,400**	**78,000**	**22,300**	**112,000**	**76,200**	**35,500**
92497664	RW-36 (22.5-25)	RW-36	09/27/2020	<6.78	<6.78	**2.39**	**2.39**	<146	<7.3	<146	<7.3	<7.3	<7.3	<7.3	<7.3	<14.6	<7.3	<7.3	<7.3	<7.3	<7.3	<7.3	<7.3	<7.3	<29.1	<72.8	<7.3	<7.3	<7.3	<7.3	<7.3	<7.3	<7.3	<7.3	<14.6	<14.6	<7.3
92497664	RW-37 (25-30)	RW-37	09/27/2020	<6.79	<6.79	**2.35**	**2.35**	<129	<6.4	<129	<6.4	<6.4	<6.4	<6.4	<6.4	<12.9	<6.4	<6.4	<6.4	<6.4	<6.4	<6.4	<6.4	<6.4	<25.7	<64.3	<6.4	<6.4	<6.4	<6.4	<6.4	<6.4	<6.4	<6.4	<12.9	<12.9	<6.4
92498670	RW-40@25-27.5	RW-40	10/03/2020	NA	NA	NA	NA	<116	<5.8	**55.1J**	<5.8	<5.8	<5.8	<5.8	<5.8	<11.6	<5.8	<5.8	<5.8	<5.8	<5.8	<5.8	<5.8	<5.8	**47.2**	<57.8	<5.8	<5.8	<5.8	<5.8	<5.8	<5.8	<5.8	<5.8	<11.6	<11.6	<5.8
92509149	PMW-11@ (46'-48')	MW-48	11/30/2020	**113**	**284**	**321**	**397**	<130	**32.2**	<130	**465**	<6.5	<6.5	<6.5	<6.5	<13	<6.5	<6.5	<6.5	<6.5	**705**	**157**	<6.5	<26	**167**	<6.5	**1,680**	**662**	<6.5	<6.5	<6.5	**798**	**5,990**	**1,720**	**3,930**	**2,560**	**1,380**
92518156	RW-51(45-47)	RW-51	01/18/2021	**1,290**	**1,280**	**589**	**3,160**	<5,370	**7,260**	<10,700	**6,670**	**2,510**	<537	<269	<269	<1340	<269	<537	<269	<269	**513**	**57,700**	**6,650**	**1,440**	<2,690	<2,690	<107	**18,500**	**25,400**	<1,340	<269	<269	**136,000**	**133,000**	**43,000**	**310,000**	NA	NA
92518156	RW-52(30-32)	RW-52	01/18/2021	**2,640**	**2,360**	**709**	**5,720**	<15,700	**60,100**	<31,500	**4,580**	<3,930	<1570	<787	<787	<3930	<787	<1,570	<787	<787	**1,700**	**140,000**	**10,000**	<1,570	<7,870	<7,870	<315	**38,200**	**35,700**	<3,930	<787	<787	**681,000**	**186,000**	**50,200**	**703,000**	NA	NA
92520906	HCW-24	HCW-24	02/06/2021	**7.11**	<5.64	<5.64	**7.11**	<56.6	<1.13	<113	<14.1	<14.1	<5.66	<2.83	<2.83	<14.1	<2.83	<5.66	<2.83	<2.83	<1.13	<2.83	<2.83	<5.66	<28.3	<28.3	<1.13	<14.1	<5.66	<14.1	<2.83	<2.83	<5.66	<5.66	<5.66	<7.36	NA	NA
92537163	RW-63 40-42	RW-63	05/05/2021	**19,200**	**18,200**	**5,130**	**37,500**	<30,400	**21,700**	<30,400	**55,100**	<1,520	<1520	<1,520	<1520	<3040	<1,520	<1,520	<1520	<1,520	**4,760**	**440,000**	**48,500**	**49,900**	<6,090	**26,200**	<1,520	**130,000**	**184,000**	<1,520	<1,520	<1,520	**813,000**	**1,110,000**	**323,000**	**2,660,000**	**1,850,000**	**808,000**
92537163	RW-63 42-44	RW-63	05/05/2021	**26,400**	**20,000**	**5,630**	**46,300**	<34,900	**50,500**	<34,900	**61,300**	<1,750	<1750	<1,750	<1750	<3490	<1,750	<1,750	<1750	<1,750	**10,900**	**578,000**	**61,700**	**57,500**	<6,980	<17,500	<1,750	**174,000**	**222,000**	<1,750	<1,750	<1,750	**1,230,000**	**1,370,000**	**395,000**	**3,450,000**	**2,400,000**	**1,050,000**
92537482	RW-64 10-12_20210506	RW-64	05/06/2021	**100**	**97.0**	**27.4**	**197**	<221	**1,280**	<221	<11.1	<11.1	<11.1	<11.1	<11.1	<22.1	<11.1	<11.1	<11.1	<11.1	**239**	**1230**	**72.0**	**56.4**	<44.2	<111	<11.1	**169**	**246**	<11.1	<11.1	<11.1	**8,030**	**1,630**	<11.1	**7,460**	**5

Table 2
Summary of Delineation Soil Sampling Results

Colonial Pipeline Company
2020-L1-SR2448
Huntersville, North Carolina

Lab Report	Sample ID	Well ID	Sample Date	MADEP VPH (mg/kg)				Volatile Organic Compounds (EPA 8260D) (µg/kg)																												
				Aliphatic (C05-C08)	Aliphatic (C09-C12)	Aromatic (C09-C10), Unadjusted	Total VPH	Acetone	Benzene	2-Butanone (MEK)	n-Butylbenzene	sec-Butylbenzene	tert-Butylbenzene	Chlorobenzene	Chloroform	Chloromethane	2-Chlorotoluene	4-Chlorotoluene	1,1-Dichloroethane	1,2-Dichloroethane	Diisopropyl ether	Ethylbenzene	Isopropylbenzene (Cumene)	p-Isopropyltoluene	Methylene Chloride	4-Methyl-2-pentanone (MIBK)	Methyl-tert-butyl ether	Naphthalene	n-Propylbenzene	Styrene	1,1,1,2-Tetrachloroethane	Tetrachloroethene	Toluene	1,2,4-Trimethylbenzene	1,3,5-Trimethylbenzene	Xylene (Total)	m&p-Xylene	o-Xylene
Soil-to-Water MSCCs				**68**	**540**	**31**	**NE**	**24,000**	**7.2**	**16,000**	**2,400**	**2,200**	**1,700**	**440**	**340**	**14**	**NE**	**280**	**30**	**1.9**	**320**	**8,000**	**1,300**	**120**	**23**	**420**	**85**	**200**	**1,400**	**900**	**4**	**5.0**	**5,400**	**6,600**	**6,600**	**6,000**	**NE**	**NE**
Residential MSCCs				**625**	**1,560**	**469**	**NE**	**14,000,000**	**12,000**	**9,380,000**	**782,000**	**1,560,000**	**1,560,000**	**312,000**	**21,000**	**51,000**	**NE**	**312,000**	**116,000**	**7,290**	**NE**	**60,300**	**1,560,000**	**1,560,000**	**93,800**	**1,250,000**	**156,000**	**5,500**	**1,560,000**	**3,120,000**	**25,200**	**93,800**	**1,250,000**	**156,000**	**156,000**	**3,120,000**	**NE**	**NE**
Industrial / Commercial MSCCs				**9,340**	**23,300**	**7,000**	**NE**	**210,000,000**	**59,400**	**140,000,000**	**11,600,000**	**23,300,000**	**23,300,000**	**4,670,000**	**105,000**	**251,000**	**NE**	**4,670,000**	**573,000**	**35,900**	**2,330,000**	**297,000**	**23,300,000**	**23,300,000**	**1,400,000**	**18,600,000**	**1,810,000**	**27,000**	**23,300,000**	**46,700,000**	**125,000**	**1,400,000**	**18,600,000**	**2,330,000**	**2,330,000**	**46,700,000**	**NE**	**NE**
92541342	RW-68 12-14_20210527	RW-68	05/27/2021	<3.8	<3.8	<3.8	<3.8	<124	**348**	<124	<6.2	<6.2	<6.2	<6.2	<6.2	<12.4	<6.2	<6.2	<6.2	<6.2	**63.9**	**309**	**21.0**	**13.6**	<24.7	<61.8	<6.2	**74**	<6.2	<6.2	<6.2	<6.2	**1,960**	**427**	<6.2	**1,850**	**1,200**	**647**
92541342	RW-68 16-18_20210527	RW-68	05/27/2021	**1,850**	**1,570**	**490**	**3,410**	<4,500	**2,230**	<4,500	**6,540**	<225	<225	<225	<225	<450	<225	<225	<225	<225	<225	**40,300**	**4,740**	**5,760**	<899	<2,250	<225	**16,500**	<225	**1,940**	<225	<225	**85,900**	**127,000**	**32,200**	**229,000**	**161,000**	**67,700**
92541342	RW-68 34-36_20210527	RW-68	05/27/2021	**7,020**	**4,110**	**1,130**	**11,100**	<11,100	**20,700**	<11,100	**13,000**	<555	<555	<555	<555	<1110	<555	<555	<555	<555	**2,370**	**143,000**	**13,000**	**11,700**	<2,220	<5,550	**603**	**30,100**	<555	<555	<555	<555	**388,000**	**294,000**	**74,000**	**808,000**	**575,000**	**234,000**
92541342	RW-68 42-44_20210527	RW-68	05/27/2021	**3,600**	**1,480**	**407**	**5,080**	<4,500	**16,900**	<4,500	**3,170**	<225	<225	<225	<225	<450	<225	<225	<225	<225	**1,480**	**40,300**	**3,290**	**3,080**	<900	<2,250	**484**	**8,510**	<225	<225	<225	<225	**150,000**	**76,100**	**18,700**	**225,000**	**160,000**	**64,400**
92541460	RW-69 16-18_20210528	RW-69	05/28/2021	**6,540**	**2,790**	**847**	**9,330**	<8,950	**30,100**	<8,950	**10,800**	<447	<447	<447	<447	<895	<447	<447	<447	<447	<447	**113,000**	**10,100**	**9,000**	<1,790	<4,470	<447	**23,600**	<447	<447	<447	<447	**432,000**	**241,000**	**62,400**	**600,000**	**433,000**	**167,000**
92541460	RW-69 28-30_20210528	RW-69	05/28/2021	**6,110**	**4,460**	**1,240**	**10,600**	<8,580	**14,000**	<8,580	**11,800**	<429	<429	<429	<429	<858	<429	<429	<429	<429	**1,260**	**120,000**	**11,600**	**11,100**	<1,720	<4,290	<429	**29,600**	<429	<429	<429	<429	**292,000**	**259,000**	**63,400**	**697,000**	**490,000**	**207,000**
92541460	RW-69 34-35_20210528	RW-69	05/28/2021	**24,200**	**27,400**	**8,030**	**51,600**	<30,200	**28,800**	<30,200	**35,800**	<1,510	<1,510	<1,510	<1510	<3020	<,1510	<1,510	<1,510	<1,510	**1,980**	**331,000**	**34,200**	**34,100**	<6,040	<15,100	<1,510	**92,500**	<1,510	<1,510	<1,510	<1,510	**762,000**	**823,000**	**203,000**	**1,920,000**	**1,350,000**	**567,000**
92554243	RW-70 46-48_20210806	RW-70	08/06/2021	**15,200**	**4,120**	**1,770**	**21,100**	<40,500	**130,000**	<40,500	<2,030	<2,030	<2,030	<2,030	<2,030	<2,030	<2,030	<2,030	<2,030	<2,030	**7,130**	**297,000**	<2,030	<2,030	<8,110	<20,300	<2,030	**87,300**	<2,030	**13,200**	<2,030	<2,030	**1,270,000**	**557,000**	**151,000**	**1,480,000**	**1,030,000**	**442,000**
92551500	RW-71_20210721	RW-71	07/21/2021	<4.9	<4.9	<4.9	<4.9	<124	**11.2**	<124	<6.2	<6.2	<6.2	<6.2	<6.2	<12.4	<6.2	<6.2	<6.2	<6.2	<6.2	**28.6**	**3.6J**	<6.2	<24.7	<61.9	<6.2	**4.6J**	<6.2	<6.2	<6.2	<6.2	**79.0**	**56.0**	**19.1**	**152**	**113**	**38.7**
92551500	RW-72 (54-56)_20210721	RW-72	07/21/2021	<5.3	<5.3	<5.3	<5.3	<111	<5.6	<111	<5.6	<5.6	<5.6	<5.6	<5.6	<11.1	<5.6	<5.6	<5.6	<5.6	<5.6	<5.6	<5.6	<5.6	<22.2	<55.6	<5.6	<5.6	<5.6	<5.6	<5.6	<5.6	**3.9J**	<5.6	<5.6	<11.1	<11.1	<5.6
92551964	RW-73 (54-56)_20210727	RW-73	07/27/2021	<2.9	<2.9	<2.9	<2.9	<111	<5.5	<111	<5.5	<5.5	<5.5	<5.5	<5.5	<11.1	<5.5	<5.5	<5.5	<5.5	<5.5	<5.5	<5.5	<5.5	<22.2	<55.5	<5.5	<5.5	<5.5	<5.5	<5.5	<5.5	**3J**	<5.5	<5.5	<11.1	<11.1	<5.5
92553562	RW-74 70-72_20210802	RW-74	08/02/2021	**207**	**42.1**	**14.7**	**264**	<124	**155**	<124	**60.1**	<6.2	<6.2	<6.2	<6.2	<12.4	<6.2	<6.2	<6.2	<6.2	**52.6**	**548**	**51.4**	**49.1**	<24.9	<62.2	<6.2	**97.5**	**187**	**21.2**	<6.2	<6.2	**1,330**	**1,010**	**283**	**2,770**	**2,020**	**746**
92553562	RW-75 50-52_20210803	RW-75	08/03/2021	<3.6	<3.6	<3.6	<3.6	<137	<6.8	<137	<6.8	<6.8	<6.8	<6.8	<6.8	<13.7	<6.8	<6.8	<6.8	<6.8	<6.8	<6.8	<6.8	<6.8	<27.4	<68.4	<6.8	<6.8	<6.8	<6.8	<6.8	<6.8	**4.7J**	<6.8	<6.8	<13.7	<13.7	<6.8
92553633	RW-76_20210804	RW-76	08/04/2021	<4.6	<4.6	<4.6	<4.6	<169	<8.4	<169	<8.4	<8.4	<8.4	<8.4	<8.4	<16.9	<8.4	<8.4	<8.4	<8.4	<8.4	<8.4	<8.4	<8.4	<33.7	<84.3	<8.4	<8.4	<8.4	<8.4	<8.4	<8.4	**6.1J**	<8.4	<8.4	<16.9	<16.9	<8.4
92555328	RW-77 (38-40)_20210811	RW-77	08/11/2021	**31.9**	**18.3**	<3.2	**51.3**	<122	**106**	<122	<6.1	<6.1	<6.1	<6.1	<6.1	<12.2	<6.1	<6.1	<6.1	<6.1	**47.0**	**81.1**	<6.1	**17.8**	<24.3	<60.8	<6.1	**132**	<6.1	<6.1	<6.1	<6.1	**364**	**238**	<6.1	**440**	**265**	**175**
92555328	RW-77 (54-46)_20210811	RW-77	08/11/2021	**7.8**	**5.2**	<3	**13.1**	<108	**46.1**	<108	<5.4	<5.4	<5.4	<5.4	<5.4	<10.8	<5.4	<5.4	<5.4	<5.4	**40.3**	**7.9**	<5.4	<5.4	<21.6	<53.9	<5.4	<5.4	<5.4	<5.4	<5.4	<5.4	**81.9**	**21.5**	**6.8**	**49.8**	**33.1**	**16.7**
92555491	RW-78 (14'-16')_20210813	RW-78	08/13/2021	<3.7	<3.7	<3.7	<3.7	<152	<7.6	<152	<7.6	<7.6	<7.6	<7.6	**6.1J**	<15.2	<7.6	<7.6	<7.6	<7.6	<7.6	<7.6	<7.6	<7.6	<30.4	<76	<7.6	**12.5**	<7.6	<7.6	<7.6	<7.6	**8.6**	**29.8**	**10.0**	**31.7**	**21.0**	**10.8**
92555491	RW-78 (38-40')_20210813	RW-78	08/13/2021	<3.1	<3.1	<3.1	<3.1	<129	<6.4	<129	<6.4	<6.4	<6.4	<6.4	**4.5J**	<12.9	<6.4	<6.4	<6.4	<6.4	<6.4	<6.4	<6.4	<6.4	<25.8	<64.4	<6.4	<6.4	<6.4	<6.4	<6.4	<6.4	<6.4	<6.4	<6.4	<12.9	<12.9	<6.4
92555491	RW-78 (54-56')_20210813	RW-78	08/13/2021	<3.0	<3.0	<3.0	<3.0	<113	**12.2**	<113	<5.6	<5.6	<5.6	<5.6	**4.1J**	<11.3	<5.6	<5.6	<5.6	<5.6	**3.2J**	<5.6	<5.6	<5.6	<22.6	<56.4	<5.6	<5.6	<5.6	<5.6	<5.6	<5.6	**28.0**	<5.6	<5.6	**8.3J**	**8.3J**	<5.6
92556482	MW-89D (10-12')	MW-89D	08/18/2021	<3.2	<3.2	<3.2	**3.2**	**64.5J**	**7.2**	<125	<6.3	<6.3	<6.3	<6.3	<6.3	<12.5	<6.3	<6.3	<6.3	<6.3	**3.7J**	**9.7**	<6.3	<6.3	**56.8**	<62.6	<6.3	**5.7J**	<6.3	<6.3	<6.3	<6.3	**64.1**	<6.3	<6.3	**31.7**	**31.7**	<6.3
92556482	MW-89D (22-24')	MW-89D	08/18/2021	<3.1	<3.1	<3.1	<3.1	<124	**6.4**	<124	<6.2	<6.2	<6.2	<6.2	<6.2	<12.4	<6.2	<6.2	<6.2	<6.2	**3.8J**	<6.2	<6.2	<6.2	<24.9	<62.2	<6.2	<6.2	<6.2	<6.2	<6.2	<6.2	**24.0**	**9.4**	<6.2	**26.5**	**18.4**	**8.0**
92556482	MW-89D (32-34')*	MW-89D	08/18/2021	**3.8**	<3	<3	**6.3**	<123	**51.9**	<123	**79.9**	<6.2	<6.2	<6.2	<6.2	<12.3	<6.2	<6.2	<6.2	<6.2	**6.6**	**468**	<6.2	**59.6**	<24.6	<61.6	<6.2	**129**	**195**	<6.2	<6.2	<6.2	**973**	**1,200**	**336**	**2,360**	**1,710**	**644**
92558402	RW-80 (28-30')	RW-80	08/26/2021	**3,260**	**1,370**	**496**	**5,120**	<3,480	**4,640**	<3,480	**4,960**	<174	<174	**172J**	<174	<348	<174	<174	<174	<174	**310**	**42,400**	**4,380**	**3,660**	<696	**5,810**	<174	**11,100**	**17,000**	<174	<174	<174	**118,000**	**94,200**	**26,900**	**235,000**	**169,000**	**66,300**
92558402	RW-80 (36-38')*	RW-80	08/26/2021	**2,510**	**949**	**354**	**3,810**	<3,360	**7,880**	<3,360	**3,590**	<168	<168	**110J**	<168	<336	<168	<168	<168	<168	**499**	**36,100**	**3,650**	**3,160**	<671	**4,490**	<168	**10,100**	**14,000**	<168	<168	<168	**121,000**	**79,200**	**22,200**	**201,000**	**143,000**	**57,700**
92558405	RW-81(28-30')*	RW-81	08/27/2021	**2,650**	**1,580**	**642**	**4,870**	<4,100	**2,840**	<4,100	**5,920**	<205	<205	**142J**	<205	<410	<205	<205	<205	<205	**256**	**33,400**	**4,160**	**3,920**	<819	**5,510**	<205	**13,300**	**16,500**	<205	<205	<205	**77,700**	**99,500**	**27,800**	**193,000**	**136,000**	**57,300**
92558405	RW-81(34-36')*	RW-81	08/27/2021	**3,590**	**1,160**	**447**	**5,200**	<3,620	**8,280**	<3,620	**4,810**	<181	<181	**141J**	<181	<362	<181	<181	<181	<181	**621**	**35,000**	**3,730**	**3,450**	<724	**5,190**	<181	**10,700**	**14,500**	<181	<181	<181	**113,000**	**84,500**	**23,600**	**196,000**	**139,000**	**56,800**
92558727	RW-82 (32-34')*	RW-82	08/30/2021	**988**	**687**	**279**	**1,950**	<1,650	**631**	<1,650	**3,920**	<82.6	<82.6	**98.7**	<82.6	<165	<82.6	<82.6	<82.6	<82.6	**44.3**	**5.1J**	<6.6	<6.6	<26.5	<66.3	**34.9**	<6.6	<6.6	<6.6	<6.6	<6.6	**33.3**	**4.5J**	<6.6	**19.8**	**12.1J**	**7.6**
92558727	RW-82 (42-44')*	RW-82	08/31/2021	<3.6	<3.6	<3.6	<3.6	**148**	**29.2**	**87.1J**	<6.6	<6.6	<6.6	<6.6	<6.6	<13.3	<6.6	<6.6	<6.6	<6.6	**44.3**	**5.1J**	<6.6	<6.6	<26.5	<66.3	**34.9**	<6.6	<6.6	<6.6	<6.6	<6.6	**33.3**	**4.5J**	<6.6	**19.8**	**12.1J**	**7.6**
92559635	MW-26R (46-48')*	MW-26R	09/03/2021	**182**	**82.1**	**33.4**	**298**	<291	**580**	<291	**322**	<14.6	<14.6	**7.8J**	<14.6	<29.1	<14.6	<14.6	<14.6	<14.6	**120**	**2,500**	**253**	**241**	<58.2	**268**	<14.6	**681**	**939**	<14.6	<14.6	<14.6	**7,220**	**5,260**	**1,480**	**14,300**	**10,300**	**3,980**
92559635	MW-26R (52-54')*	MW-26R	09/03/2021	**9.3**	**8.3**	<3.3	**18.7**	<1,550	**2,630**	<1550	**4,560**	<77.4	<77.4	**113**	<77.4	<155	<77.4	<77.4	<77.4	<77.4	**219**	**31,000**	**3,430**	**3,610**	<309	**3,860**	<77.4	**8,870**	**13,200**	<77.4	<77.4	<77.4	**71,400**	**75,600**	**21,100**	**180,000**	**128,000**	**52,700**
92560935	MW-22R (34-36)*	MW-22R	09/10/2021	**763**	**526**	**198**	**1,490**	<1,420	**1,340**	<1420	**3,680**	<70.9	<70.9	**81.7**	<70.9	<142	<70.9	<70.9	<70.9	<70.9	**65.6J**	**22,500**	<70.9	**2,820**	<284	**2,420**	<70.9	**7,870**	**10,500**	<70.9	<70.9	<70.9	**46,300**	**60,700**	**18,100**	**136,000**	**94,700**	**41,100**
92560989	MW-22R (40-42)*	MW-22R	09/13/2021	<3	<3	<3	<3	<125	**36.2**	<125	<6.3	<6.3	<6.3	<6.3	<6.3	<12.5	<6.3	<6.3	<6.3	<6.3	**20.6**	**15.6**	<6.3	<6.3	**19.1J**	<62.6	**4.4J**	**3.7J**	<6.3	<6.3	<6.3	<6.3	**101**	**10.1**	<6.3	**73.8**	**52.1**	**21.8**
92561548	RW-83 (24-26)	RW-83	09/14/2021	**1,400**	**1,110**	**341**	**2,500**	<6,370	**3,890**	<6370	**6,890**	<318	**19,900**	**187J**	<318	<637	<318	<318	<318	<318	**278J**	**62,800**	**6,740**	**6,310**	<1270	**5,070**	<318	**16,400**	**23,800**	<318	<318	<318	**133,000**	**131,000**	**38,200**	**374,000**	**262,000**	**112,000**
92562698	MW-4D (30-32)*	MW-4D	09/17/2021	<7,010	<7,010	<7,010	<7,010	<70.1	<1.4	<140	<17.5	<17.5	<7.01	<3.5	<3.5	<17.5	<3.5	<7.01	<3.5	<3.5	<1.4	<3.5	<3.5	<7.01	<35	<35	<1.4	<17.5	**1.89J**	**1.6J**	<3.5	<3.5	**4.18J**	**4.95J**	<7.01	**8.06J**	**5.87**	**2.19J**
92562698	MW-4D (65-67)*	MW-4D	09/20/2021	**3,000J**	<6,200	<6,200	**3,000J**	<62	<1.24	<124	<15.6	<15.6	<6.20	<3.1	<3.1	<15.6	<3.1	<6.20	<3.1	<3.1	<1.24	<3.1	<3.1	<6.20	**8.52J**	<31	**1.61**	<15.6	<6.20	<15.6	<3.1	<3.1	<6.20	<6.20	<6.20	<8.06	<4.96	<3.1
92563637	MW-96 (16-18')*	MW-96	09/27/2021	**3,640J**	<7,530	<7,530	**3,640J**	<75.1	<1.5	<150	<18.8	<18.8	<7.51	<3.75	<3.75	<18.8	<3.75	<7.51	<3.75	<3.75	<1.5	<3.75	<3.75	<7.51	<37.5	<37.5	<1.5	<18.8	<7.51	<18.8	<3.75	<3.75	<7.51	<7.51	<7.51	3.75	6	9.76
92563977	MW-96 (56-58)_20210928	MW-96	09/28/2021	**3,330J**	**2,280J**	<6,680	**5,610J**	<64.5	<1.29	<129	<16.1	<16.1	<6.45	<3.23	<3.23	<16.1	<3.23	<6.45	<3.23	<3.23	<1.29	<3.23	<3.23	<6.45	<32.3	<32.3	<1.29	<16.1	<6.45	<16.1	<3.23	<3.23	<6.45	<6.45	<6.45	<8.38	<5.16	<3.23
92565181	MW-97 (20-22)_20211005	MW-97	10/05/2021	<4.3	<4.3	<4.3	<4.3	<82.3	<1.65	<165	<20.6	<20.6	<8.23	<4.12	<4.12	<20.6	<4.12	<8.23	<4.12	<4.12	<1.65	<4.12	<4.12	<8.23	<41.2	<41.2	<1.65	<20.6	<8.23	<20.6	<4.12	<4.12	**4.25J**	<8.23	<8.23	<10.7	<6.58	<4.12
92565181	MW-97 (60-62)_20211005	MW-97	10/05/2021	<3.2	<3.2	<3.2	<3.2	<65.2	<1.3	<130	<16.3	<16.3	<6.52	<3.27	<3.27	<16.3	<3.27	<6.52	<3.27	<3.27	<1.3	<3.27	<3.27	<6.52	<32.7	<32.7	<1.3	<16.3	<6.52	<16.3	<3.27	<3.27	<6.52	<6.52	<6.52	<8.49	<5.22	<3.27
92566390	RW-84 (9-11)_20211012	RW-84	10/12/2021	**49.4**	**31.8**	**8.5**	**89.7**	<74.3	**2,320**	<149	**84.8**	**43.1**	<7.43	<3.71	<3.71	<18.6	<3.71	<7.43	<3.71	<3.71	**817**	**2,410**	**156**	**25**	<37.1	<37.1	**165**	**236**	**576**	<18.6	<3.71	<3.71	**13,700**	**3,050**	**820**	**13,800**	**9,400**	**4,370**
92566390	RW-84 (14-16)_20211012	RW-84	10/12/2021	**577**	**358**	**121**	**1,060**	<543	**3,690**	<1,090	**1,600**	**575**	<54.3	<27.1	<27.1	<136	<27.1	<54.3	<27.1	<27.1	**687**	**17,400**	**1,520**	**394**	<271	<271	**117**	**5,040**	**5,320**	<136	<27.1	<27.1	**33,300**	**20,500**	**7,980**	**57,500**	**40,400**	**17,100**
92566390	RW-84 (48-50)_20211012	RW-84	10/12/2021	**1,160**	**858**	**396**	**2,410**	<2,370	**5,050**	<4,730	**5,290**	**1,810**	<237	<118	<118	<592	<118	<237	<118	<118	**602**	**38,500**	**4,280**	**1,070**	<1,180	<1,180	**151**	**14,000**	**17,200**	<592	<118	<118	**78,300**	**110,000**	**27,200**	**209,000**	**146,000**	**64,400**
92566639	RW-85 (15-17)_20211013	RW-85	10/13/2021	**4,290**	**3,030**	**1,220**	**8,550**	<77.2	**18.7**	<154	**607**	**208**	<7.72	<3.86	<3.86	<19.3	<3.86	<7.72	<3.86	<3.86	<1.54	**2,790**	**483**	**126**	<38.6	<38.6	<1.54	**1,450**	**1,870**	<19.3	<3.86	<3.86	**2,840**	**6,790**	**2,950**	**14,200**	**9,660**	**4,540**
92566639	RW-85 (40-42)_20211013*	RW-85	10/13/2021	**5,380**	**3,730**	**1,650**	**10,800**	<1,470	**14,100**	<2,940	**23,400**	**8,780**	83.9J	<73.6	<73.6	<368	<73.6	<147	<73.6	<73.6	**1,200**	**136,000**	**19,400**	**4,770**	<736	<736	**285**	**60,800**	**69,300**	<368	<73.6	<73.6	**309,000**	**409,000**	**103,000**	**815,000**	**591,000**	**224,000**
92567147	RW-86 (16-18)_20211014	RW-86	10/14/2021	**4,870**	**2,900**	**1,070**	**8,840**	<16,200	**21,000**	<16,200	**19,100**	<811	<811	<811	<811	<1620	<811	<811	<811	<811	**1,580**	**169,000**	**16,400**	**15,800**	<3,240	**9,170**	<811	**37,300**	**60,000**	<811	<811	<811	**445,000**	**342,000**	**88,800**	**982,000**	**699,000**	**284,000**
92567147	RW-86 (34-36)_20211014	RW-86	10/14/2021	**13.7**	**5.6**	<3.5	**19.3**	<144	624	<144	<7.2	<7.2	<7.2	<7.2	<7.2	<14.4	<7.2	<7.2	<7.2	<7.2	**128**	**439**	**16.9**	**6.8J**	<28.8	<72	<7.2	**7.3**	**40.6**	<7.2	<7.2	<7.2	**3,560**	**182**	**53.5**	**2,360**	**1,640**	**716**
92567264	RW-87 (12-14)_20211015	RW-87	10/15/2021	**1,240**	**888**	**426**	**2,560**	<5,070	**14,300**	<5,070	**6,630**	<254	<254	<254	<254	<507	<254	<254	<254	<254	**871**	**57,300**	**6,080**	**6,260**	<1,010	**3,780**	<254	**15,300**	**22,400**	<254	<254	<254	**185,000**	**130,000**	**38,700**	**329,000**	**233,000**	**95,600**
92567264	RW-87 (34-36)_20211015	RW-87	10/15/2021	**13,600**	**6,080**	**2,410**	**22,100**	<39,000	**119,000**	<39,000	**34,800**	<1,950	<1,950	<1,950	<1,950	<3,900	<1,950	<1,950	<1,950	<1,950	**7,880**	**438,000**	**38,600**	**31,400**	<7,800	<19,500	<1,950	**82,400**	**138,000**	<1,950	<1,950	<1,950	**1,460,000**	**765,000**	**228,000**	**2,430,000**	**1,740,000**	**686,000**
92567407	RW-88 (12-14)_20211018	RW-88	10/18/2021	**877**	**645**	**243**	**1,770**	**2,460J**	**6,510**	<3,060	**2,530**	<153	<153	<153	<153	<306	<153	<153	<153	<153	**364**	**20,900**	**2,280**	**2,280**	<612	**1,630**	<153	**6,270**	**8,220**	<153	<153	<153	**66,700**	**48,700**	**14,600**	**119,000**	**84,700**	**34,400**
92567407	RW-88 (34-36)_20211018	RW-88	10/18/2021	**9,450**	**4,850**	**1,900**	**16,200**	<103,000	**332,000**	<103,000	**49,100**	<5,160	<5,160	<5,160	<5,160	<10,300	<5,160	<5,160	<5,160	<5,160	**19,800**	**793,000**	**63,800**	**48,600**	<20,600	<51,600	<5,160	**135,000**	**228,000**	<5,160	<5,160	<5,160	**3,210,000**	**1,250,000**	**408,000**	**4,370,000**	**3,150,000**	**1,210,000**
92567704	RW-89 (22-24)_20211019	RW-89	10/19/2021	**5,790**	**2,620**	**1,050**	**9,460**	<36,400	**56,800**	<36,400	**21,900**	<1,820	<1,820	<1,820	<1,820	<3,640	<1,820	<1,820	<1,820	<1,820	**3,050**	**227,000**	**21,100**	**18,700**	<7,280	**14,000J**	<1,820	**44,200**	**80,700**	<1,820	<1,820	<1,820	**855,000**	**447,000**	**131,000**	**1,220,000**	**887,000**	**333,000**
92567704	RW-89 (32-34)_20211019	RW-89	10/19/2021	**1,820**	**1,670**	**670**	**4,160**	<5,750	**13,300**	<5,750	**13,100**	<288	<288	**321**	<288	<575	<288	<288	<288	<288	**879**	**112,000**	**12,400**	**12,300**	<1,150	**9,370**	**214J**	**30,800**	**45,900**	<288	<288	<288	**266,000**	**261,000**	**77,900**	**640,000**	**449,000**	**191,000**
92568134	RW-90 (16-18)_20211020	RW-90	10/20/2021	**96.4**	**27.2**	**8.4**	**132**	<301	**555**	<301	**335**	<15	<15	**7.8J**	<15	<30.1	<15	<15	<15	<15	**84**	**3,110**	**298**	**265**	<60.2	**240**	<15	**664**	**1,050**	<15	<15	<15	**9,440**	**5,710**	**1,610**	**17,200**	**12,400**	**4,830**
92568134	RW-90 (52-54)_20211020	RW-90	10/20/2021	**46.3**	**40.9**	**16.4**	**104**	<298	**1,060**	<298	**353**	<14.9	<14.9	<14.9	<14.9	<29.8	<14.9	<14.9	<14.9	<14.9	**562**	**2,740**	**274**	**314**	**81**	<149	**97**	**992**	**967**	<14.9	<14.9	<14.9	**10,200**	**6,480**	**1,750**	**16,900**	**11,200**	**5,690**
92568516	RW-91 (18-20)_20211022	RW-91	10/22/2021	**19.3**	**7.0**	<3.6	**28.0**	<140	**1,000**	<140	**30.7**	<7	<7	<7	<7	<14	<7	<7	<7	<7	**256**	**558**	**37**	**27**	<28	<70	**18**	**104**	**128**	<7	<7	<7	**4,090**	**801**	**232**	**3,210**	**2,160**	**1,050**
92568516	RW-91 (42-44)_20211022*	RW-91	10/22/2021	**624**	**514**	**354**	**1,490**	<1,480	**826**	<1,480	<73.9	<73.9	<73.9	<73.9	<73.9	<148	<73.9	<73.9	<73.9	<73.9	**186**	**12,100**	<73.9	<73.9	<295	<739	<73.9	**7,640**	**7,760**	<73.9	<73.9	<73.9	**20,400**	**50,000**	**15,100**	**72,500**	**50,000**	**22,500**
92569063	RW-92 (16-18)_20211026	RW-92	10/26/2021	**937**	**521**	**443**	**1,900**	**13,600**	**271**	<3,720	**6,830**	<186	<186	149J	<186	<372	<186	<186	<186	<186	**248**	**19,900**	**4,140**	**6,260**	<745	**3,390**	<186	**21,600**	**15,100**	<186	<186	<186	**14,300**	**106,000**	**30,400**	**137,000**	**89,400**	**47,800**
92569063	RW-92 (62-64)_20211026*	RW-92	10/26/2021	<3.2	<3.2	<3.2	<3.2	<146	**4.4J**	<146	**7.7**	<7.3	<7.3	<7.3	<7.3	<14.6	<7.3	<7.3	<7.3	<7.3	<7.3	**25**	**4J**	**6.9J**	<29.1	<72.8	<7.3	**5.7J**	**17**	<7.3	<7.3	<7.3	**42**	**79**	**26**	**131**	**98**	**34**
92568326	PRW-A_20211021	NA	10/21/2021	**1,650**	**1,390**	**674**	**3,720**	<1,450	**1,970**	<1,450	**3,770**	<72.6	<72.6	97.5	<72.6	<145	<72.6	<72.6	<72.6	<72.6	**120**	**23,000**	**2,720**	**3,200**	<290	**2,260**	<72.6	**9,300**	**11,400**	<72.6	<72.6	<72.6	**50,100**	**67,800**	**20,900**	**133,000**	**94,000**	**39,100**
92573101	RW-93 (22-24)_20211116	RW-93	11/16/2021	<3.7	<3.7	<3.7	**4.2**	<141	**90.4**	<141	<7.1	<7.1	<7.1	<7.1	<7.1	<14.1	<7.1	<7.1	<7.1	<7.1	**30.8**	**64.7**	<7.1	<7.1	<28.3	<70.7	<7.1	**10.5**	<7.1	<7.1	<7.1	<7.1	**637**	**32.4**	<7.1	**316**	**240**	**76.7**
92573101	RW-93 (36-38)_20211116*	RW-93	11/16/2021	**136**	**74.6**	**28.4**	**239**	<156	**551**	<156	<7.8	<7.8	<7.8	<7.8	<7.8	<15.6	<7.8	<7.8	<7.8	<7.8	**89.2**	**1,060**	**113**	<7.8	<31.3	<78.2	<7.8	**575**	**405**	<7.8	<7.8	<7.8	**4,100**	**2,750**	**758**	**6,110**	**4,250**	**1,860**
92573101	RW-93 (58-60)_20211117*	RW-93	11/17/2021	<2.9	<2.9	<2.9	<2.9	<125	<6.2	<125	<6.2	<6.2	<6.2	<6.2	<6.2	<12.5	<6.2	<6.2	<6.2	<6.2	<6.2	**6.5**	<6.2	<6.2	<24.9	<62.3	<6.2	<6.2	<6.2	<6.2	<6.2	<6.2	**15.2**	**12.5**	**3.7J**	**26.4**	**20.2**	**6.2J**
92573619	RW-94(26-28)_20211118	RW-94	11/18/2021	**1,650**	**1,860**	**911**	**4,410**	<6,540	**1,380**	<6,540	**12,200**	<327	<327	**327**	<327	<654	<327	<327	<327	<327	**192J**	**90,200**	**10,500**	**9,830**	<1,310	<3,270	<327	**27,900**	**36,000**	<327	<327	<327	**108,000**	**208,000**	<327	**556,000**	**390,000**	**165,000**
92573619	RW-94(66-66.5)_20211118*	RW-94	11/18/

Table 2
Summary of Delineation Soil Sampling Results

Colonial Pipeline Company
2020-L1-SR2448
Huntersville, North Carolina

Lab Report	Sample ID	Well ID	Sample Date	MADEP VPH (mg/kg)				Volatile Organic Compounds (EPA 8260D) (µg/kg)																												
				Aliphatic (C05-C08)	Aliphatic (C09-C12)	Aromatic (C09-C10), Unadjusted	Total VPH	Acetone	Benzene	2-Butanone (MEK)	n-Butylbenzene	sec-Butylbenzene	tert-Butylbenzene	Chlorobenzene	Chloroform	Chloromethane	2-Chlorotoluene	4-Chlorotoluene	1,1-Dichloroethane	1,2-Dichloroethane	Diisopropyl ether	Ethylbenzene	Isopropylbenzene (Cumene)	p-Isopropyltoluene	Methylene Chloride	4-Methyl-2-pentanone (MIBK)	Methyl-tert-butyl ether	Naphthalene	n-Propylbenzene	Styrene	1,1,1,2-Tetrachloroethane	Tetrachloroethene	Toluene	1,2,4-Trimethylbenzene	1,3,5-Trimethylbenzene	Xylene (Total)	m&p-Xylene	o-Xylene
Soil-to-Water MSCCs				**68**	**540**	**31**	**NE**	**24,000**	**7.2**	**16,000**	**2,400**	**2,200**	**1,700**	**440**	**340**	**14**	**NE**	**280**	**30**	**1.9**	**320**	**8,000**	**1,300**	**120**	**23**	**420**	**85**	**200**	**1,400**	**900**	**4**	**5.0**	**5,400**	**6,600**	**6,600**	**6,000**	**NE**	**NE**
Residential MSCCs				**625**	**1,560**	**469**	**NE**	**14,000,000**	**12,000**	**9,380,000**	**782,000**	**1,560,000**	**1,560,000**	**312,000**	**21,000**	**51,000**	**NE**	**312,000**	**116,000**	**7,290**	**NE**	**60,300**	**1,560,000**	**1,560,000**	**93,800**	**1,250,000**	**156,000**	**5,500**	**1,560,000**	**3,120,000**	**25,200**	**93,800**	**1,250,000**	**156,000**	**156,000**	**3,120,000**	**NE**	**NE**
Industrial / Commercial MSCCs				**9,340**	**23,300**	**7,000**	**NE**	**210,000,000**	**59,400**	**140,000,000**	**11,600,000**	**23,300,000**	**23,300,000**	**4,670,000**	**105,000**	**251,000**	**NE**	**4,670,000**	**573,000**	**35,900**	**2,330,000**	**297,000**	**23,300,000**	**23,300,000**	**1,400,000**	**18,600,000**	**1,810,000**	**27,000**	**23,300,000**	**46,700,000**	**125,000**	**1,400,000**	**18,600,000**	**2,330,000**	**2,330,000**	**46,700,000**	**NE**	**NE**
92578597	RW-101 (22-24)_20211213	RW-101	12/13/2021	<3.6	<3.6	<3.6	<3.6	**82.6J**	**90**	**47.6J**	<5.9	<5.9	<5.9	<5.9	<5.9	<11.9	<5.9	<5.9	<5.9	<5.9	**27.7**	**84.4**	**5.8J**	**7.0**	<23.8	<59.4	<5.9	**22.4**	**19.4**	<5.9	<5.9	<5.9	**582**	**126**	**34**	**465**	**325**	**140**
92578597	RW-101 (50-52)_20211213*	RW-101	12/13/2021	**924**	**206**	**77.1**	**1,210**	<1,450	**6,050**	<1,450	**1,490**	<72.3	<72.3	<72.3	<72.3	<145	<72.3	<72.3	<72.3	<72.3	**249**	**14,000**	**1,320**	**1,240**	<289	**1,040**	<72.3	**3,330**	**5,180**	<72.3	<72.3	<72.3	**54,800**	**30,400**	**8,770**	**77,200**	**55,900**	**21,300**
92578597	RW-102 (16-18)_20211214	RW-102	12/14/2021	**57.7**	**23.2**	<5.1	**82.6**	399	**21.6**	**182**	<7.6	<7.6	<7.6	<7.6	<7.6	<15.2	<7.6	<7.6	<7.6	<7.6	**35.4**	**38.6**	<7.6	<7.6	<30.3	<75.9	**25.5**	**114**	**17.7**	<7.6	<7.6	<7.6	**187**	**127**	**42.6**	**213**	**158**	**55**
92578597	RW-102 (36-38)_20211214*	RW-102	12/14/2021	**18,200**	**5,290**	**2,490**	**26,000**	<38,800	**134,000**	<38,800	**39,500**	<1,940	<1,940	<1,940	<1,940	<3,880	<1,940	<1,940	<1,940	<1,940	**4,920**	**394,000**	**38,300**	**38,600**	<7,760	<19,400	<1,940	**95,700**	**151,000**	<1,940	<1,940	<1,940	**1,390,000**	**888,000**	**258,000**	**2,180,000**	**1,560,000**	**616,000**
92578597	RW-102 (44-46)_20211214*	RW-102	12/14/2021	**612**	**239**	**120**	**971**	<1,320	**4,290**	<1,320	**2,120**	<66	<66	<66	<66	<132	<66	<66	<66	<66	**243**	**13,500**	**1,500**	**1,790**	<264	**1,160**	<66	**4,980**	**6,050**	<66	<66	<66	**43,900**	**37,900**	**11,200**	**76,600**	**54,400**	**22,300**
92578597	RW-103 (38-40)_20211215	RW-103	12/15/2021	**1,450**	**1,020**	**496**	**2,970**	<2,930	**4,410**	<2,930	**7,120**	<147	<147	**158**	<147	<293	<147	<147	<147	<147	**287**	**47,000**	**5,390**	**5,970**	<586	**3,940**	<147	**14,700**	**20,700**	<147	<147	<147	**107,000**	**124,000**	**37,200**	**272,000**	**192,000**	**80,700**
92578597	RW-103 (58-59)_20211215*	RW-103	12/15/2021	**193**	**14.6**	<2.7	**210**	<107	**37.8**	<107	<5.4	<5.4	<5.4	<5.4	<5.4	<10.7	<5.4	<5.4	<5.4	<5.4	**3.7J**	**161**	**10.4**	**6.1**	<21.5	<53.7	<5.4	**7.4**	**31.6**	<5.4	<5.4	<5.4	**741**	**132**	**43.6**	**791**	**602**	**189**
92579622	RW-104 (20-22)_20211220	RW-104	12/20/2021	**3,670**	**2,020**	**850**	**6,550**	**1,730J**	**2,870**	<3,490	**3,500**	<175	<175	<175	<175	<349	<175	<175	<175	<175	**238**	**31,000**	**3,290**	<175	<698	<1,750	<175	**12,700**	<175	<175	<175	<175	**79,200**	**87,700**	**24,500**	**183,000**	**125,000**	**58,300**
92579622	RW-104 (42-44)_20211220*	RW-104	12/20/2021	**264**	**57.1**	**25.3**	**347**	<482	**1,190**	<482	**530**	<24.1	<24.1	<24.1	<24.1	<48.2	<24.1	<24.1	<24.1	<24.1	<24.1	**3,640**	**373**	<24.1	<96.4	<241	<24.1	**1,660**	<24.1	<24.1	<24.1	<24.1	**12,800**	**10,300**	**2,930**	**20,700**	**14,700**	**5,960**
92579622	RW-105 (28-30)_20211221	RW-105	12/21/2021	**3,920**	**1,940**	**799**	**6,660**	<6,650	**14,100**	<6,650	**11,100**	<333	<333	**350**	<333	<665	<333	<333	<333	<333	<333	**89,100**	**9,390**	<333	<1,330	<3,330	<333	**29,600**	<333	<333	<333	<333	**252,000**	**227,000**	**66,800**	**507,000**	**355,000**	**152,000**
92579622	RW-105 (48-50)_20211221*	RW-105	12/21/2021	**14.9**	**4.1**	<3.0	**19.3**	<119	**37.4**	<119	**32.2**	<6	<6	<6	<6	<11.9	<6	<6	<6	<6	**4.8J**	**175**	**22.1**	**25.4**	<23.9	<59.7	<6	**47.8**	**89.2**	<6	<6	<6	**449**	**488**	**152**	**957**	**702**	**255**
92582415	RW-106 (10-12)_20220111	RW-106	01/11/2022	**71.1**	**93.5**	**28.1**	**193**	**212**	**133**	**236**	**529**	<6.7	<6.7	<6.7	<6.7	<13.5	<6.7	<6.7	<6.7	<6.7	**92.2**	**1,540**	<6.7	<6.7	<26.9	<67.3	<6.7	**1,240**	**692**	<6.7	<6.7	<6.7	**3,110**	**4,500**	**1,340**	**7,940**	**5,500**	**2,440**
92582415	RW-106 (30-32)_20220111*	RW-106	01/11/2022	**1,120**	**816**	**294**	**2,230**	<2,260	**871**	<2,260	<113	<113	<113	**83.1J**	<113	<226	<113	<113	<113	<113	**303**	**21,000**	**2,270**	**2,680**	<452	<1,130	<113	**8,600**	**8,210**	<113	<113	<113	**32,500**	**53,100**	**15,500**	**111,000**	**76,300**	**35,000**
92583764	RW-107 (10-12)_20220119	RW-107	01/19/2022	**4,090**	**2,260**	**842**	**7,190**	**2,070J**	**2,100**	<3,500	**7,510**	<175	<175	<175	<175	<350	<175	<175	<175	<175	**201**	**48,000**	<175	<175	<701	<1,750	<175	**17,300**	**21,900**	<175	<175	<175	**81,400**	**131,000**	**38,900**	**259,000**	**182,000**	**77,300**
92583764	RW-107 (26-27)_20220119	RW-107	01/19/2022	**14,300**	**2,430**	**725**	**17,500**	<13,200	**62,700**	<13,200	**11,700**	<660	<660	<660	<660	<1,320	<660	<660	<660	<660	**3,980**	**172,000**	**12,000**	**9,990**	<2,640	<6,600	<660	**21,700**	<660	**6,210**	<660	<660	**649,000**	**228,000**	**70,200**	**823,000**	**596,000**	**228,000**
92583764	RW-108 (36-38)_20220120	RW-108	01/20/2022	**74.2**	**28.3**	**9.0**	**111**	<150	**256**	**141J**	**194**	<7.5	<7.5	<7.5	<7.5	<15	<7.5	<7.5	<7.5	<7.5	**48.7**	**1,090**	**118**	<7.5	<30.0	**112**	<7.5	**401**	**510**	**44.4**	<7.5	<7.5	**2,730**	**3,070**	**911**	**5,570**	**3,940**	**1,630**
92583764	RW-108 (50-51)_20220120*	RW-108	01/20/2022	**205**	**38.6**	**14.7**	**259**	<326	**1,270**	<326	**293**	<16.3	<16.3	<16.3	<16.3	<32.6	<16.3	<16.3	<16.3	<16.3	**161**	**2,780**	<16.3	**222**	<65.3	<163	<16.3	**577**	**959**	<16.3	<16.3	<16.3	**10,300**	**5,140**	**1,570**	**13,500**	**9,790**	**3,740**
92584586	RW-109 (10-12)_20220125	RW-109	01/25/2022	**76.0**	**35.4**	<4.3	**115**	<169	**97.1**	<169	**10.0**	<8.4	<8.4	<8.4	<8.4	<16.9	<8.4	<8.4	<8.4	<8.4	**15.9**	**70.9**	<8.4	**10.3**	<33.8	<84.4	<8.4	**17.7**	**30.1**	<8.4	<8.4	<8.4	**410**	**166**	**54.7**	**376**	**247**	**129**
92584586	RW-109 (50-52)_20220125*	RW-109	01/25/2022	**2,070**	**424**	**262**	**2,760**	<5,220	**24,200**	<5,220	**3,610**	<261	<261	<261	<261	<522	<261	<261	<261	<261	**813**	**49,600**	**3,700**	**3,140**	<1,040	**2,220J**	<261	**8,470**	**14,400**	**1,830**	<261	<261	**200,000**	**79,000**	**23,400**	**242,000**	**175,000**	**66,800**
92585143	RW-110 (12-14)_20220126	RW-110	01/26/2022	<3.8	<3.8	<3.8	<3.8	<156	**14.1**	<156	**32.4**	<7.8	<7.8	<7.8	<7.8	<15.6	<7.8	<7.8	<7.8	<7.8	<7.8	**80.7**	<7.8	**24.3**	<31.2	<78.0	<7.8	**148**	**53.9**	**5.5J**	<7.8	<7.8	**154**	**398**	**119**	**444**	**293**	**151**
92585143	RW-110 (54-56)_20220126*	RW-110	01/26/2022	<3.1	<3.1	<3.1	<3.1	<150	**23.2**	<150	<7.5	<7.5	<7.5	<7.5	<7.5	<15	<7.5	<7.5	<7.5	<7.5	<7.5	**30.0**	<7.5	<7.5	<30.1	<75.2	<7.5	**10.0**	<7.5	<7.5	<7.5	<7.5	**153**	**60.9**	**16.7**	**157**	**113**	**44.1**
92585143	RW-111 (26-28)_20220127	RW-111	01/27/2022	<3.9	<3.9	<3.9	<3.9	<145	**48.9**	<145	<7.2	<7.2	<7.2	<7.2	<7.2	<14.5	<7.2	<7.2	<7.2	<7.2	**8.6**	<7.2	<7.2	<7.2	<29.0	<72.5	<7.2	<7.2	<7.2	<7.2	<7.2	<7.2	**73.4**	<7.2	<7.2	**25.6**	**16.1**	**9.5**
92585143	RW-111 (46-47)_20220128*	RW-111	01/28/2022	**34.6**	**4.0**	<2.9	**39.5**	**51.0J**	**502**	**209**	**38.2**	<5.2	<5.2	<5.2	<5.2	<10.4	<5.2	<5.2	<5.2	<5.2	**76.2**	**495**	**36.6**	**31.0**	<20.9	<52.2	<5.2	**50.4**	**144**	<5.2	<5.2	<5.2	**2,370**	**725**	**220**	**2,330**	**1,700**	**630**
92585744	RW-112 (38-40)_20220131	RW-112	01/31/2022	**7,350**	**2,710**	**1,470**	**11,500**	<8,090	**10,000**	<8,090	<405	<405	<405	<405	<405	<809	<405	<405	<405	<405	**768**	**118,000**	<405	<405	<1,620	<4,050	<405	**39,000**	**43,500**	<405	<405	<405	**272,000**	**272,000**	**86,900**	**598,000**	**418,000**	**180,000**
92585744	RW-112 (70-72)_20220201*	RW-112	02/01/2022	**81.6**	**23.1**	**12.8**	**117**	<163	**99.9**	<163	<8.2	<8.2	<8.2	<8.2	<8.2	<16.3	<8.2	<8.2	<8.2	<8.2	<8.2	**1,730**	<8.2	**220**	<32.6	<81.5	<8.2	**395**	**732**	<8.2	<8.2	<8.2	**3,150**	**4,060**	**1,360**	**8,580**	**6,260**	**2,330**
92586236	MW07R (52-54)_20220203*	MW-07R	02/03/2022	<3.4	<3.4	<3.4	<3.4	<143	<7.1	<143	<7.1	<7.1	<7.1	<7.1	<7.1	<14.3	<7.1	<7.1	<7.1	<7.1	<7.1	<7.1	<7.1	<7.1	<28.5	<71.4	<7.1	<7.1	<7.1	<7.1	<7.1	<7.1	<7.1	<7.1	<7.1	**6.4J**	**6.4J**	<7.1
92587904	MW-25R (60-62)_20220209*	MW-25R	02/09/2022	**29.6**	**21.9**	**10.1**	**61.5**	<112	**16.4**	<112	**16.8**	<5.6	<5.6	<5.6	<5.6	<11.2	<5.6	<5.6	<5.6	<5.6	**129**	**16.3**	**31.0**	<22.3	<55.8	<5.6	**23.8**	**54.6**	**5.0J**	<5.6	<5.6	**323**	**269**	**85.8**	**785**	**578**	**207**
92547162	AS-21 (18-20)_20210630	AS-21	06/30/2021	**14.1**	**7.3**	<4.4	**22.9**	<156	<7.8	<156	<7.8	<7.8	<7.8	<7.8	<7.8	<15.6	<7.8	<7.8	<7.8	<7.8	<7.8	<7.8	<7.8	<7.8	<31.2	<77.9	<7.8	<7.8	<7.8	<7.8	<7.8	<7.8	<7.8	<7.8	<7.8	<15.6	<15.6	<7.8
92547162	AS-22 (18-20)_20210630	AS-22	06/30/2021	<4.9	<4.9	<4.9	**6.8**	<168	<8.4	<168	<8.4	<8.4	<8.4	<8.4	<8.4	<16.8	<8.4	<8.4	<8.4	<8.4	<8.4	<8.4	<8.4	<8.4	<33.6	<84.1	<8.4	<8.4	<8.4	<8.4	<8.4	<8.4	<8.4	<8.4	<8.4	<16.8	<16.8	<8.4
92546499	Whitby SB-17 (25-27')*	PV-17	06/25/2021	**6,250**	**3,400**	**1,500**	**11,200**	<9,740	**5,740**	<9,740	**13,200**	<487	<487	<487	<487	<974	<487	<487	<487	<487	<487	**97,300**	<487	**13,500**	<1,950	<4,870	<487	**36,900**	<487	<487	<487	<487	**186,000**	**299,000**	**78,500**	**531,000**	**373,000**	**158,000**
92546573	Whitby-SB-17B (25-27')*	PV-17	06/25/2021	<3.5	<3.5	<3.5	<3.5	<135	<6.8	<135	<6.8	<6.8	<6.8	<6.8	<6.8	<13.5	<6.8	<6.8	<6.8	<6.8	<6.8	<6.8	<6.8	<6.8	<27	<67.6	<6.8	<6.8	<6.8	<6.8	<6.8	<6.8	**6.1J**	<6.8	<6.8	<13.5	<13.5	<6.8
92547162	PV-17 (20-22)_20210630	PV-17	06/30/2021	**37.4**	**13.6**	<4.0	**53.8**	<160	<8.0	<160	<8.0	<8.0	<8.0	<8.0	<8.0	<16.0	<8.0	<8.0	<8.0	<8.0	<8.0	<8.0	<8.0	<8.0	<32	<80.1	<8.0	<8.0	<8.0	<8.0	<8.0	<8.0	<8.0	<8.0	<8.0	<16.0	<16.0	<8.0
Soil Delineation Samples (Area A)																																						
92543915	BA2 (0.75'-2.00')	NA	06/10/2021	<6.6	<6.6	<6.6	<6.6	<148	<7.4	<148	<7.4	<7.4	<7.4	<7.4	<7.4	<14.8	<7.4	<7.4	<7.4	<7.4	<7.4	<7.4	<7.4	<7.4	<29.7	<74.1	<7.4	<7.4	<7.4	<7.4	<7.4	<7.4	**25.0**	**5.8J**	<7.4	**33.5**	**26.3**	**7.1J**
92543915	BA2 (18'-20')	NA	06/10/2021	**18.7**	<5.0	<5.0	**19.7**	<175	**7.2J**	<175	<8.7	<8.7	<8.7	<8.7	<8.7	<17.5	<8.7	<8.7	<8.7	<8.7	<8.7	<8.7	<8.7	<8.7	<34.9	<87.3	<8.7	<8.7	<8.7	<8.7	<8.7	<8.7	**28.2**	<8.7	<8.7	**15.1J**	**15.1J**	<8.7
92543943	BA2(32-34')*	NA	06/10/2021	**1,390**	**1,190**	**322**	**2,580**	**1,980**	**1,320**	<1,860	**2,600**	<93.2	<93.2	**57.4J**	<93.2	<186	<93.2	<93.2	<93.2	<93.2	<93.2	**19,600**	**2,120**	**2,410**	<373	<932	<93.2	**6,600**	<93.2	<93.2	<93.2	<93.2	**34,500**	**48,300**	**13,300**	**108,000**	**75,100**	**33,100**
92543915	BB2 (0.75'-2.00')	NA	06/10/2021	**8.6**	**5.5**	<5.1	**14.1**	<183	**142**	<183	**15.7**	<9.1	<9.1	<9.1	<9.1	<18.3	<9.1	<9.1	<9.1	<9.1	**5.2J**	**394**	**23.0**	**13.9**	<36.6	<91.4	<9.1	**51.4**	<9.1	<9.1	<9.1	<9.1	**1,610**	**436**	<9.1	**1,980**	**1,390**	**595**
92543915	BB2 (10.0'-12.0')	NA	06/10/2021	<5.5	<5.5	<5.5	<5.5	<228	<11.4	<228	<11.4	<11.4	<11.4	<11.4	<11.4	<22.8	<11.4	<11.4	<11.4	<11.4	<11.4	**12.7**	<11.4	<11.4	<45.7	<114	<11.4	<11.4	<11.4	<11.4	<11.4	<11.4	**58.5**	**17.3**	<11.4	**88.8**	**64.1**	**24.7**
92543943	BB2(40-42')*	NA	06/10/2021	**12,100**	**9,720**	**2,860**	**21,800**	<7,170	**4,750**	<7,170	**10,000**	<359	<359	<359	<359	<717	<359	<359	<359	<359	**669**	**66,600**	**8,220**	**9,330**	<1,430	<3,590	<359	**27,400**	<359	<359	<359	<359	**125,000**	**216,000**	**52,200**	**393,000**	**271,000**	**122,000**
92543915	BB3 (0.75'-2.00')	NA	06/10/2021	<4.8	<4.8	<4.8	<4.8	<209	<10.5	<209	<10.5	<10.5	<10.5	<10.5	<10.5	<20.9	<10.5	<10.5	<10.5	<10.5	<10.5	<10.5	<10.5	<10.5	<41.9	<105	<10.5	<10.5	<10.5	<10.5	<10.5	<10.5	**11.0**	<10.5	<10.5	<20.9	<20.9	<10.5
92543915	BB3 (32'-34')	NA	06/10/2021	<3.8	<3.8	<3.8	<3.8	<135	**64.8**	**59.0J**	<6.7	<6.7	<6.7	<6.7	<6.7	<13.5	<6.7	<6.7	<6.7	<6.7	**22.9**	**30.2**	<6.7	<6.7	<27.0	<67.4	<6.7	**32.3**	<6.7	<6.7	<6.7	<6.7	**232**	**74.1**	**19.7**	**184**	**124**	**59.8**
92544158	AA2 (0-2')_20210614	NA	06/14/2021	**4.8**	<4.0	<4.0	**8.7**	<166	<8.3	<166	<8.3	<8.3	<8.3	<8.3	<8.3	<16.6	<8.3	<8.3	<8.3	<8.3	<8.3	<8.3	<8.3	<8.3	<33.1	<82.8	<8.3	<8.3	<8.3	<8.3	<8.3	<8.3	**10.1**	<8.3	<8.3	<16.6	<16.6	<8.3
92544158	AA2 (16-18')_20210614	NA	06/14/2021	<4.4	<4.4	<4.4	**5.7**	<164	**5.3J**	<164	<8.2	<8.2	<8.2	<8.2	<8.2	<16.4	<8.2	<8.2	<8.2	<8.2	<8.2	<8.2	<8.2	<8.2	<32.9	<82.1	<8.2	<8.2	<8.2	<8.2	<8.2	<8.2	**43.5**	**8.4**	<8.2	**33.8**	**26.5**	**7.3J**
92544157	AA2 (34-36')_20210614*	NA	06/14/2021	**8,410**	**3,990**	**1,290**	**12,400**	<14,200	**55,400**	<14,200	<712	<712	<712	<712	<712	<1420	<712	<712	<712	<712	<712	**143,000**	**10,800**	**9,390**	<2,850	<7,120	<712	**22,100**	<712	<712	<712	**945**	**496,000**	**211,000**	<712	**710,000**	**513,000**	**197,000**
92544158	AA3 (0-2')_20210614	NA	06/14/2021	**15.1**	**5.7**	<4	**20.8**	<153	**47.1**	<153	<7.7	<7.7	<7.7	<7.7	<7.7	<15.3	<7.7	<7.7	<7.7	<7.7	**8.5**	**20.7**	<7.7	<7.7	<30.6	<76.6	<7.7	**13.9**	<7.7	<7.7	<7.7	<7.7	**174**	**35.8**	<7.7	**143**	**87.7**	**55.2**
92544158	AA3 (12-14')_20210614	NA	06/14/2021	**279**	**135**	**40.7**	**414**	<9,420	**22,900**	<9,420	<471	<471	<471	<471	<471	<942	<471	<471	<471	<471	<471	**72,400**	<471	**5,690**	<1,880	<4,710	<471	**15,700**	<471	<471	<471	<471	**262,000**	**139,000**	**41,500**	**390,000**	**282,000**	**108,000**
92544816	AA8 12-14_20210616	NA	06/16/2021	**42.4**	**103**	**40.0**	**146**	**62.9J**	**322**	<135	**151**	<6.7	<6.7	<6.7	<6.7	<13.5	<6.7	<6.7	<6.7	<6.7	**20.3**	**288**	**43.5**	**106**	**82.0**	<67.4	<6.7	**305**	**177**	<6.7	<6.7	<6.7	**1,650**	**2,080**	**505**	**2,170**	**1,430**	**742**
92544158	AB2 (0-2')_20210614	NA	06/14/2021	<3.9	<3.9	<3.9	**4.1**	<157	**36.2**	<157	<7.8	<7.8	<7.8	<7.8	<7.8	<15.7	<7.8	<7.8	<7.8	<7.8	<7.8	**21.8**	<7.8	<7.8	<31.3	<78.3	<7.8	<7.8	<7.8	<7.8	<7.8	<7.8	**199**	**13.7**	<7.8	**113**	**82.6**	**30.0**
92544158	AB2 (20-22')_20210614	NA	06/14/2021	**13,100**	**4,760**	**1,560**	**17,900**	<20,100	**97,000**	<20,100	<1,010	<1,010	<1010	<1,010	<1010	<2010	<1010	<1,010	<1010	<1,010	**228,000**	**17,300**	**14,600**	<4,030	<10,100	**556J**	**40,900**	<1,010	<1,010	<1,010	<1,010	**880,000**	**363,000**	**105,000**	**1,100,000**	**797,000**	**306,000**
92544157	AB2 (32-34')_20210614	NA	06/14/2021	**9,530**	**3,070**	**1,000**	**12,600**	<12,800	**58,400**	<12,800	<638	<638	<638	<638	<638	<1280	<638	<638	<638	<638	<638	**137,000**	**10,300**	**9,360**	<2,550	<6,380	<638	**21,100**	<638	<638	<638	<638	**493,000**	**209,000**	**60,500**	**667,000**	**485,000**	**183,000**
92544080	BA3 (0-2')_20210611	NA	06/11/2021	<4.2	<4.2	<4.2	<4.2	<165	<8.3	<165	<8.3	<8.3	<8.3	<8.3	<8.3	<16.5	<8.3	<8.3	<8.3	<8.3	<8.3	<8.3	<8.3	**23.9**	<33	<82.6	<8.3	<8.3	<8.3	<8.3	<8.3	<8.3	**8.3**	<8.3	<8.3	<16.5	<16.5	<8.3
92544080	BA3 (22-24)_20210611	NA	06/11/2021	**2,560**	**1,440**	**355**	**4,010**	<3,270	**8,680**	<3,270	<164	<164	<164	**146J**	<164	<327	<164	<164	<164	<164	<164	**46,900**	<164	**3,810**	<655	<1,640	<164	**11,100**	<164	<164	<164	<164	**142,000**	**94,100**	**27,900**	**232,000**	**167,000**	**65,200**
92544080	BA4 (0-2')_20210611	NA	06/11/2021	<4.2	<4.2	<4.2	**4.6**	<160	<8	<160	<8	<8	<8	<8	<8	<16	<8	<8	<8	<8	<8	<8	<8	<8	<32	<80	<8	<8	**14.3**	<8	<8	<8	<16	<16	<8	<16	<16	<8
92544080	BA4 (18-20)_20210611	NA	06/11/2021	**13,500**	**6,260**	**1,590**	**19,800**	<17,400	**42,400**	<17,400	<872	<872	<872	<872	<872	<1740	<872	<872	<872	<872	<872	**174,000**	<872	**13,000**	<3,490	<8,720	<872	**39,100**	<872	<872	<872	<872	**535,000**	**305,000**	<872	**860,000**	**613,000**	**246,000**
92544158	BA5 (0-2')_20210614	NA	06/14/2021	**14.6**	**7.2**	<3.1	**21.8**	<123	<6.1	<123	<6.1	<6.1	<6.1	<6.1	<6.1	<12.3	<6.1	<6.1	<6.1	<6.1	<6.1	<6.1	<6.1	<6.1	<24.5	<61.3	<6.1	<6.1	**5.1J**	<6.1	<6.1	<6.1	<12.3	<12.3	<6.1			
92544158	BA5 (10-12')_20210614	NA	06/14/2021	**3,470**	**2,470**	**673**	**5,940**	**4,240J**	**11,400**	<7,560	**7,280**	<378	<378	**201J**	<378	<756	<378	<378	<378	<378	**98,700**	<378	**5,810**	<1,510	<3,780	<378	**14,300**	<378	<378	<378	<378	**202,000**	**118,000**	<378	**530,000**	**383,000**	**147,000**
92544080	BA6 (0-2')_20210612	NA	06/12/2021	**9.0**	**7.9**	<4.6	**16.9**	<180	<9	<180	<9	<9	<9	<9	<9	<18	<9	<9	<9	<9	<9	<9	<9	<9	<36	<89.9	<9	<9	**10.4**	<9	<9	<18	<18	<9			
92544080	BA6 (8-10')_20210612	NA	06/12/2021	**33,000**	**18,500**	**5,610**	**51,500**	**26,600J**	**53,500**	<30,800	**26,500**	<1,540	<1540	<1,540	<1540	<3080	<1540	<1,540	<1540	<1,540	**340,000**	**29,500**	**25,200**	<6,170	<1,540	<1,540	**54,100**	<1,540	<1,540	<1,540	**29,600**	**1,020,000**	**563,000**	**162,000**	**1,780,000**	**1,270,000**	**501,000**
92544080	BA7(0-2')_20210612	NA	06/12/2021	**32.5**	**44.3**	<30.6	**76.8**	<173	**23.2**	<173	<8.6	<8.6	<8.6	<8.6	<8.6	<17.3	<8.6	<8.6	<8.6	<8.6	<8.6	**36.7**	<8.6	<8.6	<34.6	<86.5	<8.6	<8.6	<8.6	<8.6	<8.6	<8.6	**277**	**28.7**	**7.9J**	**189**	**142**	**46.5**
92544080	BA7(10-12')_20210612	NA	06/12/2021	**7,690**	**6,630**	**2,120**	**14,300**	**13,600**	**14,800**	<9,340	**18,600**	<467	<467	<467	**361J**	<467	<934	<467	<467	<467	<467	**169,000**	**15,400**	**14,400**	<1,870	<4,670	<467	**36,100**	<467	<467	<467	<467	**439,000**	**350,000**	**107,000**	**873,000**	**629,000**	**244,000**
92544080	BA8 (0-2')_20210612	NA	06/12/2021	<4.8	<4.8	<4.8	<4.8	<175	<8.7	<175	<8.7	<8.7	<8.7	<8.7	<8.7	<17.5	<8.7	<8.7	<8.7	<8.7	<8.7	<8.7	<8.7	<8.7	<34.9	<87.3	<8.7	<8.7	<8.7	<8.7	<8.7	<8.7	**10.7**	<8.7	<8.7	<17.5	<17.5	<8.7
92544080	BA8 (22-24')_20210612	NA	06/12/2021	**950**	**4,400**	**2,100**	**5,350**	**5,370J**	<408	<8,170	**25,700**	<408	<408	<408	<408	<817	<408	<408	<408	<408	**6,570**	<408	**21,100**	<1,630	<4,080	<408	**48,900**	<408	<408	<408	<408	**1,050**	**371,000**	**86,700**	**66,000**	**39,900**	**26,200**
92544080	BB4 (0-2')_20210611	NA	06/11/2021	**21**	**9.2**	<4.4	**30.3**	<168	**327**	<168	<8.4	<8.4	<8.4	<8.4	<8.4	<16.8	<8.4	<8.4	<8.4	<8.4	<8.4	**98.8**	<8.4	<8.4	<33.7	<84.1	<8.4	<8.4	<8.4	<8.4	<8.4	<8.4	**1,210**	**33.0**	<8.4	**443**	**321**	**122**
92544080	BB4 (18-20)_20210611	NA	06/11/2021	**182**	**175**	**64.7**	**357**	**1,670**	**25.8**	<144	**532**	<7.2	<7.2	<7.2	**16.2**	<7.2	<14.4	<7.2	<7.2	<7.2	<7.2	**13.3**	**780**	<7.2	<7.2	<28.9	<72.2	<7.2	**1,470**	<7.2	**45.9**	<7.2	<7.2	**625**	**5,590**	**1,630**	**4,720**	**3,130**	**1,590**
92544080	BB5 (0-2')_20210611	NA	06/11/2021	**4.7**	**7.0**	<4.4	**11.7**	<172	<8.6	<172	<8.6	<8.6	<8.6	<8.6	<8.6	<17.2	<8.6	<8.6	<8.6	<8.6	<8.6	<8.6	<8.6	<8.6	<34.3	<85.8	<8.6	<8.6	**10.9**	<8.6	<8.6	<8.6	<17.2	<17.2	<8.6			
92544080	BB5 (16-19)_20210611	NA	06/11/2021	**5,120**	**3,540**	**984**	**8,660**

Table 2
Summary of Delineation Soil Sampling Results

Colonial Pipeline Company
2020-L1-SR2448
Huntersville, North Carolina

Lab Report	Sample ID	Well ID	Sample Date	MADEP VPH (mg/kg)				Volatile Organic Compounds (EPA 8260D) (µg/kg)																													
				Aliphatic (C05-C08)	Aliphatic (C09-C12)	Aromatic (C09-C10), Unadjusted	Total VPH	Acetone	Benzene	2-Butanone (MEK)	n-Butylbenzene	sec-Butylbenzene	tert-Butylbenzene	Chlorobenzene	Chloroform	Chloromethane	2-Chlorotoluene	4-Chlorotoluene	1,1-Dichloroethane	1,2-Dichloroethane	Diisopropyl ether	Ethylbenzene	Isopropylbenzene (Cumene)	p-Isopropyltoluene	Methylene Chloride	4-Methyl-2-pentanone (MIBK)	Methyl-tert-butyl ether	Naphthalene	n-Propylbenzene	Styrene	1,1,1,2-Tetrachloroethane	Tetrachloroethene	Toluene	1,2,4-Trimethylbenzene	1,3,5-Trimethylbenzene	Xylene (Total)	m&p-Xylene	o-Xylene
Soil-to-Water MSCCs				**68**	**540**	**31**	**NE**	**24,000**	**7.2**	**16,000**	**2,400**	**2,200**	**1,700**	**440**	**340**	**14**	**NE**	**4,670,000**	**573,000**	**35,900**	**2,330,000**	**297,000**	**23,300,000**	**23,300,000**	**1,400,000**	**18,600,000**	**1,810,000**	**27,000**	**23,300,000**	**46,700,000**	**125,000**	**1,400,000**	**18,600,000**	**2,330,000**	**2,330,000**	**46,700,000**	**NE**	**NE**
Residential MSCCs				**625**	**1,560**	**469**	**NE**	**14,000,000**	**12,000**	**9,380,000**	**782,000**	**1,560,000**	**1,560,000**	**312,000**	**21,000**	**51,000**	**NE**	**312,000**	**116,000**	**7,290**	**NE**	**60,300**	**1,560,000**	**1,560,000**	**93,800**	**1,250,000**	**156,000**	**5,500**	**1,560,000**	**3,120,000**	**25,200**	**93,800**	**1,250,000**	**156,000**	**156,000**	**3,120,000**	**NE**	**NE**
Industrial / Commercial MSCCs				**9,340**	**23,300**	**7,000**	**NE**	**210,000,000**	**59,400**	**140,000,000**	**11,600,000**	**23,300,000**	**23,300,000**	**4,670,000**	**105,000**	**251,000**	**NE**	**4,670,000**	**573,000**	**35,900**	**2,330,000**	**297,000**	**23,300,000**	**23,300,000**	**1,400,000**	**18,600,000**	**1,810,000**	**27,000**	**23,300,000**	**46,700,000**	**125,000**	**1,400,000**	**18,600,000**	**2,330,000**	**2,330,000**	**46,700,000**	**NE**	**NE**
92544833	AB6 0-2_20210616	NA	06/16/2021	**2,850**	**1,110**	**310**	**3,960**	<1,360	**4,590**	<1,360	**1,130**	<67.9	<67.9	<67.9	<67.9	<136	<67.9	<67.9	<67.9	<67.9	**2,150**	**17,800**	**1,170**	**1,010**	<272	<679	<67.9	**3,380**	<67.9	<67.9	<67.9	<67.9	**36,800**	**23,200**	<67.9	**99,900**	**71,800**	**28,100**
92544833	AB6 2-4_20210616	NA	06/16/2021	**11,600**	**5,560**	**1,540**	**17,200**	<14,200	**42,400**	<14,200	<709	<709	<709	<709	<709	<1420	<709	<709	<709	<709	**5,800**	**150,000**	**10,200**	**8,550**	<2,830	<7,090	<709	**22,600**	<709	<709	<709	<709	**424,000**	**187,000**	<709	**789,000**	**566,000**	**224,000**
92544833	AB6 28-30_20210616*	NA	06/16/2021	**6,440**	**3,270**	**878**	**9,710**	<9,760	**26,800**	<9,760	**6,470**	<488	<488	<488	<488	<976	<488	<488	<488	<488	**5,060**	**114,000**	**7,310**	**5,830**	<1,950	<4,880	<488	**18,000**	<488	<488	<488	<488	**312,000**	**139,000**	<488	**596,000**	**425,000**	**171,000**
92544833	AB7 0-2_20210616	NA	06/16/2021	<3.4	<3.4	<3.4	<3.4	<138	**116**	<138	<6.9	<6.9	<6.9	<6.9	<6.9	<13.8	<6.9	<6.9	<6.9	<6.9	**4.1J**	**8.4**	<6.9	<6.9	<27.6	<69	<6.9	<6.9	<6.9	<6.9	<6.9	**240**	<6.9	**3.6J**	**40.8**	**32.3**	**8.5**
92544833	AB7 16-18_20210616	NA	06/16/2021	**10,100**	**5,690**	**1,610**	**15,800**	<13,100	**43,300**	<13,100	**9,260**	<656	<656	<656	<656	<1310	<656	<656	<656	<656	<656	**132,000**	**10,400**	**8,620**	<2,630	<6,560	<656	**26,300**	<656	<656	<656	<656	**464,000**	**211,000**	<656	**650,000**	**464,000**	**186,000**
92544833	AB7 32-34_20210616*	NA	06/16/2021	**13,300**	**6,030**	**1,810**	**19,300**	<15,200	**50,300**	<15,200	**12,500**	<758	<758	<758	<758	<1520	<758	<758	<758	<758	<758	**167,000**	**13,100**	**10,900**	<3,030	<7,580	<758	**34,900**	<758	<758	<758	<758	**609,000**	**281,000**	**81,700**	**815,000**	**582,000**	**233,000**
92544833	AB8 0-2_20210616	NA	06/16/2021	**3.5**	**3.7**	<3.2	**7.2**	<119	**6.2**	<119	<6	<6	<6	<6	<6	<11.9	<6	<6	<6	<6	<6	<6	<6	<6	<23.8	<59.6	<6	<6	<6	<6	<6	**29.7**	<6	<6	**11.1J**	**11.1J**	<6
92544833	AB8 12-14_20210616	NA	06/16/2021	<3.3	<3.3	<3.3	<3.3	**87.6J**	**33.4**	<133	<6.6	<6.6	<6.6	<6.6	<6.6	<13.3	<6.6	<6.6	<6.6	<6.6	**6.8**	**20.9**	<6.6	<6.6	<26.6	<66.4	<6.6	**29.1**	<6.6	<6.6	<6.6	<6.6	**189**	**43.3**	**10.5**	**119**	**86.0**	**33.1**
92544833	AB8 36-38_20210616*	NA	06/16/2021	**17,300**	**5,590**	**1,590**	**22,900**	<46,300	**181,000**	<46,300	<2,320	<2,320	<2320	<2,320	<2320	<4630	<2,320	<2,320	<2320	<2,320	**6,940**	**150,000**	**7,340**	<2,320	<9,260	<23,200	<2,320	**27,500**	<2,320	<2,320	<2320	<2320	**1,050,000**	**158,000**	<2,320	**733,000**	**510,000**	**223,000**
92545117	AA7 0-2_20210617	NA	06/17/2021	<4.0	<4.0	<4.0	<4.0	<145	**10.9**	<145	<7.2	<7.2	<7.2	<7.2	<7.2	<14.5	<7.2	<7.2	<7.2	<7.2	<7.2	**17.5**	<7.2	<7.2	<29	<72.4	<7.2	<7.2	<7.2	<7.2	<7.2	**99.8**	<7.2	<7.2	**70.8**	**57.3**	**13.5**
92545117	AA7 8-10_20210617	NA	06/17/2021	**805**	**653**	**366**	**1,820**	**3,720**	**458**	<800	**2,210**	<40	<40	**49.0**	<40	<80	<40	<40	<40	<40	<40	**8,160**	<40	**1,950**	<160	<400	<40	**6,400**	<40	<40	<40	<40	**11,800**	**37,200**	**11,200**	**46,800**	**31,500**	**15,300**
92546391	BA9 0-2_20210623	NA	06/23/2021	<3.4	<3.4	<3.4	<3.4	<145	<7.2	<145	<7.2	<7.2	<7.2	<7.2	<7.2	<14.5	<7.2	<7.2	<7.2	<7.2	<7.2	<7.2	<7.2	<7.2	<28.9	<72.3	<7.2	<7.2	<7.2	<7.2	<7.2	<7.2	<7.2	<7.2	<14.5	<14.5	<7.2
92546391	BA9 6-8_20210623	NA	06/23/2021	<4.0	<4.0	<4.0	**6.4**	<142	<7.1	<142	<7.1	<7.1	<7.1	<7.1	<7.1	<14.2	<7.1	<7.1	<7.1	<7.1	<7.1	**6.3J**	<7.1	<7.1	<28.3	<70.8	<7.1	<7.1	<7.1	<7.1	<7.1	**18.9**	<7.1	<7.1	**21.7**	**15.2**	**6.4J**
92546391	BB9 0-2_20210623	NA	06/23/2021	<2.5	<2.5	<2.5	<2.5	<106	<5.3	<106	<5.3	<5.3	<5.3	<5.3	<5.3	<10.6	<5.3	<5.3	<5.3	<5.3	<5.3	<5.3	<5.3	<5.3	<21.1	<52.9	<5.3	<5.3	<5.3	<5.3	<5.3	<5.3	<5.3	<5.3	<10.6	<10.6	<5.3
92546391	BB9 22-24_20210623	NA	06/23/2021	**4,540**	**1,550**	**767**	**6,870**	**4,380J**	**5,170**	<6,410	<320	<320	<320	**193J**	<320	<641	<320	<320	<320	<320	<320	**94,700**	<320	**7,140**	<1,280	<3,200	<320	**18,100**	<320	<320	<320	<320	**251,000**	**167,000**	**50,100**	**463,000**	**335,000**	**128,000**
92546391	BC8 0-2_20210623	NA	06/23/2021	<3.6	<3.6	<3.6	<3.6	<139	<6.9	<139	<6.9	<6.9	<6.9	<6.9	<6.9	<13.9	<6.9	<6.9	<6.9	<6.9	<6.9	**6.8J**	<6.9	<6.9	<27.8	<69.4	<6.9	<6.9	<6.9	<6.9	<6.9	<6.9	**30.5**	<6.9	<6.9	**19.8**	**19.8**	<6.9
92546391	BC8 18-20_20210623	NA	06/23/2021	<3.3	<3.3	<3.3	<3.3	<130	<6.5	<130	<6.5	<6.5	<6.5	<6.5	<6.5	<13	<6.5	<6.5	<6.5	<6.5	<6.5	**6.5**	<6.5	<6.5	<26	<65	<6.5	<6.5	<6.5	<6.5	<6.5	**31.2**	<6.5	<6.5	**24.9**	**17.6**	**7.3**
92546391	BC9 0-2_20210623	NA	06/23/2021	<2.7	<2.7	<2.7	<2.7	<113	<5.7	<113	<5.7	<5.7	<5.7	<5.7	<5.7	<11.3	<5.7	<5.7	<5.7	<5.7	<5.7	<5.7	<5.7	<5.7	<22.7	<56.6	<5.7	<5.7	<5.7	<5.7	<5.7	<5.7	<5.7	<5.7	<11.3	<11.3	<5.7
92546391	BC9 20-22.5_20210623	NA	06/23/2021	<4.3	<4.3	<4.3	<4.3	<122	<6.1	<122	<6.1	<6.1	<6.1	<6.1	<6.1	<12.2	<6.1	<6.1	<6.1	<6.1	<6.1	<6.1	<6.1	<6.1	<24.3	<60.8	<6.1	<6.1	<6.1	<6.1	<6.1	<6.1	<6.1	<6.1	<12.2	<12.2	<6.1
92546394	BC8 24-26_20210623	NA	06/23/2021	**2,280**	**1,960**	**846**	**5,090**	<7,260	**196J**	<7,260	**12,700**	<363	<363	**291J**	<363	<726	<363	<363	<363	<363	<363	**98,600**	**11,800**	**10,600**	<1,450	**8,570**	<363	**27,800**	**46,500**	<363	<363	<363	**69,100**	**247,000**	**73,700**	**526,000**	**370,000**	**156,000**
92546589	BA1 0-2_20210625	NA	06/25/2021	<3.4	<3.4	<3.4	**3.7**	<130	<6.5	<130	<6.5	<6.5	<6.5	<6.5	<6.5	<13	<6.5	<6.5	<6.5	<6.5	<6.5	<6.5	<6.5	**17.2**	<26	<65	<6.5	<6.5	<6.5	<6.5	<6.5	**4.2J**	<6.5	<6.5	<13	<13	<6.5
92546589	BA1 12-14_20210625	NA	06/25/2021	<3.4	<3.4	<3.4	<3.4	<131	**5.9J**	<131	<6.5	<6.5	<6.5	<6.5	<6.5	<13.1	<6.5	<6.5	<6.5	<6.5	<6.5	<6.5	<6.5	<6.5	<26.1	<65.3	<6.5	<6.5	<6.5	<6.5	<6.5	<6.5	**22.5**	<6.5	<6.5	**9.5J**	**9.5J**	<6.5
92546589	BA1 32-34_20210625	NA	06/25/2021	**65.1**	**18.2**	**6.5**	**89.9**	**1,520**	**2,200**	<1,170	<58.3	<58.3	<58.3	<58.3	<58.3	<117	<58.3	<58.3	<58.3	<58.3	**116**	**14,700**	<58.3	<58.3	**898**	**1,070**	<58.3	**4,210**	<58.3	<58.3	<58.3	<58.3	**33,200**	**31,800**	**9,040**	**76,200**	**53,700**	**22,400**
92546589	BB1 0-2_20210625	NA	06/25/2021	<4.3	<4.3	<4.3	<4.3	<166	<8.3	<166	<8.3	<8.3	<8.3	<8.3	<8.3	<16.6	<8.3	<8.3	<8.3	<8.3	<8.3	<8.3	<8.3	<8.3	<33.1	<82.8	<8.3	<8.3	<8.3	<8.3	<8.3	<8.3	<8.3	<8.3	<16.6	<16.6	<8.3
92546589	BB1 16-18_20210625	NA	06/25/2021	<3.0	<3.0	<3.0	<3.0	<119	<5.9	<119	<5.9	<5.9	<5.9	<5.9	<5.9	<11.9	<5.9	<5.9	<5.9	<5.9	<5.9	**15.6**	<5.9	**19.6**	<23.8	<59.5	<5.9	**9.1**	<5.9	<5.9	<5.9	<5.9	**52.1**	**33.9**	<5.9	**99.9**	**66.4**	**33.5**
92546589	BC1 0-2_20210625	NA	06/25/2021	<4.1	<4.1	<4.1	<4.1	<161	<8.3	<161	<8.3	<8.3	<8.3	<8.3	<8.3	<16.1	<8.3	<8.3	<8.3	<8.3	<8.3	<8.3	<8.3	<8.3	<32.2	<80.4	<8.3	<8.3	<8.3	<8.3	<8.3	<8.3	<8.3	<8.3	<16.1	<16.1	<8
92546589	BC1 8-10_20210625	NA	06/25/2021	<4.4	<4.4	<4.4	<4.4	<157	<7.9	<157	<7.9	<7.9	<7.9	<7.9	<7.9	<15.7	<7.9	<7.9	<7.9	<7.9	<7.9	<7.9	<7.9	<7.9	<31.4	<78.6	<7.9	<7.9	<7.9	<7.9	<7.9	<7.9	<7.9	<7.9	<15.7	<15.7	<7.9
92546589	BC2 0-2_20210625	NA	06/25/2021	<4.6	**10.0**	**15.2**	**26.0**	<165	<8.3	<165	<8.3	<8.3	<8.3	<8.3	<8.3	<16.5	<8.3	<8.3	<8.3	<8.3	<8.3	<8.3	<8.3	<8.3	<33	<82.5	<8.3	<8.3	<8.3	<8.3	<8.3	<8.3	<8.3	<8.3	<16.5	<16.5	<8.3
92546589	BC2 22-24_20210625	NA	06/25/2021	<4.4	<4.4	<4.4	<4.4	<130	<6.5	<130	<6.5	<6.5	<6.5	<6.5	<6.5	<13	<6.5	<6.5	<6.5	<6.5	<6.5	<6.5	<6.5	<6.5	<25.9	<64.8	<6.5	<6.5	<6.5	<6.5	<6.5	<6.5	**4.0J**	<6.5	<6.5	<13	<13	<6.5
92546589	BC3 0-2_20210625	NA	06/25/2021	<4.0	<4.0	<4.0	<4.0	<168	<8.4	<168	<8.4	<8.4	<8.4	<8.4	<8.4	<16.8	<8.4	<8.4	<8.4	<8.4	<8.4	<8.4	<8.4	<8.4	<33.6	<84	<8.4	<8.4	**58.6**	<8.4	<8.4	**5.0J**	<8.4	<8.4	<16.8	<16.8	<8.4
92546589	BC3 2-4_20210625	NA	06/25/2021	<4.1	<4.1	<4.1	<4.1	<163	<8.2	<163	<8.2	<8.2	<8.2	<8.2	<8.2	<16.3	<8.2	<8.2	<8.2	<8.2	<8.2	<8.2	<8.2	<8.2	<32.7	<81.6	<8.2	<8.2	<8.2	<8.2	<8.2	<8.2	<8.2	<8.2	<16.3	<16.3	<8.2
92546658	AA1 (0-2') _20210626	NA	06/26/2021	<4.6	<4.6	<4.6	<4.6	<169	<8.4	<169	<8.4	<8.4	<8.4	<8.4	<8.4	<16.9	<8.4	<8.4	<8.4	<8.4	<8.4	<8.4	<8.4	**135**	<33.7	<84.3	<8.4	<8.4	**28.7**	<8.4	<8.4	**6.6J**	<8.4	<8.4	<16.9	<16.9	<8.4
92546658	AA1 (16-18') _20210626	NA	06/26/2021	<3.3	<3.3	<3.3	<3.3	<129	**13.3**	<129	<6.5	<6.5	<6.5	<6.5	<6.5	<12.9	<6.5	<6.5	<6.5	<6.5	<6.5	<6.5	<6.5	<6.5	<25.8	<64.6	<6.5	<6.5	<6.5	<6.5	<6.5	<6.5	**25.3**	<6.5	<6.5	<12.9	<12.9	**3.3J**
92546658	AB1 (0-2') _20210626	NA	06/26/2021	<3.6	<3.6	<3.6	**4.9**	**1,320**	<18.4	<368	**452**	<18.4	<18.4	<18.4	<18.4	<36.8	**12,700**	<18.4	<18.4	<18.4	<18.4	**10.7J**	<18.4	**1,850**	**436**	<184	<18.4	<18.4	<18.4	<18.4	<18.4	**64.7**	<18.4	<18.4	**76.7**	**63.9**	**12.8J**
92546658	AB1 (20-22') _20210626	NA	06/26/2021	**5,250**	**1,750**	**618**	**7,620**	**18,000**	**11,500**	<6,370	<318	<318	<318	<318	<318	<637	<318	<318	<318	<318	<318	**62,800**	<318	**4,940**	<1,270	<3,180	<318	**12,400**	<318	<318	<318	<318	**173,000**	**110,000**	**32,600**	**305,000**	**220,000**	**85,200**
92546658	AC1 (0-2') _20210626	NA	06/26/2021	<3.7	<3.7	<3.7	**6.6**	<147	<7.4	<147	<7.4	<7.4	<7.4	<7.4	<7.4	<14.7	<7.4	<7.4	<7.4	<7.4	<7.4	<7.4	<7.4	**225**	<29.5	<73.7	<7.4	<7.4	<7.4	<7.4	<7.4	**12.8**	<7.4	<7.4	**11.6J**	**11.6J**	<7.4
92546658	AC1 (16-18') _20210626	NA	06/26/2021	<3.1	<3.1	<3.1	<3.1	<136	<6.8	<136	<6.8	<6.8	<6.8	<6.8	<6.8	<13.6	<6.8	<6.8	<6.8	<6.8	<6.8	<6.8	<6.8	<6.8	<27.2	<68	<6.8	<6.8	<6.8	<6.8	<6.8	<6.8	**5.7J**	**13.0**	<6.8	**11.2J**	**7.1J**	**4.2J**
92546658	AC2 (0-2') _20210626	NA	06/26/2021	<3.7	<3.7	<3.7	**6.3**	**263**	<8.1	<162	<8.1	<8.1	<8.1	<8.1	<8.1	<16.2	<8.1	<8.1	<8.1	<8.1	<8.1	**29.4**	<8.1	**1,280**	<32.5	<81.1	<8.1	<8.1	<8.1	<8.1	<8.1	**36.9**	<8.1	<8.1	**200**	**152**	**47.9**
92546658	AC2 (12-14') _20210626	NA	06/26/2021	**485**	**258**	**111**	**854**	<593	**812**	<593	<29.7	<29.7	<29.7	<29.7	<29.7	<59.3	<29.7	<29.7	<29.7	<29.7	**52.3**	**7,040**	<29.7	**958**	**718**	**599**	<29.7	**3,230**	<29.7	<29.7	<29.7	<29.7	**15,000**	**19,600**	**5,760**	**37,300**	**26,100**	**11,100**
92546658	AC3 (0-2') _20210626	NA	06/26/2021	<4.1	<4.1	<4.1	**4.7**	<153	<7.7	<153	<7.7	<7.7	<7.7	<7.7	<7.7	<15.3	<7.7	<7.7	<7.7	<7.7	<7.7	<7.7	<7.7	<7.7	<30.7	<76.7	<7.7	<7.7	<7.7	<7.7	<7.7	<7.7	**18.7**	**22.9**	<7.7	**70.1**	**46.3**	**23.8**
92546658	AC3 (8-10') _20210626	NA	06/26/2021	<4.1	<4.1	<4.1	<4.1	<153	<7.7	<153	<7.7	<7.7	<7.7	<7.7	<7.7	<15.3	<7.7	<7.7	<7.7	<7.7	<7.7	<7.7	<7.7	**352**	<30.7	<76.7	<7.7	<7.7	<7.7	<7.7	<7.7	<7.7	**18.7**	**22.9**	<7.7	**70.1**	**46.3**	**23.8**
92546969	AC4 (0-2) _20210628	NA	06/28/2021	<5.1	<5.1	<5.1	<5.1	<198	<9.9	<198	<9.9	<9.9	<9.9	<9.9	<9.9	<19.8	<9.9	<9.9	<9.9	<9.9	<9.9	<9.9	<9.9	<9.9	<39.5	<98.9	<9.9	<9.9	<9.9	<9.9	<9.9	<9.9	**11**	<9.9	<9.9	<19.8	<19.8	<9.9
92546969	AC4 (10-12) _20210628	NA	06/28/2021	**2,350**	**904**	**337**	**3,600**	**24,900**	**8,520**	<7,250	<362	<362	<362	<362	<362	<725	<362	<362	<362	<362	<362	**68,900**	<362	<362	<1,450	**5,720**	<362	**15,600**	<362	<362	<362	<362	**183,000**	**137,000**	**41,500**	**342,000**	**246,000**	**95,300**
92546969	AC4 (24-26) _20210628	NA	06/28/2021	**4,070**	**1,010**	**466**	**5,550**	**20,500**	**13,900**	<6,320	<316	<316	<316	<316	<316	<632	<316	<316	<316	<316	**685**	**56,400**	<316	<316	<1,260	**3,810**	<316	**12,000**	<316	<316	<316	<316	**171,000**	**107,000**	**32,000**	**276,000**	**199,000**	**77,600**
92546969	AC5 0-2_20210628	NA	06/28/2021	**33.4**	**26.6**	**7.4**	**67.4**	**3,350**	**364**	**471**	<7.8	<7.8	<7.8	<7.8	<7.8	<15.6	<7.8	<7.8	<7.8	<7.8	**115**	**591**	<7.8	**315**	<31.2	<78	<7.8	**160**	<7.8	<7.8	<7.8	<7.8	**1,330**	**1,070**	<7.8	**4,570**	**3,180**	**1,390**
92546969	AC5 14-16_20210628	NA	06/28/2021	**21,200**	**6,260**	**1,640**	**29,100**	<17,900	**70,200**	<17,900	<893	<893	<893	<893	<893	<1790	<893	<893	<893	<893	**5,440**	**298,000**	<893	**19,300**	<3,570	<8,930	<893	**41,300**	<893	<893	<893	<893	**693,000**	**387,000**	**114,000**	**1,530,000**	**1,090,000**	**438,000**
92546969	AC5 26-28_20210628	NA	06/28/2021	**10,600**	**3,750**	**1,170**	**15,500**	<12,200	**29,400**	<12,200	<610	<610	<610	<610	<610	<1220	<610	<610	<610	<610	**1,660**	**142,000**	<610	**9,410**	<2,440	<6,100	<610	**24,000**	<610	<610	<610	<610	**361,000**	**215,000**	**62,900**	**723,000**	**517,000**	**206,000**
92546969	AC6 0-2_20210628	NA	06/28/2021	**4.9**	<4.5	<4.5	**8.7**	<170	<8.5	<170	<8.5	<8.5	<8.5	<8.5	<8.5	<17	<8.5	<8.5	<8.5	<8.5	<8.5	<8.5	<8.5	**9**	<33.9	<84.8	<8.5	<8.5	<8.5	<8.5	<8.5	**16**	<8.5	<8.5	<17	<17	<8.5
92546969	AC6 10-12_20210628	NA	06/28/2021	**6,370**	**2,470**	**1,090**	**9,920**	**15,800**	**19,500**	<7,380	<369	<369	<369	<369	<369	<738	<369	<369	<369	<369	<369	**123,000**	**11,700**	<369	**4,700**	**10,300**	<369	**29,100**	<369	<369	<369	<369	**314,000**	**262,000**	**78,500**	**604,000**	**432,000**	**172,000**
92546969	AC6 36-38_20210628*	NA	06/28/2021	**12,000**	**3,240**	**1,370**	**16,700**	<17,900	**51,500**	<17,900	<893	<893	<893	<893	<893	<1790	<893	<893	<893	<893	<893	**115,000**	**9,030**	**7,760**	<3,570	<8,930	<893	**23,800**	**33,300**	<893	<893	<893	**433,000**	**183,000**	**52,600**	**564,000**	**406,000**	**158,000**
92546969	AC7 0-2_20210628	NA	06/28/2021	<5.7	<5.7	<5.7	**9.1**	<190	<9.5	<190	<9.5	<9.5	<9.5	<9.5	<9.5	<19	<9.5	<9.5	<9.5	<9.5	<9.5	**21.1**	<9.5	<9.5	<38.1	<95.2	<9.5	<9.5	**5.2J**	<9.5	<9.5	<9.5	**174**	**14.5**	<9.5	**101**	**81.6**	**19.7**
92546969	AC7 20-22_20210628	NA	06/28/2021	**64.1**	**17.4**	**6.1**	**87.7**	**149**	**182**	<132	<6.6	<6.6	<6.6	**7.1**	<6.6	<13.2	<6.6	<6.6	<6.6	<6.6	**35.8**	**1,590**	<6.6	<6.6	<26.4	<66	<6.6	**1,040**	<6.6	<6.6	<6.6	<6.6	**2,620**	**6,340**	**1,810**	**8,710**	**6,070**	**2,640**
92546969	AC7 42-44_20210628*	NA	06/28/2021	**50.1**	**9.3**	**4.0**	**63.4**	**91.8J**	**624**	<123	<6.2	<6.2	<6.2	<6.2	<6.2	<12.3	<6.2	<6.2	<6.2	<6.2	**111**	**401**	<6.2	<6.2	<24.6	<61.6	**55.7**	**194**	<6.2	<6.2	<6.2	<6.2	**2,110**	**805**	**232**	**2,040**	**1,430**	**619**
92547162	AS-21 (18-20) _20210630	NA	06/30/2021	**14.1**	**7.3**	<4.4	**22.9**	<156	<7.8	<156	<7.8	<7.8	<7.8	<7.8	<7.8	<15.6	<7.8	<7.8	<7.8	<7.8	<7.8	<7.8	<7.8	<7.8	<31.2	<77.9	<7.8	<7.8	<7.8	<7.8	<7.8	<7.8	<7.8	<7.8	<15.6	<15.6	<7.8
92547162	AS-22 (18-20) _20210630	NA	06/30/2021	<4.9	<4.9	<4.9	**6.8**	<168	<8.4	<168	<8.4	<8.4	<8.4	<8.4	<8.4	<16.8	<8.4	<8.4	<8.4	<8.4	<8.4	<8.4	<8.4	<8.4	<33.6	<84.1	<8.4	<8.4	<8.4	<8.4	<8.4	<8.4	<8.4	<8.4	<16.8	<16.8	<8.4
92543943	BB2(40-42') _20210610*	NA	06/10/2021	**12,100**	**9,720**	**2,860**	**21,800**	<7,170	**4,750**	<7,170	**10,000**	<359	<359	<359	<359	<717	<359	<359	<359	<359	**669**	**66,600**	**8,220**	**9,330**	<1,430	<3,590	<359	**27,400**	<359	<359	<359	<359	**125,000**	**216,000**	**52,200**	**393,000**	**271,000**	**122,000**
92546505	BC-4 0-2_20210624	NA	06/24/2021	<0.85	<0.85	<0.85	<0.85	<158	<7.9	<158	<7.9	<7.9	<7.9	<7.9	<7.9	<15.8	<7.9	<7.9	<7.9	<7.9	<7.9	<7.9	<7.9	<7.9	<31.5	<78.8	<7.9	<7.9	<7.9	<7.9	<7.9	<7.9	**14.8**	<7.9	<7.9	<15.8	<15.8	<7.9
92546505	BC-4 18-20_20210624	NA	06/24/2021	<3.8	<3.8	<3.8	<3.8	<151	<7.5	<151	<7.5	<7.5	<7.5	<7.5	<7.5	<15.1	<7.5	<7.5	<7.5	<7.5	<7.5	<7.5	<7.5	<7.5	<30.1	<75.3	<7.5	<7.5	<7.5	<7.5	<7.5	<7.5	**15.8**	<7.5	<7.5	<15.1	<15.1	<7.5
92546505	BC-5 0-2_20210624	NA	06/24/2021	<3.2	<3.2	<3.2	<3.2	<126	<6.3	<126	<6.3	<6.3	<6.3	<6.3	<6.3	<12.6	<6.3	<6.3	<6.3	<6.3	<6.3	<6.3	<6.3	<6.3	<25.2	<63.1	<6.3	<6.3	<6.3	<6.3	<6.3	<6.3	**25.3**	<6.3	<6.3	<12.6	<12.6	<6.3
92546505	BC-5 14-16_20210624	NA	06/24/2021	<3.7	<3.7	<3.7	<3.7	<151	**4.6J**	<151	<7.5	<7.5	<7.5	<7.5	<7.5	<15.1	<7.5	<7.5	<7.5	<7.5	<7.5	<7.5	<7.5	<7.5	<30.1	<75.3	<7.5	<7.5	<7.5	<7.5	<7.5	<7.5	**20.0**	<7.5	<7.5	<15.1	<15.1	<7.5
92546505	BC-6 0-2_20210624	NA	06/24/2021	<3.8	<3.8	<3.8	<3.8	<148	<7.4	<148	<7.4	<7.4	<7.4	<7.4	<7.4	<14.8	<7.4	<7.4	<7.4	<7.4	<7.4	<7.4	<7.4	<7.4	<29.5	<73.8	<7.4	<7.4	<7.4	<7.4	<7.4	<7.4	**33.9**	<7.4	<7.4	<14.8	<14.8	<7.4
92546505	BC-6 12-14_20210624	NA	06/24/2021	<3.6	<3.6	<3.6	<3.6	<149	<7.5	<149	<7.5	<7.5	<7.5	<7.5	<7.5	<14.9	<7.5	<7.5	<7.5	<7.5	<7.5	<7.5	<7.5	<7.5	<29.8	<74.6	<7.5	<7.5	<7.5	<7.5	<7.5	<7.5	**23.8**	<7.5	<7.5	<14.9	<14.9	<7.5
92546505	BC-6 20-22_20210624	NA	06/24/2021	**12.2**	**9.4**	**3.9**	**25.5**	**672**	**28.5**	**353**	<7.3	<7.3	<7.3	<7.3	<7.3	<14.5	<7.3	<7.3	<7.3	<7.3	**7.3**	**79.0**	<7.3	**23.6**	<29.1	<72.7	<7.3	**307**	<7.3	<7.3	<7.3	<7.3	**271**	**370**	<7.3	**508**	**320**	**188**
92546505	BC-7 0-2_20210624	NA	06/24/2021	<3.2	<3.2	<3.2	<3.2	<141	<7.1	<141	<7.1	<7.1	<7.1	<7.1	<7.1	<14.1	<7.1	<7.1	<7.1	<7.1	<7.1	<7.1	<7.1	<7.1	<28.3	<70.7	<7.1	<7.1	<7.1	<7.1	<7.1	<7.1	**36.5**	<7.1	<7.1	<14.1	<14.1	<7.1
92546505

Table 2
Summary of Delineation Soil Sampling Results

Colonial Pipeline Company
2020-L1-SR2448
Huntersville, North Carolina

Lab Report	Sample ID	Well ID	Sample Date	MADEP VPH (mg/kg)				Volatile Organic Compounds (EPA 8260D) (µg/kg)																												
				Aliphatic (C05-C08)	Aliphatic (C09-C12)	Aromatic (C09-C10), Unadjusted	Total VPH	Acetone	Benzene	2-Butanone (MEK)	n-Butylbenzene	sec-Butylbenzene	tert-Butylbenzene	Chlorobenzene	Chloroform	Chloromethane	2-Chlorotoluene	4-Chlorotoluene	1,1-Dichloroethane	1,2-Dichloroethane	Diisopropyl ether	Ethylbenzene	Isopropylbenzene (Cumene)	p-Isopropyltoluene	Methylene Chloride	4-Methyl-2-pentanone (MIBK)	Methyl-tert-butyl ether	Naphthalene	n-Propylbenzene	Styrene	1,1,1,2-Tetrachloroethane	Tetrachloroethene	Toluene	1,2,4-Trimethylbenzene	1,3,5-Trimethylbenzene	Xylene (Total)	m&p-Xylene	o-Xylene
Soil-to-Water MSCCs				**68**	**540**	**31**	**NE**	**24,000**	**7.2**	**16,000**	**2,400**	**2,200**	**1,700**	**440**	**340**	**14**	**NE**	**280**	**30**	**1.9**	**320**	**8,000**	**1,300**	**120**	**23**	**420**	**85**	**200**	**1,400**	**900**	**4**	**5.0**	**5,400**	**6,600**	**6,600**	**6,000**	**NE**	**NE**
Residential MSCCs				**625**	**1,560**	**469**	**NE**	**14,000,000**	**12,000**	**9,380,000**	**782,000**	**1,560,000**	**1,560,000**	**312,000**	**21,000**	**51,000**	**NE**	**312,000**	**116,000**	**7,290**	**NE**	**60,300**	**1,560,000**	**1,560,000**	**93,800**	**1,250,000**	**156,000**	**5,500**	**1,560,000**	**3,120,000**	**25,200**	**93,800**	**1,250,000**	**156,000**	**156,000**	**3,120,000**	**NE**	**NE**
Industrial / Commercial MSCCs				**9,340**	**23,300**	**7,000**	**NE**	**210,000,000**	**59,400**	**140,000,000**	**11,600,000**	**23,300,000**	**23,300,000**	**4,670,000**	**105,000**	**251,000**	**NE**	**4,670,000**	**573,000**	**35,900**	**2,330,000**	**297,000**	**23,300,000**	**23,300,000**	**1,400,000**	**18,600,000**	**1,810,000**	**27,000**	**23,300,000**	**46,700,000**	**125,000**	**1,400,000**	**18,600,000**	**2,330,000**	**2,330,000**	**46,700,000**	**NE**	**NE**
92544467	AB3 (22-24')_20210615	NA	06/15/2021	**17,300**	**6,050**	**1,740**	**23,300**	**6,670J**	**42,900**	<11,500	**11,800**	<577	<577	<577	<577	<1150	<577	<577	<577	<577	<577	**169,000**	**12,100**	**10,600**	<2,310	<5,770	<577	**25,400**	<577	<577	<577	<577	**481,000**	**228,000**	<577	**867,000**	**622,000**	**245,000**
92544467	AB4 (0-2')_20210615	NA	06/15/2021	**7.8**	**5.9**	<4.6	**13.7**	<157	**15.8**	<157	<7.9	<7.9	<7.9	<7.9	<7.9	<15.7	<7.9	<7.9	<7.9	<7.9	<7.9	**9.1**	<7.9	<7.9	<31.4	<78.6	<7.9	<7.9	<7.9	<7.9	<7.9	**86.8**	**8.3**	<7.9	**59.2**	**45.8**	**13.4**
92544467	AB4 (14-16')_20210615	NA	06/15/2021	**3,920**	**2,330**	**868**	**6,250**	<5,140	**17,900**	<5,140	<257	<257	<257	**140J**	<257	<514	<257	<257	<257	<257	<257	**71,300**	<257	**5,420**	<1,030	<2,570	<257	**15,100**	<257	<257	<257	<257	**216,000**	**125,000**	**35,600**	**353,000**	**255,000**	**98,800**
92544467	AB5 (0-2')_20210615	NA	06/15/2021	**2,110**	**1,110**	**308**	**3,220**	<3,060	**10,200**	<3,060	<153	<153	<153	<153	<153	<306	<153	<153	<153	**4,460**	**32,800**	**1,610**	<153	<611	<1,530	<153	**5,710**	<153	<153	<153	<153	**80,400**	**33,700**	<153	**178,000**	**127,000**	**51,100**
92544467	AB5 (2-4')_20210615	NA	06/15/2021	**1,700**	**948**	**266**	**2,650**	<1,460	**4,990**	<1,460	<72.9	<72.9	<72.9	**51.9J**	<72.9	<146	<72.9	<72.9	<72.9	<72.9	**2,550**	**25,100**	<72.9	<72.9	<292	<729	<72.9	**5,600**	<72.9	<72.9	<72.9	<72.9	**46,000**	**33,600**	**9,850**	**154,000**	**110,000**	**44,000**
92547126	AB9(0-2)_20210629	NA	06/29/2021	<5.3	<5.3	<5.3	<5.3	<204	<10.2	<204	<10.2	<10.2	<10.2	<10.2	<10.2	<20.4	<10.2	<10.2	<10.2	<10.2	<10.2	<10.2	<10.2	<10.2	<40.8	<102	<10.2	<10.2	<10.2	<10.2	<10.2	<10.2	<10.2	<10.2	<20.4	<20.4	<10.2
92547126	AB9(24-26)_20210629	NA	06/29/2021	**4.5**	<4.1	<4.1	**5.1**	**159**	**74.0**	<153	<7.7	<7.7	<7.7	<7.7	<7.7	<15.3	<7.7	<7.7	<7.7	<7.7	<7.7	**11.4**	<7.7	<7.7	<30.7	<76.7	<7.7	<7.7	<7.7	<7.7	<7.7	**152**	<7.7	<7.7	**56.2**	**39.3**	**16.9**
92547126	AB9(28-29.5)_20210629	NA	06/29/2021	**5.3**	<4	<4	**6.5**	**167**	**297**	<122	<6.1	<6.1	<6.1	<6.1	<6.1	<12.2	<6.1	<6.1	<6.1	<6.1	**15.9**	**68.8**	**5.2J**	<6.1	<24.3	<60.9	<6.1	**26.5**	<6.1	<6.1	<6.1	<6.1	**749**	**69.4**	<6.1	**347**	**234**	**113**
92547126	AC8(0-2)_20210629	NA	06/29/2021	<3.9	<3.9	<3.9	<3.9	<172	<8.6	<172	<8.6	<8.6	<8.6	<8.6	<8.6	<17.2	<8.6	<8.6	<8.6	<8.6	<8.6	<8.6	<8.6	<8.6	<34.5	<86.2	<8.6	<8.6	<8.6	<8.6	<8.6	**4.6J**	<8.6	<8.6	<17.2	<17.2	<8.6
92547126	AC8(20-22)_20210629	NA	06/29/2021	<15.5	<15.5	<15.5	<15.5	<138	**101**	<138	<6.9	<6.9	<6.9	<6.9	<6.9	<13.8	<6.9	<6.9	<6.9	<6.9	**21.6**	**19.5**	<6.9	<6.9	<27.6	<69	<6.9	**9.3**	<6.9	<6.9	<6.9	<6.9	**212**	**56.0**	**18.1**	**118**	**78.5**	**39.6**
92547126	AC8(26-28)_20210629	NA	06/29/2021	**205**	**68.7**	**40.3**	**314**	**409**	**463**	<291	**752**	<14.6	<14.6	**16.8**	<14.6	<29.1	<14.6	<14.6	<14.6	<14.6	**61.6**	**3,860**	**431**	**510**	<58.2	**406**	<14.6	**1,680**	**1,830**	<14.6	<14.6	<14.6	**7,930**	**10,700**	**3,240**	**19,700**	**13,900**	**5,720**
92547126	AC9(0-2)_20210629	NA	06/29/2021	<4.2	<4.2	<4.2	<4.2	<177	<8.8	<177	<8.8	<8.8	<8.8	<8.8	<8.8	<17.7	<8.8	<8.8	<8.8	<8.8	<8.8	<8.8	<8.8	<8.8	<35.3	<88.4	<8.8	<8.8	<8.8	<8.8	<8.8	**4.7J**	<8.8	<8.8	<17.7	<17.7	<8.8
92547126	AC9(24-26)_20210629	NA	06/29/2021	<3.2	<3.2	<3.2	<3.2	**164**	**31.2**	<134	<6.7	<6.7	<6.7	<6.7	<6.7	<13.4	<6.7	<6.7	<6.7	<6.7	**8.6**	**6.7J**	<6.7	<6.7	<26.9	<67.2	<6.7	**14.6**	<6.7	<6.7	<6.7	<6.7	**84.8**	**18.1**	**5.2J**	**52.1**	**33.5**	**18.6**
92547126	AC9(26-28)_20210629	NA	06/29/2021	**8.6**	**7.9**	<3.1	**19.4**	**143**	**69.9**	<112	<5.6	<5.6	<5.6	<5.6	<5.6	<11.2	<5.6	<5.6	<5.6	<5.6	**19.4**	**177**	<5.6	<5.6	<22.5	<56.2	**4.9J**	**285**	<5.6	<5.6	<5.6	<5.6	**543**	**695**	**202**	**936**	**630**	**305**
92548472	AAO (22-24)_20210707	NA	07/07/2021	<3.3	<3.3	<3.3	<3.3	<137	**14.1**	<137	<6.8	<6.8	<6.8	<6.8	<6.8	<13.7	<6.8	<6.8	<6.8	<6.8	<6.8	**3.8J**	<6.8	<6.8	<27.4	<68.4	<6.8	<6.8	<6.8	<6.8	<6.8	**32.1**	**22.8**	<6.8	**25.2**	**19.5**	**5.7J**
92548472	AAO (40-42)_20210707*	NA	07/07/2021	**7.2**	<3.6	<3.6	**9.6**	<149	**188**	<149	<7.5	<7.5	<7.5	<7.5	<7.5	<14.9	<7.5	<7.5	<7.5	<7.5	**40.4**	**82.8**	**4.1J**	<7.5	<29.9	<74.7	**14.8**	**18.0**	<7.5	**4.7J**	<7.5	<7.5	**636**	**64.7**	<7.5	**447**	**298**	**148**
92548472	AAO (O-2)_20210707	NA	07/07/2021	<4.2	<4.2	<4.2	<4.2	<174	<8.7	<174	**87.1**	<8.7	<8.7	<8.7	<8.7	<17.4	<8.7	<8.7	<8.7	<8.7	<8.7	<8.7	<8.7	**251**	<34.7	<86.8	<8.7	<8.7	<8.7	<8.7	<8.7	**9.9**	<8.7	<8.7	**10.9J**	**10.9J**	<8.7
92548472	ABO (0-2)_20210707	NA	07/07/2021	<4.3	**8.3**	**12.2**	**22.3**	<172	**6.6J**	<172	<8.6	<8.6	<8.6	<8.6	<8.6	<17.2	<8.6	<8.6	<8.6	<8.6	<8.6	**11.1**	<8.6	**6.6J**	<34.5	<86.2	<8.6	**6.2J**	<8.6	<8.6	<8.6	**68.0**	**16.4**	<8.6	**72.4**	**54.4**	**18.0**
92548472	ABO (24-26)_20210707	NA	07/07/2021	<3	<3	<3	**3.5**	<130	**9.7**	<130	<6.5	<6.5	<6.5	<6.5	<6.5	<13	<6.5	<6.5	<6.5	<6.5	**4.8J**	**8.7**	<6.5	<6.5	<26	<64.9	<6.5	<6.5	<6.5	<6.5	<6.5	**58.4**	**10.8**	<6.5	**60.4**	**42.1**	**18.3**
92548472	ABO (26-28)_20210707	NA	07/07/2021	<3	<3	<3	**3.9**	<119	**37.3**	<119	<6	<6	<6	<6	<6	<11.9	<6	<6	<6	<6	**18.2**	**40.2**	<6	**4.5J**	<23.9	<59.7	<6	**21.9**	<6	<6	<6	<6	**197**	**60.5**	<6	**226**	**148**	**78.3**
92548472	ABO (40-42)_20210707*	NA	07/07/2021	**8,580**	**2,760**	**939**	**12,300**	<4,740	**15,200**	<4,740	**7,760**	<237	<237	<237	<237	<474	<237	<237	<237	<237	**1,030**	**81,100**	<237	**6,590**	<948	**6,810**	<237	**16,600**	<237	**3,460**	**685**	<237	**211,000**	**140,000**	**40,300**	**412,000**	**292,000**	**121,000**
92548472	ACO (0-2)_20210707	NA	07/07/2021	<3.3	<3.3	<3.3	**6.3**	<129	<6.4	<129	<6.4	<6.4	<6.4	<6.4	<6.4	<12.9	<6.4	<6.4	<6.4	<6.4	<6.4	<6.4	<6.4	**19.9**	<25.8	<64.4	<6.4	<6.4	<6.4	<6.4	<6.4	<6.4	<6.4	<6.4	<12.9	<12.9	<6.4
92548472	ACO (24-26)_20210707	NA	07/07/2021	<3.2	<3.2	<3.2	<3.2	<124	**3.7J**	<124	<6.2	<6.2	<6.2	<6.2	<6.2	<12.4	<6.2	<6.2	<6.2	<6.2	<6.2	<6.2	<6.2	<6.2	<24.8	<61.9	<6.2	**3.8J**	<6.2	<6.2	<6.2	**10.5**	**3.7J**	<6.2	<12.4	<12.4	<6.2
92548472	ACO (28-29)_20210707	NA	07/07/2021	**162**	**326**	**143**	**631**	<1,580	**190**	<1,580	**2,780**	<79.2	<79.2	<79.2	<79.2	<158	<79.2	<79.2	<79.2	**69.2J**	<79.2	**10,600**	<79.2	**2,540**	**622**	<792	<79.2	**7,010**	<79.2	**1,130**	<79.2	<79.2	**8,530**	**44,400**	<79.2	**64,900**	**43,100**	**21,800**
92548816	AC0A (0-2')_20210708	NA	07/08/2021	<4	**17.4**	**23.1**	**43.4**	<117	<5.8	<117	<5.8	<5.8	<5.8	<5.8	<5.8	<11.7	<5.8	<5.8	<5.8	<5.8	<5.8	**25.0**	<23.3	<58.3	<5.8	<5.8	<5.8	<5.8	<5.8	<5.8	<5.8	<5.8	<5.8	<5.8	<11.7	<11.7	<5.8
92548816	AC0A (20-22')_20210708	NA	07/08/2021	<2.9	<2.9	<2.9	<2.9	<105	**17.6**	<105	<5.3	<5.3	<5.3	<5.3	<5.3	<10.5	<5.3	<5.3	<5.3	<5.3	**42.3**	**5.1J**	<5.3	<5.3	<21.1	<52.6	**14.6**	<5.3	<5.3	<5.3	<5.3	<5.3	**48.5**	**5.7**	<5.3	**25.8**	**18**	**7**
92548816	AC0A (42-44')_20210708*	NA	07/08/2021	**26.0**	**9.3**	<2.9	**37.8**	<116	**291**	**211**	**159**	<5.8	<5.8	<5.8	<5.8	<11.6	<5.8	<5.8	**5.6J**	<5.8	**101**	**1,460**	**135**	**143**	<23.2	**86**	<5.8	**427**	<5.8	**65.9**	<5.8	<5.8	**2,930**	**2,890**	<5.8	**7,830**	**5,490**	**2,340**
92548816	AD4 (0-2')_20210708	NA	07/08/2021	<4.2	<4.2	<4.2	<4.2	<165	<8.2	<165	<8.2	<8.2	<8.2	<8.2	<8.2	<16.5	<8.2	<8.2	<8.2	<8.2	<8.2	<8.2	<8.2	**9.1**	<33	<82.4	<8.2	<8.2	<8.2	<8.2	<8.2	<8.2	<8.2	<8.2	<16.5	<16.5	<8.2
92548816	AD4 (22-24')_20210708	NA	07/08/2021	**11,600**	**3,140**	**1,130**	**15,900**	<12,900	**29,300**	<12,900	<644	<644	<644	<644	<644	<1290	<644	<644	<644	<644	<644	**130,000**	**10,600**	**10,100**	<2,580	**9,090**	<644	**24,600**	<644	**5,080**	<644	<644	**397,000**	**243,000**	**72,500**	**625,000**	**451,000**	**174,000**
92548816	AD4 (36-38.5')_20210708*	NA	07/08/2021	**9.6**	**3.5**	<3.4	**13.8**	**191**	**384**	**58.9J**	<6.2	<6.2	<6.2	<6.2	<6.2	<12.3	<6.2	<6.2	<6.2	<6.2	**110**	**185**	**16.0**	**15.9**	<24.6	<61.5	<6.2	**159**	<6.2	**9.7**	<6.2	<6.2	**1,190**	**339**	<6.2	**1,000**	**676**	**327**
92548816	ADO (0-2')_20210708	NA	07/08/2021	<4.3	**8.4**	<4.3	**15.4**	**68J**	<9.1	<182	<9.1	<9.1	<9.1	<9.1	<9.1	<18.2	<9.1	<9.1	<9.1	<9.1	<9.1	<9.1	<9.1	**63.7**	<36.4	<91	<9.1	**9.4**	<9.1	<9.1	<9.1	<9.1	**12.6**	**31.1**	<9.1	**44.8**	**30.0**	**14.8**
92548816	ADO (20-22')_20210708	NA	07/08/2021	<3.2	<3.2	<3.2	<3.2	<126	**8.2**	<126	<6.3	<6.3	<6.3	<6.3	<6.3	<12.6	<6.3	<6.3	<6.3	<6.3	**4.1J**	**7.9**	<6.3	<6.3	<25.2	<63	<6.3	<6.3	<6.3	<6.3	<6.3	**36.2**	**5.7J**	<6.3	**34.1**	**24.6**	**9.6**
92548816	ADO (44-46')_20210708*	NA	07/08/2021	**93.6**	**33.2**	**11.2**	**138**	<253	**465**	<253	<12.7	<12.7	<12.7	<12.7	<12.7	<25.3	<12.7	<12.7	<12.7	<12.7	**53.2**	**1,640**	**169**	**142**	**102**	<127	<12.7	**397**	**489**	**75**	<12.7	<12.7	**4,660**	**2,850**	**785**	**8,720**	**6,110**	**2,610**
92548983	AD1 (0-2')_20210709	NA	07/09/2021	<3.8	<3.8	<3.8	**5.0**	<158	<7.9	<158	<7.9	<7.9	<7.9	<7.9	<7.9	<15.8	<7.9	<7.9	<7.9	<7.9	<7.9	**7.9**	<7.9	**55.6**	<31.6	<78.9	<7.9	**5.3J**	<7.9	**14.4**	<7.9	<7.9	**27.8**	**15.6**	<7.9	**61.5**	**48.5**	**13.0**
92548983	AD1 (16-18')_20210709	NA	07/09/2021	**177**	**557**	**323**	**1,060**	**1,180J**	<175	<3,490	**5,300**	<175	<175	<175	<175	<349	<175	<175	<175	<175	<175	**15,000**	**3,080**	**4,350**	**2,240**	**1,440J**	<175	**12,900**	<175	**1,040**	<175	<175	**3,920**	**83,900**	**24,500**	**106,000**	**69,400**	**36,600**
92548983	AD1 (44-46')_20210709*	NA	07/09/2021	**6,020**	**1,820**	**665**	**8,500**	<5,170	**20,900**	<5,170	**5,650**	<258	<258	<258	<258	<517	<258	<258	<258	<258	**1,320**	**73,500**	**5,630**	**5,380**	<1,030	**4,140**	<258	**13,900**	**21,000**	**3,000**	<258	<258	**212,000**	**115,000**	**32,600**	**372,000**	**264,000**	**108,000**
92548983	AD2 (0-2')_20210709	NA	07/09/2021	<4.6	<4.6	<4.6	<4.6	**112J**	<8.5	<169	<8.5	<8.5	<8.5	<8.5	<8.5	<16.9	<8.5	<8.5	<8.5	<8.5	<8.5	<8.5	<8.5	**10.2**	<33.8	<84.5	**4.8J**	<8.5	<8.5	<8.5	<8.5	**23.0**	**7.3J**	<8.5	**29.1**	**21.5**	**7.6J**
92548983	AD2 (18-20')_20210709*	NA	07/09/2021	**10,500**	**3,990**	**1,430**	**15,900**	<21,100	**56,500**	<21,100	**21,600**	<1,060	<1,060	<1,060	<1060	<2110	<1,060	<1,060	<1,060	<1,060	**2,200**	**263,000**	**21,800**	**20,100**	**68,000**	**15,000**	<1,060	**51,600**	<1,060	**10,700**	<1,060	<1,060	**750,000**	**461,000**	<1,060	**1,310,000**	**933,000**	**373,000**
92548983	AD2 (32-35')_20210709*	NA	07/09/2021	**17,300**	**4,350**	**1,390**	**23,100**	<25,900	**62,300**	<25,900	**16,800**	<1,290	<1,290	<1,290	<1290	<2590	<1,290	<1,290	<1,290	<1,290	**2,990**	**224,000**	**16,100**	**14,300**	**79,800**	**10,200J**	<1,290	**43,100**	**61,900**	**9,130**	<1,290	<1,290	**690,000**	**339,000**	**95,800**	**1,120,000**	**798,000**	**319,000**
92548983	AD3 (0-2')_20210709	NA	07/09/2021	<3.5	<3.5	<3.5	<3.5	<134	<6.7	<134	<6.7	<6.7	<6.7	<6.7	<6.7	<13.4	<6.7	<6.7	<6.7	<6.7	<6.7	<6.7	<6.7	<6.7	<26.8	<66.9	**3.5J**	<6.7	<6.7	<6.7	<6.7	**8.5**	<6.7	<6.7	<13.4	<13.4	<6.7
92548983	AD3 (20-22')_20210709	NA	07/09/2021	**14,300**	**3,600**	**1,500**	**19,400**	<37,100	**107,000**	<37,100	**24,500**	<1,860	<1,860	<1,860	<1,860	<1,860	<1,860	<1,860	<1,860	<1,860	**4,820**	**273,000**	**20,500**	**19,300**	**131,000**	<18,600	<1,860	**70,200**	**87,200**	**11,000**	<1,860	<1,860	**1,080,000**	**533,000**	**148,000**	**1,330,000**	**949,000**	**384,000**
92548983	AD3 (36-38')_20210709*	NA	07/09/2021	**14,000**	**4,040**	**1,520**	**19,600**	<15,600	**95,300**	<15,600	**27,800**	<781	<781	<781	**850**	<781	**1540J**	<781	<781	<781	**3,650**	**362,000**	**28,500**	**26,700**	**7,890**	**24,300**	<781	**61,300**	<781	**14,500**	<781	<781	**985,000**	**583,000**	**166,000**	**1,300,000**	**1,280,000**	**520,000**
92548986	AD1A (0-2') _20210710	NA	07/10/2021	**11.9**	<3.4	<3.4	**13.8**	<137	<6.8	<137	<6.8	<6.8	<6.8	<6.8	<6.8	<13.7	<6.8	<6.8	<6.8	<6.8	<6.8	<6.8	<6.8	<6.8	<27.4	<68.4	<6.8	<6.8	<6.8	<6.8	<6.8	**9.2**	**12.9**	<6.8	<13.7	<13.7	<6.8
92548986	AD1A (22-24') _20210710	NA	07/10/2021	**2,970**	**1,750**	**724**	**5,450**	<3,060	**1,890**	<3,060	**4,870**	<153	<153	<153	<153	<306	<153	<153	<153	<153	**99.4J**	**32,900**	**3,690**	**4,330**	<612	**3,310**	<153	**12,000**	**14,400**	**1,470**	<153	<153	**56,600**	**86,900**	**25,000**	**173,000**	**119,000**	**53,600**
92548986	AD1A (40-42')_20210710*	NA	07/10/2021	**49.8**	**18.0**	**6.1**	**73.9**	<130	**536**	**182**	<6.5	<6.5	<6.5	<6.5	<6.5	<13	<6.5	<6.5	<6.5	<6.5	**140**	**1,210**	**119**	**152**	<26	**67.6**	**40.3**	**572**	<6.5	**54.8**	<6.5	<6.5	**3,260**	**2,790**	**780**	**6,440**	**4,480**	**1,960**
92548986	AD5 (0-2')_20210710	NA	07/10/2021	<3.3	<3.3	<3.3	<3.3	<161	<8.1	<161	<8.1	<8.1	<8.1	<8.1	<8.1	<16.1	<8.1	<8.1	<8.1	<8.1	<8.1	<8.1	<8.1	**91.4**	<32.2	<80.6	<8.1	**9.7**	<8.1	<8.1	<8.1	**7.8J**	**23.2**	<8.1	**19.7**	**14.3J**	**5.4J**
92548986	AD5 (22-24')_20210710	NA	07/10/2021	**99.7**	**45.6**	**21.2**	**167**	**111J**	**286**	<282	**499**	<14.1	<14.1	<14.1	<14.1	<28.2	<14.1	<14.1	<14.1	<14.1	**42.5**	**1,680**	**234**	**387**	<56.4	**156**	**8.8J**	**1,670**	<14.1	**83.2**	<14.1	<14.1	**3,200**	**6,930**	**2,080**	**9,110**	**6,210**	**2,890**
92548986	AD5 (34-36')_20210710*	NA	07/10/2021	**126**	**52.2**	**22.9**	**201**	**191**	**1,430**	**150**	<5.8	<5.8	<5.8	<5.8	<5.8	<11.7	<5.8	<5.8	<5.8	<5.8	**209**	**1,260**	<5.8	<5.8	<23.3	**68.2**	<5.8	**743**	**619**	<5.8	<5.8	<5.8	**5,110**	**4,150**	**1,190**	**6,670**	**4,540**	**2,120**
92548986	AD6 (0-2')_20210710	NA	07/10/2021	<3.4	<3.4	<3.4	<3.4	<149	<7.5	<149	<7.5	<7.5	<7.5	<7.5	<7.5	<14.9	<7.5	<7.5	<7.5	<7.5	<7.5	**7.4J**	<7.5	**10.2**	<29.9	<74.6	<7.5	<7.5	<7.5	<7.5	<7.5	**8.0**	**8.2**	<7.5	**22.9**	**14.8J**	**8.1**
92548986	AD6 (24-26')_20210710	NA	07/10/2021	**1,450**	**736**	**294**	**2,480**	**1,120J**	**3,010**	<3,110	**4,480**	<155	<155	<155	<155	<311	<155	<155	<155	<155	**113J**	**34,700**	**3,600**	**4,110**	<622	**3,350**	<155	**10,900**	**15,500**	**1,550**	<155	<155	**66,700**	**89,000**	**26,200**	**180,000**	**127,000**	**53,700**
92548986	AD6 (34-36')_20210710*	NA	07/10/2021	**34.9**	**9.4**	<2.8	**45.8**	<115	**261**	**37.4J**	<5.8	<5.8	<5.8	<5.8	<5.8	<11.5	<5.8	<5.8	<5.8	<5.8	**33.5**	**216**	<5.8	**47.3**	<23.1	<57.6	**8.1**	**204**	<5.8	<5.8	<5.8	<5.8	**1,200**	**445**	<5.8	**1,160**	**775**	**388**
92548986	AD7 (0-2')_20210710	NA	07/10/2021	<3.5	<3.5	<3.5	<3.5	<141	<7.1	<141	<7.1	<7.1	<7.1	<7.1	<7.1	<14.1	<7.1	<7.1	<7.1	<7.1	<7.1	<7.1	<7.1	<7.1	<28.2	<70.6	<7.1	**8.3**	<7.1	<7.1	<7.1	**15.9**	**8.4**	<7.1	**25**	**19.4**	**5.6J**
92548986	AD7 (24-26')_20210710	NA	07/10/2021	**11.5**	<3.2	<3.2	**12.7**	<126	**43.9**	<126	<6.3	<6.3	**31.7**	<6.3	<6.3	<12.6	<6.3	<6.3	<6.3	<6.3	<6.3	**14.3**	<6.3	<6.3	<25.3	<63.2	<6.3	**8.1**	<6.3	<6.3	<6.3	<6.3	**139**	**23.7**	<6.3	**83.9**	**53.4**	**30.5**
92548986	AD7 (28-30')_20210710*	NA	07/10/2021	**5,620**	**1,560**	**579**	**7,760**	<4,590	**12,000**	<4,590	**5,820**	<230	<230	<230	<230	<459	<230	<230	<230	<230	**450**	**52,200**	**4,610**	<230	<918	**4,400**	<230	**13,800**	<230	**2,160**	<230	<230	**154,000**	**107,000**	**31,800**	**258,000**	**183,000**	**75,000**
92548986	AD8 (0-2')_20210710	NA	07/10/2021	<3.1	<3.1	<3.1	<3.1	<121	<6.1	<121	<6.1	<6.1	<6.1	<6.1	<6.1	<12.1	<6.1	<6.1	<6.1	<6.1	<6.1	<6.1	<6.1	<6.1	<24.3	<60.7	<6.1	<6.1	<6.1	<6.1	<6.1	**13.8**	**3.4J**	<6.1	**15.2**	**12.1J**	**3J**
92548986	AD8 (20-22')_20210710	NA	07/10/2021	<3.4	<3.4	<3.4	<3.4	<138	<6.9	<138	<6.9	<6.9	<6.9	<6.9	<6.9	<13.8	<6.9	<6.9	<6.9	<6.9	<6.9	<6.9	<6.9	<6.9	<27.6	<68.9	<6.9	<6.9	<6.9	<6.9	<6.9	**13.2**	<6.9	<6.9	**10.8J**	**10.8J**	<6.9
92548986	AD8 (36-38')_20210710*	NA	07/10/2021	<3.2	<3.2	<3.2	<3.2	<123	**84.8**	<123	<6.2	<6.2	<6.2	<6.2	<6.2	<12.3	<6.2	<6.2	<6.2	<6.2	**11.1**	**18.4**	<6.2	<6.2	<24.6	<61.6	**5.2J**	**7**	<6.2	<6.2	<6.2	<6.2	**238**	**14.5**	<6.2	**115**	**76.9**	**38.3**
92549238	AD 9 (0-2')_20210712	NA	07/12/2021	<4.1	<4.1	<4.1	<4.1	<153	<7.7	<153	<7.7	<7.7	<7.7	<7.7	<7.7	<15.3	<7.7	<7.7	<7.7	<7.7	<7.7	<7.7	<7.7	<7.7	<30.7	<76.7	<7.7	<7.7	<7.7	<7.7	<7.7	**9.1**	<7.7	<7.7	<15.3	<15.3	<7.7
92549238	AD 9 (26-28')_20210712	NA	07/12/2021	**51.5**	**10.2**	<3	**61.7**	<123	<6.1	<123	<6.1	<6.1	<6.1	<6.1	<6.1	<12.3	<6.1	<6.1	<6.1	<6.1	<6.1	<6.1	<6.1	**137**	<24.5	<61.3	<6.1	<6.1	<6.1	<6.1	<6.1	**7.8**	<6.1	<6.1	<12.3	<12.3	<6.1
92549238	AF 7 (0-2')_20210712	NA	07/12/2021	<4.2	<4.2	<4.2	<4.2	<155	**28**	<155	<7.8	<7.8	<7.8	<7.8	<7.8	<15.5	<7.8	<7.8	<7.8	<7.8	<7.8	**17.5**	<7.8	<7.8	<31	<77.6	<7.8	**5.7J**	<7.8	<7.8	<7.8	**140**	**22.1**	**7.5J**	**101**	**68.1**	**32.5**
92549238	AF 7 (22-24')_20210712	NA	07/12/2021	<3.3	<3.3	<3.3	<3.3	<124	<6.2	<124	<6.2	<6.2	<6.2	<6.2	<6.2	<12.4	<6.2	<6.2	<6.2	<6.2	<6.2	<6.2	<6.2	**17.2**	<24.8	<61.9	<6.2	**4.2J**	<6.2	<6.2	<6.2	**12.6**	**15.9**	<6.2	**18.1**	**10.6J**	**7.6**
92549238	AF 7 (38-40')_20210712*	NA	07/12/2021	<3.3	<3.3	<3.3	<3.3	<127	**66.7**	**35.3J**	<6.3	<6.3	<6.3	<6.3	<6.3	<12.7	<6.3	<6.3	<6.3	<6.3	**45.9**	**6.9**	<6.3	<6.3	<25.3	<63.3	**32.8**	**9.1**	<6.3	<6.3	<6.3	<6.3	**111**	**15.1**	<6.3	**58.1**	**33.7**	**24.4**
92549238	AF 8 (0-2')_20210712	NA	07/12/2021	<3.2	<3.2	<3.2	**5.7**	**57.8J**	**34.3**	<139	<6.9	<6.9	<6.9	<6.9	<6.9	<13.9	<6.9	<6.9	<6.9	<6.9	<6.9	**56.1**	**4.9J**	<6.9	<27.8	<69.4	<6.9	**27.3**	<6.9	**3.6J**	<6.9	<6.9	**251**	**117**	<6.9	**321**	**213**	**108**
92549238	AF 8 (16-18')_20210712	NA	07/12/2021	**4.5**	<3.4	<3.4	**5.5**	<135	**33.1**	<135	<6.7	<6.7	<6.7	<6.7	<6.7	<13.5	<6.7	<6.7	<6.7	<6.7	**8.3**	**5.1J**	<6.7	**21.

Table 2
Summary of Delineation Soil Sampling Results

Colonial Pipeline Company
2020-L1-SR2448
Huntersville, North Carolina

Lab Report	Sample ID	Well ID	Sample Date	MADEP VPH (mg/kg)				Volatile Organic Compounds (EPA 8260D) (µg/kg)																														
				Aliphatic (C05-C08)	Aliphatic (C09-C12)	Aromatic (C09-C10), Unadjusted	Total VPH	Acetone	Benzene	2-Butanone (MEK)	n-Butylbenzene	sec-Butylbenzene	tert-Butylbenzene	Chlorobenzene	Chloroform	Chloromethane	2-Chlorotoluene	4-Chlorotoluene	1,1-Dichloroethane	1,2-Dichloroethane	Diisopropyl ether	Ethylbenzene	Isopropylbenzene (Cumene)	p-Isopropyltoluene	Methylene Chloride	4-Methyl-2-pentanone (MIBK)	Methyl-tert-butyl ether	Naphthalene	n-Propylbenzene	Styrene	1,1,1,2-Tetrachloroethane	Tetrachloroethene	Toluene	1,2,4-Trimethylbenzene	1,3,5-Trimethylbenzene	Xylene (Total)	m&p-Xylene	o-Xylene
Soil-to-Water MSCCs				**68**	**540**	**31**	**NE**	**24,000**	**7.2**	**16,000**	**2,400**	**2,200**	**1,700**	**440**	**340**	**14**	**NE**	**280**	**30**	**1.9**	**320**	**8,000**	**1,300**	**120**	**23**	**420**	**85**	**200**	**1,400**	**900**	**4**	**5.0**	**5,400**	**6,600**	**6,600**	**6,000**	**NE**	**NE**
Residential MSCCs				**625**	**1,560**	**469**	**NE**	**14,000,000**	**12,000**	**9,380,000**	**782,000**	**1,560,000**	**1,560,000**	**312,000**	**21,000**	**51,000**	**NE**	**312,000**	**116,000**	**7,290**	**NE**	**60,300**	**1,560,000**	**1,560,000**	**93,800**	**1,250,000**	**156,000**	**5,500**	**1,560,000**	**3,120,000**	**25,200**	**93,800**	**1,250,000**	**156,000**	**156,000**	**3,120,000**	**NE**	**NE**
Industrial / Commercial MSCCs				**9,340**	**23,300**	**7,000**	**NE**	**210,000,000**	**59,400**	**140,000,000**	**11,600,000**	**23,300,000**	**23,300,000**	**4,670,000**	**105,000**	**251,000**	**NE**	**4,670,000**	**573,000**	**35,900**	**2,330,000**	**297,000**	**23,300,000**	**23,300,000**	**1,400,000**	**18,600,000**	**1,810,000**	**27,000**	**23,300,000**	**46,700,000**	**125,000**	**1,400,000**	**18,600,000**	**2,330,000**	**2,330,000**	**46,700,000**	**NE**	**NE**
92549416	AF3 (32-34')_20210713*	NA	07/13/2021	**1,600**	**981**	**368**	**2,940**	<5,150	**4,730**	<5,150	**4,830**	<257	<257	<257	<257	<515	<257	<257	<257	<257	**384**	**45,500**	**4,070**	**4,410**	<1,030	**3,160**	**163J**	**12,200**	<257	**2,090**	<257	<257	**93,000**	**91,800**	**25,500**	**243,000**	**169,000**	**73,300**
92549416	AF4 (0-2')_20210713	NA	07/13/2021	<3.2	<3.2	<3.2	**4.8**	<135	<6.8	<135	<6.8	<6.8	<6.8	<6.8	<6.8	<13.5	<6.8	<6.8	<6.8	<6.8	<6.8	<6.8	<6.8	<6.8	<27.1	<67.7	<6.8	<6.8	<6.8	<6.8	<6.8	**5.3J**	**4.2J**	<6.8	<13.5	<13.5	<6.8
92549416	AF4 (10-12')_20210713	NA	07/13/2021	**449**	**156**	**87.5**	**693**	<1,730	**1,250**	<1,730	**2,470**	<86.7	<86.7	<86.7	<86.7	<173	<86.7	<86.7	<86.7	<86.7	**44.0J**	**14,800**	**1,840**	**2,100**	<347	**1,520**	<86.7	**5,900**	<86.7	**723**	<86.7	<86.7	**27,200**	**46,600**	**13,900**	**82,100**	**57,700**	**24,400**
92549416	AF4 (34-35')_20210713*	NA	07/13/2021	**8,310**	**2,240**	**809**	**11,400**	<11,500	**33,200**	<11,500	**10,000**	<574	<574	<574	<574	<1150	<574	<574	<574	<574	**1,360**	**124,000**	**9,940**	**9,300**	<2,290	**7,030**	<574	**22,300**	<574	**4,960**	<574	<574	**379,000**	**211,000**	**61,200**	**623,000**	**447,000**	**176,000**
92549416	AF5 (0-2')_20210713	NA	07/13/2021	<3.7	<3.7	<3.7	<3.7	**90.2J**	**4.5J**	<150	<7.5	<7.5	<7.5	<7.5	<7.5	<15	<7.5	<7.5	<7.5	<7.5	<7.5	**12.8**	<7.5	<7.5	<29.9	<74.8	<7.5	**12.3**	<7.5	<7.5	<7.5	<7.5	**45.0**	**43.7**	**14.7**	**84.6**	**60.3**	**24.3**
92549416	AF5 (14-16')_20210713	NA	07/13/2021	**3.9**	<3.6	<3.6	**4.6**	<139	**211**	<139	<7	<7	<7	<7	<7	<13.9	<7	<7	<7	<7	**21.0**	**24.4**	<7	<7	<27.9	<69.7	<7	**4.0J**	<7	<7	<7	<7	**338**	**40.2**	**12.5**	**138**	**86.9**	**51.2**
92549416	AF5 (32-34')_20210713	NA	07/13/2021	**17,400**	**3,810**	**1,450**	**22,600**	<12,400	**56,800**	<12,400	**17,600**	<620	<620	<620	<620	<1240	<620	<620	<620	<620	**2,290**	**197,000**	**16,100**	**15,300**	<2,480	**14,900**	<620	**37,900**	<620	**7,980**	<620	<620	**619,000**	**357,000**	**105,000**	**970,000**	**696,000**	**274,000**
92549416	AF6 (0-2')_20210713	NA	07/13/2021	<3.9	<3.9	<3.9	<3.9	<141	<7.1	<141	<7.1	<7.1	<7.1	<7.1	<7.1	<14.1	<7.1	<7.1	<7.1	<7.1	<7.1	<7.1	<7.1	**4.8J**	<28.2	<70.5	<7.1	<7.1	<7.1	<7.1	<7.1	**14.4**	<7.1	<7.1	<14.1	<14.1	<7.1
92549416	AF6 (22-24')_20210713	NA	07/13/2021	**11.9**	**3.9**	<3.2	**16.2**	<121	**543**	<121	<6.1	<6.1	<6.1	<6.1	<6.1	<12.1	<6.1	<6.1	<6.1	<6.1	**57.0**	**241**	<6.1	**84.5**	<24.2	<60.6	<6.1	**115**	<6.1	**12.8**	<6.1	<6.1	**1,680**	**476**	**138**	**1,240**	**848**	**391**
92549416	AF6 (40-41')_20210713*	NA	07/13/2021	**20.9**	**8.3**	<2.8	**31.9**	**45.1J**	**109**	<116	<5.8	<5.8	<5.8	<5.8	<5.8	<11.6	<5.8	<5.8	<5.8	<5.8	**29.9**	**200**	**22.3**	**31.0**	<23.2	<57.9	<5.8	**143**	<5.8	**10.5**	<5.8	<5.8	**694**	**548**	**161**	**1,030**	**712**	**320**
92550079	ACO AO 0-2_20210715	NA	07/15/2021	<3.7	<3.7	**3.9**	**9.1**	<134	<6.7	<134	<6.7	<6.7	<6.7	<6.7	<6.7	<13.4	<6.7	<6.7	<6.7	<6.7	<6.7	<6.7	<6.7	**31.5**	<26.8	<66.9	<6.7	<6.7	<6.7	<6.7	<6.7	**6.7**	**4.4J**	<6.7	<13.4	<13.4	<6.7
92550079	ACO AO 8-10_20210715	NA	07/15/2021	<3.9	<3.9	<3.9	<3.9	<148	<7.4	<148	<7.4	<7.4	<7.4	<7.4	<7.4	<14.8	<7.4	<7.4	<7.4	<7.4	<7.4	<7.4	<7.4	**18.6**	<29.5	<73.9	<7.4	<7.4	<7.4	<7.4	<7.4	**8.8**	**8.7**	<7.4	<14.8	<14.8	<7.4
92550079	ACOO 0-2_20210715	NA	07/15/2021	<3.4	<3.4	<3.4	<3.4	<147	<7.4	<147	<7.4	<7.4	<7.4	<7.4	<7.4	<14.7	<7.4	<7.4	<7.4	<7.4	<7.4	<7.4	<7.4	<7.4	<29.4	<73.5	<7.4	<7.4	<7.4	<7.4	<7.4	<7.4	<7.4	<7.4	<14.7	<14.7	<7.4
92550079	ACOO 26-28_20210715	NA	07/15/2021	**21.6**	**16.2**	**7.0**	**44.8**	<133	**55.1**	<133	<6.6	<6.6	<6.6	<6.6	<6.6	<13.3	<6.6	<6.6	<6.6	<6.6	**12.1**	**192**	**22.2**	**28.7**	<26.5	<66.3	<6.6	**185**	<6.6	**12.1**	<6.6	<6.6	**498**	**574**	**159**	**1,180**	**781**	**403**
92550079	ADOO 0-2_20210715	NA	07/15/2021	<3.6	<3.6	<3.6	**5.4**	<139	<6.9	<139	**30.8**	<6.9	<6.9	<6.9	<6.9	<13.9	<6.9	<6.9	<6.9	<6.9	<6.9	<6.9	<6.9	**343**	<27.7	<69.4	<6.9	<6.9	<6.9	<6.9	<6.9	**4.8J**	<6.9	<6.9	<13.9	<13.9	<6.9
92550079	ADOO 24-26_20210715	NA	07/15/2021	**43.2**	**19.2**	**8.5**	**70.9**	<121	**51.9**	<121	**63.3**	<6	<6	<6	<6	<12.1	<6	<6	<6	<6	**9.6**	**283**	**40.7**	**56.6**	<24.1	<60.3	<6	**357**	<6	**15.4**	<6	<6	**447**	**996**	**277**	**1,660**	**1,110**	**547**
92550079	AEO 0-2_20210715	NA	07/15/2021	<3.3	<3.3	<3.3	<3.3	<133	<6.6	<133	<6.6	<6.6	<6.6	<6.6	<6.6	<13.3	<6.6	<6.6	<6.6	<6.6	<6.6	<6.6	<6.6	**49.4**	<26.5	<66.3	<6.6	<6.6	<6.6	<6.6	<6.6	**3.4J**	<6.6	<6.6	<13.3	<13.3	<6.6
92550079	AEO 8-10_20210715	NA	07/15/2021	<3.5	<3.5	<3.5	<3.5	<140	<7	<140	<7	<7	<7	<7	<7	<14	<7	<7	<7	<7	<7	<7	<7	<7	<27.9	<69.8	<7	<7	<7	<7	<7	**3.7J**	<7	<7	<14	<14	<7
92550079	AEOO 0-2_20210715	NA	07/15/2021	<3.6	<3.6	<3.6	<3.6	<126	<6.3	<126	<6.3	<6.3	<6.3	<6.3	<6.3	<12.6	<6.3	<6.3	<6.3	<6.3	<6.3	<6.3	<6.3	**5.5J**	<25.2	<63	<6.3	**8.0**	<6.3	<6.3	<6.3	**9.7**	**7.5**	<6.3	**16.0**	**11.5J**	**4.5J**
92550079	AEOO 12-14_20210715	NA	07/15/2021	<3.6	<3.6	<3.6	<3.6	<140	<7	<140	<7	<7	<7	<7	<7	<14	<7	<7	<7	<7	<7	<7	<7	<7	<27.9	<69.8	<7	<7	**13.0**	<7	<7	<7	**5.7J**	**4.0J**	<7	<14	<14	<7
92550085	ACOAO 42-44_20210715*	NA	07/15/2021	**1,180**	**749**	**282**	**2,210**	<1,460	**1,270**	**1,170J**	**1,460**	<73	<73	<73	<73	<146	<73	<73	<73	<73	**166**	**13,800**	**1,400**	**1,450**	<292	**1,120**	<73	**4,750**	**5,260**	**55J**	<73	<73	**30,300**	**29,900**	**8,550**	**83,900**	**58,500**	**25,300**
92550085	ACOO 40-4.5_20210715*	NA	07/15/2021	**10.1**	**5.8**	<3	**16.6**	<127	**356**	**37.9J**	<6.3	<6.3	<6.3	<6.3	<6.3	<12.7	<6.3	<6.3	<6.3	<6.3	**67.3**	**57.1**	<6.3	<6.3	<25.4	<63.5	**21.8**	**15.5**	<6.3	<6.3	<6.3	<6.3	**771**	**32.4**	<6.3	**313**	**205**	**108**
92550085	ADOO 34-36_20210715*	NA	07/15/2021	**3.8**	<3	<3	**5.2**	<123	**215**	<123	<6.1	<6.1	<6.1	<6.1	<6.1	<12.3	<6.1	<6.1	<6.1	<6.1	**75.6**	**58.3**	<6.1	<6.1	<24.6	<61.5	**15.6**	**22.7**	<6.1	**4.6J**	<6.1	<6.1	**625**	**48.9**	<6.1	**356**	**241**	**114**
92550085	AEO 22-24_20210715	NA	07/15/2021	<3.7	<3.7	<3.7	<3.7	<139	<6.9	<139	<6.9	<6.9	<6.9	<6.9	<6.9	<13.9	<6.9	<6.9	<6.9	<6.9	<6.9	<6.9	<6.9	<6.9	<27.7	<69.3	<6.9	<6.9	<6.9	<6.9	<6.9	<6.9	<6.9	<6.9	<6.9	<13.9	<13.9	<6.9
92550085	AEOO 32-34_20210715*	NA	07/15/2021	<3.4	<3.4	<3.4	<3.4	<132	<6.6	<132	<6.6	<6.6	<6.6	<6.6	<6.6	<13.2	<6.6	<6.6	<6.6	<6.6	<6.6	<6.6	<6.6	<6.6	<26.4	<66	<6.6	<6.6	<6.6	<6.6	<6.6	**5J**	<6.6	<6.6	<13.2	<13.2	<6.6
92550088	AAOO 0-2_20210714	NA	07/14/2021	<3.1	<3.1	<3.1	<3.1	<125	<6.3	<125	**6J**	<6.3	<6.3	<6.3	<6.3	<12.5	<6.3	<6.3	<6.3	<6.3	<6.3	**4.5J**	<6.3	**14.8**	<25	<62.5	<6.3	**16.4**	<6.3	<6.3	<6.3	<6.3	**15.8**	**35.6**	<6.3	**39.5**	**27.8**	**11.7**
92550088	AAOO 4-6_20210714	NA	07/14/2021	<3.3	<3.3	<3.3	**4.8**	<147	<7.4	<147	<7.4	<7.4	<7.4	<7.4	<7.4	<14.7	<7.4	<7.4	<7.4	<7.4	<7.4	**23.2**	<7.4	<7.4	<29.5	**16.7J**	<7.4	**27.0**	<7.4	<7.4	<7.4	<7.4	**28.6**	**121**	**38.7**	**145**	**102**	**43.4**
92550088	ABOO 0-2_20210714	NA	07/14/2021	<3.5	<3.5	<3.5	**5.1**	<143	<7.1	<143	<7.1	<7.1	<7.1	<7.1	<7.1	<14.3	<7.1	<7.1	<7.1	<7.1	<7.1	<7.1	<7.1	**127**	<28.6	<71.4	<7.1	<7.1	<7.1	<7.1	<7.1	<7.1	<7.1	<7.1	<14.3	<14.3	<7.1
92550088	AF1A 0-2_20210714	NA	07/14/2021	<3.3	<3.3	<3.3	**4.1**	<128	<6.4	<128	<6.4	<6.4	<6.4	<6.4	<6.4	<12.8	<6.4	<6.4	<6.4	<6.4	<6.4	<6.4	<6.4	<6.4	<25.6	<64.1	<6.4	<6.4	<6.4	<6.4	<6.4	**7.6**	**3.7J**	<6.4	**11.0J**	**11.0J**	<6.4
92550088	AF1A 22-24_20210714	NA	07/14/2021	**41.4**	**210**	**174**	**426**	<2,440	<122	**601J**	**2,780**	<122	<122	<122	<122	<244	<122	<122	<122	<122	<122	**8,330**	**1,930**	**2,710**	<487	**601J**	<122	**7,910**	**8,300**	**698**	<122	<122	**3,890**	**52,700**	**14,800**	**65,400**	**42,300**	**23,100**
92550088	AF1B 0-2_20210714	NA	07/14/2021	<3.1	<3.1	<3.1	<3.1	<128	<6.4	<128	<6.4	<6.4	<6.4	<6.4	<6.4	<12.8	<6.4	<6.4	<6.4	<6.4	<6.4	<6.4	<6.4	<6.4	<25.6	<64	<6.4	<6.4	<6.4	<6.4	<6.4	**3.5J**	<6.4	<6.4	<12.8	<12.8	<6.4
92550088	AF1B 24-26_20210714	NA	07/14/2021	**3,310**	**2,880**	**1,160**	**7,350**	<6,200	**617**	**2,560J**	**8,750**	<310	<310	<310	<310	<620	<310	<310	<310	<310	<310	**124,000**	**11,400**	**9,630**	<1,240	**9710**	<310	**23,000**	**38,300**	**5,830**	<310	<310	**191,000**	**199,000**	**59,500**	**730,000**	**516,000**	**214,000**
92550088	AF1C 0-2_20210714	NA	07/14/2021	<3.2	<3.2	<3.2	**4.2**	<130	**13**	<130	<6.5	<6.5	<6.5	<6.5	<6.5	<13	<6.5	<6.5	<6.5	<6.5	<6.5	**47.1**	<6.5	**8.1**	<26	<65.1	<6.5	**6.1J**	<6.5	<6.5	<6.5	<6.5	**164**	**41.7**	<6.5	**242**	**181**	**61.2**
92550088	AF1C 24-26_20210714	NA	07/14/2021	<2.7	<2.7	<2.7	<2.7	<109	**4.2J**	<109	<5.5	<5.5	<5.5	<5.5	<5.5	<10.9	<5.5	<5.5	<5.5	<5.5	<5.5	**7.8**	<5.5	<5.5	<21.9	<54.6	<5.5	**10.2**	<5.5	<5.5	<5.5	<5.5	**27.7**	**21.6**	<5.5	**43.9**	**28.2**	**15.8**
92550088	AF1D 0-2_20210714	NA	07/14/2021	<3.6	<3.6	<3.6	**4.1**	<135	<6.7	<135	<6.7	<6.7	<6.7	<6.7	<6.7	<13.5	<6.7	<6.7	<6.7	<6.7	<6.7	<6.7	<6.7	**31.3**	<26.9	<67.4	<6.7	<6.7	<6.7	<6.7	<6.7	**7.1**	**4.2J**	<6.7	<13.5	<13.5	<6.7
92550088	AF1D 24-26_20210714	NA	07/14/2021	**38.7**	**20.9**	**10.9**	**70.5**	<125	**57.1**	**175**	**242**	<6.3	<6.3	<6.3	<6.3	<12.5	<6.3	<6.3	<6.3	<6.3	<6.3	**630**	**117**	<6.3	<25.1	**130**	<6.3	**570**	**518**	**29.5**	<6.3	<6.3	**866**	**3,170**	**933**	**3,720**	**2,620**	**1,100**
92550144	AE1 0-2_20210716	NA	07/16/2021	<3.2	<3.2	<3.2	<3.2	<121	<6	<121	<6	<6	<6	<6	<6	<12.1	<6	<6	<6	<6	<6	<6	<6	<6	<24.2	<60.5	<6	<6	<6	<6	<6	**3.5J**	<6	<12.1	<12.1	<6
92550144	AE1 10-12_20210716	NA	07/16/2021	<3.2	<3.2	<3.2	**3.2**	<123	**26.8**	<123	<6.1	<6.1	<6.1	<6.1	<6.1	<12.3	<6.1	<6.1	<6.1	<6.1	**5.8J**	**6.1J**	<6.1	<6.1	<24.5	<61.3	<6.1	**6.0J**	<6.1	<6.1	<6.1	<6.1	**68.9**	**16.5**	<6.1	**56.3**	**32.5**	**23.8**
92550144	AE1 34-36_20210716*	NA	07/16/2021	**41.0**	**9.6**	<3.6	**52.0**	<148	**595**	**82.4J**	**30.0**	<7.4	<7.4	<7.4	<7.4	<14.8	<7.4	<7.4	<7.4	<7.4	**154**	**407**	**28.2**	**28.9**	<29.6	<74	<7.4	**118**	**111**	**20.9**	<7.4	<7.4	**2,410**	**593**	**149**	**2,330**	**1,620**	**707**
92550144	AE2 0-2_20210716	NA	07/16/2021	<3.5	<3.5	<3.5	**4.7**	<146	**40.3**	<146	<7.3	<7.3	<7.3	<7.3	<7.3	<14.6	<7.3	<7.3	<7.3	<7.3	<7.3	**14.3**	<7.3	**6.0J**	<29.2	<73.1	<7.3	<7.3	<7.3	<7.3	<7.3	**148**	**19.8**	<7.3	**136**	**102**	**34.3**
92550144	AE2 12-14_20210716	NA	07/16/2021	**10.9**	<3.2	<3.2	**13.8**	<128	**586**	<128	<6.4	<6.4	<6.4	<6.4	<6.4	<12.8	<6.4	<6.4	<6.4	<6.4	**81.7**	**125**	<6.4	<6.4	<25.7	<64.2	**28.5**	**31.3**	<6.4	**7.5**	<6.4	<6.4	**1,750**	**68.2**	<6.4	**698**	**462**	**237**
92550144	AE2 32-34_20210716*	NA	07/16/2021	**5.0**	<3	<3	**6.0**	<119	**474**	<119	<6	<6	<6	<6	<6	<11.9	<6	<6	<6	<6	**322**	**71.9**	<6	<6	<23.9	<59.7	**215**	**27.4**	<6	**4.9J**	<6	<6	**1,020**	**49.9**	<6	**417**	**271**	**146**
92550144	AE3 0-2_20210716	NA	07/16/2021	**5.8**	**33.2**	**43**	**81.5**	<150	**32.7**	<150	<7.5	<7.5	<7.5	<7.5	<7.5	<15	<7.5	<7.5	<7.5	<7.5	<7.5	**52.4**	<7.5	**10.4**	<30	<75.1	<7.5	**22.7**	<7.5	<7.5	<7.5	<7.5	**277**	**84.2**	<7.5	**331**	**235**	**95.9**
92550144	AE3 14-16_20210716	NA	07/16/2021	**9.9**	**11.4**	<3.4	**22.3**	<140	**83.1**	**39.9J**	**3.7J**	<7	<7	<7	<7	<14	<7	<7	<7	<7	**26.3**	**38.4**	<7	<7	<28	<69.9	<7	**21.2**	<7	<7	<7	<7	**215**	**81.0**	<7	**274**	**160**	**115**
92550144	AE3 30-32_20210716*	NA	07/16/2021	<4.8	<4.8	<4.8	**11.5**	<137	<6.9	<137	<6.9	<6.9	<6.9	<6.9	<6.9	<13.7	<6.9	<6.9	<6.9	<6.9	<6.9	<6.9	<6.9	<6.9	<27.4	<68.5	<6.9	<6.9	<6.9	<6.9	<6.9	<6.9	**7.3**	<6.9	<13.7	<13.7	<6.9
92550144	AE4 0-2_20210716	NA	07/16/2021	<3.7	<3.7	<3.7	<3.7	<141	<7	<141	<7	<7	<7	<7	<7	<14.1	<7	<7	<7	<7	<7	<7	<7	<7	<28.1	<70.3	<7	<7	<7	<7	<7	<7	<7	<7	<14.1	<14.1	<7
92550144	AE4 16-18_20210716	NA	07/16/2021	<3.4	<3.4	<3.4	<3.4	<131	**53.4**	<131	<6.5	<6.5	<6.5	<6.5	<6.5	<13.1	<6.5	<6.5	<6.5	<6.5	**8.5**	**20.6**	<6.5	<6.5	<26.2	<65.5	<6.5	**8.4**	<6.5	<6.5	<6.5	<6.5	**201**	**27.5**	<6.5	**123**	**78.5**	**44.6**
92550144	AE4 28-30_20210716*	NA	07/16/2021	**4.0**	<3.5	<3.5	**5.5**	<135	**109**	<135	**3.8J**	<6.8	<6.8	<6.8	<6.8	<13.5	<6.8	<6.8	<6.8	<6.8	**76.1**	<6.8	<6.8	<6.8	<27.1	<67.7	<6.8	**19.8**	<6.8	<6.8	<6.8	<6.8	**756**	**74.4**	<6.8	**460**	**309**	**151**
92550103	AB00 30-32_20210714	NA	07/14/2021	<2.8	<2.8	<2.8	<2.8	<118	**19.5**	<118	<5.9	<5.9	<5.9	<5.9	<5.9	<11.8	<5.9	<5.9	<5.9	<5.9	**5.2J**	<5.9	<5.9	<5.9	<23.6	<58.9	<5.9	<5.9	<5.9	<5.9	<5.9	**61.0**	**8.8**	<5.9	**31.3**	**19.8**	**11.4**
92550103	AA00 36-38_20210714	NA	07/14/2021	**5.7**	<3.4	<3.4	**8.1**	<130	**97.5**	<130	<6.5	<6.5	<6.5	<6.5	<6.5	<13	<6.5	<6.5	<6.5	<6.5	**33.7**	**27.6**	<6.5	<6.5	<25.9	<64.9	<6.5	**31.4**	<6.5	<6.5	<6.5	<6.5	**280**	**44.2**	<6.5	**167**	**106**	**61.2**
92550103	AF1A 40-42_20210714*	NA	07/14/2021	**11,300**	**3,220**	**1,080**	**15,600**	<16,800	**37,500**	**23,500**	**10,700**	<838	<838	<838	<838	<1680	<838	<838	<838	<838	**3,010**	**161,000**	**12,500**	**10,700**	<3,350	**10,400**	<838	**28,400**	**47,100**	**7,450**	<838	<838	**528,000**	**238,000**	**62,600**	**908,000**	**648,000**	**260,000**
92550103	AF1B 44-46_20210714*	NA	07/14/2021	**29.7**	**6.9**	<3.1	**37.6**	**111J**	**1,470**	**488**	<6.5	<6.5	<6.5	<6.5	<6.5	<13	<6.5	<6.5	<6.5	<6.5	**566**	**282**	**5.2J**	<6.5	<26.1	<65.2	**426**	**62.9**	<6.5	**13.5**	<6.5	<6.5	**3,650**	**163**	<6.5	**1,580**	**1,060**	**519**
92550103	AF1C 44-46_20210714*	NA	07/14/2021	**49.6**	**26.8**	**9.1**	**85.5**	<121	**626**	**324**	<6.1	<6.1	<6.1	<6.1	<6.1	<12.1	<6.1	<6.1	<6.1	<6.1	**417**	**376**	**41.2**	**60.2**	<24.2	**37.4J**	**247**	**351**	**153**	**22.4**	<6.1	<6.1	**1,850**	**1,040**	**251**	**2,280**	**1,470**	**810**
92550103	AF1D 36-38_20210714*	NA	07/14/2021	**8,300**	**2,490**	**874**	**11,700**	<16,300	**22,000**	<16,300	**7,200**	<815	<815	<815	<815	<1630	<815	<815	<815	<815	**1,030**	**99,400**	**8,310**	**7,490**	<3,260	**6,660J**	<815	**22,700**	**31,800**	**4,520**	<815	<815	**343,000**	**175,000**	**51,100**	**558,000**	**395,000**	**162,000**
92550329	AEA1 0-2_20210717	NA	07/17/2021	<4.1	**11.0**	**12.9**	**27.4**	<174	<8.7	<174	<8.7	<8.7	<8.7	<8.7	<8.7	<17.4	<8.7	<8.7	<8.7	<8.7	<8.7	<8.7	<8.7	**140**	<34.8	<86.9	<8.7	<8.7	<8.7	<8.7	<8.7	**8.5J**	**11.7**	<8.7	<17.4	<17.4	<8.7
92550329	AEA1 16-18_20210717	NA	07/17/2021	<3.7	<3.7	<3.7	**6.3**	<145	**160**	<145	<7.2	<7.2	<7.2	<7.2	<7.2	<14.5	<7.2	<7.2	<7.2	<7.2	**45.4**	**92.6**	**4.9J**	<7.2	<28.9	<72.3	<7.2	**20.1**	<7.2	**5.5J**	<7.2	<7.2	**638**	**94.2**	<7.2	**546**	**367**	**179**
92550329	AEA1 32-34_20210717*	NA	07/17/2021	**22.9**	**4.6**	<3.5	**27.6**	<136	**978**	<136	<6.8	<6.8	<6.8	<6.8	<6.8	<13.6	<6.8	<6.8	<6.8	<6.8	**75.9**	**322**	**9**	<6.8	<27.2	<67.9	<6.8	**42.2**	<6.8	**18.5**	<6.8	<6.8	**3,360**	**164**	<6.8	**1,780**	**1,250**	**530**
92550103	AA00 36-38_20210714*	NA	07/14/2021	**5.7**	<3.4	<3.4	**8.1**	<130	**97.5**	<130	<6.5	<6.5	<6.5	<6.5	<6.5	<13	<6.5	<6.5	<6.5	<6.5	**33.7**	**27.6**	<6.5	<6.5	<25.9	<64.9	<6.5	**31.4**	<6.5	<6.5	<6.5	<6.5	**280**	**44.2**	<6.5	**167**	**106**	**61.2**
92550103	AB00 30-32_20210714*	NA	07/14/2021	<2.8	<2.8	<2.8	<2.8	<118	**19.5**	<118	<5.9	<5.9	<5.9	<5.9	<5.9	<11.8	<5.9	<5.9	<5.9	<5.9	**5.2J**	<5.9	<5.9	<5.9	<23.6	<58.9	<5.9	<5.9	<5.9	<5.9	<5.9	**61**	**8.8**	<5.9	**31.3**	**19.8**	**11.4**
92550103	AF1A 40-42_20210714*	NA	07/14/2021	**11,300**	**3,220**	**1,080**	**15,600**	<16,800	**37,500**	**23,500**	**10,700**	<838	<838	<838	<838	<1680	<838	<838	<838	<838	**3,010**	**161,000**	**12,500**	**10,700**	<3,350	**10,400**	<838	**28,400**	**47,100**	**7,450**	<838	<838	**528,000**	**238,000**	**62,600**	**908,000**	**648,000**	**260,000**
92550103	AF1B 44-46_20210714*	NA	07/14/2021	**29.7**	**6.9**	<3.1	**37.6**	**111J**	**1,470**	**488**	<6.5	<6.5	<6.5	<6.5	<6.5	<13	<6.5	<6.5	<6.5	<6.5	**566**	**282**	**5.2J**	<6.5	<26.1	<65.2	**426**	**62.9**	<6.5	**13.5**	<6.5	<6.5	**3,650**	**163**	<6.5	**1,580**	**1,060**	**519**
92550103	AF1C 44-46_20210714*	NA	07/14/2021	**49.6**	**26.8**	**9.1**	**85.5**	<121	**626**	**324**	<6.1	<6.1	<6.1	<6.1	<6.1	<12.1	<6.1	<6.1	<6.1	<6.1	**417**	**376**	**41.2**	**60.2**	<24.2	**37.4J**	**247**	**351**	**153**	**22.4**	<6.1	<6.1	**1,850**	**1,040**	**251**	**2,280**	**1,470**	**810**
92550103	AF1D 36-38_20210714*	NA	07/14/2021	**8,300**	**2,490**	**874**	**11,700**	<16,300	**22,000**	<16,300	**7,200**	<815	<815	<815	<815	<1630	<815	<815	<815	<815	**1,030**	**99,400**	**8,310**	**7,490**	<3,260	**6,660J**	<815	**22,700**	**31,800**	**4,520**	<815	<815	**343,000**	**175,000**	**51,100**	**558,000**	**395,000**	**162,000**
92551963	AE6 (0-2)_20210727	NA	07/27/2021	<3.7	<3.7	<3.7	<3.7	<120	<6	<120	<6	<6	<6	<6	<6	<12	<6	<6	<6	<6	<6	<6	<6	<6	<24.1	<60.2	<6	<6	<6	<6	<6	<6	<6	<6	<12	<12	<6
92551963	AE6 (18-20)_20210727	NA	07/27/2021	<3.5	<3.5	<3.5	<3.5	<124	**47.6**	<124	<6.2	<6.2	<6.2	<6.2	<6.2	<12.4	<6.2	<6.2	<6.2	<6.2	**5.9J**	**16.7**	<6.2	<6.2	<24.9	<62.2	<6.2	**9.1**	<6.2	<6.2	<6.2	<6.2	**134**	**25.9**	<6.2	**93.4**	**60.2**	**33.2**
92551963	AE6 (28-30)_20210727*	NA	07/27/2021	**5,840**	**1,900**	**763**	**8,510**	<3,480	**8,510**	<3,480

Table 2
Summary of Delineation Soil Sampling Results

Colonial Pipeline Company
2020-L1-SR2448
Huntersville, North Carolina

Lab Report	Sample ID	Well ID	Sample Date	MADEP VPH (mg/kg)				Volatile Organic Compounds (EPA 8260D) (µg/kg)																														
				Aliphatic (C05-C08)	Aliphatic (C09-C12)	Aromatic (C09-C10), Unadjusted	Total VPH	Acetone	Benzene	2-Butanone (MEK)	n-Butylbenzene	sec-Butylbenzene	tert-Butylbenzene	Chlorobenzene	Chloroform	Chloromethane	2-Chlorotoluene	4-Chlorotoluene	1,1-Dichloroethane	1,2-Dichloroethane	Diisopropyl ether	Ethylbenzene	Isopropylbenzene (Cumene)	p-Isopropyltoluene	Methylene Chloride	4-Methyl-2-pentanone (MIBK)	Methyl-tert-butyl ether	Naphthalene	n-Propylbenzene	Styrene	1,1,1,2-Tetrachloroethane	Tetrachloroethene	Toluene	1,2,4-Trimethylbenzene	1,3,5-Trimethylbenzene	Xylene (Total)	m&p-Xylene	o-Xylene
Soil-to-Water MSCCs				**68**	**540**	**31**	**NE**	**24,000**	**7.2**	**16,000**	**2,400**	**2,200**	**1,700**	**440**	**340**	**14**	**NE**	**280**	**30**	**1.9**	**320**	**8,000**	**1,300**	**120**	**23**	**420**	**85**	**200**	**1,400**	**900**	**4**	**5.0**	**5,400**	**6,600**	**6,600**	**6,000**	**NE**	**NE**
Residential MSCCs				**625**	**1,560**	**469**	**NE**	**14,000,000**	**12,000**	**9,380,000**	**782,000**	**1,560,000**	**1,560,000**	**312,000**	**21,000**	**51,000**	**NE**	**312,000**	**116,000**	**7,290**	**NE**	**60,300**	**1,560,000**	**1,560,000**	**93,800**	**1,250,000**	**156,000**	**5,500**	**1,560,000**	**3,120,000**	**25,200**	**93,800**	**1,250,000**	**156,000**	**156,000**	**3,120,000**	**NE**	**NE**
Industrial / Commercial MSCCs				**9,340**	**23,300**	**7,000**	**NE**	**210,000,000**	**59,400**	**140,000,000**	**11,600,000**	**23,300,000**	**23,300,000**	**4,670,000**	**105,000**	**251,000**	**NE**	**4,670,000**	**573,000**	**35,900**	**2,330,000**	**297,000**	**23,300,000**	**23,300,000**	**1,400,000**	**18,600,000**	**1,810,000**	**27,000**	**23,300,000**	**46,700,000**	**125,000**	**1,400,000**	**18,600,000**	**2,330,000**	**2,330,000**	**46,700,000**	**NE**	**NE**
92552232	AE5 (16-18)_20210728	NA	07/28/2021	<3.6	<3.6	<3.6	<3.6	<125	**14.4**	<125	<6.2	<6.2	<6.2	<6.2	<6.2	<12.5	<6.2	<6.2	<6.2	<6.2	<6.2	<6.2	<6.2	<6.2	<24.9	<62.3	<6.2	<6.2	<6.2	<6.2	<6.2	<6.2	**28.5**	**3.5J**	<6.2	<12.5	<12.5	**3.4J**
92552232	AE5 (24-26)_20210728*	NA	07/28/2021	**10,800**	**2,680**	**981**	**14,500**	<15,700	**34,800**	<15,700	**7,130**	<787	<787	<787	<787	<1570	<787	<787	<787	<787	**1,540**	**90,900**	**7,350**	<787	<3,150	<7,870	<787	**19,400**	**27,800**	**3,980**	<787	<787	**346,000**	**158,000**	**46,800**	**475,000**	**352,000**	**123,000**
92552232	AG5 (0-2)_20210728	NA	07/28/2021	<5.2	<5.2	<5.2	<5.2	<161	<8	<161	<8	<8	<8	<8	<8	<16.1	<8	<8	<8	<8	<8	<8	<8	<8	<32.1	<80.3	<8	<8	<8	<8	<8	<8	<8	<8	<16.1	<16.1	<8
92552232	AG5 (16-18)_20210728	NA	07/28/2021	<3.7	<3.7	<3.7	<3.7	<128	<6.4	<128	<6.4	<6.4	<6.4	<6.4	<6.4	<12.8	<6.4	<6.4	<6.4	<6.4	<6.4	<6.4	<6.4	<6.4	<25.5	<63.8	<6.4	<6.4	<6.4	<6.4	<6.4	<6.4	<6.4	<6.4	<12.8	<12.8	<6.4
92552232	AG5 (24-26)_20210728	NA	07/28/2021	**3.6**	<3.4	<3.4	**4.1**	<115	**111**	<115	<5.8	<5.8	<5.8	<5.8	<5.8	<11.5	<5.8	<5.8	<5.8	<5.8	<5.8	**29.2**	<5.8	<5.8	<23.1	<57.7	<5.8	**17.4**	<5.8	<5.8	<5.8	<5.8	**468**	**17.3**	<5.8	**153**	**96.3**	**56.4**
92552232	AG6 (0-2)_20210728	NA	07/28/2021	<3.8	<3.8	<3.8	<3.8	<132	<6.6	<132	<6.6	<6.6	<6.6	<6.6	<6.6	<13.2	<6.6	<6.6	<6.6	<6.6	<6.6	<6.6	<6.6	<6.6	<26.5	<66.2	<6.6	<6.6	<6.6	<6.6	<6.6	<6.6	<6.6	<6.6	<13.2	<13.2	<6.6
92552232	AG6 (16-18)_20210728	NA	07/28/2021	<3.6	<3.6	<3.6	<3.6	<120	**5.1J**	<120	<6	<6	<6	<6	<6	<12	<6	<6	<6	<6	<6	<6	<6	<6	<24	<59.9	<6	<6	**10.9**	<6	<6	<6	<6	<6	<12	<12	<6
92552232	AG6 (26-28)_20210728*	NA	07/28/2021	**153**	**35.7**	**15.6**	**204**	<140	**931**	**132J**	**84.5**	<7	<7	<7	<7	<14	<7	<7	<7	<7	**80.6**	**635**	**61.1**	**67.6**	<28.1	<70.2	<7	**333**	**238**	**29.9**	<7	<7	**3,650**	**1,490**	**442**	**3,380**	**2,460**	**929**
92552521	AG1 (0-2)_20210729	NA	07/29/2021	<4.2	<4.2	<4.2	<4.2	**632**	**11.6**	**4,070**	<9.4	<9.4	<9.4	<9.4	<9.4	<18.8	<9.4	<9.4	<9.4	<9.4	<9.4	**62.9**	**5.9J**	**93.2**	<37.6	<93.9	<9.4	**19.2**	<9.4	<9.4	<9.4	<9.4	**192**	**116**	<9.4	**342**	**251**	**91.7**
92552521	AG1 (1-16)_20210729	NA	07/29/2021	**151**	**48.2**	**17.8**	**217**	<430	**783**	<430	**602**	<21.5	<21.5	<21.5	<21.5	<43	<21.5	<21.5	<21.5	<21.5	<21.5	**5,640**	**553**	**510**	<86.1	<215	<21.5	**1,500**	**1,800**	**270**	<21.5	<21.5	**13,600**	**10,900**	**3,060**	**31,400**	**22,900**	**8,560**
92552521	AG1 (2-4)_20210729	NA	07/29/2021	<3.8	<3.8	<3.8	**5.8**	<149	<7.4	<149	<7.4	<7.4	<7.4	<7.4	<7.4	<14.9	<7.4	<7.4	<7.4	<7.4	<7.4	<7.4	<7.4	<7.4	<29.7	<74.3	<7.4	<7.4	<7.4	<7.4	<7.4	<7.4	<7.4	<7.4	<14.9	<14.9	<7.4
92552521	AG2 (0-2)_20210729	NA	07/29/2021	<3.7	**6.3**	**8.5**	**15.8**	<152	<7.6	**328**	<7.6	<7.6	<7.6	<7.6	<7.6	<15.2	<7.6	<7.6	<7.6	<7.6	<7.6	<7.6	<7.6	**266**	<30.4	<75.9	<7.6	<7.6	<7.6	<7.6	<7.6	<7.6	**4.3J**	<7.6	<7.6	<15.2	<15.2	<7.6
92552521	AG2 (10-12)_20210729	NA	07/29/2021	<4.0	<4.0	<4.0	<4.0	<156	**4.6J**	<156	<7.8	<7.8	<7.8	<7.8	<7.8	<15.6	<7.8	<7.8	<7.8	<7.8	<7.8	<7.8	<7.8	<7.8	<31.2	<77.9	<7.8	<7.8	<7.8	<7.8	<7.8	<7.8	**31.3**	<7.8	<7.8	**18.5**	**10.8J**	**7.7J**
92552521	AG2 (22-24)_20210729*	NA	07/29/2021	<3.8	<3.8	<3.8	**5.6**	<184	**16.3**	<184	<9.2	<9.2	<9.2	<9.2	<9.2	<18.4	<9.2	<9.2	<9.2	<9.2	<9.2	**24.2**	<9.2	<9.2	<36.8	<92	<9.2	<9.2	<9.2	<9.2	<9.2	<9.2	**108**	**39.8**	**11.8**	**124**	**89.4**	**35.0**
92552521	AG3 (0-2)_20210729	NA	07/29/2021	<3.6	<3.6	<3.6	<3.6	<156	<7.8	<156	<7.8	<7.8	<7.8	<7.8	<7.8	<15.6	<7.8	<7.8	<7.8	<7.8	<7.8	<7.8	<7.8	**51.9**	<31.2	<77.9	<7.8	<7.8	<7.8	<7.8	<7.8	<7.8	**5.2J**	<7.8	<7.8	<15.6	<15.6	<7.8
92552521	AG3 (22-24)_20210729*	NA	07/29/2021	**11,000**	**3,450**	**1,240**	**15,700**	<6,900	**17,900**	<6,900	**9,510**	<345	<345	<345	<345	<690	<345	<345	<345	<345	**628**	**107,000**	**9,610**	**8,730**	<1,380	**4,750**	<345	**20,800**	**34,400**	**4,850**	<345	<345	**276,000**	**190,000**	**56,300**	**579,000**	**425,000**	**154,000**
92552521	AG3 (6-8)_20210729	NA	07/29/2021	<3.9	**5.5**	**6.5**	**13.3**	<157	<7.9	<157	<7.9	<7.9	<7.9	<7.9	<7.9	<15.7	<7.9	<7.9	<7.9	<7.9	<7.9	<7.9	<7.9	<7.9	<31.4	<78.6	<7.9	<7.9	<7.9	<7.9	<7.9	<7.9	<7.9	<7.9	<15.7	<15.7	<7.9
92552521	AGA1 (0-2)_20210729	NA	07/29/2021	<4	<4	<4	<4.0	<162	<8.1	<162	<8.1	<8.1	<8.1	<8.1	<8.1	<16.2	<8.1	<8.1	<8.1	<8.1	<8.1	<8.1	<8.1	**72.8**	<32.4	<80.9	<8.1	<8.1	<8.1	<8.1	<8.1	<8.1	<8.1	<8.1	<16.2	<16.2	<8.1
92552521	AGA1 (16-18)_20210729	NA	07/29/2021	<3.6	<3.6	<3.6	<3.6	<140	<7	<140	<7	<7	<7	<7	<7	<14	<7	<7	<7	<7	<7	<7	<7	<7	<28	<70	<7	<7	<7	<7	<7	<7	<7	<7	<7	<14	<14	<7
92552521	AGA1 (2-4)_20210729	NA	07/29/2021	<3.4	<3.4	<3.4	<3.4	<153	<7.6	<153	<7.6	<7.6	<7.6	<7.6	<7.6	<15.3	<7.6	<7.6	<7.6	<7.6	<7.6	<7.6	<7.6	<7.6	<30.5	<76.3	<7.6	<7.6	<7.6	<7.6	<7.6	<7.6	<7.6	<7.6	<15.3	<15.3	<7.6
92552651	AC 001 (0-2)_20210730	NA	07/30/2021	<3.1	<3.1	<3.1	<3.1	<120	<6	<120	<6	<6	<6	<6	<6	<12	<6	<6	<6	<6	<6	<6	<6	<6	<24	<60.1	<6	<6	<6	<6	<6	<6	<6	<6	<12	<12	<6
92552651	AC 001 (32-34)_20210730*	NA	07/30/2021	<3.1	<3.1	<3.1	<3.1	<117	<5.8	<117	<5.8	<5.8	<5.8	<5.8	<5.8	<11.7	<5.8	<5.8	<5.8	<5.8	<5.8	<5.8	<5.8	<5.8	<23.3	<58.3	<5.8	<5.8	<5.8	<5.8	<5.8	<5.8	<5.8	<5.8	<11.7	<11.7	<5.8
92552651	AC 001 (8-10)_20210730	NA	07/30/2021	<3.3	<3.3	<3.3	<3.3	<127	<6.3	<127	<6.3	<6.3	<6.3	<6.3	<6.3	<12.7	<6.3	<6.3	<6.3	<6.3	<6.3	<6.3	<6.3	<6.3	<25.4	<63.4	<6.3	<6.3	<6.3	<6.3	<6.3	<6.3	<6.3	<6.3	<12.7	<12.7	<6.3
92552651	AC0 A00 (0-2)_20210730	NA	07/30/2021	<4.1	<4.1	<4.1	<4.1	<167	<8.4	**996**	<8.4	<8.4	<8.4	<8.4	<8.4	<16.7	<8.4	<8.4	<8.4	<8.4	<8.4	<8.4	<8.4	<8.4	<33.4	<83.6	<8.4	<8.4	<8.4	<8.4	<8.4	<8.4	<8.4	<8.4	<16.7	<16.7	<8.4
92552651	AC0 A00 (10-12)_20210730	NA	07/30/2021	<3.3	<3.3	<3.3	<3.3	<134	<6.7	<134	<6.7	<6.7	<6.7	<6.7	<6.7	<13.4	<6.7	<6.7	<6.7	<6.7	<6.7	<6.7	<6.7	<6.7	<26.9	<67.1	<6.7	<6.7	<6.7	<6.7	<6.7	<6.7	<6.7	<6.7	<13.4	<13.4	<6.7
92552651	AC0 A00 (32-34)_20210730*	NA	07/30/2021	<2.7	<2.7	<2.7	<2.7	<108	<5.4	<108	<5.4	<5.4	<5.4	<5.4	<5.4	<10.8	<5.4	<5.4	<5.4	<5.4	<5.4	<5.4	<5.4	<5.4	<21.6	<54.1	<5.4	<5.4	<5.4	<5.4	<5.4	<5.4	<5.4	<5.4	<10.8	<10.8	<5.4
Soil Delineation Samples (Area B)																																						
92541434	A5 (4-6')	NA	05/27/2021	<4.3	<4.3	<4.3	<4.3	<187	<9.3	<187	<9.3	<9.3	<9.3	<9.3	<9.3	<18.7	<9.3	<9.3	<9.3	<9.3	<9.3	<9.3	<9.3	<9.3	<37.4	<93.4	**17.4**	<9.3	<9.3	<9.3	<9.3	<9.3	<9.3	<9.3	<18.7	<18.7	<9.3
92542469	A5 (7-9')_20210603	NA	06/03/2021	<3.8	<3.8	<3.8	<3.8	<141	<7.1	<141	<7.1	<7.1	<7.1	<7.1	<7.1	<14.1	<7.1	<7.1	<7.1	<7.1	<7.1	<7.1	<7.1	<7.1	<28.3	<70.7	<7.1	<7.1	<7.1	<7.1	<7.1	<7.1	**4.7J**	<7.1	<14.1	<14.1	<7.1
92541434	A6 (4-6')	NA	05/27/2021	<3.3	<3.3	<3.3	<3.3	<147	<7.4	<147	<7.4	<7.4	<7.4	<7.4	<7.4	<14.7	<7.4	<7.4	<7.4	<7.4	<7.4	<7.4	<7.4	<7.4	<29.5	<73.7	**10.6**	<7.4	<7.4	<7.4	<7.4	<7.4	<7.4	<7.4	<14.7	<14.7	<7.4
92542469	A6 (8-10')_20210603	NA	06/03/2021	<4.9	<4.9	<4.9	<4.9	<131	<6.5	<131	<6.5	<6.5	<6.5	<6.5	<6.5	<13.1	<6.5	<6.5	<6.5	<6.5	<6.5	<6.5	<6.5	<6.5	<26.1	<65.3	<6.5	<6.5	<6.5	<6.5	<6.5	<6.5	**5.1J**	<6.5	<13.1	<13.1	<6.5
92541434	A7 (8-10')	NA	05/27/2021	<4.1	<4.1	<4.1	<4.1	<172	<8.6	<172	<8.6	<8.6	<8.6	<8.6	<8.6	<17.2	<8.6	<8.6	<8.6	<8.6	<8.6	<8.6	<8.6	<8.6	<34.3	<85.8	**18.0**	<8.6	<8.6	<8.6	<8.6	<8.6	<8.6	<8.6	<17.2	<17.2	<8.6
92541039	A8(8'-10')	NA	05/26/2021	<3.5	<3.5	<3.5	<3.5	<157	<7.8	<157	<7.8	<7.8	<7.8	<7.8	<7.8	<15.7	<7.8	<7.8	<7.8	<7.8	<7.8	<7.8	<7.8	<7.8	<31.3	<78.3	<7.8	<7.8	<7.8	<7.8	<7.8	<7.8	<7.8	<7.8	<15.7	<15.7	<7.8
92541039	A9(10'-12')	NA	05/26/2021	<4	<4	<4	<4	<164	<8.2	<164	<8.2	<8.2	<8.2	<8.2	<8.2	<16.4	<8.2	<8.2	<8.2	<8.2	<8.2	<8.2	<8.2	<8.2	<32.8	<81.9	<8.2	<8.2	<8.2	<8.2	<8.2	<8.2	<8.2	<8.2	<16.4	<16.4	<8.2
92541039	A10(16'-18')	NA	05/26/2021	<4	<4	<4	<4	<171	<8.5	<171	<8.5	<8.5	<8.5	<8.5	<8.5	<17.1	<8.5	<8.5	<8.5	<8.5	<8.5	<8.5	<8.5	<8.5	<34.2	<85.5	<8.5	<8.5	<8.5	<8.5	<8.5	<8.5	<8.5	<8.5	<17.1	<17.1	<8.5
92541039	A11(14'-16')	NA	05/25/2021	<4	<4	<4	<4	<152	<7.6	<152	<7.6	<7.6	<7.6	<7.6	<7.6	<15.2	<7.6	<7.6	<7.6	<7.6	<7.6	<7.6	<7.6	<7.6	<30.4	<76	<7.6	<7.6	<7.6	<7.6	<7.6	<7.6	<7.6	<7.6	<15.2	<15.2	<7.6
92541039	A12(20'22')	NA	05/25/2021	<3.5	<3.5	<3.5	<3.5	<147	<7.3	<147	<7.3	<7.3	<7.3	<7.3	<7.3	<14.7	<7.3	<7.3	<7.3	<7.3	<7.3	<7.3	<7.3	<7.3	<29.3	<73.3	<7.3	<7.3	<7.3	<7.3	<7.3	<7.3	<7.3	<7.3	<14.7	<14.7	<7.3
92541434	B3 (12-14')	NA	05/27/2021	<4.4	<4.4	<4.4	<4.4	<215	<10.8	<215	<10.8	<10.8	<10.8	<10.8	<10.8	<21.5	<10.8	<10.8	<10.8	<10.8	<10.8	<10.8	<10.8	<10.8	<43.1	<108	**18.7**	<10.8	<10.8	<10.8	<10.8	<10.8	<10.8	<10.8	<21.5	<21.5	<10.8
92541434	B4 (8-10')	NA	05/27/2021	<4.2	<4.2	<4.2	<4.2	<189	<9.5	<189	<9.5	<9.5	<9.5	<9.5	<9.5	<18.9	<9.5	<9.5	<9.5	<9.5	<9.5	<9.5	<9.5	<9.5	<37.8	<94.5	**20.4**	<9.5	<9.5	<9.5	<9.5	<9.5	<9.5	<9.5	<18.9	<18.9	<9.5
92541039	B13A(28'30')	NA	05/25/2021	<3.2	<3.2	<3.2	<3.2	<122	<6.1	<122	<6.1	<6.1	<6.1	<6.1	<6.1	<12.2	<6.1	<6.1	<6.1	<6.1	<6.1	<6.1	<6.1	<6.1	<24.4	<61	<6.1	<6.1	<6.1	<6.1	<6.1	<6.1	<6.1	<6.1	<12.2	<12.2	<6.1
92540644	BA13B(8'-10')	NA	05/24/2021	<3.1	<3.1	<3.1	<3.1	<126	<6.3	<126	<6.3	<6.3	<6.3	<6.3	<6.3	<12.6	<6.3	<6.3	<6.3	<6.3	<6.3	<6.3	<6.3	<6.3	<25.2	<63.1	<6.3	<6.3	<6.3	<6.3	<6.3	<6.3	**4.2J**	<6.3	<6.3	<12.6	<12.6	<6.3
92540644	BA13B(28'-30')	NA	05/24/2021	<6.2	<6.2	<6.2	<6.2	<246	<12.3	<246	<12.3	<12.3	<12.3	<12.3	<12.3	<24.6	<12.3	<12.3	<12.3	<12.3	<12.3	<12.3	<12.3	**70**	<49.1	<123	<12.3	<12.3	<12.3	<12.3	<12.3	<12.3	**24.4**	<12.3	<12.3	<24.6	<24.6	<12.3
92541434	C3 (10-12')	NA	05/27/2021	<3.9	<3.9	<3.9	<3.9	<202	<10.1	<202	<10.1	<10.1	<10.1	<10.1	<10.1	<20.2	<10.1	<10.1	<10.1	<10.1	<10.1	<10.1	<10.1	<10.1	<40.3	<101	**13.9**	<10.1	<10.1	<10.1	<10.1	<10.1	<10.1	<10.1	<20.2	<20.2	<10.1
92540644	CH (22'-24')	NA	05/24/2021	<3.3	<3.3	<3.3	<3.3	<139	<7	<139	<7	<7	<7	<7	<7	<13.9	<7	<7	<7	<7	<7	<7	<7	<7	<27.9	<69.7	<7	<7	<7	<7	<7	<7	<7	<7	<13.9	<13.9	<7
92540644	DI5 (22'-24')	NA	05/24/2021	<3.5	<3.5	<3.5	<3.5	<149	<7.4	<149	<7.4	<7.4	<7.4	<7.4	<7.4	<14.9	<7.4	<7.4	<7.4	<7.4	<7.4	<7.4	<7.4	<7.4	<29.7	<74.3	<7.4	<7.4	<7.4	<7.4	<7.4	<7.4	**4.5J**	<7.4	<7.4	<14.9	<14.9	<7.4
92541461	D2 (12-14')	NA	05/28/2021	<3.5	**4.3**	<3.5	**7.6**	<171	<8.6	<171	<8.6	<8.6	<8.6	<8.6	<8.6	<17.1	<8.6	<8.6	<8.6	<8.6	<8.6	<8.6	<8.6	<8.6	<34.2	<85.6	<8.6	<8.6	<8.6	<8.6	<8.6	<8.6	<8.6	<8.6	<17.1	<17.1	<8.6
92541461	E1 (14-16')	NA	05/28/2021	<4	<4	<4	<4	<166	<8.3	<166	<8.3	<8.3	<8.3	<8.3	<8.3	<16.6	<8.3	<8.3	<8.3	<8.3	<8.3	<8.3	<8.3	<8.3	<33.2	<83	**9.6**	<8.3	<8.3	<8.3	<8.3	<8.3	<8.3	<8.3	<16.6	<16.6	<8.3
92542348	E16 (36-37)_20210602	NA	06/02/2021	<4.4	<4.4	<4.4	<4.4	<136	<6.8	<136	<6.8	<6.8	<6.8	<6.8	<6.8	<13.6	<6.8	<6.8	<6.8	<6.8	<6.8	<6.8	<6.8	<6.8	<27.1	<67.8	<6.8	<6.8	<6.8	<6.8	<6.8	<6.8	**6.3J**	<6.8	<6.8	<13.6	<13.6	<6.8
92541461	F1 (16-18')	NA	05/28/2021	<3.3	<3.3	<3.3	<3.3	<138	<6.9	<138	<6.9	<6.9	<6.9	<6.9	<6.9	<13.8	<6.9	<6.9	<6.9	<6.9	<6.9	<6.9	<6.9	<6.9	<27.6	<68.9	<6.9	<6.9	<6.9	<6.9	<6.9	<6.9	<6.9	<6.9	<13.8	<13.8	<6.9
92542469	F16 (36-37')_20210603	NA	06/03/2021	<3.3	<3.3	<3.3	<3.3	<144	<7.2	<144	<7.2	<7.2	<7.2	<7.2	<7.2	<14.4	<7.2	<7.2	<7.2	<7.2	<7.2	<7.2	<7.2	<7.2	<28.7	<71.8	<7.2	<7.2	<7.2	<7.2	<7.2	<7.2	**4.4J**	<7.2	<7.2	<14.4	<14.4	<7.2
92541461	G1 (16-18')	NA	05/28/2021	<3.5	<3.5	<3.5	<3.5	<149	<7.5	<149	<7.5	<7.5	<7.5	<7.5	<7.5	<14.9	<7.5	<7.5	<7.5	<7.5	<7.5	<7.5	<7.5	<7.5	<29.8	<74.6	<7.5	<7.5	<7.5	<7.5	<7.5	<7.5	<7.5	<7.5	<14.9	<14.9	<7.5
92541693	G16 (32'-34')	NA	06/01/2021	<3.4	<3.4	<3.4	<3.4	<151	<7.5	<151	<7.5	<7.5	<7.5	<7.5	<7.5	<15.1	<7.5	<7.5	<7.5	<7.5	<7.5	<7.5	<7.5	<7.5	<30.1	<75.3	<7.5	<7.5	<7.5	<7.5	<7.5	<7.5	<7.5	<7.5	<15.1	<15.1	<7.5
92541693	G16(28'-30')	NA	06/01/2021	<4.6	<4.6	<4.6	<4.6	<151	<7.6	<151	<7.6	<7.6	<7.6	<7.6	<7.6	<15.1	<7.6	<7.6	<7.6	<7.6	<7.6	<7.6	<7.6	<7.6	<30.2	<75.6	<7.6	<7.6	<7.6	<7.6	<7.6	<7.6	<7.6	<7.6	<15.1	<15.1	<7.6
92541461	H1 (16-18')	NA	05/28/2021	<4	<4	<4	<4	<149	<7.4	<149	<7.4	<7.4	<7.4	<7.4	<7.4	<14.9	<7.4	<7.4	<7.4	<7.4	<7.4	<7.4	<7.4	<7.4	<29.8	<74.4	<7.4	<7.4	<7.4	<7.4	<7.4	<7.4	<7.4	<7.4	<14.9	<14.9	<7.4
92541693	H16 (36'-38')	NA	06/01/2021	<3.2	<3.2	<3.2	<3.2	<129	<6.5	<129	<6.5	<6.5	<6.5	<6.5	<6.5	<12.9	<6.5	<6.5	<6.5	<6.5	<6.5	<6.5	<6.5	<6.5	<25.8	<64.6	<6.5	<6.5	<6.5	<6.5	<6.5	<6.5	**4.1**	<6.5	<6.5	<12.9	<12.9	<6.5
92541461	I1 (22-24')	NA	05/28/2021	<3.4	<3.4	<3.4	<3.4	<139	**11.7**	<139	<7	<7	<7	<7	<7	<13.9	<7	<7	<7	<7	<7	**3.6J**	<7	<7	<27.8	<69.6	<7	<7	<7	<7	<7	<7	**33.6**	<7	<7	**19.5**	**13.4J**	**6.1J**
92545117	IA1 14-16_20210617	NA	06/17/2021	**4**	**5**	<3.9	**10**	<149	<7.5	<149	<7.5	<7.5	<7.5	<7.5	<7.5	<14.9	<7.5	<7.5	<7.5	<7.5	<7.5	**5.6J**	<7.5	<7.5	<29.8	<74.5	<7.5	<7.5	<7.5	<7.5	<7.5	<7.5	**24.2**	<7.5	<7.5	**12.9J**	**12.9J**	<7.5
92541693	I16 (38'-39')	NA	06/01/2021	<3.8	<3.8	<3.8	<3.8	<146	<7.3	<146	<7.3	<7.3	<7.3	<7.3	<7.3	<14.6	<7.3	<7.3	<7.3	<7.3	<7.3	<7.3	<7.3	<7.3	<29.2	<72.9	<7.3	<7.3	<7.3	<7.3	<7.3	<7.3	<7.3	<7.3	<14.6	<14.6	<7.3
92541659	J1 14-16	NA	05/29/2021	<2.8	<2.8	<2.8	<2.8	<121	<6	<121	<6	<6	<6	<6	<6	<12.1	<6	<6	<6	<6	<6	<6	<6	<6	<24.1	<60.3	<6	**5.6J**	<6	<6	<6	<6	**4.9J**	<6	<6	**5.8J**	**5.8J**	<6
92541659	J1 22-24	NA	05/29/2021	<3	<3	<3	<3	<120	**4.1J**	<120	<6	<6	<6	<6	<6	<12	<6	<6	<6	<6	<6	**5.1J**	<6	<6	<24	<60	<6	**4.0J**	<6	<6	<6	<6	**10.4**	<6	<6	**11.5J**	**7.7J**	**3.8J**
92541693	J16 (38'-40')	NA	06/01/2021	<4.2	<4.2	<4.2	<4.2	<129	<6.4	<129	<6.4	<6.4	<6.4	<6.4	<6.4	<12.9	<6.4	<6.4	<6.4	<6.4	<6.4	<6.4	<6.4	<6.4	<25.8	<64.5	<6.4	<6.4	<6.4	<6.4	<6.4	<6.4	**3.4**	<6.4	<6.4	<12.9	<12.9	<6.4
92541659	K2 22-24	NA	05/29/2021	<3.2	<3.2	<3.2	<3.2	<134	**4.5J**	<134	<6.7	<6.7	<6.7	<6.7	<6.7	<13.4	<6.7	<6.7	<6.7	<6.7	<6.7	<6.7	<6.7	<6.7	<26.8	<67.1	<6.7	<6.7	<6.7	<6.7	<6.7	<6.7	**21.9**	<6.7	<6.7	<13.4	<13.4	<6.7
92541681	K16 (42'-44')_20210531	NA	05/31/2021	<3	<3	<3	<3	<125	<6.3	<125	<6.3	<6.3	<6.3	<6.3	<6.3	<12.5	<6.3	<6.3	<6.3	<6.3	<6.3	<6.3	<6.3	<6.3	<25	<62.5	<6.3	<6.3	<6.3	<6.3	<6.3	<6.3	**7.4**	<6.3	<6.3	<12.5	<12.5	<6.3
92541659	L3 18-20	NA	05/29/2021	<3.5	<3.5	<3.5	<3.5	<135	<6.8	<135	<6.8	<6.8	<6.8	<6.8	<6.8	<13.5	<6.8	<6.8	<6.8	<6.8	<6.8	<6.8	<6.8	<6.8	<27	<67.6	<6.8	<6.8	<6.8	<6.8	<6.8	<6.8	**7.4**	<6.8	<6.8	<13.5	<13.5	<6.8
92541681	L15 (42'-44')_20210531	NA	05/31/2021	<2.7	<2.7	<2.7	<2.7	<112	<5.6	<112	<5.6	<5.6	<5.6	<5.6	<5.6	<11.2	<5.6	<5.6	<5.6	<5.6	<5.6	<5.6	<5.6	<5.6	<22.4	<56.1	<5.6	<5.6	<5.6	<5.6	<5.6	<5.6	**5.1J**	<5.6	<5.6	<11.2	<11.2	<5.6
92541659	M3 22-24	NA	05/29/2021	<3	<3	<3	<3	<117	<5.9	<117	<5.9	<5.9	<5.9	<5.9	<5.9	<11.7	<5.9	<5.9	<5.9	<5.9	<5.9	<5.9	<5.9	<5.

Table 2
Summary of Delineation Soil Sampling Results

Colonial Pipeline Company
2020-L1-SR2448
Huntersville, North Carolina

Lab Report	Sample ID	Well ID	Sample Date	MADEP VPH (mg/kg)				Volatile Organic Compounds (EPA 8260D) (µg/kg)																													
				Aliphatic (C05-C08)	Aliphatic (C09-C12)	Aromatic (C09-C10), Unadjusted	Total VPH	Acetone	Benzene	2-Butanone (MEK)	n-Butylbenzene	sec-Butylbenzene	tert-Butylbenzene	Chlorobenzene	Chloroform	Chloromethane	2-Chlorotoluene	4-Chlorotoluene	1,1-Dichloroethane	1,2-Dichloroethane	Diisopropyl ether	Ethylbenzene	Isopropylbenzene (Cumene)	p-Isopropyltoluene	Methylene Chloride	4-Methyl-2-pentanone (MIBK)	Methyl-tert-butyl ether	Naphthalene	n-Propylbenzene	Styrene	1,1,1,2-Tetrachloroethane	Tetrachloroethene	Toluene	1,2,4-Trimethylbenzene	1,3,5-Trimethylbenzene	Xylene (Total)	m&p-Xylene	o-Xylene
Soil-to-Water MSCCs				**68**	**540**	**31**	**NE**	**24,000**	**7.2**	**16,000**	**2,400**	**2,200**	**1,700**	**440**	**340**	**14**	**NE**	**280**	**30**	**1.9**	**320**	**8,000**	**1,300**	**120**	**23**	**420**	**85**	**200**	**1,400**	**900**	**4**	**5.0**	**5,400**	**6,600**	**6,600**	**6,000**	**NE**	**NE**
Residential MSCCs				**625**	**1,560**	**469**	**NE**	**14,000,000**	**12,000**	**9,380,000**	**782,000**	**1,560,000**	**1,560,000**	**312,000**	**21,000**	**51,000**	**NE**	**312,000**	**116,000**	**7,290**	**NE**	**60,300**	**1,560,000**	**1,560,000**	**93,800**	**1,250,000**	**156,000**	**5,500**	**1,560,000**	**3,120,000**	**25,200**	**93,800**	**1,250,000**	**156,000**	**156,000**	**3,120,000**	**NE**	**NE**
Industrial / Commercial MSCCs				**9,340**	**23,300**	**7,000**	**NE**	**210,000,000**	**59,400**	**140,000,000**	**11,600,000**	**23,300,000**	**23,300,000**	**4,670,000**	**105,000**	**251,000**	**NE**	**4,670,000**	**573,000**	**35,900**	**2,330,000**	**297,000**	**23,300,000**	**23,300,000**	**1,400,000**	**18,600,000**	**1,810,000**	**27,000**	**23,300,000**	**46,700,000**	**125,000**	**1,400,000**	**18,600,000**	**2,330,000**	**2,330,000**	**46,700,000**	**NE**	**NE**
92542647	Q11 (34-35')_20210604	NA	06/04/2021	<3.9	<3.9	<3.9	<3.9	<133	<6.7	<133	<6.7	<6.7	<6.7	<6.7	<6.7	<13.3	<6.7	<6.7	<6.7	<6.7	<6.7	<6.7	<6.7	<6.7	<26.6	<66.5	<6.7	<6.7	<6.7	<6.7	<6.7	<6.7	**6.5J**	<6.7	<6.7	<13.3	<13.3	<6.7
92542647	Q5 (18-20')_20210604	NA	06/04/2021	<4.2	<4.2	<4.2	<4.2	<177	<8.8	<177	<8.8	<8.8	<8.8	<8.8	<8.8	<17.7	<8.8	<8.8	<8.8	<8.8	<8.8	<8.8	<8.8	<8.8	<35.4	<88.4	<8.8	<8.8	<8.8	<8.8	<8.8	<8.8	**13.6**	<8.8	<8.8	<17.7	<17.7	<8.8
92542469	R5 (18-20')_20210603	NA	06/03/2021	<4.5	<4.5	<4.5	<4.5	<187	<9.4	<187	<9.4	<9.4	<9.4	<9.4	<9.4	<18.7	<9.4	<9.4	<9.4	<9.4	<9.4	<9.4	<9.4	<9.4	<37.4	<93.6	<9.4	<9.4	<9.4	<9.4	<9.4	<9.4	**9.3J**	<9.4	<9.4	<18.7	<18.7	<9.4
92542469	R6 (16-18')_20210603	NA	06/03/2021	<4.7	<4.7	<4.7	<4.7	<188	<9.4	<188	<9.4	<9.4	<9.4	<9.4	<9.4	<18.8	<9.4	<9.4	<9.4	<9.4	<9.4	<9.4	<9.4	<9.4	<37.6	<93.9	<9.4	<9.4	<9.4	<9.4	<9.4	<9.4	**29.2**	<9.4	<9.4	**20.9**	**15.9J**	**5.0J**
92542469	R7 (18-20')_20210603	NA	06/03/2021	<4	<4	<4	<4	<162	**105**	<162	<8.1	<8.1	<8.1	<8.1	<8.1	<16.2	<8.1	<8.1	<8.1	<8.1	<8.1	<8.1	<8.1	<8.1	<32.5	<81.2	<8.1	**10.5**	<8.1	<8.1	<8.1	<8.1	**194**	**12.1**	**9.8**	**105**	**71.4**	**33.3**
92542647	R8 (18-20')_20210604	NA	06/04/2021	<5.1	<5.1	<5.1	<5.1	<206	<10.3	<206	<10.3	<10.3	<10.3	<10.3	<10.3	<20.6	<10.3	<10.3	<10.3	<10.3	<10.3	<10.3	<10.3	<10.3	<41.2	<103	<10.3	<10.3	<10.3	<10.3	<10.3	<10.3	**11.7**	<10.3	<10.3	<20.6	<20.6	<10.3
92542469	R9 (32-33')_20210603	NA	06/03/2021	<3.7	<3.7	<3.7	<3.7	<143	<7.2	<143	<7.2	<7.2	<7.2	<7.2	<7.2	<14.3	<7.2	<7.2	<7.2	<7.2	<7.2	<7.2	<7.2	<7.2	<28.6	<71.5	<7.2	**5.4J**	<7.2	<7.2	<7.2	<7.2	**6.9J**	<7.2	<7.2	**7.9J**	**7.9J**	<7.2
92542647	R10 (24-26')_20210604	NA	06/04/2021	<3.8	<3.8	<3.8	<3.8	<158	<7.9	<158	<7.9	<7.9	<7.9	<7.9	<7.9	<15.8	<7.9	<7.9	<7.9	<7.9	<7.9	<7.9	<7.9	<7.9	<31.6	<79	<7.9	<7.9	<7.9	<7.9	<7.9	<7.9	**7.6J**	<7.9	<7.9	<15.8	<15.8	<7.9
92542647	R10 (28-30')_20210604	NA	06/04/2021	<3.5	<3.5	<3.5	<3.5	<143	<7.2	<143	<7.2	<7.2	<7.2	<7.2	<7.2	<14.3	<7.2	<7.2	<7.2	<7.2	<7.2	<7.2	<7.2	<7.2	<28.6	<71.6	<7.2	<7.2	<7.2	<7.2	<7.2	<7.2	**6.7J**	<7.2	<7.2	<14.3	<14.3	<7.2
92545117	S7 20-22_20210617	NA	06/17/2021	**10.2**	<4.2	<4.2	**14.9**	<157	**193**	<157	<7.9	<7.9	<7.9	<7.9	<7.9	<15.7	<7.9	<7.9	<7.9	<7.9	**21.7**	**46.6**	<7.9	<7.9	<31.4	<78.6	<7.9	**78.2**	<7.9	<7.9	<7.9	<7.9	**534**	**54.6**	<7.9	**263**	**169**	**94.5**
92550329	T6 0-2_20210717	NA	07/17/2021	<4.9	<4.9	<4.9	<4.9	<169	<8.5	<169	<8.5	<8.5	<8.5	<8.5	<8.5	<16.9	<8.5	<8.5	<8.5	<8.5	<8.5	<8.5	<8.5	<8.5	<33.8	<84.6	<8.5	<8.5	<8.5	<8.5	<8.5	<8.5	**6.3J**	<8.5	<8.5	<16.9	<16.9	<8.5
92550329	T6 22-24_20210717	NA	07/17/2021	<3.8	<3.8	<3.8	<3.8	<155	<7.7	<155	<7.7	<7.7	<7.7	<7.7	<7.7	<15.5	<7.7	<7.7	<7.7	<7.7	<7.7	<7.7	<7.7	<7.7	<31	<77.5	<7.7	<7.7	<7.7	<7.7	<7.7	<7.7	**5.8J**	<7.7	<7.7	<15.5	<15.5	<7.7
92550329	T8 0-2_20210717	NA	07/17/2021	<3.1	<3.1	<3.1	<3.1	<120	<6	<120	<6	<6	<6	<6	<6	<12	<6	<6	<6	<6	<6	<6	<6	<6	<24.1	<60.2	<6	<6	<6	<6	<6	<6	**3.2J**	<6	<6	<12	<12	<6
92550329	T8 4-6_20210717	NA	07/17/2021	**4.0**	<3.6	<3.6	**4.2**	<145	<7.3	<145	<7.3	<7.3	<7.3	<7.3	<7.3	<14.5	<7.3	<7.3	<7.3	<7.3	<7.3	<7.3	<7.3	<7.3	<29.1	<72.6	<7.3	<7.3	<7.3	<7.3	<7.3	<7.3	**4.0J**	<7.3	<7.3	<14.5	<14.5	<7.3
92550329	T8 32-34_20210717 *	NA	07/17/2021	**135**	**36.9**	**16.4**	**188**	<325	**2,230**	<325	**279**	<16.2	<16.2	<16.2	<16.2	<32.5	<16.2	<16.2	<16.2	<16.2	**222**	**2,360**	**219**	**233**	<64.9	<162	**70.4**	**926**	**794**	**114**	<16.2	<16.2	**10,200**	**4,980**	**1,420**	**13,100**	**9,490**	**3,630**
Quality Control Data																																						
92492881	TB-1	Trip Blank	08/27/2020	NA	NA	NA	NA	<25	<1	<5	NA	NA	NA	<1	<5	<1	<1	<1	<1	<1	<1	<1	<1	NA	<1	<5	<5	<1	<1	NA	<1	<1	<1	<1	NA	NA	<1	<2	<1
92493060	TB-1	Trip Blank	08/28/2020	NA	NA	NA	NA	<25	<1	<5	NA	NA	NA	<1	<5	<1	<1	<1	<1	<1	<1	<1	<1	NA	<1	<5	<5	<1	<1	NA	<1	<1	<1	<1	NA	NA	<1	<2	<1
92493075	TB-1	Trip Blank	08/28/2020	NA	NA	NA	NA	<25	<1	<5	NA	NA	NA	<1	<5	<1	<1	<1	<1	<1	<1	<1	<1	NA	<1	<5	<5	<1	<1	NA	<1	<1	<1	<1	NA	NA	<1	<2	<1
92493224	TB-1	Trip Blank	08/31/2020	NA	NA	NA	NA	<25	<1	<5	NA	NA	NA	<1	<5	<1	<1	<1	<1	<1	<1	<1	<1	NA	<1	<5	<5	<1	<1	NA	<1	<1	<1	<1	NA	NA	<1	<2	<1
92493403	TB-1	Trip Blank	08/31/2020	NA	NA	NA	NA	<25	<1	<5	NA	NA	NA	<1	<5	<1	<1	<1	<1	<1	<1	<1	<1	NA	<1	<5	<5	<1	<1	NA	<1	<1	<1	<1	NA	NA	<1	<2	<1
92493643	TB-1	Trip Blank	08/31/2020	NA	NA	NA	NA	<25	<1	<5	NA	NA	NA	<1	<5	<1	<1	<1	<1	<1	<1	<1	<1	NA	<1	<5	<5	<1	<1	NA	<1	<1	<1	<1	NA	NA	<1	<2	<1
92493861	TB-1	Trip Blank	09/02/2020	NA	NA	NA	NA	<25	<1	<5	NA	NA	NA	<1	<5	<1	<1	<1	<1	<1	<1	<1	<1	NA	<1	<5	<5	<1	<1	NA	<1	<1	<1	<1	NA	NA	<1	<2	<1
92494208	TB-1	Trip Blank	09/04/2020	NA	NA	NA	NA	<25	<1	<5	NA	NA	NA	<1	<5	<1	<1	<1	<1	<1	<1	<1	<1	NA	<1	<5	<5	<1	<1	NA	<1	<1	<1	<1	NA	NA	<1	<2	<1
92494924	TB-20200909-1	Trip Blank	09/09/2020	NA	NA	NA	NA	<25	<1	<5	NA	NA	NA	<1	<5	<1	<1	<1	<1	<1	<1	<1	<1	NA	<1	<5	<5	<1	<1	NA	<1	<1	<1	<1	NA	NA	<1	<2	<1
92494609	TB-20200909-1	Trip Blank	09/09/2020	NA	NA	NA	NA	<25	<1	<5	NA	NA	NA	<1	<5	<1	<1	<1	<1	<1	<1	<1	<1	NA	<1	<5	<5	<1	<1	NA	<1	<1	<1	<1	NA	NA	<1	<2	<1
92494925	TB-20200909-2	Trip Blank	09/09/2020	NA	NA	NA	NA	<25	<1	<5	NA	NA	NA	<1	<5	<1	<1	<1	<1	<1	<1	<1	<1	NA	<1	<5	<5	<1	<1	NA	<1	<1	<1	<1	NA	NA	<1	<2	<1
92494609	TB-20200909-2	Trip Blank	09/09/2020	NA	NA	NA	NA	<25	<1	<5	NA	NA	NA	<1	<5	<1	<1	<1	<1	<1	<1	<1	<1	NA	<1	<5	<5	<1	<1	NA	<1	<1	<1	<1	NA	NA	<1	<2	<1

Notes:
NA - Not Analyzed
NE - Not Established
All VPH analysis units reported in milligrams per kilogram (mg/kg); all VOC analysis units reported in micrograms per kilogram (ug/kg)
Only detected constituents are shown
MSCC - Maximum Soil Contaminant Concentrations
"<" - Indicates compound was not detected above laboratory reporting limit
"*" - Indicates sample was collected below water table and not used for delineation purposes
Volatile Organic Compounds analyzed by EPA Method 8260D
MADEP - Massachusetts Department of Environmental Protection; as required by North Carolina Department of Environmental Quality
VPH - Volatile Petroleum Hydrocarbon
Bold values indicate compound was detected above laboratory reporting limit
Shaded values indicate compound exceeded an MSCC
4-Chlorotoluene is a cosolvent in pesticides (https://pubchem.ncbi.nlm.nih.gov/compound/4-Chlorotoluene) and is not attributed to the release
Methylene Chloride is likely a laboratory artifact

Table 3
Summary of Monitoring Well Gauging Data

Colonial Pipeline Company
2020-L1-SR2448
Huntersville, North Carolina

Well ID	Top Of Casing Elevation[1]	Date	Depth to Free Product (ft btoc)	Depth to Groundwater (ft btoc)	Free Product Thickness (ft)	Groundwater Elevation[2] (ft btoc)
Surficial Unit Monitoring Wells						
MW-01						
MW-01	709.60	09/01/2020	ND	25.05	0.00	684.55
MW-01	709.60	09/03/2020	ND	25.82	0.00	683.78
MW-01	709.60	09/05/2020	ND	25.94	0.00	683.66
MW-01	711.86	09/14/2020	ND	28.20	0.00	683.66
MW-01	711.86	09/18/2020	ND	28.20	0.00	683.66
MW-01	711.86	09/28/2020	ND	28.10	0.00	683.76
MW-01	711.86	10/03/2020	ND	28.09	0.00	683.77
MW-01	711.86	10/19/2020	ND	27.88	0.00	683.98
MW-01	711.86	10/26/2020	ND	27.74	0.00	684.12
MW-01	711.86	11/09/2020	ND	28.74	0.00	683.12
MW-01	711.86	11/18/2020	ND	27.49	0.00	684.37
MW-01	711.86	11/23/2020	ND	27.44	0.00	684.42
MW-01	711.86	12/07/2020	ND	27.12	0.00	684.74
MW-01	711.86	12/21/2020	ND	26.95	0.00	684.91
MW-01	711.86	12/26/2020	ND	26.94	0.00	684.92
MW-01	711.86	01/10/2021	ND	26.64	0.00	685.22
MW-01	711.86	01/19/2021	ND	26.55	0.00	685.31
MW-01	711.86	01/25/2021	ND	26.34	0.00	685.52
MW-01	711.86	02/01/2021	ND	26.23	0.00	685.63
MW-01	711.86	02/08/2021	ND	26.31	0.00	685.55
MW-01	711.86	02/16/2021	ND	25.99	0.00	685.87
MW-01	711.86	02/22/2021	ND	25.76	0.00	686.10
MW-01	711.86	03/04/2021	ND	25.52	0.00	686.34
MW-01	711.86	03/08/2021	ND	25.64	0.00	686.22
MW-01	711.86	03/15/2021	ND	25.49	0.00	686.37
MW-01	711.86	03/22/2021	ND	25.29	0.00	686.57
MW-01	711.86	04/01/2021	ND	25.00	0.00	686.86
MW-01	711.86	04/12/2021	ND	24.65	0.00	687.21
MW-01	711.86	04/19/2021	ND	24.67	0.00	687.19
MW-01	711.86	04/29/2021	ND	24.65	0.00	687.21
MW-01	711.86	05/03/2021	ND	24.63	0.00	687.23
MW-01	711.86	05/10/2021	ND	24.80	0.00	687.06
MW-01	711.86	05/18/2021	ND	25.02	0.00	686.84
MW-01	711.86	05/26/2021	ND	25.18	0.00	686.68
MW-01	711.86	05/31/2021	ND	25.44	0.00	686.42
MW-01	711.86	06/07/2021	ND	25.59	0.00	686.27
MW-01	711.86	06/14/2021	ND	25.70	0.00	686.16
MW-01	711.86	06/21/2021	ND	25.91	0.00	685.95
MW-01	711.86	07/01/2021	ND	26.15	0.00	685.71
MW-01	711.86	07/06/2021	ND	26.35	0.00	685.51
MW-01	711.86	07/14/2021	ND	26.52	0.00	685.34
MW-01	711.86	07/28/2021	ND	28.82	0.00	683.04
MW-01	711.86	08/02/2021	ND	27.02	0.00	684.84

Table 3
Summary of Monitoring Well Gauging Data

Colonial Pipeline Company
2020-L1-SR2448
Huntersville, North Carolina

Well ID	Top Of Casing Elevation[1]	Date	Depth to Free Product (ft btoc)	Depth to Groundwater (ft btoc)	Free Product Thickness (ft)	Groundwater Elevation[2] (ft btoc)
MW-01	711.86	08/16/2021	ND	27.46	0.00	684.40
MW-01	711.86	08/26/2021	ND	27.76	0.00	684.10
MW-01	711.86	08/30/2021	ND	27.95	0.00	683.91
MW-01	711.86	09/14/2021	ND	28.35	0.00	683.51
MW-01	711.86	09/23/2021	ND	28.74	0.00	683.12
MW-01	711.86	10/06/2021	ND	29.10	0.00	682.76
MW-01	711.86	10/12/2021	ND	29.32	0.00	682.54
MW-01	711.86	10/18/2021	ND	29.56	0.00	682.30
MW-01	711.86	10/27/2021	ND	29.84	0.00	682.02
MW-01	711.86	11/01/2021	ND	30.02	0.00	681.84
MW-01	711.86	11/15/2021	ND	30.45	0.00	681.41
MW-01	711.86	11/22/2021	ND	30.60	0.00	681.26
MW-01	711.86	11/30/2021	ND	30.86	0.00	681.00
MW-01	711.86	12/06/2021	ND	30.93	0.00	680.93
MW-01	711.86	12/13/2021	ND	31.15	0.00	680.71
MW-01	711.86	12/20/2021	ND	31.35	0.00	680.51
MW-01	711.86	12/28/2021	ND	31.47	0.00	680.39
MW-01	711.86	01/04/2022	ND	31.68	0.00	680.18
MW-01	711.86	01/10/2022	ND	31.84	0.00	680.02
MW-01	711.86	01/27/2022	ND	32.03	0.00	679.83
MW-01	711.86	01/31/2022	ND	32.13	0.00	679.73
MW-01	711.86	02/09/2022	ND	32.21	0.00	679.65
MW-01	711.86	02/14/2022	ND	32.33	0.00	679.53
MW-02						
MW-02	710.96	09/01/2020	ND	26.65	0.00	684.31
MW-02	710.96	09/03/2020	ND	27.59	0.00	683.37
MW-02	710.96	09/05/2020	ND	28.00	0.00	682.96
MW-02	712.53	09/14/2020	ND	29.57	0.00	682.96
MW-02	712.53	09/18/2020	ND	29.56	0.00	682.97
MW-02	712.53	09/28/2020	ND	29.51	0.00	683.02
MW-02	712.53	10/03/2020	ND	30.60	0.00	681.93
MW-02	712.53	10/19/2020	ND	29.41	0.00	683.12
MW-02	712.53	10/26/2020	ND	29.30	0.00	683.23
MW-02	712.53	11/09/2020	ND	29.07	0.00	683.46
MW-02	712.53	11/18/2020	ND	29.05	0.00	683.48
MW-02	712.53	11/23/2020	ND	28.98	0.00	683.55
MW-02	712.53	12/07/2020	ND	28.59	0.00	683.94
MW-02	712.53	12/21/2020	ND	28.44	0.00	684.09
MW-02	712.53	12/26/2020	ND	28.74	0.00	683.79
MW-02	712.53	01/10/2021	ND	28.54	0.00	683.99
MW-02	712.53	01/19/2021	ND	28.39	0.00	684.14
MW-02	712.53	01/25/2021	ND	28.09	0.00	684.44
MW-02	712.53	02/01/2021	ND	27.74	0.00	684.79
MW-02	712.53	02/08/2021	ND	28.28	0.00	684.25
MW-02	712.53	02/16/2021	ND	27.65	0.00	684.88

Table 3
Summary of Monitoring Well Gauging Data

Colonial Pipeline Company
2020-L1-SR2448
Huntersville, North Carolina

Well ID	Top Of Casing Elevation[1]	Date	Depth to Free Product (ft btoc)	Depth to Groundwater (ft btoc)	Free Product Thickness (ft)	Groundwater Elevation[2] (ft btoc)
MW-02	712.53	02/22/2021	ND	27.53	0.00	685.00
MW-02	712.53	03/04/2021	ND	27.52	0.00	685.01
MW-02	712.53	03/08/2021	ND	27.76	0.00	684.77
MW-02	712.53	03/15/2021	ND	27.58	0.00	684.95
MW-02	712.53	03/22/2021	ND	27.39	0.00	685.14
MW-02	712.53	04/01/2021	ND	27.16	0.00	685.37
MW-02	712.53	04/12/2021	ND	26.83	0.00	685.70
MW-02	712.53	04/19/2021	ND	27.76	0.00	684.77
MW-02	712.53	04/29/2021	ND	26.64	0.00	685.89
MW-02	712.53	05/03/2021	ND	26.63	0.00	685.90
MW-02	712.53	05/10/2021	ND	26.69	0.00	685.84
MW-02	712.53	05/18/2021	ND	26.81	0.00	685.72
MW-02	712.53	05/26/2021	ND	26.80	0.00	685.73
MW-02	712.53	05/31/2021	ND	27.03	0.00	685.50
MW-02	712.53	06/07/2021	ND	26.99	0.00	685.54
MW-02	712.53	06/14/2021	ND	27.08	0.00	685.45
MW-02	712.53	06/21/2021	ND	27.19	0.00	685.34
MW-02	712.53	07/01/2021	ND	27.31	0.00	685.22
MW-02	712.53	07/06/2021	ND	27.51	0.00	685.02
MW-02	712.53	07/14/2021	ND	27.59	0.00	684.94
MW-02	712.53	07/28/2021	ND	27.77	0.00	684.76
MW-02	712.53	08/02/2021	ND	27.92	0.00	684.61
MW-02	712.53	08/16/2021	ND	28.19	0.00	684.34
MW-02	712.53	08/26/2021	ND	28.42	0.00	684.11
MW-02	712.53	08/30/2021	ND	28.43	0.00	684.10
MW-02	712.53	09/14/2021	ND	28.75	0.00	683.78
MW-02	712.53	09/23/2021	ND	29.03	0.00	683.50
MW-02	712.53	10/06/2021	ND	29.28	0.00	683.25
MW-02	712.53	10/12/2021	ND	29.43	0.00	683.10
MW-02	712.53	10/18/2021	ND	29.65	0.00	682.88
MW-02	712.53	10/27/2021	ND	29.86	0.00	682.67
MW-02	712.53	11/01/2021	ND	30.05	0.00	682.48
MW-02	712.53	11/15/2021	ND	30.40	0.00	682.13
MW-02	712.53	11/22/2021	ND	30.47	0.00	682.06
MW-02	712.53	11/30/2021	ND	30.65	0.00	681.88
MW-02	712.53	12/06/2021	ND	30.76	0.00	681.77
MW-02	712.53	12/13/2021	ND	31.18	0.00	681.35
MW-02	712.53	12/20/2021	ND	31.19	0.00	681.34
MW-02	712.53	12/28/2021	ND	31.29	0.00	681.24
MW-02	712.53	01/04/2022	ND	31.46	0.00	681.07
MW-02	712.53	01/10/2022	ND	31.64	0.00	680.89
MW-02	712.53	01/27/2022	ND	31.91	0.00	680.62
MW-02	712.53	01/31/2022	ND	31.98	0.00	680.55
MW-02	712.53	02/09/2022	ND	32.05	0.00	680.48
MW-02	712.53	02/14/2022	ND	34.21	0.00	678.32

Table 3
Summary of Monitoring Well Gauging Data

Colonial Pipeline Company
2020-L1-SR2448
Huntersville, North Carolina

Well ID	Top Of Casing Elevation[1]	Date	Depth to Free Product (ft btoc)	Depth to Groundwater (ft btoc)	Free Product Thickness (ft)	Groundwater Elevation[2] (ft btoc)
MW-03						
MW-03	703.64	09/01/2020	ND	19.93	0.00	683.71
MW-03	703.64	09/03/2020	ND	22.74	0.00	680.90
MW-03	703.64	09/05/2020	ND	22.84	0.00	680.80
MW-03	703.64	09/14/2020	ND	22.78	0.00	680.86
MW-03	703.64	09/18/2020	ND	22.80	0.00	680.84
MW-03	703.64	09/28/2020	ND	22.54	0.00	681.10
MW-03	703.64	10/03/2020	ND	22.57	0.00	681.07
MW-03	703.64	10/19/2020	ND	21.88	0.00	681.76
MW-03	703.64	10/26/2020	ND	21.70	0.00	681.94
MW-03	703.64	11/09/2020	ND	21.44	0.00	682.20
MW-03	703.64	11/18/2020	ND	20.87	0.00	682.77
MW-03	703.64	11/23/2020	ND	20.76	0.00	682.88
MW-03	703.64	12/07/2020	ND	20.39	0.00	683.25
MW-03	703.64	12/21/2020	ND	19.90	0.00	683.74
MW-03	703.64	12/26/2020	ND	19.71	0.00	683.93
MW-03	703.64	01/10/2021	ND	19.54	0.00	684.10
MW-03	703.64	01/19/2021	ND	19.47	0.00	684.17
MW-03	703.64	01/25/2021	ND	19.43	0.00	684.21
MW-03	703.64	02/01/2021	ND	18.56	0.00	685.08
MW-03	703.64	02/08/2021	ND	18.69	0.00	684.95
MW-03	703.64	02/16/2021	ND	17.45	0.00	686.19
MW-03	703.64	02/22/2021	ND	16.89	0.00	686.75
MW-03	703.64	03/04/2021	ND	17.16	0.00	686.48
MW-03	703.64	03/08/2021	ND	17.67	0.00	685.97
MW-03	703.64	03/15/2021	ND	17.90	0.00	685.74
MW-03	703.64	03/22/2021	ND	16.79	0.00	686.85
MW-03	703.64	04/01/2021	ND	15.92	0.00	687.72
MW-03	703.64	04/12/2021	ND	16.90	0.00	686.74
MW-03	703.64	04/19/2021	ND	17.42	0.00	686.22
MW-03	703.64	04/29/2021	ND	18.12	0.00	685.52
MW-03	703.64	05/03/2021	ND	18.29	0.00	685.35
MW-03	703.64	05/10/2021	ND	18.80	0.00	684.84
MW-03	703.64	05/18/2021	ND	19.20	0.00	684.44
MW-03	703.64	05/26/2021	ND	19.40	0.00	684.24
MW-03	703.64	05/31/2021	ND	19.82	0.00	683.82
MW-03	703.64	06/07/2021	ND	20.08	0.00	683.56
MW-03	703.64	06/14/2021	ND	20.27	0.00	683.37
MW-03	703.64	06/21/2021	ND	20.58	0.00	683.06
MW-03	703.64	07/01/2021	ND	20.83	0.00	682.81
MW-03	703.64	07/06/2021	ND	21.10	0.00	682.54
MW-03	703.64	07/14/2021	ND	21.27	0.00	682.37
MW-03	703.64	07/28/2021	ND	21.79	0.00	681.85
MW-03	703.64	08/02/2021	ND	22.21	0.00	681.43
MW-03	703.64	08/16/2021	ND	22.80	0.00	680.84

Table 3
Summary of Monitoring Well Gauging Data

Colonial Pipeline Company
2020-L1-SR2448
Huntersville, North Carolina

Well ID	Top Of Casing Elevation[1]	Date	Depth to Free Product (ft btoc)	Depth to Groundwater (ft btoc)	Free Product Thickness (ft)	Groundwater Elevation[2] (ft btoc)
MW-03	703.64	08/26/2021	ND	23.15	0.00	680.49
MW-03	703.64	08/30/2021	ND	23.58	0.00	680.06
MW-03	703.64	09/14/2021	ND	24.37	0.00	679.27
MW-03	703.64	09/23/2021	ND	24.64	0.00	679.00
MW-03	703.64	10/06/2021	ND	25.45	0.00	678.19
MW-03	703.64	10/12/2021	ND	25.81	0.00	677.83
MW-03	703.64	10/18/2021	ND	26.12	0.00	677.52
MW-03	703.64	10/27/2021	ND	26.26	0.00	677.38
MW-03	703.64	11/01/2021	ND	26.51	0.00	677.13
MW-03	703.64	11/15/2021	ND	27.84	0.00	675.80
MW-03	703.64	11/22/2021	ND	28.15	0.00	675.49
MW-03	703.64	11/30/2021	ND	28.50	0.00	675.14
MW-03	703.64	12/06/2021	ND	28.46	0.00	675.18
MW-03	703.64	12/13/2021	ND	28.65	0.00	674.99
MW-03	703.64	12/20/2021	ND	28.76	0.00	674.88
MW-03	703.64	12/28/2021	ND	28.19	0.00	675.45
MW-03	703.64	01/04/2022	ND	28.72	0.00	674.92
MW-03	703.64	01/10/2022	ND	28.84	0.00	674.80
MW-03	703.64	01/27/2022	ND	28.26	0.00	675.38
MW-03	703.64	01/31/2022	ND	28.03	0.00	675.61
MW-03	703.64	02/09/2022	ND	28.34	0.00	675.30
MW-03	703.64	02/14/2022	ND	28.60	0.00	675.04
MW-04						
MW-04	712.05	09/01/2020	ND	28.30	0.00	683.75
MW-04	712.05	09/03/2020	ND	28.19	0.00	683.86
MW-04	712.05	09/05/2020	ND	28.32	0.00	683.73
MW-04	715.04	09/14/2020	ND	31.32	0.00	683.72
MW-04	715.04	09/18/2020	ND	31.31	0.00	683.73
MW-04	715.04	09/28/2020	ND	31.23	0.00	683.81
MW-04	715.04	10/03/2020	ND	31.26	0.00	683.78
MW-04	715.04	10/19/2020	ND	30.93	0.00	684.11
MW-04	715.04	10/26/2020	ND	30.78	0.00	684.26
MW-04	715.04	11/09/2020	ND	30.50	0.00	684.54
MW-04	715.04	11/18/2020	ND	30.44	0.00	684.60
MW-04	715.04	11/23/2020	ND	30.32	0.00	684.72
MW-04	715.04	12/07/2020	ND	29.97	0.00	685.07
MW-04	715.04	12/21/2020	ND	29.78	0.00	685.26
MW-04	715.04	12/26/2020	ND	30.04	0.00	685.00
MW-04	715.04	01/10/2021	ND	29.86	0.00	685.18
MW-04	715.04	01/19/2021	ND	29.76	0.00	685.28
MW-04	715.04	01/25/2021	ND	23.46	0.00	691.58
MW-04	715.04	02/01/2021	ND	29.16	0.00	685.88
MW-04	715.04	02/08/2021	ND	29.61	0.00	685.43
MW-04	715.04	02/16/2021	ND	29.05	0.00	685.99
MW-04	715.04	02/22/2021	ND	28.90	0.00	686.14

Table 3
Summary of Monitoring Well Gauging Data

Colonial Pipeline Company
2020-L1-SR2448
Huntersville, North Carolina

Well ID	Top Of Casing Elevation[1]	Date	Depth to Free Product (ft btoc)	Depth to Groundwater (ft btoc)	Free Product Thickness (ft)	Groundwater Elevation[2] (ft btoc)
MW-04	715.04	03/04/2021	ND	28.87	0.00	686.17
MW-04	715.04	03/08/2021	ND	29.13	0.00	685.91
MW-04	715.04	03/15/2021	ND	28.98	0.00	686.06
MW-04	715.04	03/22/2021	ND	28.76	0.00	686.28
MW-04	715.04	04/01/2021	ND	28.54	0.00	686.50
MW-04	715.04	04/12/2021	ND	28.19	0.00	686.85
MW-04	715.04	04/19/2021	ND	28.23	0.00	686.81
MW-04	715.04	04/29/2021	ND	28.26	0.00	686.78
MW-04	715.04	05/03/2021	ND	28.27	0.00	686.77
MW-04	715.04	05/10/2021	ND	28.39	0.00	686.65
MW-04	715.04	05/18/2021	ND	28.54	0.00	686.50
MW-04	715.04	05/26/2021	ND	28.56	0.00	686.48
MW-04	715.04	05/31/2021	ND	28.78	0.00	686.26
MW-04	715.04	06/07/2021	ND	28.77	0.00	686.27
MW-04	715.04	06/14/2021	ND	28.86	0.00	686.18
MW-04	715.04	06/21/2021	ND	29.01	0.00	686.03
MW-04	715.04	07/01/2021	ND	29.13	0.00	685.91
MW-04	715.04	07/06/2021	ND	29.32	0.00	685.72
MW-04	715.04	07/14/2021	ND	29.41	0.00	685.63
MW-04	715.04	07/28/2021	ND	29.61	0.00	685.43
MW-04	715.04	08/02/2021	ND	29.76	0.00	685.28
MW-04	715.04	08/16/2021	ND	30.05	0.00	684.99
MW-04	715.04	08/26/2021	ND	30.29	0.00	684.75
MW-04	715.04	08/30/2021	ND	30.28	0.00	684.76
MW-04	715.04	09/14/2021	ND	30.64	0.00	684.40
MW-04	715.04	09/23/2021	ND	30.90	0.00	684.14
MW-04	715.04	10/06/2021	ND	31.20	0.00	683.84
MW-04	715.04	10/12/2021	ND	31.35	0.00	683.69
MW-04	715.04	10/18/2021	ND	31.57	0.00	683.47
MW-04	715.04	10/27/2021	ND	31.81	0.00	683.23
MW-04	715.04	11/01/2021	ND	32.01	0.00	683.03
MW-04	715.04	11/15/2021	ND	32.36	0.00	682.68
MW-04	715.04	11/22/2021	ND	32.41	0.00	682.63
MW-04	715.04	11/30/2021	ND	32.61	0.00	682.43
MW-04	715.04	12/06/2021	ND	32.70	0.00	682.34
MW-04	715.04	12/13/2021	ND	32.96	0.00	682.08
MW-04	715.04	12/20/2021	ND	33.15	0.00	681.89
MW-04	715.04	12/28/2021	ND	33.25	0.00	681.79
MW-04	715.04	01/04/2022	ND	33.45	0.00	681.59
MW-04	715.04	01/10/2022	ND	33.64	0.00	681.40
MW-04	715.04	01/27/2022	ND	33.58	0.00	681.46
MW-04	715.04	01/31/2022	ND	33.98	0.00	681.06
MW-04	715.04	02/09/2022	ND	34.02	0.00	681.02
MW-04	715.04	02/14/2022	ND	34.24	0.00	680.80

Table 3
Summary of Monitoring Well Gauging Data

Colonial Pipeline Company
2020-L1-SR2448
Huntersville, North Carolina

Well ID	Top Of Casing Elevation[1]	Date	Depth to Free Product (ft btoc)	Depth to Groundwater (ft btoc)	Free Product Thickness (ft)	Groundwater Elevation[2] (ft btoc)
MW-05						
MW-05	705.61	09/01/2020	ND	24.19	0.00	681.42
MW-05	705.61	09/03/2020	ND	25.22	0.00	680.39
MW-05	705.61	09/05/2020	ND	26.38	0.00	679.23
MW-05	705.61	09/06/2020	ND	27.38	0.00	678.23
MW-05	707.30	09/14/2020	ND	27.04	0.00	680.26
MW-05	707.30	09/18/2020	ND	27.03	0.00	680.27
MW-05	707.30	09/28/2020	ND	26.87	0.00	680.43
MW-05	707.30	10/03/2020	ND	26.88	0.00	680.42
MW-05	707.30	10/19/2020	ND	26.49	0.00	680.81
MW-05	707.30	10/26/2020	ND	26.34	0.00	680.96
MW-05	707.30	10/28/2020	ND	28.34	0.00	678.96
MW-05	707.30	11/09/2020	ND	26.06	0.00	681.24
MW-05	707.30	11/18/2020	ND	25.93	0.00	681.37
MW-05	707.30	11/23/2020	ND	25.80	0.00	681.50
MW-05	707.30	12/07/2020	ND	25.39	0.00	681.91
MW-05	707.30	12/21/2020	ND	25.14	0.00	682.16
MW-05	707.30	12/26/2020	ND	25.17	0.00	682.13
MW-05	707.30	01/10/2021	ND	24.89	0.00	682.41
MW-05	707.30	01/19/2021	ND	24.72	0.00	682.58
MW-05	707.30	01/25/2021	ND	24.43	0.00	682.87
MW-05	707.30	02/01/2021	ND	24.25	0.00	683.05
MW-05	707.30	02/08/2021	ND	24.49	0.00	682.81
MW-05	707.30	02/16/2021	ND	23.96	0.00	683.34
MW-05	707.30	02/22/2021	ND	23.66	0.00	683.64
MW-05	707.30	03/04/2021	ND	23.41	0.00	683.89
MW-05	707.30	03/08/2021	ND	23.64	0.00	683.66
MW-05	707.30	03/15/2021	ND	23.46	0.00	683.84
MW-05	707.30	03/22/2021	ND	23.19	0.00	684.11
MW-05	707.30	04/01/2021	ND	22.79	0.00	684.51
MW-05	707.30	04/12/2021	ND	22.41	0.00	684.89
MW-05	707.30	04/19/2021	ND	22.45	0.00	684.85
MW-05	707.30	04/29/2021	ND	22.53	0.00	684.77
MW-05	707.30	05/03/2021	ND	22.55	0.00	684.75
MW-05	707.30	05/10/2021	ND	22.83	0.00	684.47
MW-05	707.30	05/18/2021	ND	23.13	0.00	684.17
MW-05	707.30	05/26/2021	ND	23.32	0.00	683.98
MW-05	707.30	05/31/2021	ND	23.68	0.00	683.62
MW-05	707.30	06/07/2021	ND	23.83	0.00	683.47
MW-05	707.30	06/14/2021	ND	23.98	0.00	683.32
MW-05	707.30	06/21/2021	ND	24.20	0.00	683.10
MW-05	707.30	07/01/2021	ND	24.45	0.00	682.85
MW-05	707.30	07/06/2021	ND	24.71	0.00	682.59
MW-05	707.30	07/14/2021	ND	24.87	0.00	682.43
MW-05	707.30	07/28/2021	ND	25.16	0.00	682.14

Table 3
Summary of Monitoring Well Gauging Data

Colonial Pipeline Company
2020-L1-SR2448
Huntersville, North Carolina

Well ID	Top Of Casing Elevation[1]	Date	Depth to Free Product (ft btoc)	Depth to Groundwater (ft btoc)	Free Product Thickness (ft)	Groundwater Elevation[2] (ft btoc)
MW-05	707.30	08/02/2021	ND	25.36	0.00	681.94
MW-05	707.30	08/16/2021	ND	25.79	0.00	681.51
MW-05	707.30	08/26/2021	ND	26.11	0.00	681.19
MW-05	707.30	08/30/2021	ND	26.15	0.00	681.15
MW-05	707.30	09/14/2021	ND	26.65	0.00	680.65
MW-05	707.30	09/23/2021	ND	27.07	0.00	680.23
MW-05	707.30	10/06/2021	ND	27.45	0.00	679.85
MW-05	707.30	10/12/2021	ND	27.67	0.00	679.63
MW-05	707.30	10/18/2021	ND	27.93	0.00	679.37
MW-05	707.30	10/27/2021	ND	28.23	0.00	679.07
MW-05	707.30	11/01/2021	ND	28.45	0.00	678.85
MW-05	707.30	11/15/2021	ND	28.85	0.00	678.45
MW-05	707.30	11/22/2021	ND	28.94	0.00	678.36
MW-05	707.30	11/30/2021	ND	29.10	0.00	678.20
MW-05	707.30	12/06/2021	ND	29.18	0.00	678.12
MW-05	707.30	12/13/2021	ND	29.40	0.00	677.90
MW-05	707.30	12/20/2021	ND	29.60	0.00	677.70
MW-05	707.30	12/28/2021	ND	29.68	0.00	677.62
MW-05	707.30	01/04/2022	ND	29.87	0.00	677.43
MW-05	707.30	01/10/2022	ND	29.99	0.00	677.31
MW-05	707.30	01/27/2022	ND	30.07	0.00	677.23
MW-05	707.30	01/31/2022	ND	30.20	0.00	677.10
MW-05	707.30	02/09/2022	ND	30.12	0.00	677.18
MW-05	707.30	02/14/2022	ND	30.29	0.00	677.01
MW-06						
MW-06	703.81	09/01/2020	ND	20.70	0.00	683.11
MW-06	703.81	09/03/2020	ND	20.92	0.00	682.89
MW-06	706.34	09/14/2020	ND	23.56	0.00	682.78
MW-06	706.34	09/18/2020	ND	23.65	0.00	682.69
MW-06	706.34	09/28/2020	ND	23.47	0.00	682.87
MW-06	706.34	10/03/2020	ND	23.51	0.00	682.83
MW-06	706.34	10/19/2020	ND	23.23	0.00	683.11
MW-06	706.34	10/26/2020	ND	23.12	0.00	683.22
MW-06	706.34	11/09/2020	ND	22.91	0.00	683.43
MW-06	706.34	11/18/2020	Dry	Dry	Dry	Dry
MW-06	706.34	11/23/2020	ND	22.79	0.00	683.55
MW-06	706.34	12/07/2020	ND	22.36	0.00	683.98
MW-06	706.34	12/21/2020	ND	22.18	0.00	684.16
MW-06	706.34	12/26/2020	ND	22.34	0.00	684.00
MW-06	706.34	01/10/2021	ND	22.15	0.00	684.19
MW-06	706.34	01/19/2021	ND	21.98	0.00	684.36
MW-06	706.34	01/25/2021	ND	21.68	0.00	684.66
MW-06	706.34	02/01/2021	ND	21.36	0.00	684.98
MW-06	706.34	02/08/2021	ND	21.83	0.00	684.51
MW-06	706.34	02/16/2021	ND	21.24	0.00	685.10

Table 3
Summary of Monitoring Well Gauging Data

Colonial Pipeline Company
2020-L1-SR2448
Huntersville, North Carolina

Well ID	Top Of Casing Elevation[1]	Date	Depth to Free Product (ft btoc)	Depth to Groundwater (ft btoc)	Free Product Thickness (ft)	Groundwater Elevation[2] (ft btoc)
MW-06	706.34	02/22/2021	ND	20.99	0.00	685.35
MW-06	706.34	03/04/2021	ND	20.91	0.00	685.43
MW-06	706.34	03/08/2021	ND	21.11	0.00	685.23
MW-06	706.34	03/15/2021	ND	20.93	0.00	685.41
MW-06	706.34	03/22/2021	ND	20.67	0.00	685.67
MW-06	706.34	04/01/2021	ND	20.42	0.00	685.92
MW-06	706.34	04/12/2021	ND	20.07	0.00	686.27
MW-06	706.34	04/19/2021	ND	20.03	0.00	686.31
MW-06	706.34	04/29/2021	ND	19.95	0.00	686.39
MW-06	706.34	05/03/2021	ND	19.91	0.00	686.43
MW-06	706.34	05/10/2021	ND	20.06	0.00	686.28
MW-06	706.34	05/18/2021	ND	20.29	0.00	686.05
MW-06	706.34	05/26/2021	ND	20.39	0.00	685.95
MW-06	706.34	05/31/2021	ND	20.67	0.00	685.67
MW-06	706.34	06/07/2021	ND	20.77	0.00	685.57
MW-06	706.34	06/14/2021	ND	20.90	0.00	685.44
MW-06	706.34	06/21/2021	ND	21.08	0.00	685.26
MW-06	706.34	07/01/2021	ND	21.29	0.00	685.05
MW-06	706.34	07/06/2021	ND	21.52	0.00	684.82
MW-06	706.34	07/14/2021	ND	21.66	0.00	684.68
MW-06	706.34	07/28/2021	ND	21.93	0.00	684.41
MW-06	706.34	08/02/2021	ND	22.13	0.00	684.21
MW-06	706.34	08/16/2021	ND	22.51	0.00	683.83
MW-06	706.34	08/26/2021	ND	22.80	0.00	683.54
MW-06	706.34	08/30/2021	ND	22.84	0.00	683.50
MW-06	706.34	09/14/2021	ND	23.31	0.00	683.03
MW-06	706.34	09/23/2021	ND	23.66	0.00	682.68
MW-06	706.34	10/06/2021	ND	24.03	0.00	682.31
MW-06	706.34	10/12/2021	ND	24.23	0.00	682.11
MW-06	706.34	10/18/2021	ND	24.47	0.00	681.87
MW-06	706.34	10/27/2021	ND	24.74	0.00	681.60
MW-06	706.34	11/01/2021	ND	24.93	0.00	681.41
MW-06	706.34	11/15/2021	DRY	DRY	DRY	DRY
MW-06	706.34	11/22/2021	ND	25.45	0.00	680.89
MW-06	706.34	11/30/2021	ND	25.62	0.00	680.72
MW-06	706.34	12/06/2021	ND	25.75	0.00	680.59
MW-06	706.34	12/13/2021	ND	25.98	0.00	680.36
MW-06	706.34	12/20/2021	ND	26.19	0.00	680.15
MW-06	706.34	12/28/2021	ND	26.29	0.00	680.05
MW-06	706.34	01/04/2022	ND	26.49	0.00	679.85
MW-06	706.34	01/10/2022	ND	26.65	0.00	679.69
MW-06	706.34	01/27/2022	ND	26.86	0.00	679.48
MW-06	706.34	01/31/2022	ND	26.96	0.00	679.38
MW-06	706.34	02/09/2022	ND	27.02	0.00	679.32
MW-06	706.34	02/14/2022	ND	27.15	0.00	679.19

Table 3
Summary of Monitoring Well Gauging Data

Colonial Pipeline Company
2020-L1-SR2448
Huntersville, North Carolina

Well ID	Top Of Casing Elevation[1]	Date	Depth to Free Product (ft btoc)	Depth to Groundwater (ft btoc)	Free Product Thickness (ft)	Groundwater Elevation[2] (ft btoc)
MW-07R						
MW-07	709.46	09/01/2020	ND	26.67	0.00	682.79
MW-07	709.46	09/03/2020	ND	26.53	0.00	682.93
MW-07	709.46	09/05/2020	ND	25.60	0.00	683.86
MW-07	712.36	09/14/2020	ND	29.36	0.00	683.00
MW-07	712.36	09/18/2020	ND	29.31	0.00	683.05
MW-07	712.36	09/28/2020	ND	29.24	0.00	683.12
MW-07	712.36	10/03/2020	ND	29.32	0.00	683.04
MW-07	712.36	10/05/2020	ND	31.32	0.00	681.04
MW-07	712.36	10/19/2020	ND	29.28	0.00	683.08
MW-07	712.36	10/26/2020	ND	29.26	0.00	683.10
MW-07	712.36	11/09/2020	ND	29.19	0.00	683.17
MW-07	712.36	11/18/2020	ND	29.20	0.00	683.16
MW-07	712.36	11/23/2020	ND	29.16	0.00	683.20
MW-07	712.36	12/07/2020	ND	29.98	0.00	682.38
MW-07	712.36	12/21/2020	ND	29.04	0.00	683.32
MW-07	712.36	12/26/2020	ND	29.02	0.00	683.34
MW-07	712.36	01/10/2021	ND	29.07	0.00	683.29
MW-07	712.36	01/19/2021	ND	29.62	0.00	682.74
MW-07	712.36	01/25/2021	ND	29.91	0.00	682.45
MW-07	712.36	02/01/2021	ND	30.05	0.00	682.31
MW-07	712.36	02/08/2021	ND	30.19	0.00	682.17
MW-07	712.36	02/16/2021	ND	29.86	0.00	682.50
MW-07	712.36	02/22/2021	ND	29.46	0.00	682.90
MW-07	712.36	03/04/2021	ND	29.23	0.00	683.13
MW-07	712.36	03/08/2021	ND	29.37	0.00	682.99
MW-07	712.36	03/15/2021	ND	29.39	0.00	682.97
MW-07	712.36	03/22/2021	ND	29.43	0.00	682.93
MW-07	712.36	04/01/2021	ND	29.16	0.00	683.20
MW-07	712.36	04/12/2021	ND	29.29	0.00	683.07
MW-07	712.36	04/19/2021	ND	29.58	0.00	682.78
MW-07	712.36	04/29/2021	ND	29.75	0.00	682.61
MW-07	712.36	05/03/2021	ND	29.71	0.00	682.65
MW-07	712.36	05/10/2021	ND	29.94	0.00	682.42
MW-07	712.36	05/18/2021	ND	29.89	0.00	682.47
MW-07	712.36	05/26/2021	ND	30.06	0.00	682.30
MW-07	712.36	05/31/2021	ND	30.23	0.00	682.13
MW-07	712.36	06/07/2021	ND	30.47	0.00	681.89
MW-07	712.36	06/14/2021	ND	30.57	0.00	681.79
MW-07	712.36	06/21/2021	ND	30.72	0.00	681.64
MW-07	712.36	07/01/2021	ND	30.92	0.00	681.44
MW-07	712.36	07/06/2021	ND	31.05	0.00	681.31
MW-07	712.36	07/14/2021	ND	31.09	0.00	681.27
MW-07	712.36	07/28/2021	ND	31.63	0.00	680.73
MW-07	712.36	08/02/2021	ND	31.90	0.00	680.46

Table 3
Summary of Monitoring Well Gauging Data

Colonial Pipeline Company
2020-L1-SR2448
Huntersville, North Carolina

Well ID	Top Of Casing Elevation[1]	Date	Depth to Free Product (ft btoc)	Depth to Groundwater (ft btoc)	Free Product Thickness (ft)	Groundwater Elevation[2] (ft btoc)
MW-07	712.36	08/16/2021	ND	32.49	0.00	679.87
MW-07	712.36	08/26/2021	ND	33.08	0.00	679.28
MW-07	712.36	08/30/2021	ND	33.41	0.00	678.95
MW-07	712.36	09/14/2021	ND	34.14	0.00	678.22
MW-07	712.36	09/23/2021	ND	34.56	0.00	677.80
MW-07	712.36	10/06/2021	ND	35.46	0.00	676.90
MW-07	712.36	10/12/2021	ND	35.82	0.00	676.54
MW-07	712.36	10/18/2021	ND	36.10	0.00	676.26
MW-07	712.36	10/27/2021	ND	36.22	0.00	676.14
MW-07	712.36	11/01/2021	ND	36.41	0.00	675.95
MW-07	712.36	11/15/2021	37.43	37.76	0.33	674.84
MW-07	712.36	11/22/2021	ND	37.62	0.00	674.74
MW-07	712.36	11/30/2021	ND	37.59	0.00	674.77
MW-07	712.36	12/06/2021	37.66	37.86	0.20	674.65
MW-07	712.36	12/13/2021	37.84	37.86	0.02	674.51
MW-07	712.36	12/20/2021	37.87	37.90	0.03	674.48
MW-07	712.36	12/28/2021	DRY	DRY	DRY	DRY
MW-07	712.36	01/04/2022	DRY	DRY	DRY	DRY
MW-07	712.36	01/10/2022	DRY	DRY	DRY	DRY
MW-07	712.36	01/27/2022	DRY	DRY	DRY	DRY
MW-07	712.36	01/31/2022	DRY	DRY	DRY	DRY
MW-07R	712.36	02/09/2022	ND	36.81	0.00	675.55
MW-07R	712.36	02/14/2022	ND	36.87	0.00	675.49
MW-08						
MW-08	724.93	09/01/2020	ND	31.50	0.00	693.43
MW-08	724.93	09/03/2020	ND	31.64	0.00	693.29
MW-08	724.93	09/14/2020	ND	31.77	0.00	693.16
MW-08	724.93	09/18/2020	ND	21.78	0.00	703.15
MW-08	724.93	09/28/2020	ND	31.83	0.00	693.10
MW-08	724.93	10/03/2020	ND	31.95	0.00	692.98
MW-08	724.93	10/19/2020	ND	31.87	0.00	693.06
MW-08	724.93	10/26/2020	ND	31.79	0.00	693.14
MW-08	724.93	11/09/2020	ND	31.73	0.00	693.20
MW-08	724.93	11/18/2020	ND	31.69	0.00	693.24
MW-08	724.93	11/23/2020	ND	31.49	0.00	693.44
MW-08	724.93	12/07/2020	ND	37.31	0.00	687.62
MW-08	724.93	12/21/2020	ND	31.25	0.00	693.68
MW-08	724.93	12/26/2020	ND	31.28	0.00	693.65
MW-08	724.93	01/10/2021	ND	31.06	0.00	693.87
MW-08	724.93	01/19/2021	ND	30.97	0.00	693.96
MW-08	724.93	01/25/2021	ND	30.75	0.00	694.18
MW-08	724.93	02/01/2021	ND	30.76	0.00	694.17
MW-08	724.93	02/08/2021	ND	30.83	0.00	694.10
MW-08	724.93	02/16/2021	ND	30.64	0.00	694.29
MW-08	724.93	02/22/2021	ND	30.33	0.00	694.60

Table 3
Summary of Monitoring Well Gauging Data

Colonial Pipeline Company
2020-L1-SR2448
Huntersville, North Carolina

Well ID	Top Of Casing Elevation[1]	Date	Depth to Free Product (ft btoc)	Depth to Groundwater (ft btoc)	Free Product Thickness (ft)	Groundwater Elevation[2] (ft btoc)
MW-08	724.93	03/04/2021	ND	30.08	0.00	694.85
MW-08	724.93	03/08/2021	ND	30.12	0.00	694.81
MW-08	724.93	03/15/2021	ND	30.03	0.00	694.90
MW-08	724.93	03/22/2021	ND	29.93	0.00	695.00
MW-08	724.93	04/01/2021	ND	29.62	0.00	695.31
MW-08	724.93	04/12/2021	ND	29.30	0.00	695.63
MW-08	724.93	04/19/2021	ND	29.25	0.00	695.68
MW-08	724.93	04/29/2021	ND	29.31	0.00	695.62
MW-08	724.93	05/03/2021	ND	29.31	0.00	695.62
MW-08	724.93	05/10/2021	ND	29.46	0.00	695.47
MW-08	724.93	05/18/2021	ND	29.73	0.00	695.20
MW-08	724.93	05/26/2021	ND	29.87	0.00	695.06
MW-08	724.93	05/31/2021	ND	30.08	0.00	694.85
MW-08	724.93	06/07/2021	ND	30.17	0.00	694.76
MW-08	724.93	06/14/2021	ND	30.41	0.00	694.52
MW-08	724.93	06/21/2021	ND	30.58	0.00	694.35
MW-08	724.93	07/01/2021	ND	29.35	0.00	695.58
MW-08	724.93	07/06/2021	ND	30.99	0.00	693.94
MW-08	724.93	07/14/2021	ND	31.22	0.00	693.71
MW-08	724.93	07/28/2021	ND	31.39	0.00	693.54
MW-08	724.93	08/02/2021	ND	31.63	0.00	693.30
MW-08	724.93	08/16/2021	ND	31.89	0.00	693.04
MW-08	724.93	08/26/2021	ND	31.82	0.00	693.11
MW-08	724.93	08/30/2021	ND	32.16	0.00	692.77
MW-08	724.93	09/14/2021	ND	32.51	0.00	692.42
MW-08	724.93	09/23/2021	ND	32.77	0.00	692.16
MW-08	724.93	10/06/2021	ND	33.01	0.00	691.92
MW-08	724.93	10/12/2021	ND	33.19	0.00	691.74
MW-08	724.93	10/18/2021	ND	33.37	0.00	691.56
MW-08	724.93	10/27/2021	ND	33.56	0.00	691.37
MW-08	724.93	11/01/2021	ND	33.73	0.00	691.20
MW-08	724.93	11/15/2021	ND	34.05	0.00	690.88
MW-08	724.93	11/22/2021	ND	34.09	0.00	690.84
MW-08	724.93	11/30/2021	ND	34.34	0.00	690.59
MW-08	724.93	12/06/2021	ND	34.38	0.00	690.55
MW-08	724.93	12/13/2021	ND	34.61	0.00	690.32
MW-08	724.93	12/20/2021	ND	34.72	0.00	690.21
MW-08	724.93	12/28/2021	ND	34.18	0.00	690.75
MW-08	724.93	01/04/2022	ND	35.06	0.00	689.87
MW-08	724.93	01/10/2022	ND	35.18	0.00	689.75
MW-08	724.93	01/27/2022	ND	35.29	0.00	689.64
MW-08	724.93	01/31/2022	ND	35.40	0.00	689.53
MW-08	724.93	02/09/2022	ND	35.37	0.00	689.56
MW-08	724.93	02/14/2022	ND	35.51	0.00	689.42

Table 3
Summary of Monitoring Well Gauging Data

Colonial Pipeline Company
2020-L1-SR2448
Huntersville, North Carolina

Well ID	Top Of Casing Elevation[1]	Date	Depth to Free Product (ft btoc)	Depth to Groundwater (ft btoc)	Free Product Thickness (ft)	Groundwater Elevation[2] (ft btoc)
MW-09						
MW-09	709.46	09/01/2020	ND	26.02	0.00	683.44
MW-09	709.46	09/03/2020	ND	26.64	0.00	682.82
MW-09	717.15	09/14/2020	ND	28.82	0.00	688.33
MW-09	717.15	09/18/2020	ND	28.84	0.00	688.31
MW-09	717.15	09/28/2020	ND	28.84	0.00	688.31
MW-09	717.15	10/03/2020	ND	28.93	0.00	688.22
MW-09	717.15	10/19/2020	ND	28.96	0.00	688.19
MW-09	717.15	10/26/2020	ND	28.93	0.00	688.22
MW-09	717.15	11/09/2020	ND	28.84	0.00	688.31
MW-09	717.15	11/18/2020	ND	28.87	0.00	688.28
MW-09	717.15	11/23/2020	ND	29.82	0.00	687.33
MW-09	717.15	12/07/2020	ND	28.62	0.00	688.53
MW-09	717.15	12/21/2020	ND	28.62	0.00	688.53
MW-09	717.15	12/26/2020	ND	28.62	0.00	688.53
MW-09	717.15	01/10/2021	ND	28.54	0.00	688.61
MW-09	717.15	01/19/2021	ND	28.55	0.00	688.60
MW-09	717.15	01/25/2021	ND	28.46	0.00	688.69
MW-09	717.15	02/01/2021	ND	28.44	0.00	688.71
MW-09	717.15	02/08/2021	ND	28.64	0.00	688.51
MW-09	717.15	02/16/2021	ND	28.40	0.00	688.75
MW-09	717.15	02/22/2021	ND	28.28	0.00	688.87
MW-09	717.15	03/04/2021	ND	28.12	0.00	689.03
MW-09	717.15	03/08/2021	ND	28.20	0.00	688.95
MW-09	717.15	03/15/2021	ND	28.07	0.00	689.08
MW-09	717.15	03/22/2021	ND	27.97	0.00	689.18
MW-09	717.15	04/01/2021	ND	27.84	0.00	689.31
MW-09	717.15	04/12/2021	ND	27.56	0.00	689.59
MW-09	717.15	04/19/2021	ND	27.53	0.00	689.62
MW-09	717.15	04/29/2021	ND	27.49	0.00	689.66
MW-09	717.15	05/03/2021	ND	27.42	0.00	689.73
MW-09	717.15	05/10/2021	ND	27.56	0.00	689.59
MW-09	717.15	05/18/2021	ND	27.62	0.00	689.53
MW-09	717.15	05/26/2021	ND	27.69	0.00	689.46
MW-09	717.15	05/31/2021	ND	27.87	0.00	689.28
MW-09	717.15	06/07/2021	ND	27.98	0.00	689.17
MW-09	717.15	06/14/2021	ND	28.06	0.00	689.09
MW-09	717.15	06/21/2021	ND	28.23	0.00	688.92
MW-09	717.15	07/01/2021	ND	28.41	0.00	688.74
MW-09	717.15	07/06/2021	ND	28.62	0.00	688.53
MW-09	717.15	07/14/2021	ND	28.78	0.00	688.37
MW-09	717.15	07/28/2021	ND	29.23	0.00	687.92
MW-09	717.15	08/02/2021	ND	29.50	0.00	687.65
MW-09	717.15	08/16/2021	ND	29.91	0.00	687.24
MW-09	717.15	08/26/2021	ND	30.19	0.00	686.96

Table 3
Summary of Monitoring Well Gauging Data

Colonial Pipeline Company
2020-L1-SR2448
Huntersville, North Carolina

Well ID	Top Of Casing Elevation[1]	Date	Depth to Free Product (ft btoc)	Depth to Groundwater (ft btoc)	Free Product Thickness (ft)	Groundwater Elevation[2] (ft btoc)
MW-09	717.15	08/30/2021	ND	30.30	0.00	686.85
MW-09	717.15	09/14/2021	ND	30.81	0.00	686.34
MW-09	717.15	09/23/2021	ND	31.10	0.00	686.05
MW-09	717.15	10/06/2021	ND	31.53	0.00	685.62
MW-09	717.15	10/12/2021	ND	31.76	0.00	685.39
MW-09	717.15	10/18/2021	ND	31.92	0.00	685.23
MW-09	717.15	10/27/2021	ND	32.10	0.00	685.05
MW-09	717.15	11/01/2021	ND	32.23	0.00	684.92
MW-09	717.15	11/15/2021	ND	32.62	0.00	684.53
MW-09	717.15	11/22/2021	ND	32.73	0.00	684.42
MW-09	717.15	11/30/2021	ND	33.00	0.00	684.15
MW-09	717.15	12/06/2021	ND	33.10	0.00	684.05
MW-09	717.15	12/13/2021	ND	33.37	0.00	683.78
MW-09	717.15	12/20/2021	ND	32.61	0.00	684.54
MW-09	717.15	12/28/2021	ND	33.68	0.00	683.47
MW-09	717.15	01/04/2022	ND	34.00	0.00	683.15
MW-09	717.15	01/10/2022	ND	34.33	0.00	682.82
MW-09	717.15	01/27/2022	ND	34.57	0.00	682.58
MW-09	717.15	01/31/2022	ND	34.70	0.00	682.45
MW-09	717.15	02/09/2022	ND	35.01	0.00	682.14
MW-09	717.15	02/14/2022	ND	35.22	0.00	681.93
MW-10						
MW-10	721.52	09/01/2020	Dry	Dry	Dry	Dry
MW-10	721.52	09/03/2020	Dry	Dry	Dry	Dry
MW-10	721.52	09/05/2020	Dry	Dry	Dry	Dry
MW-10	722.91	09/14/2020	Dry	Dry	Dry	Dry
MW-10	722.91	09/18/2020	Dry	Dry	Dry	Dry
MW-10	722.91	09/28/2020	Dry	Dry	Dry	Dry
MW-10	722.91	10/03/2020	Dry	Dry	Dry	Dry
MW-10	722.91	10/04/2020	Dry	Dry	Dry	Dry
MW-10	722.91	10/05/2020	Dry	Dry	Dry	Dry
MW-10	722.91	10/26/2020	Dry	Dry	Dry	Dry
MW-10	722.91	11/09/2020	Dry	Dry	Dry	Dry
MW-10	722.91	11/18/2020	Dry	Dry	Dry	Dry
MW-10	722.91	11/23/2020	Dry	Dry	Dry	Dry
MW-10	722.91	12/07/2020	Dry	Dry	Dry	Dry
MW-10	722.91	12/21/2020	Dry	Dry	Dry	Dry
MW-10	722.91	12/26/2020	Dry	Dry	Dry	Dry
MW-10	722.91	01/10/2021	Dry	Dry	Dry	Dry
MW-10	722.91	01/19/2021	Dry	Dry	Dry	Dry
MW-10	722.91	01/25/2021	Dry	Dry	Dry	Dry
MW-10	722.91	02/01/2021	Dry	Dry	Dry	Dry
MW-10	722.91	02/08/2021	Dry	Dry	Dry	Dry
MW-10	722.91	02/16/2021	Dry	Dry	Dry	Dry
MW-10	722.91	02/22/2021	Dry	Dry	Dry	Dry

Table 3
Summary of Monitoring Well Gauging Data

Colonial Pipeline Company
2020-L1-SR2448
Huntersville, North Carolina

Well ID	Top Of Casing Elevation[1]	Date	Depth to Free Product (ft btoc)	Depth to Groundwater (ft btoc)	Free Product Thickness (ft)	Groundwater Elevation[2] (ft btoc)
MW-10	722.91	03/04/2021	Dry	Dry	Dry	Dry
MW-10	722.91	03/08/2021	Dry	Dry	Dry	Dry
MW-10	722.91	03/15/2021	Dry	Dry	Dry	Dry
MW-10	722.91	03/22/2021	Dry	Dry	Dry	Dry
MW-10	722.91	04/01/2021	Dry	Dry	Dry	Dry
MW-10	722.91	04/12/2021	Dry	Dry	Dry	Dry
MW-10	722.91	04/19/2021	Dry	Dry	Dry	Dry
MW-10	722.91	04/29/2021	Dry	Dry	Dry	Dry
MW-10	722.91	05/03/2021	Dry	Dry	Dry	Dry
MW-10	722.91	05/10/2021	Dry	Dry	Dry	Dry
MW-10	722.91	05/18/2021	Dry	Dry	Dry	Dry
MW-10	722.91	05/26/2021	Dry	Dry	Dry	Dry
MW-10	722.91	05/31/2021	Dry	Dry	Dry	Dry
MW-10	722.91	06/07/2021	Dry	Dry	Dry	Dry
MW-10	722.91	06/14/2021	Dry	Dry	Dry	Dry
MW-10	722.91	06/21/2021	Dry	Dry	Dry	Dry
MW-10	722.91	07/01/2021	Dry	Dry	Dry	Dry
MW-10	722.91	07/06/2021	Dry	Dry	Dry	Dry
MW-10	722.91	07/14/2021	Dry	Dry	Dry	Dry
MW-10	722.91	07/28/2021	Dry	Dry	Dry	Dry
MW-10	722.91	08/02/2021	Dry	Dry	Dry	Dry
MW-10	722.91	08/16/2021	Dry	Dry	Dry	Dry
MW-10	722.91	08/26/2021	Dry	Dry	Dry	Dry
MW-10	722.91	08/30/2021	Dry	Dry	Dry	Dry
MW-10	722.91	09/14/2021	Dry	Dry	Dry	Dry
MW-10	722.91	09/23/2021	Dry	Dry	Dry	Dry
MW-10	722.91	10/06/2021	Dry	Dry	Dry	Dry
MW-10	722.91	10/12/2021	Dry	Dry	Dry	Dry
MW-10	722.91	10/18/2021	Dry	Dry	Dry	Dry
MW-10	722.91	10/27/2021	Dry	Dry	Dry	Dry
MW-10	722.91	11/01/2021	Dry	Dry	Dry	Dry
MW-10	722.91	11/15/2021	Dry	Dry	Dry	Dry
MW-10	722.91	11/22/2021	Dry	Dry	Dry	Dry
MW-10	722.91	11/30/2021	Dry	Dry	Dry	Dry
MW-10	722.91	12/06/2021	Dry	Dry	Dry	Dry
MW-10	722.91	12/13/2021	Dry	Dry	Dry	Dry
MW-10	722.91	12/20/2021	Dry	Dry	Dry	Dry
MW-10	722.91	12/28/2021	Dry	Dry	Dry	Dry
MW-10	722.91	01/04/2022	Dry	Dry	Dry	Dry
MW-10	722.91	01/10/2022	Dry	Dry	Dry	Dry
MW-10	722.91	01/27/2022	Dry	Dry	Dry	Dry
MW-10	722.91	01/31/2022	Dry	Dry	Dry	Dry
MW-10	722.91	02/09/2022	Dry	Dry	Dry	Dry
MW-10	722.91	02/14/2022	Dry	Dry	Dry	Dry

Table 3
Summary of Monitoring Well Gauging Data

Colonial Pipeline Company
2020-L1-SR2448
Huntersville, North Carolina

Well ID	Top Of Casing Elevation[1]	Date	Depth to Free Product (ft btoc)	Depth to Groundwater (ft btoc)	Free Product Thickness (ft)	Groundwater Elevation[2] (ft btoc)
MW-11						
MW-11	739.65	09/01/2020	ND	40.90	0.00	698.75
MW-11	739.65	09/03/2020	ND	43.20	0.00	696.45
MW-11	739.65	09/14/2020	ND	45.24	0.00	694.41
MW-11	739.65	09/18/2020	ND	42.00	0.00	697.65
MW-11	739.65	09/28/2020	ND	42.03	0.00	697.62
MW-11	739.65	10/03/2020	ND	42.14	0.00	697.51
MW-11	739.65	10/19/2020	ND	42.24	0.00	697.41
MW-11	739.65	10/26/2020	ND	42.30	0.00	697.35
MW-11	739.65	11/09/2020	42.40	42.41	0.01	697.24
MW-11	739.65	11/18/2020	42.53	42.55	0.02	697.11
MW-11	739.65	11/24/2020	NM	NM	NM	NM
MW-11	739.65	12/07/2020	42.31	42.65	0.34	697.25
MW-11	739.65	12/21/2020	42.06	43.90	1.84	697.09
MW-11	739.65	12/26/2020	41.96	44.51	2.55	697.00
MW-11	739.65	01/10/2021	41.60	41.85	0.25	697.98
MW-11	739.65	01/19/2021	41.40	47.00	5.60	696.75
MW-11	739.65	01/25/2021	41.45	47.72	6.27	696.52
MW-11	739.65	02/01/2021	41.56	47.60	6.04	696.47
MW-11	739.65	02/08/2021	41.66	48.09	6.43	696.27
MW-11	739.65	02/16/2021	41.48	47.57	6.09	696.54
MW-11	739.65	02/22/2021	41.52	47.43	5.91	696.55
MW-11	739.65	03/04/2021	41.51	47.26	5.75	696.60
MW-11	739.65	03/08/2021	41.87	47.66	5.79	696.23
MW-11	739.65	03/11/2021	41.95	47.65	5.70	696.17
MW-11	739.65	03/15/2021	42.09	47.84	5.75	696.02
MW-11	739.65	03/22/2021	42.18	47.68	5.50	696.00
MW-11	735.80	04/01/2021	ND	42.25	0.00	693.55
MW-11	735.80	04/12/2021	ARP	ARP	ARP	ARP
MW-11	735.80	04/19/2021	ARP	ARP	ARP	ARP
MW-11	735.80	04/29/2021	41.97	43.21	1.24	693.50
MW-11	735.80	05/03/2021	ARP	ARP	ARP	ARP
MW-11	735.80	05/10/2021	ARP	ARP	ARP	ARP
MW-11	735.80	05/18/2021	ARP	ARP	ARP	ARP
MW-11	735.80	05/26/2021	42.72	43.62	0.90	692.84
MW-11	735.80	05/31/2021	ARP	ARP	ARP	ARP
MW-11	735.80	06/07/2021	ARP	ARP	ARP	ARP
MW-11	735.80	06/14/2021	ARP	ARP	ARP	ARP
MW-11	735.80	06/21/2021	ARP	ARP	ARP	ARP
MW-11	735.80	07/01/2021	43.54	44.26	0.72	692.07
MW-11	735.80	07/06/2021	ARP	ARP	ARP	ARP
MW-11	735.80	07/14/2021	44.52	44.55	0.03	691.27
MW-11	735.80	07/28/2021	44.18	44.44	0.26	691.55
MW-11	735.80	08/16/2021	ARP	ARP	ARP	ARP
MW-11	735.80	08/26/2021	44.76	44.97	0.21	690.98

Table 3
Summary of Monitoring Well Gauging Data

Colonial Pipeline Company
2020-L1-SR2448
Huntersville, North Carolina

Well ID	Top Of Casing Elevation[1]	Date	Depth to Free Product (ft btoc)	Depth to Groundwater (ft btoc)	Free Product Thickness (ft)	Groundwater Elevation[2] (ft btoc)
MW-11	735.80	08/30/2021	ARP	ARP	ARP	ARP
MW-11	735.80	09/16/2021	45.26	45.50	0.24	690.48
MW-11	735.80	09/23/2021	44.30	45.83	1.53	691.09
MW-11	735.80	10/06/2021	ARP	ARP	ARP	ARP
MW-11	735.80	10/12/2021	ARP	ARP	ARP	ARP
MW-11	735.80	10/18/2021	ARP	ARP	ARP	ARP
MW-11	735.80	10/27/2021	46.09	46.59	0.50	689.58
MW-11	735.80	11/01/2021	ARP	ARP	ARP	ARP
MW-11	735.80	11/30/2021	46.77	47.18	0.41	688.92
MW-11	735.80	12/06/2021	ARP	ARP	ARP	ARP
MW-11	735.80	12/13/2021	ARP	ARP	ARP	ARP
MW-11	735.80	12/20/2021	ARP	ARP	ARP	ARP
MW-11	735.80	12/28/2021	47.42	47.55	0.13	688.35
MW-11	735.80	01/04/2022	ARP	ARP	ARP	ARP
MW-11	735.80	01/10/2022	ARP	ARP	ARP	ARP
MW-11	735.80	01/27/2022	47.73	47.84	0.11	688.04
MW-11	735.80	01/31/2022	ARP	ARP	ARP	ARP
MW-11	735.80	02/09/2022	ARP	ARP	ARP	ARP
MW-11	735.80	02/14/2022	ARP	ARP	ARP	ARP
MW-12						
MW-12	718.27	09/01/2020	ND	30.95	0.00	687.32
MW-12	718.27	09/03/2020	ND	32.18	0.00	686.09
MW-12	718.27	09/05/2020	ND	32.27	0.00	686.00
MW-12	718.27	09/14/2020	ND	33.77	0.00	684.50
MW-12	718.27	09/18/2020	ND	33.78	0.00	684.49
MW-12	718.27	09/28/2020	ND	33.71	0.00	684.56
MW-12	718.27	10/03/2020	ND	33.78	0.00	684.49
MW-12	718.27	10/19/2020	ND	33.63	0.00	684.64
MW-12	718.27	10/26/2020	ND	33.58	0.00	684.69
MW-12	718.27	11/09/2020	ND	33.36	0.00	684.91
MW-12	718.27	11/18/2020	ND	33.36	0.00	684.91
MW-12	718.27	11/23/2020	ND	33.30	0.00	684.97
MW-12	718.27	12/07/2020	ND	32.98	0.00	685.29
MW-12	718.27	12/21/2020	ND	37.82	0.00	680.45
MW-12	718.27	12/26/2020	ND	33.11	0.00	685.16
MW-12	718.27	01/10/2021	ND	32.83	0.00	685.44
MW-12	718.27	01/19/2021	ND	32.82	0.00	685.45
MW-12	718.27	01/25/2021	ND	32.54	0.00	685.73
MW-12	718.27	02/01/2021	ND	32.30	0.00	685.97
MW-12	718.27	02/08/2021	ND	32.73	0.00	685.54
MW-12	718.27	02/16/2021	ND	32.21	0.00	686.06
MW-12	718.27	02/22/2021	ND	32.05	0.00	686.22
MW-12	718.27	03/04/2021	ND	32.07	0.00	686.20
MW-12	718.27	03/08/2021	ND	32.32	0.00	685.95
MW-12	718.27	03/15/2021	ND	32.16	0.00	686.11

Table 3
Summary of Monitoring Well Gauging Data

Colonial Pipeline Company
2020-L1-SR2448
Huntersville, North Carolina

Well ID	Top Of Casing Elevation[1]	Date	Depth to Free Product (ft btoc)	Depth to Groundwater (ft btoc)	Free Product Thickness (ft)	Groundwater Elevation[2] (ft btoc)
MW-12	718.27	03/22/2021	ND	31.98	0.00	686.29
MW-12	718.27	04/01/2021	ND	31.87	0.00	686.40
MW-12	718.27	04/12/2021	Dry	Dry	Dry	Dry
MW-12	718.27	04/19/2021	ND	31.61	0.00	686.66
MW-12	718.27	04/29/2021	ND	31.41	0.00	686.86
MW-12	718.27	05/03/2021	ND	31.38	0.00	686.89
MW-12	718.27	05/10/2021	ND	31.40	0.00	686.87
MW-12	718.27	05/18/2021	ND	31.47	0.00	686.80
MW-12	718.27	05/26/2021	ND	31.44	0.00	686.83
MW-12	718.27	05/31/2021	ND	31.60	0.00	686.67
MW-12	718.27	06/07/2021	ND	31.51	0.00	686.76
MW-12	718.27	06/14/2021	ND	31.56	0.00	686.71
MW-12	718.27	06/21/2021	ND	31.63	0.00	686.64
MW-12	718.27	07/01/2021	ND	31.73	0.00	686.54
MW-12	718.27	07/06/2021	ND	31.91	0.00	686.36
MW-12	718.27	07/14/2021	ND	31.95	0.00	686.32
MW-12	718.27	07/28/2021	ND	32.12	0.00	686.15
MW-12	718.27	08/02/2021	ND	32.25	0.00	686.02
MW-12	718.27	08/16/2021	ND	32.46	0.00	685.81
MW-12	718.27	08/26/2021	ND	32.68	0.00	685.59
MW-12	718.27	08/30/2021	ND	32.67	0.00	685.60
MW-12	718.27	09/14/2021	ND	32.92	0.00	685.35
MW-12	718.27	09/23/2021	ND	33.23	0.00	685.04
MW-12	718.27	10/06/2021	ND	33.47	0.00	684.80
MW-12	718.27	10/12/2021	ND	33.61	0.00	684.66
MW-12	718.27	10/18/2021	ND	33.82	0.00	684.45
MW-12	718.27	10/27/2021	ND	34.03	0.00	684.24
MW-12	718.27	11/01/2021	ND	34.21	0.00	684.06
MW-12	718.27	11/15/2021	ND	34.52	0.00	683.75
MW-12	718.27	11/22/2021	ND	34.56	0.00	683.71
MW-12	718.27	11/30/2021	ND	34.77	0.00	683.50
MW-12	718.27	12/06/2021	ND	34.84	0.00	683.43
MW-12	718.27	12/13/2021	ND	35.11	0.00	683.16
MW-12	718.27	12/20/2021	ND	35.29	0.00	682.98
MW-12	718.27	12/28/2021	ND	35.36	0.00	682.91
MW-12	718.27	01/04/2022	ND	35.57	0.00	682.70
MW-12	718.27	01/10/2022	ND	35.76	0.00	682.51
MW-12	718.27	01/27/2022	ND	36.01	0.00	682.26
MW-12	718.27	01/31/2022	ND	36.15	0.00	682.12
MW-12	718.27	02/09/2022	ND	36.16	0.00	682.11
MW-12	718.27	02/14/2022	ND	36.38	0.00	681.89

Table 3
Summary of Monitoring Well Gauging Data

Colonial Pipeline Company
2020-L1-SR2448
Huntersville, North Carolina

Well ID	Top Of Casing Elevation[1]	Date	Depth to Free Product (ft btoc)	Depth to Groundwater (ft btoc)	Free Product Thickness (ft)	Groundwater Elevation[2] (ft btoc)
MW-13						
MW-13	736.29	09/14/2020	ND	41.77	0.00	694.52
MW-13	736.29	09/18/2020	ND	38.42	0.00	697.87
MW-13	736.29	09/28/2020	ND	38.40	0.00	697.89
MW-13	736.29	10/03/2020	ND	38.51	0.00	697.78
MW-13	736.29	10/19/2020	ND	38.55	0.00	697.74
MW-13	736.29	10/26/2020	ND	38.62	0.00	697.67
MW-13	736.29	11/09/2020	ND	38.72	0.00	697.57
MW-13	736.29	11/18/2020	ND	38.86	0.00	697.43
MW-13	736.29	11/23/2020	ND	38.75	0.00	697.54
MW-13	736.29	12/07/2020	ND	38.72	0.00	697.57
MW-13	736.29	12/21/2020	ND	38.81	0.00	697.48
MW-13	736.29	12/26/2020	ND	38.92	0.00	697.37
MW-13	736.29	01/10/2021	ND	39.07	0.00	697.22
MW-13	736.29	01/19/2021	ND	39.11	0.00	697.18
MW-13	736.29	01/25/2021	ND	39.28	0.00	697.01
MW-13	736.29	02/01/2021	ND	39.30	0.00	696.99
MW-13	736.29	02/08/2021	ND	39.70	0.00	696.59
MW-13	736.29	02/16/2021	ND	39.58	0.00	696.71
MW-13	736.29	02/22/2021	ND	39.56	0.00	696.73
MW-13	732.88	03/04/2021	ND	39.52	0.00	693.36
MW-13	732.88	03/08/2021	ND	39.84	0.00	693.04
MW-13	732.88	03/15/2021	ND	40.19	0.00	692.69
MW-13	732.88	03/22/2021	ND	40.24	0.00	692.64
MW-13	732.88	04/01/2021	ND	39.75	0.00	693.13
MW-13	732.88	04/12/2021	ND	39.46	0.00	693.42
MW-13	732.88	04/19/2021	ND	39.62	0.00	693.26
MW-13	732.88	04/29/2021	ND	39.48	0.00	693.40
MW-13	732.88	05/03/2021	ND	39.44	0.00	693.44
MW-13	732.88	05/10/2021	ND	39.82	0.00	693.06
MW-13	732.88	05/18/2021	ND	40.60	0.00	692.28
MW-13	732.88	05/26/2021	ND	40.34	0.00	692.54
MW-13	732.88	05/31/2021	ND	41.17	0.00	691.71
MW-13	732.88	06/07/2021	ND	41.30	0.00	691.58
MW-13	732.88	06/14/2021	ND	39.46	0.00	693.42
MW-13	732.88	06/21/2021	ND	39.96	0.00	692.92
MW-13	732.88	07/01/2021	ND	41.28	0.00	691.60
MW-13	732.88	07/06/2021	ND	42.27	0.00	690.61
MW-13	732.88	07/14/2021	ND	41.86	0.00	691.02
MW-13	732.88	07/28/2021	ND	42.38	0.00	690.50
MW-13	732.88	08/02/2021	ND	42.75	0.00	690.13
MW-13	732.88	08/16/2021	ND	42.84	0.00	690.04
MW-13	732.88	08/26/2021	ND	42.52	0.00	690.36
MW-13	732.88	08/30/2021	ND	43.15	0.00	689.73
MW-13	732.88	09/14/2021	ND	43.42	0.00	689.46

Table 3
Summary of Monitoring Well Gauging Data

Colonial Pipeline Company
2020-L1-SR2448
Huntersville, North Carolina

Well ID	Top Of Casing Elevation[1]	Date	Depth to Free Product (ft btoc)	Depth to Groundwater (ft btoc)	Free Product Thickness (ft)	Groundwater Elevation[2] (ft btoc)
MW-13	732.88	09/23/2021	ND	43.05	0.00	689.83
MW-13	732.88	10/06/2021	ND	43.85	0.00	689.03
MW-13	732.88	10/12/2021	ND	44.00	0.00	688.88
MW-13	732.88	10/18/2021	ND	44.14	0.00	688.74
MW-13	732.88	10/27/2021	ND	43.77	0.00	689.11
MW-13	732.88	11/01/2021	ND	44.36	0.00	688.52
MW-13	732.88	11/15/2021	ND	44.58	0.00	688.30
MW-13	732.88	11/22/2021	ND	44.70	0.00	688.18
MW-13	732.88	11/30/2021	ND	44.68	0.00	688.20
MW-13	732.88	12/06/2021	ND	44.84	0.00	688.04
MW-13	732.88	12/13/2021	ND	45.02	0.00	687.86
MW-13	732.88	12/20/2021	ND	45.20	0.00	687.68
MW-13	732.88	12/28/2021	ND	44.78	0.00	688.10
MW-13	732.88	01/04/2022	ND	45.65	0.00	687.23
MW-13	732.88	01/10/2022	ND	45.80	0.00	687.08
MW-13	732.88	01/27/2022	ND	45.01	0.00	687.87
MW-13	732.88	01/31/2022	ND	45.54	0.00	687.34
MW-13	732.88	02/09/2022	ND	45.63	0.00	687.25
MW-13	732.88	02/14/2022	ND	46.09	0.00	686.79
MW-14						
MW-14	724.88	09/14/2020	ND	31.21	0.00	693.67
MW-14	724.88	09/18/2020	ND	31.24	0.00	693.64
MW-14	724.88	09/28/2020	ND	31.29	0.00	693.59
MW-14	724.88	10/03/2020	ND	31.28	0.00	693.60
MW-14	724.88	10/05/2020	ND	33.28	0.00	691.60
MW-14	724.88	10/19/2020	ND	31.25	0.00	693.63
MW-14	724.88	10/26/2020	ND	31.27	0.00	693.61
MW-14	724.88	11/09/2020	ND	31.18	0.00	693.70
MW-14	724.88	11/18/2020	ND	31.13	0.00	693.75
MW-14	724.88	11/23/2020	ND	31.01	0.00	693.87
MW-14	724.88	12/07/2020	ND	30.85	0.00	694.03
MW-14	724.88	12/21/2020	ND	30.82	0.00	694.06
MW-14	724.88	12/26/2020	ND	30.89	0.00	693.99
MW-14	724.88	01/10/2021	ND	30.73	0.00	694.15
MW-14	724.88	01/19/2021	ND	30.68	0.00	694.20
MW-14	724.88	01/25/2021	ND	30.49	0.00	694.39
MW-14	724.88	02/01/2021	ND	30.53	0.00	694.35
MW-14	724.88	02/08/2021	ND	30.67	0.00	694.21
MW-14	724.88	02/16/2021	ND	30.55	0.00	694.33
MW-14	724.88	02/22/2021	ND	30.34	0.00	694.54
MW-14	724.88	03/04/2021	ND	30.14	0.00	694.74
MW-14	724.88	03/08/2021	ND	30.18	0.00	694.70
MW-14	724.88	03/15/2021	ND	30.10	0.00	694.78
MW-14	724.88	03/22/2021	ND	30.06	0.00	694.82
MW-14	724.88	04/01/2021	ND	29.84	0.00	695.04

Table 3
Summary of Monitoring Well Gauging Data

Colonial Pipeline Company
2020-L1-SR2448
Huntersville, North Carolina

Well ID	Top Of Casing Elevation[1]	Date	Depth to Free Product (ft btoc)	Depth to Groundwater (ft btoc)	Free Product Thickness (ft)	Groundwater Elevation[2] (ft btoc)
MW-14	724.88	04/12/2021	ND	29.54	0.00	695.34
MW-14	724.88	04/19/2021	ND	29.48	0.00	695.40
MW-14	724.88	04/29/2021	ND	29.50	0.00	695.38
MW-14	724.88	05/03/2021	ND	29.50	0.00	695.38
MW-14	724.88	05/10/2021	ND	29.66	0.00	695.22
MW-14	724.88	05/18/2021	ND	29.97	0.00	694.91
MW-14	724.88	05/26/2021	ND	30.14	0.00	694.74
MW-14	724.88	05/31/2021	ND	30.38	0.00	694.50
MW-14	724.88	06/07/2021	ND	30.49	0.00	694.39
MW-14	724.88	06/14/2021	ND	30.74	0.00	694.14
MW-14	724.88	06/21/2021	ND	30.88	0.00	694.00
MW-14	724.88	07/01/2021	ND	31.11	0.00	693.77
MW-14	724.88	07/06/2021	ND	31.33	0.00	693.55
MW-14	724.88	07/14/2021	ND	31.52	0.00	693.36
MW-14	724.88	07/28/2021	ND	31.73	0.00	693.15
MW-14	724.88	08/02/2021	ND	31.97	0.00	692.91
MW-14	724.88	08/16/2021	ND	32.23	0.00	692.65
MW-14	724.88	08/26/2021	ND	32.36	0.00	692.52
MW-14	724.88	08/30/2021	ND	32.52	0.00	692.36
MW-14	724.88	09/14/2021	ND	32.80	0.00	692.08
MW-14	724.88	09/23/2021	ND	33.22	0.00	691.66
MW-14	724.88	10/06/2021	ND	33.31	0.00	691.57
MW-14	724.88	10/12/2021	ND	33.48	0.00	691.40
MW-14	724.88	10/18/2021	ND	33.69	0.00	691.19
MW-14	724.88	10/27/2021	ND	33.88	0.00	691.00
MW-14	724.88	11/01/2021	ND	34.01	0.00	690.87
MW-14	724.88	11/15/2021	ND	34.33	0.00	690.55
MW-14	724.88	11/22/2021	ND	34.38	0.00	690.50
MW-14	724.88	11/30/2021	ND	34.60	0.00	690.28
MW-14	725.30	12/06/2021	ND	34.36	0.00	690.94
MW-14	725.30	12/13/2021	ND	35.06	0.00	690.24
MW-14	725.30	12/20/2021	ND	36.07	0.00	689.23
MW-14	725.30	12/28/2021	ND	34.97	0.00	690.33
MW-14	725.30	01/04/2022	ND	35.48	0.00	689.82
MW-14	725.30	01/10/2022	ND	35.65	0.00	689.65
MW-14	725.30	01/27/2022	ND	35.68	0.00	689.62
MW-14	725.30	01/31/2022	ND	35.65	0.00	689.65
MW-14	725.30	02/09/2022	ND	35.71	0.00	689.59
MW-14	725.30	02/14/2022	ND	35.94	0.00	689.36

Table 3
Summary of Monitoring Well Gauging Data

Colonial Pipeline Company
2020-L1-SR2448
Huntersville, North Carolina

Well ID	Top Of Casing Elevation[1]	Date	Depth to Free Product (ft btoc)	Depth to Groundwater (ft btoc)	Free Product Thickness (ft)	Groundwater Elevation[2] (ft btoc)
MW-15						
MW-15	725.70	09/03/2020	ND	33.31	0.00	692.39
MW-15	725.70	09/05/2020	ND	33.38	0.00	692.32
MW-15	725.70	09/14/2020	ND	34.79	0.00	690.91
MW-15	725.70	09/18/2020	ND	34.81	0.00	690.89
MW-15	725.70	09/28/2020	ND	34.18	0.00	691.52
MW-15	725.70	10/03/2020	ND	34.89	0.00	690.81
MW-15	725.70	10/19/2020	ND	34.88	0.00	690.82
MW-15	725.70	10/26/2020	ND	34.88	0.00	690.82
MW-15	725.70	11/09/2020	ND	34.84	0.00	690.86
MW-15	725.70	11/18/2020	ND	34.85	0.00	690.85
MW-15	725.70	11/23/2020	ND	34.82	0.00	690.88
MW-15	725.70	12/07/2020	ND	35.72	0.00	689.98
MW-15	725.70	12/21/2020	ND	34.66	0.00	691.04
MW-15	725.70	12/26/2020	ND	34.70	0.00	691.00
MW-15	725.70	01/10/2021	ND	34.61	0.00	691.09
MW-15	725.70	01/19/2021	ND	34.58	0.00	691.12
MW-15	725.70	01/25/2021	ND	34.50	0.00	691.20
MW-15	725.70	02/01/2021	ND	34.50	0.00	691.20
MW-15	725.70	02/08/2021	ND	34.60	0.00	691.10
MW-15	725.70	02/16/2021	ND	34.48	0.00	691.22
MW-15	725.70	02/22/2021	ND	34.43	0.00	691.27
MW-15	725.70	03/04/2021	ND	34.32	0.00	691.38
MW-15	725.70	03/08/2021	ND	34.37	0.00	691.33
MW-15	725.70	03/15/2021	ND	34.27	0.00	691.43
MW-15	725.70	03/22/2021	ND	34.14	0.00	691.56
MW-15	725.70	04/01/2021	ND	34.03	0.00	691.67
MW-15	725.70	04/12/2021	ND	33.77	0.00	691.93
MW-15	725.70	04/19/2021	ND	33.68	0.00	692.02
MW-15	725.70	04/29/2021	ND	33.51	0.00	692.19
MW-15	725.70	05/03/2021	ND	33.46	0.00	692.24
MW-15	725.70	05/10/2021	ND	33.43	0.00	692.27
MW-15	725.70	05/18/2021	ND	33.40	0.00	692.30
MW-15	725.70	05/26/2021	ND	33.37	0.00	692.33
MW-15	725.70	05/31/2021	ND	33.44	0.00	692.26
MW-15	725.70	06/07/2021	ND	33.42	0.00	692.28
MW-15	725.70	06/14/2021	ND	33.49	0.00	692.21
MW-15	725.70	06/21/2021	ND	33.58	0.00	692.12
MW-15	725.70	07/01/2021	ND	33.73	0.00	691.97
MW-15	725.70	07/06/2021	ND	33.85	0.00	691.85
MW-15	725.70	07/14/2021	ND	33.99	0.00	691.71
MW-15	725.70	07/28/2021	ND	34.21	0.00	691.49
MW-15	725.70	08/02/2021	ND	34.34	0.00	691.36
MW-15	725.70	08/16/2021	ND	34.54	0.00	691.16
MW-15	725.70	08/26/2021	ND	34.72	0.00	690.98

Table 3
Summary of Monitoring Well Gauging Data

Colonial Pipeline Company
2020-L1-SR2448
Huntersville, North Carolina

Well ID	Top Of Casing Elevation[1]	Date	Depth to Free Product (ft btoc)	Depth to Groundwater (ft btoc)	Free Product Thickness (ft)	Groundwater Elevation[2] (ft btoc)
MW-15	725.70	08/30/2021	ND	34.75	0.00	690.95
MW-15	725.70	09/14/2021	ND	34.98	0.00	690.72
MW-15	725.70	09/23/2021	ND	35.19	0.00	690.51
MW-15	725.70	10/06/2021	ND	35.40	0.00	690.30
MW-15	725.70	10/12/2021	ND	35.56	0.00	690.14
MW-15	725.70	10/18/2021	ND	35.68	0.00	690.02
MW-15	725.70	10/27/2021	ND	35.85	0.00	689.85
MW-15	725.70	11/01/2021	ND	35.96	0.00	689.74
MW-15	725.70	11/15/2021	ND	36.21	0.00	689.49
MW-15	725.70	11/22/2021	ND	36.31	0.00	689.39
MW-15	725.70	11/30/2021	ND	36.47	0.00	689.23
MW-15	725.70	12/06/2021	ND	36.55	0.00	689.15
MW-15	725.70	12/13/2021	ND	36.78	0.00	688.92
MW-15	725.70	12/20/2021	ND	36.59	0.00	689.11
MW-15	725.70	12/28/2021	ND	37.08	0.00	688.62
MW-15	725.70	01/04/2022	ND	37.26	0.00	688.44
MW-15	725.70	01/10/2022	ND	37.43	0.00	688.27
MW-15	725.70	01/27/2022	ND	37.66	0.00	688.04
MW-15	725.70	01/31/2022	ND	37.76	0.00	687.94
MW-15	725.70	02/09/2022	ND	37.87	0.00	687.83
MW-15	725.70	02/14/2022	ND	38.01	0.00	687.69
MW-16						
MW-16	725.49	09/14/2020	ND	26.02	0.00	699.47
MW-16	725.49	09/18/2020	ND	33.90	0.00	691.59
MW-16	725.49	09/28/2020	ND	33.87	0.00	691.62
MW-16	725.49	10/03/2020	ND	33.91	0.00	691.58
MW-16	725.49	10/19/2020	ND	33.89	0.00	691.60
MW-16	725.49	10/26/2020	ND	33.86	0.00	691.63
MW-16	725.49	11/09/2020	ND	33.85	0.00	691.64
MW-16	725.49	11/18/2020	ND	33.85	0.00	691.64
MW-16	725.49	11/23/2020	ND	34.78	0.00	690.71
MW-16	725.49	12/07/2020	ND	33.42	0.00	692.07
MW-16	725.49	12/21/2020	ND	33.73	0.00	691.76
MW-16	725.49	12/26/2020	ND	33.79	0.00	691.70
MW-16	725.49	01/10/2021	ND	33.73	0.00	691.76
MW-16	725.49	01/19/2021	ND	33.69	0.00	691.80
MW-16	725.49	01/25/2021	ND	33.58	0.00	691.91
MW-16	725.49	02/01/2021	ND	33.63	0.00	691.86
MW-16	725.49	02/08/2021	ND	33.71	0.00	691.78
MW-16	725.49	02/16/2021	ND	33.64	0.00	691.85
MW-16	725.49	02/22/2021	ND	33.57	0.00	691.92
MW-16	725.49	03/04/2021	ND	33.48	0.00	692.01
MW-16	725.49	03/08/2021	ND	33.55	0.00	691.94
MW-16	725.49	03/15/2021	ND	33.50	0.00	691.99
MW-16	725.49	03/22/2021	ND	33.46	0.00	692.03

Table 3
Summary of Monitoring Well Gauging Data

Colonial Pipeline Company
2020-L1-SR2448
Huntersville, North Carolina

Well ID	Top Of Casing Elevation[1]	Date	Depth to Free Product (ft btoc)	Depth to Groundwater (ft btoc)	Free Product Thickness (ft)	Groundwater Elevation[2] (ft btoc)
MW-16	725.49	04/01/2021	ND	33.32	0.00	692.17
MW-16	725.49	04/12/2021	ND	33.16	0.00	692.33
MW-16	725.49	04/19/2021	ND	33.08	0.00	692.41
MW-16	725.49	04/29/2021	ND	32.98	0.00	692.51
MW-16	725.49	05/03/2021	ND	32.95	0.00	692.54
MW-16	725.49	05/10/2021	ND	32.94	0.00	692.55
MW-16	725.49	05/18/2021	ND	32.92	0.00	692.57
MW-16	725.49	05/26/2021	ND	32.90	0.00	692.59
MW-16	725.49	05/31/2021	ND	32.98	0.00	692.51
MW-16	725.49	06/07/2021	ND	32.98	0.00	692.51
MW-16	725.49	06/14/2021	ND	32.98	0.00	692.51
MW-16	725.49	06/21/2021	ND	33.03	0.00	692.46
MW-16	725.49	07/01/2021	ND	33.15	0.00	692.34
MW-16	725.49	07/06/2021	ND	33.24	0.00	692.25
MW-16	725.49	07/14/2021	ND	33.42	0.00	692.07
MW-16	725.49	07/28/2021	ND	33.52	0.00	691.97
MW-16	725.49	08/02/2021	ND	33.65	0.00	691.84
MW-16	725.49	08/16/2021	ND	33.85	0.00	691.64
MW-16	725.49	08/26/2021	ND	33.84	0.00	691.65
MW-16	725.49	08/30/2021	ND	33.91	0.00	691.58
MW-16	725.49	09/14/2021	ND	34.26	0.00	691.23
MW-16	725.49	09/23/2021	ND	34.44	0.00	691.05
MW-16	725.49	10/06/2021	ND	34.65	0.00	690.84
MW-16	725.49	10/12/2021	ND	34.77	0.00	690.72
MW-16	725.49	10/18/2021	ND	34.92	0.00	690.57
MW-16	725.49	10/27/2021	ND	35.12	0.00	690.37
MW-16	725.49	11/01/2021	ND	35.20	0.00	690.29
MW-16	725.49	11/15/2021	ND	35.42	0.00	690.07
MW-16	725.49	11/22/2021	ND	35.45	0.00	690.04
MW-16	725.49	11/30/2021	ND	35.60	0.00	689.89
MW-16	725.49	12/06/2021	ND	35.64	0.00	689.85
MW-16	725.49	12/13/2021	ND	35.79	0.00	689.70
MW-16	725.49	12/20/2021	ND	35.88	0.00	689.61
MW-16	725.49	12/28/2021	ND	35.95	0.00	689.54
MW-16	725.49	01/04/2022	ND	36.10	0.00	689.39
MW-16	725.49	01/10/2022	ND	36.17	0.00	689.32
MW-16	725.49	01/27/2022	ND	36.36	0.00	689.13
MW-16	725.49	01/31/2022	ND	36.39	0.00	689.10
MW-16	725.49	02/09/2022	ND	36.41	0.00	689.08
MW-16	725.49	02/14/2022	ND	36.52	0.00	688.97

Table 3
Summary of Monitoring Well Gauging Data

Colonial Pipeline Company
2020-L1-SR2448
Huntersville, North Carolina

Well ID	Top Of Casing Elevation[1]	Date	Depth to Free Product (ft btoc)	Depth to Groundwater (ft btoc)	Free Product Thickness (ft)	Groundwater Elevation[2] (ft btoc)
MW-17						
MW-17	727.50	09/14/2020	ND	31.32	0.00	696.18
MW-17	727.50	09/18/2020	ND	35.71	0.00	691.79
MW-17	727.50	09/28/2020	ND	35.70	0.00	691.80
MW-17	727.50	10/03/2020	ND	35.75	0.00	691.75
MW-17	727.50	10/19/2020	ND	35.73	0.00	691.77
MW-17	727.50	10/26/2020	ND	35.72	0.00	691.78
MW-17	727.50	10/28/2020	ND	37.72	0.00	689.78
MW-17	727.50	11/09/2020	ND	35.72	0.00	691.78
MW-17	727.50	11/18/2020	ND	35.73	0.00	691.77
MW-17	727.50	11/23/2020	ND	35.68	0.00	691.82
MW-17	727.50	12/07/2020	ND	35.60	0.00	691.90
MW-17	727.50	12/21/2020	ND	35.62	0.00	691.88
MW-17	727.50	12/26/2020	ND	35.70	0.00	691.80
MW-17	727.50	01/10/2021	ND	35.68	0.00	691.82
MW-17	727.50	01/19/2021	ND	35.68	0.00	691.82
MW-17	727.50	01/25/2021	ND	35.56	0.00	691.94
MW-17	727.50	02/01/2021	ND	35.61	0.00	691.89
MW-17	727.50	02/08/2021	ND	35.73	0.00	691.77
MW-17	727.50	02/16/2021	ND	35.66	0.00	691.84
MW-17	727.50	02/22/2021	ND	35.63	0.00	691.87
MW-17	727.50	03/04/2021	ND	35.57	0.00	691.93
MW-17	727.50	03/08/2021	ND	35.63	0.00	691.87
MW-17	727.50	03/15/2021	ND	35.55	0.00	691.95
MW-17	727.50	03/22/2021	ND	35.51	0.00	691.99
MW-17	727.50	04/01/2021	ND	35.41	0.00	692.09
MW-17	727.50	04/12/2021	ND	35.17	0.00	692.33
MW-17	727.50	04/19/2021	ND	35.16	0.00	692.34
MW-17	727.50	04/29/2021	ND	35.08	0.00	692.42
MW-17	727.50	05/03/2021	ND	35.01	0.00	692.49
MW-17	727.50	05/10/2021	ND	34.98	0.00	692.52
MW-17	727.50	05/18/2021	ND	34.98	0.00	692.52
MW-17	727.50	05/26/2021	ND	34.94	0.00	692.56
MW-17	727.50	05/31/2021	ND	35.02	0.00	692.48
MW-17	727.50	06/07/2021	ND	35.00	0.00	692.50
MW-17	727.50	06/14/2021	ND	34.99	0.00	692.51
MW-17	727.50	06/21/2021	ND	35.03	0.00	692.47
MW-17	727.50	07/01/2021	ND	35.12	0.00	692.38
MW-17	727.50	07/06/2021	ND	35.24	0.00	692.26
MW-17	727.50	07/14/2021	ND	35.43	0.00	692.07
MW-17	727.50	07/28/2021	ND	35.53	0.00	691.97
MW-17	727.50	08/02/2021	ND	35.69	0.00	691.81
MW-17	727.50	08/16/2021	ND	35.86	0.00	691.64
MW-17	727.50	08/26/2021	ND	34.94	0.00	692.56
MW-17	727.50	08/30/2021	ND	35.57	0.00	691.93

Table 3
Summary of Monitoring Well Gauging Data

Colonial Pipeline Company
2020-L1-SR2448
Huntersville, North Carolina

Well ID	Top Of Casing Elevation[1]	Date	Depth to Free Product (ft btoc)	Depth to Groundwater (ft btoc)	Free Product Thickness (ft)	Groundwater Elevation[2] (ft btoc)
MW-17	727.50	09/14/2021	ND	36.28	0.00	691.22
MW-17	727.50	09/23/2021	ND	36.46	0.00	691.04
MW-17	727.50	10/06/2021	ND	36.63	0.00	690.87
MW-17	727.50	10/12/2021	ND	36.78	0.00	690.72
MW-17	727.50	10/18/2021	ND	36.93	0.00	690.57
MW-17	727.50	10/27/2021	ND	37.07	0.00	690.43
MW-17	727.50	11/01/2021	ND	37.18	0.00	690.32
MW-17	727.50	11/15/2021	ND	37.41	0.00	690.09
MW-17	727.50	11/22/2021	ND	37.43	0.00	690.07
MW-17	727.50	11/30/2021	ND	37.56	0.00	689.94
MW-17	727.50	12/06/2021	ND	37.62	0.00	689.88
MW-17	727.50	12/13/2021	ND	37.79	0.00	689.71
MW-17	727.50	12/20/2021	ND	37.88	0.00	689.62
MW-17	727.50	12/28/2021	ND	37.94	0.00	689.56
MW-17	727.50	01/04/2022	ND	38.12	0.00	689.38
MW-17	727.50	01/10/2022	ND	38.22	0.00	689.28
MW-17	727.50	01/27/2022	ND	38.40	0.00	689.10
MW-17	727.50	01/31/2022	ND	38.40	0.00	689.10
MW-17	727.50	02/09/2022	ND	38.45	0.00	689.05
MW-17	727.50	02/14/2022	ND	38.56	0.00	688.94
MW-18R						
MW-18	729.75	09/03/2020	ND	36.67	0.00	693.08
MW-18	729.75	09/14/2020	ND	39.78	0.00	689.97
MW-18	729.75	09/18/2020	ND	39.75	0.00	690.00
MW-18	729.75	09/28/2020	ND	39.71	0.00	690.04
MW-18	729.75	10/03/2020	ND	39.79	0.00	689.96
MW-18	729.75	10/19/2020	ND	39.88	0.00	689.87
MW-18	729.75	10/26/2020	ND	39.93	0.00	689.82
MW-18	729.75	11/09/2020	ND	40.04	0.00	689.71
MW-18	729.75	11/18/2020	ND	40.15	0.00	689.60
MW-18	729.75	11/23/2020	ND	40.17	0.00	689.58
MW-18	729.75	12/07/2020	ND	40.11	0.00	689.64
MW-18	729.75	12/21/2020	40.13	40.88	0.75	689.42
MW-18	729.75	12/26/2020	39.85	41.95	2.10	689.34
MW-18	729.75	01/10/2021	39.89	45.56	5.67	688.34
MW-18	729.75	01/19/2021	39.24	45.50	6.26	688.83
MW-18	729.75	01/25/2021	39.35	45.57	6.22	688.74
MW-18	729.75	02/01/2021	39.30	45.80	6.50	688.71
MW-18	729.75	02/08/2021	39.57	46.40	6.83	688.35
MW-18	729.75	02/16/2021	39.27	46.48	7.21	688.55
MW-18	729.75	02/22/2021	39.16	46.44	7.28	688.64
MW-18	729.75	03/04/2021	ND	39.21	0.00	690.54
MW-18	729.75	03/08/2021	ARP	ARP	ARP	ARP
MW-18	729.75	03/15/2021	ARP	ARP	ARP	ARP
MW-18	729.75	03/22/2021	ARP	ARP	ARP	ARP

Table 3
Summary of Monitoring Well Gauging Data

Colonial Pipeline Company
2020-L1-SR2448
Huntersville, North Carolina

Well ID	Top Of Casing Elevation[1]	Date	Depth to Free Product (ft btoc)	Depth to Groundwater (ft btoc)	Free Product Thickness (ft)	Groundwater Elevation[2] (ft btoc)
MW-18	728.17	04/01/2021	39.51	39.64	0.13	688.63
MW-18	728.17	04/12/2021	ARP	ARP	ARP	ARP
MW-18	728.17	04/19/2021	ARP	ARP	ARP	ARP
MW-18	728.17	04/29/2021	39.03	40.55	1.52	688.73
MW-18	728.17	05/03/2021	ARP	ARP	ARP	ARP
MW-18	728.17	05/10/2021	ARP	ARP	ARP	ARP
MW-18	728.17	05/18/2021	ARP	ARP	ARP	ARP
MW-18	728.17	05/26/2021	39.24	40.63	1.39	688.56
MW-18	728.17	05/31/2021	ARP	ARP	ARP	ARP
MW-18	728.17	06/07/2021	ARP	ARP	ARP	ARP
MW-18	728.17	06/14/2021	ARP	ARP	ARP	ARP
MW-18	728.17	06/21/2021	ARP	ARP	ARP	ARP
MW-18	728.17	07/01/2021	39.54	41.06	1.52	688.22
MW-18	728.17	07/06/2021	ARP	ARP	ARP	ARP
MW-18	728.17	07/14/2021	39.62	41.18	1.56	688.13
MW-18	728.17	07/28/2021	40.18	41.59	1.41	687.61
MW-18	728.17	08/16/2021	ARP	ARP	ARP	ARP
MW-18	728.17	08/26/2021	40.90	42.45	1.55	686.86
MW-18	728.17	08/30/2021	ARP	ARP	ARP	ARP
MW-18	728.17	09/16/2021	41.53	43.07	1.54	686.23
MW-18R	728.17	09/23/2021	41.73	43.18	1.45	686.05
MW-18R	728.17	10/06/2021	ARP	ARP	ARP	ARP
MW-18R	728.17	10/12/2021	ARP	ARP	ARP	ARP
MW-18R	728.17	10/18/2021	ARP	ARP	ARP	ARP
MW-18R	728.17	10/27/2021	42.35	44.05	1.70	685.37
MW-18R	728.17	11/01/2021	ARP	ARP	ARP	ARP
MW-18R	728.17	11/30/2021	ND	45.64	0.00	682.53
MW-18R	728.17	12/06/2021	ARP	ARP	ARP	ARP
MW-18R	728.17	12/13/2021	ARP	ARP	ARP	ARP
MW-18R	728.17	12/20/2021	ARP	ARP	ARP	ARP
MW-18R	728.17	12/28/2021	43.54	48.65	5.11	683.26
MW-18R	728.17	01/04/2022	ARP	ARP	ARP	ARP
MW-18R	728.17	01/10/2022	ARP	ARP	ARP	ARP
MW-18R	728.17	01/27/2022	44.50	49.00	4.50	682.47
MW-18R	728.17	01/31/2022	ARP	ARP	ARP	ARP
MW-18R	728.17	02/09/2022	ARP	ARP	ARP	ARP
MW-18R	728.17	02/14/2022	ARP	ARP	ARP	ARP
MW-19						
MW-19	726.29	09/14/2020	ND	13.45	0.00	712.84
MW-19	726.29	09/18/2020	ND	31.25	0.00	695.04
MW-19	726.29	09/28/2020	ND	31.27	0.00	695.02
MW-19	726.29	10/03/2020	ND	31.28	0.00	695.01
MW-19	726.29	10/05/2020	ND	33.28	0.00	693.01
MW-19	726.29	10/19/2020	ND	31.26	0.00	695.03
MW-19	726.29	10/26/2020	ND	31.28	0.00	695.01

Table 3
Summary of Monitoring Well Gauging Data

Colonial Pipeline Company
2020-L1-SR2448
Huntersville, North Carolina

Well ID	Top Of Casing Elevation[1]	Date	Depth to Free Product (ft btoc)	Depth to Groundwater (ft btoc)	Free Product Thickness (ft)	Groundwater Elevation[2] (ft btoc)
MW-19	726.29	11/09/2020	ND	31.30	0.00	694.99
MW-19	726.29	11/18/2020	ND	31.35	0.00	694.94
MW-19	726.29	11/23/2020	ND	31.28	0.00	695.01
MW-19	726.29	12/07/2020	ND	31.23	0.00	695.06
MW-19	726.29	12/21/2020	ND	31.30	0.00	694.99
MW-19	726.29	12/26/2020	ND	31.35	0.00	694.94
MW-19	726.29	01/10/2021	ND	31.28	0.00	695.01
MW-19	726.29	01/19/2021	ND	31.26	0.00	695.03
MW-19	726.29	01/25/2021	ND	41.09	0.00	685.20
MW-19	726.29	02/01/2021	ND	31.14	0.00	695.15
MW-19	726.29	02/08/2021	ND	31.22	0.00	695.07
MW-19	726.29	02/16/2021	ND	31.11	0.00	695.18
MW-19	726.29	02/22/2021	ND	30.92	0.00	695.37
MW-19	726.29	03/04/2021	ND	30.58	0.00	695.71
MW-19	726.29	03/08/2021	ND	30.56	0.00	695.73
MW-19	726.29	03/15/2021	ND	30.44	0.00	695.85
MW-19	726.29	03/22/2021	ND	30.42	0.00	695.87
MW-19	726.29	04/01/2021	ND	30.17	0.00	696.12
MW-19	726.29	04/12/2021	ND	29.83	0.00	696.46
MW-19	726.29	04/19/2021	ND	29.86	0.00	696.43
MW-19	726.29	04/29/2021	ND	30.02	0.00	696.27
MW-19	726.29	05/03/2021	ND	30.05	0.00	696.24
MW-19	726.29	05/10/2021	ND	30.22	0.00	696.07
MW-19	726.29	05/18/2021	ND	30.37	0.00	695.92
MW-19	726.29	05/26/2021	ND	30.42	0.00	695.87
MW-19	726.29	05/31/2021	ND	30.55	0.00	695.74
MW-19	726.29	06/07/2021	ND	30.56	0.00	695.73
MW-19	726.29	06/14/2021	ND	30.52	0.00	695.77
MW-19	726.29	06/21/2021	ND	30.72	0.00	695.57
MW-19	726.29	07/01/2021	ND	30.78	0.00	695.51
MW-19	726.29	07/06/2021	ND	30.84	0.00	695.45
MW-19	726.29	07/14/2021	ND	30.94	0.00	695.35
MW-19	726.29	07/28/2021	ND	30.87	0.00	695.42
MW-19	726.29	08/02/2021	ND	30.95	0.00	695.34
MW-19	726.29	08/16/2021	ND	31.03	0.00	695.26
MW-19	726.29	08/26/2021	ND	31.07	0.00	695.22
MW-19	726.29	08/30/2021	ND	31.03	0.00	695.26
MW-19	726.29	09/14/2021	ND	31.20	0.00	695.09
MW-19	726.29	09/23/2021	ND	31.40	0.00	694.89
MW-19	726.29	10/06/2021	ND	31.54	0.00	694.75
MW-19	726.29	10/12/2021	ND	31.66	0.00	694.63
MW-19	726.29	10/18/2021	ND	31.76	0.00	694.53
MW-19	726.29	10/27/2021	ND	31.87	0.00	694.42
MW-19	726.29	11/01/2021	ND	32.00	0.00	694.29
MW-19	726.29	11/15/2021	ND	32.22	0.00	694.07

Table 3
Summary of Monitoring Well Gauging Data

Colonial Pipeline Company
2020-L1-SR2448
Huntersville, North Carolina

Well ID	Top Of Casing Elevation[1]	Date	Depth to Free Product (ft btoc)	Depth to Groundwater (ft btoc)	Free Product Thickness (ft)	Groundwater Elevation[2] (ft btoc)
MW-19	726.29	11/22/2021	ND	32.25	0.00	694.04
MW-19	726.29	11/30/2021	ND	32.42	0.00	693.87
MW-19	726.29	12/06/2021	ND	32.48	0.00	693.81
MW-19	726.29	12/13/2021	ND	32.68	0.00	693.61
MW-19	726.29	12/20/2021	ND	32.80	0.00	693.49
MW-19	726.29	12/28/2021	ND	32.86	0.00	693.43
MW-19	726.29	01/04/2022	ND	38.08	0.00	688.21
MW-19	726.29	01/10/2022	ND	33.17	0.00	693.12
MW-19	726.29	01/27/2022	ND	33.25	0.00	693.04
MW-19	726.29	01/31/2022	ND	33.26	0.00	693.03
MW-19	726.29	02/09/2022	ND	33.29	0.00	693.00
MW-19	726.29	02/14/2022	ND	33.36	0.00	692.93
MW-20						
MW-20	729.69	09/03/2020	ND	41.44	0.00	688.25
MW-20	729.69	09/14/2020	ND	42.25	0.00	687.44
MW-20	729.69	09/18/2020	ND	40.21	0.00	689.48
MW-20	729.69	09/28/2020	ND	42.17	0.00	687.52
MW-20	729.69	10/03/2020	ND	42.12	0.00	687.57
MW-20	729.69	10/19/2020	ND	42.16	0.00	687.53
MW-20	729.69	10/21/2020	ND	44.16	0.00	685.53
MW-20	729.69	10/26/2020	ND	42.15	0.00	687.54
MW-20	729.69	11/09/2020	ND	42.14	0.00	687.55
MW-20	729.69	11/18/2020	ND	42.29	0.00	687.40
MW-20	729.69	11/23/2020	ND	42.22	0.00	687.47
MW-20	729.69	12/07/2020	ND	42.15	0.00	687.54
MW-20	729.69	12/21/2020	ND	42.26	0.00	687.43
MW-20	729.69	12/26/2020	ND	42.31	0.00	687.38
MW-20	729.69	01/10/2021	ND	42.46	0.00	687.23
MW-20	729.69	01/19/2021	ND	42.54	0.00	687.15
MW-20	729.69	01/25/2021	ND	42.56	0.00	687.13
MW-20	729.69	02/01/2021	ND	42.58	0.00	687.11
MW-20	729.69	02/08/2021	ND	42.84	0.00	686.85
MW-20	729.69	02/16/2021	ND	42.69	0.00	687.00
MW-20	729.69	02/22/2021	ND	42.68	0.00	687.01
MW-20	729.69	03/04/2021	ND	42.62	0.00	687.07
MW-20	729.69	03/08/2021	ND	42.69	0.00	687.00
MW-20	729.69	03/15/2021	ND	42.60	0.00	687.09
MW-20	729.69	03/22/2021	ND	42.55	0.00	687.14
MW-20	729.69	04/01/2021	ND	42.49	0.00	687.20
MW-20	729.69	04/12/2021	ND	42.32	0.00	687.37
MW-20	729.69	04/19/2021	ND	42.31	0.00	687.38
MW-20	729.69	04/29/2021	ND	42.19	0.00	687.50
MW-20	729.69	05/03/2021	ND	42.12	0.00	687.57
MW-20	729.69	05/10/2021	ND	42.11	0.00	687.58
MW-20	729.69	05/18/2021	ND	42.10	0.00	687.59

Table 3
Summary of Monitoring Well Gauging Data

Colonial Pipeline Company
2020-L1-SR2448
Huntersville, North Carolina

Well ID	Top Of Casing Elevation[1]	Date	Depth to Free Product (ft btoc)	Depth to Groundwater (ft btoc)	Free Product Thickness (ft)	Groundwater Elevation[2] (ft btoc)
MW-20	729.69	05/26/2021	ND	42.13	0.00	687.56
MW-20	729.69	05/31/2021	ND	42.16	0.00	687.53
MW-20	729.69	06/07/2021	ND	42.22	0.00	687.47
MW-20	729.69	06/14/2021	ND	42.22	0.00	687.47
MW-20	729.69	06/21/2021	ND	42.30	0.00	687.39
MW-20	729.69	07/01/2021	ND	42.43	0.00	687.26
MW-20	729.69	07/06/2021	ND	42.50	0.00	687.19
MW-20	729.69	07/14/2021	ND	42.56	0.00	687.13
MW-20	729.69	07/28/2021	ND	42.86	0.00	686.83
MW-20	729.69	08/02/2021	ND	43.09	0.00	686.60
MW-20	729.69	08/16/2021	ND	43.39	0.00	686.30
MW-20	729.69	08/26/2021	ND	43.60	0.00	686.09
MW-20	729.69	08/30/2021	ND	43.64	0.00	686.05
MW-20	729.69	09/14/2021	ND	44.10	0.00	685.59
MW-20	729.69	09/23/2021	ND	44.34	0.00	685.35
MW-20	729.69	10/06/2021	ND	44.58	0.00	685.11
MW-20	729.69	10/12/2021	ND	44.77	0.00	684.92
MW-20	729.69	10/18/2021	ND	44.95	0.00	684.74
MW-20	729.69	10/27/2021	ND	45.11	0.00	684.58
MW-20	729.69	11/01/2021	ND	45.27	0.00	684.42
MW-20	729.69	11/15/2021	ND	45.73	0.00	683.96
MW-20	729.69	11/22/2021	ND	45.98	0.00	683.71
MW-20	729.69	11/30/2021	ND	46.25	0.00	683.44
MW-20	729.69	12/06/2021	ND	46.43	0.00	683.26
MW-20	729.69	12/13/2021	ND	46.69	0.00	683.00
MW-20	729.69	12/20/2021	ND	46.91	0.00	682.78
MW-20	729.69	12/28/2021	ND	47.01	0.00	682.68
MW-20	729.69	01/04/2022	ND	47.33	0.00	682.36
MW-20	729.69	01/10/2022	ND	47.55	0.00	682.14
MW-20	729.69	01/27/2022	ND	47.76	0.00	681.93
MW-20	729.69	01/31/2022	ND	47.82	0.00	681.87
MW-20	729.69	02/09/2022	ND	48.02	0.00	681.67
MW-20	729.69	02/14/2022	ND	48.20	0.00	681.49
MW-21						
MW-21	724.97	09/14/2020	ND	24.99	0.00	699.98
MW-21	724.97	09/18/2020	ND	30.79	0.00	694.18
MW-21	724.97	09/28/2020	ND	30.73	0.00	694.24
MW-21	724.97	10/03/2020	ND	30.81	0.00	694.16
MW-21	724.97	10/19/2020	ND	30.76	0.00	694.21
MW-21	724.97	10/26/2020	ND	30.74	0.00	694.23
MW-21	724.97	11/09/2020	ND	30.78	0.00	694.19
MW-21	724.97	11/18/2020	ND	30.81	0.00	694.16
MW-21	724.97	11/23/2020	ND	30.76	0.00	694.21
MW-21	724.97	12/07/2020	ND	30.71	0.00	694.26
MW-21	724.97	12/21/2020	ND	30.80	0.00	694.17

Table 3
Summary of Monitoring Well Gauging Data

Colonial Pipeline Company
2020-L1-SR2448
Huntersville, North Carolina

Well ID	Top Of Casing Elevation[1]	Date	Depth to Free Product (ft btoc)	Depth to Groundwater (ft btoc)	Free Product Thickness (ft)	Groundwater Elevation[2] (ft btoc)
MW-21	724.97	12/26/2020	ND	30.87	0.00	694.10
MW-21	724.97	01/10/2021	ND	30.92	0.00	694.05
MW-21	724.97	01/19/2021	ND	30.90	0.00	694.07
MW-21	724.97	01/25/2021	ND	30.73	0.00	694.24
MW-21	724.97	02/01/2021	ND	30.78	0.00	694.19
MW-21	724.97	02/08/2021	ND	30.93	0.00	694.04
MW-21	724.97	02/16/2021	ND	30.84	0.00	694.13
MW-21	724.97	02/22/2021	ND	30.82	0.00	694.15
MW-21	724.97	03/04/2021	ND	30.80	0.00	694.17
MW-21	724.97	03/08/2021	ND	30.91	0.00	694.06
MW-21	724.97	03/15/2021	ND	30.81	0.00	694.16
MW-21	724.97	03/22/2021	ND	30.78	0.00	694.19
MW-21	724.97	04/01/2021	ND	30.71	0.00	694.26
MW-21	724.97	04/12/2021	ND	30.56	0.00	694.41
MW-21	724.97	04/19/2021	ND	30.48	0.00	694.49
MW-21	724.97	04/29/2021	ND	30.41	0.00	694.56
MW-21	724.97	05/03/2021	ND	30.38	0.00	694.59
MW-21	724.97	05/10/2021	ND	30.39	0.00	694.58
MW-21	724.97	05/18/2021	ND	30.46	0.00	694.51
MW-21	724.97	05/26/2021	ND	30.42	0.00	694.55
MW-21	724.97	05/31/2021	ND	30.52	0.00	694.45
MW-21	724.97	06/07/2021	ND	30.45	0.00	694.52
MW-21	724.97	06/14/2021	ND	31.50	0.00	693.47
MW-21	724.97	06/21/2021	ND	30.51	0.00	694.46
MW-21	724.97	07/01/2021	ND	30.60	0.00	694.37
MW-21	724.97	07/06/2021	ND	30.66	0.00	694.31
MW-21	724.97	07/14/2021	ND	30.77	0.00	694.20
MW-21	724.97	07/28/2021	ND	30.76	0.00	694.21
MW-21	724.97	08/02/2021	ND	30.87	0.00	694.10
MW-21	724.97	08/16/2021	ND	30.92	0.00	694.05
MW-21	724.97	08/26/2021	ND	36.40	0.00	688.57
MW-21	724.97	08/30/2021	ND	30.69	0.00	694.28
MW-21	724.97	09/14/2021	ND	31.15	0.00	693.82
MW-21	724.97	09/23/2021	ND	31.23	0.00	693.74
MW-21	724.97	10/06/2021	ND	31.36	0.00	693.61
MW-21	724.97	10/12/2021	ND	31.47	0.00	693.50
MW-21	724.97	10/18/2021	ND	31.59	0.00	693.38
MW-21	724.97	10/27/2021	ND	31.72	0.00	693.25
MW-21	724.97	11/01/2021	ND	31.84	0.00	693.13
MW-21	724.97	11/15/2021	ND	32.05	0.00	692.92
MW-21	724.97	11/22/2021	ND	32.02	0.00	692.95
MW-21	724.97	11/30/2021	ND	32.23	0.00	692.74
MW-21	724.97	12/06/2021	ND	32.28	0.00	692.69
MW-21	724.97	12/13/2021	ND	32.47	0.00	692.50
MW-21	724.97	12/20/2021	ND	32.59	0.00	692.38

Table 3
Summary of Monitoring Well Gauging Data

Colonial Pipeline Company
2020-L1-SR2448
Huntersville, North Carolina

Well ID	Top Of Casing Elevation[1]	Date	Depth to Free Product (ft btoc)	Depth to Groundwater (ft btoc)	Free Product Thickness (ft)	Groundwater Elevation[2] (ft btoc)
MW-21	724.97	12/28/2021	ND	32.64	0.00	692.33
MW-21	724.97	01/04/2022	ND	32.85	0.00	692.12
MW-21	724.97	01/10/2022	ND	32.93	0.00	692.04
MW-21	724.97	01/27/2022	ND	33.08	0.00	691.89
MW-21	724.97	01/31/2022	ND	33.10	0.00	691.87
MW-21	724.97	02/09/2022	ND	33.10	0.00	691.87
MW-21	724.97	02/14/2022	ND	33.26	0.00	691.71
MW-22R						
MW-22	721.89	01/10/2021	ARP	ARP	ARP	ARP
MW-22	721.89	09/14/2020	ND	34.88	0.00	687.01
MW-22	721.89	09/18/2020	ND	34.82	0.00	687.07
MW-22	721.89	09/28/2020	ND	34.77	0.00	687.12
MW-22	721.89	10/03/2020	ND	34.88	0.00	687.01
MW-22	721.89	10/19/2020	ND	35.02	0.00	686.87
MW-22	721.89	10/26/2020	ND	35.12	0.00	686.77
MW-22	721.89	11/09/2020	ND	34.80	0.00	687.09
MW-22	721.89	11/18/2020	ND	34.98	0.00	686.91
MW-22	721.89	11/23/2020	ND	34.90	0.00	686.99
MW-22	721.89	12/07/2020	34.71	36.79	2.08	686.63
MW-22	721.89	12/21/2020	ARP	ARP	ARP	ARP
MW-22	721.89	12/26/2020	35.85	37.54	1.69	685.59
MW-22	721.89	01/19/2021	ARP	ARP	ARP	ARP
MW-22	721.89	01/25/2021	ARP	ARP	ARP	ARP
MW-22	721.89	02/01/2021	Dry	Dry	Dry	Dry
MW-22	721.89	02/08/2021	ARP	ARP	ARP	ARP
MW-22	721.89	02/16/2021	ARP	ARP	ARP	ARP
MW-22	721.89	02/22/2021	ARP	ARP	ARP	ARP
MW-22	721.89	03/04/2021	37.06	37.59	0.53	684.69
MW-22	721.89	03/08/2021	ARP	ARP	ARP	ARP
MW-22	721.89	03/15/2021	ARP	ARP	ARP	ARP
MW-22	721.89	03/22/2021	ARP	ARP	ARP	ARP
MW-22	721.89	04/01/2021	37.22	37.25	0.03	684.66
MW-22	721.89	04/12/2021	ARP	ARP	ARP	ARP
MW-22	721.89	04/19/2021	ARP	ARP	ARP	ARP
MW-22	721.89	04/29/2021	37.22	37.48	0.26	684.60
MW-22	721.89	05/03/2021	ARP	ARP	ARP	ARP
MW-22	721.89	05/10/2021	ARP	ARP	ARP	ARP
MW-22	721.89	05/18/2021	ARP	ARP	ARP	ARP
MW-22	721.89	05/26/2021	Dry	Dry	Dry	Dry
MW-22	721.89	05/31/2021	ARP	ARP	ARP	ARP
MW-22	721.89	06/07/2021	ARP	ARP	ARP	ARP
MW-22	721.89	06/14/2021	ARP	ARP	ARP	ARP
MW-22	721.89	06/21/2021	ARP	ARP	ARP	ARP
MW-22	721.89	07/01/2021	Dry	Dry	Dry	Dry
MW-22	721.89	07/06/2021	ARP	ARP	ARP	ARP

Table 3
Summary of Monitoring Well Gauging Data

Colonial Pipeline Company
2020-L1-SR2448
Huntersville, North Carolina

Well ID	Top Of Casing Elevation[1]	Date	Depth to Free Product (ft btoc)	Depth to Groundwater (ft btoc)	Free Product Thickness (ft)	Groundwater Elevation[2] (ft btoc)
MW-22	721.89	07/14/2021	Dry	Dry	Dry	Dry
MW-22	721.89	07/28/2021	37.25	37.34	0.09	684.62
MW-22	721.89	08/16/2021	Dry	Dry	Dry	Dry
MW-22	721.89	08/26/2021	Dry	Dry	Dry	Dry
MW-22	721.89	08/30/2021	Dry	Dry	Dry	Dry
MW-22	721.89	09/14/2021	39.60	39.65	0.05	682.28
MW-22	721.89	09/16/2021	39.03	39.38	0.35	682.77
MW-22R	720.81	09/23/2021	39.03	40.51	1.48	681.38
MW-22R	720.81	10/06/2021	ARP	ARP	ARP	ARP
MW-22R	720.81	10/12/2021	ARP	ARP	ARP	ARP
MW-22R	720.81	10/18/2021	ARP	ARP	ARP	ARP
MW-22R	720.81	10/27/2021	40.96	41.09	0.13	679.82
MW-22R	720.81	11/01/2021	ARP	ARP	ARP	ARP
MW-22R	720.81	11/30/2021	ND	43.50	0.00	677.31
MW-22R	720.81	12/06/2021	ARP	ARP	ARP	ARP
MW-22R	720.81	12/13/2021	ARP	ARP	ARP	ARP
MW-22R	720.81	12/20/2021	ARP	ARP	ARP	ARP
MW-22R	720.81	12/28/2021	44.22	44.53	0.31	676.51
MW-22R	720.81	01/04/2022	ARP	ARP	ARP	ARP
MW-22R	720.81	01/10/2022	ARP	ARP	ARP	ARP
MW-22R	720.81	01/27/2022	44.59	44.95	0.36	676.12
MW-22R	720.81	01/31/2022	ARP	ARP	ARP	ARP
MW-22R	720.81	02/09/2022	ARP	ARP	ARP	ARP
MW-22R	720.81	02/14/2022	ARP	ARP	ARP	ARP
MW-23						
MW-23	724.32	09/14/2020	ND	30.06	0.00	694.26
MW-23	724.32	09/18/2020	ND	30.38	0.00	693.94
MW-23	724.32	09/28/2020	ND	29.82	0.00	694.50
MW-23	723.81	10/03/2020	ND	29.86	0.00	693.95
MW-23	723.81	10/19/2020	ND	29.81	0.00	694.00
MW-23	723.81	10/26/2020	ND	29.78	0.00	694.03
MW-23	723.81	11/09/2020	ND	29.79	0.00	694.02
MW-23	723.81	11/18/2020	ND	29.82	0.00	693.99
MW-23	723.81	11/23/2020	ND	30.79	0.00	693.02
MW-23	723.81	12/07/2020	ND	29.73	0.00	694.08
MW-23	723.81	12/21/2020	ND	29.79	0.00	694.02
MW-23	723.81	12/26/2020	ND	28.10	0.00	695.71
MW-23	723.81	01/10/2021	ND	29.88	0.00	693.93
MW-23	723.81	01/19/2021	ND	29.57	0.00	694.24
MW-23	723.81	01/25/2021	ND	29.74	0.00	694.07
MW-23	723.81	02/01/2021	ND	29.76	0.00	694.05
MW-23	723.81	02/08/2021	ND	29.89	0.00	693.92
MW-23	723.81	02/16/2021	ND	29.80	0.00	694.01
MW-23	723.81	02/22/2021	ND	29.75	0.00	694.06
MW-23	723.74	03/04/2021	ND	29.74	0.00	694.00

Table 3
Summary of Monitoring Well Gauging Data

Colonial Pipeline Company
2020-L1-SR2448
Huntersville, North Carolina

Well ID	Top Of Casing Elevation[1]	Date	Depth to Free Product (ft btoc)	Depth to Groundwater (ft btoc)	Free Product Thickness (ft)	Groundwater Elevation[2] (ft btoc)
MW-23	723.74	03/08/2021	ND	29.83	0.00	693.91
MW-23	723.74	03/15/2021	ND	29.74	0.00	694.00
MW-23	723.74	03/22/2021	ND	29.71	0.00	694.03
MW-23	723.74	04/01/2021	ND	29.65	0.00	694.09
MW-23	723.74	04/12/2021	ND	29.51	0.00	694.23
MW-23	723.74	04/19/2021	ND	29.30	0.00	694.44
MW-23	723.74	04/29/2021	ND	29.36	0.00	694.38
MW-23	723.74	05/03/2021	ND	29.34	0.00	694.40
MW-23	723.74	05/10/2021	ND	29.34	0.00	694.40
MW-23	723.74	05/18/2021	ND	29.41	0.00	694.33
MW-23	723.74	05/26/2021	ND	29.36	0.00	694.38
MW-23	723.74	05/31/2021	ND	29.45	0.00	694.29
MW-23	723.74	06/07/2021	ND	29.44	0.00	694.30
MW-23	723.74	06/14/2021	ND	29.40	0.00	694.34
MW-23	723.74	06/21/2021	ND	29.43	0.00	694.31
MW-23	723.74	07/01/2021	ND	29.56	0.00	694.18
MW-23	723.74	07/06/2021	ND	29.59	0.00	694.15
MW-23	723.74	07/14/2021	ND	29.67	0.00	694.07
MW-23	723.74	07/28/2021	ND	29.65	0.00	694.09
MW-23	723.74	08/02/2021	ND	29.77	0.00	693.97
MW-23	723.74	08/16/2021	ND	29.80	0.00	693.94
MW-23	723.74	08/26/2021	ND	28.51	0.00	695.23
MW-23	723.74	08/30/2021	ND	29.23	0.00	694.51
MW-23	723.74	09/14/2021	ND	30.01	0.00	693.73
MW-23	723.74	09/23/2021	ND	30.14	0.00	693.60
MW-23	723.74	10/06/2021	ND	30.26	0.00	693.48
MW-23	723.74	10/12/2021	ND	30.39	0.00	693.35
MW-23	723.74	10/18/2021	ND	30.52	0.00	693.22
MW-23	723.74	10/27/2021	ND	31.64	0.00	692.10
MW-23	723.74	11/01/2021	ND	30.76	0.00	692.98
MW-23	723.74	11/15/2021	ND	31.00	0.00	692.74
MW-23	723.74	11/22/2021	ND	31.00	0.00	692.74
MW-23	723.74	11/30/2021	ND	31.19	0.00	692.55
MW-23	723.74	12/06/2021	ND	31.19	0.00	692.55
MW-23	723.74	12/13/2021	ND	31.43	0.00	692.31
MW-23	723.74	12/20/2021	ND	31.53	0.00	692.21
MW-23	723.74	12/28/2021	ND	31.17	0.00	692.57
MW-23	723.74	01/04/2022	ND	31.78	0.00	691.96
MW-23	723.74	01/10/2022	ND	31.86	0.00	691.88
MW-23	723.74	01/27/2022	ND	31.99	0.00	691.75
MW-23	723.74	01/31/2022	ND	32.02	0.00	691.72
MW-23	723.74	02/09/2022	ND	32.02	0.00	691.72
MW-23	723.74	02/14/2022	ND	32.12	0.00	691.62

Table 3
Summary of Monitoring Well Gauging Data

Colonial Pipeline Company
2020-L1-SR2448
Huntersville, North Carolina

Well ID	Top Of Casing Elevation[1]	Date	Depth to Free Product (ft btoc)	Depth to Groundwater (ft btoc)	Free Product Thickness (ft)	Groundwater Elevation[2] (ft btoc)
MW-24						
MW-24	737.63	09/14/2020	44.36	46.69	2.33	692.65
MW-24	737.63	09/18/2020	43.71	48.36	4.65	692.67
MW-24	737.63	09/28/2020	41.54	54.21	12.67	692.70
MW-24	737.63	10/03/2020	41.54	55.61	14.07	692.32
MW-24	737.63	10/19/2020	41.72	55.25	13.53	692.29
MW-24	737.63	10/26/2020	41.26	55.45	14.19	692.57
MW-24	737.63	11/09/2020	42.63	52.83	10.20	692.27
MW-24	737.63	11/18/2020	ARP	ARP	ARP	ARP
MW-24	737.63	11/23/2020	ARP	ARP	ARP	ARP
MW-24	737.63	12/07/2020	ARP	ARP	ARP	ARP
MW-24	737.63	12/21/2020	ARP	ARP	ARP	ARP
MW-24	737.63	12/26/2020	43.01	56.43	13.42	691.03
MW-24	737.63	01/10/2021	ARP	ARP	ARP	ARP
MW-24	737.63	01/19/2021	ARP	ARP	ARP	ARP
MW-24	737.63	01/25/2021	ARP	ARP	ARP	ARP
MW-24	737.63	02/01/2021	43.68	56.60	12.92	690.49
MW-24	737.63	02/08/2021	ARP	ARP	ARP	ARP
MW-24	737.63	02/16/2021	ARP	ARP	ARP	ARP
MW-24	737.63	02/22/2021	ARP	ARP	ARP	ARP
MW-24	737.63	03/04/2021	44.03	55.90	11.87	690.42
MW-24	737.63	03/08/2021	ARP	ARP	ARP	ARP
MW-24	737.63	03/15/2021	ARP	ARP	ARP	ARP
MW-24	737.63	03/22/2021	ARP	ARP	ARP	ARP
MW-24	737.63	04/01/2021	44.91	54.37	9.46	690.19
MW-24	737.63	04/12/2021	ARP	ARP	ARP	ARP
MW-24	737.63	04/19/2021	ARP	ARP	ARP	ARP
MW-24	737.63	04/29/2021	44.92	54.26	9.34	690.21
MW-24	737.63	05/03/2021	ARP	ARP	ARP	ARP
MW-24	737.63	05/10/2021	ARP	ARP	ARP	ARP
MW-24	737.63	05/18/2021	ARP	ARP	ARP	ARP
MW-24	737.63	05/26/2021	45.19	53.94	8.75	690.10
MW-24	737.63	05/31/2021	ARP	ARP	ARP	ARP
MW-24	737.63	06/07/2021	ARP	ARP	ARP	ARP
MW-24	737.63	06/14/2021	ARP	ARP	ARP	ARP
MW-24	737.63	06/21/2021	ARP	ARP	ARP	ARP
MW-24	737.63	07/01/2021	45.11	55.71	10.60	689.68
MW-24	737.63	07/06/2021	ARP	ARP	ARP	ARP
MW-24	737.63	07/14/2021	45.85	53.75	7.90	689.67
MW-24	737.63	07/28/2021	46.21	53.56	7.35	689.45
MW-24	737.63	08/16/2021	ARP	ARP	ARP	ARP
MW-24	737.63	08/26/2021	46.84	53.99	7.15	688.88
MW-24	737.63	08/30/2021	ARP	ARP	ARP	ARP
MW-24	737.63	09/16/2021	48.35	52.82	4.47	688.08
MW-24	737.63	09/23/2021	48.56	52.76	4.20	687.95

Table 3
Summary of Monitoring Well Gauging Data

Colonial Pipeline Company
2020-L1-SR2448
Huntersville, North Carolina

Well ID	Top Of Casing Elevation[1]	Date	Depth to Free Product (ft btoc)	Depth to Groundwater (ft btoc)	Free Product Thickness (ft)	Groundwater Elevation[2] (ft btoc)
MW-24	737.63	10/06/2021	ARP	ARP	ARP	ARP
MW-24	737.63	10/12/2021	ARP	ARP	ARP	ARP
MW-24	737.63	10/18/2021	ARP	ARP	ARP	ARP
MW-24	737.63	10/27/2021	48.12	56.76	8.64	687.20
MW-24	737.63	11/01/2021	ARP	ARP	ARP	ARP
MW-24	737.63	11/30/2021	49.99	53.80	3.81	686.62
MW-24	737.63	12/06/2021	ARP	ARP	ARP	ARP
MW-24	737.63	12/13/2021	ARP	ARP	ARP	ARP
MW-24	737.63	12/20/2021	ARP	ARP	ARP	ARP
MW-24	737.63	12/28/2021	51.67	53.69	2.02	685.42
MW-24	737.63	01/04/2022	ARP	ARP	ARP	ARP
MW-24	737.63	01/10/2022	ARP	ARP	ARP	ARP
MW-24	737.63	01/27/2022	51.94	53.93	1.99	685.16
MW-24	737.63	01/31/2022	ARP	ARP	ARP	ARP
MW-24	737.63	02/09/2022	ARP	ARP	ARP	ARP
MW-24	737.63	02/14/2022	ARP	ARP	ARP	ARP
MW-25R						
MW-25	734.04	09/14/2020	ND	43.52	0.00	690.52
MW-25	734.04	09/18/2020	ND	43.48	0.00	690.56
MW-25	734.04	09/28/2020	ND	43.40	0.00	690.64
MW-25	734.04	10/03/2020	ND	43.49	0.00	690.55
MW-25	734.04	10/19/2020	ND	43.54	0.00	690.50
MW-25	734.04	10/21/2020	ND	45.54	0.00	688.50
MW-25	734.04	10/26/2020	ND	43.57	0.00	690.47
MW-25	734.04	11/09/2020	ND	43.61	0.00	690.43
MW-25	734.04	11/18/2020	ND	43.69	0.00	690.35
MW-25	734.04	11/23/2020	ND	44.71	0.00	689.33
MW-25	734.04	12/07/2020	ND	43.66	0.00	690.38
MW-25	734.04	12/21/2020	ND	43.85	0.00	690.19
MW-25	734.04	12/26/2020	ND	43.92	0.00	690.12
MW-25	734.04	01/10/2021	ND	44.16	0.00	689.88
MW-25	734.04	01/19/2021	ND	44.25	0.00	689.79
MW-25	734.04	01/25/2021	ND	44.29	0.00	689.75
MW-25	734.04	02/01/2021	ND	44.39	0.00	689.65
MW-25	734.04	02/08/2021	ND	44.66	0.00	689.38
MW-25	734.04	02/16/2021	ND	44.49	0.00	689.55
MW-25	734.04	02/22/2021	ND	44.39	0.00	689.65
MW-25	734.04	03/04/2021	ND	44.42	0.00	689.62
MW-25	734.04	03/08/2021	ND	44.57	0.00	689.47
MW-25	734.04	03/15/2021	ND	44.54	0.00	689.50
MW-25	734.04	03/22/2021	ND	44.53	0.00	689.51
MW-25	734.04	04/01/2021	ND	44.51	0.00	689.53
MW-25	734.04	04/12/2021	ND	44.43	0.00	689.61
MW-25	734.04	04/19/2021	ND	44.41	0.00	689.63
MW-25	734.04	04/29/2021	ND	44.40	0.00	689.64

Table 3
Summary of Monitoring Well Gauging Data

Colonial Pipeline Company
2020-L1-SR2448
Huntersville, North Carolina

Well ID	Top Of Casing Elevation[1]	Date	Depth to Free Product (ft btoc)	Depth to Groundwater (ft btoc)	Free Product Thickness (ft)	Groundwater Elevation[2] (ft btoc)
MW-25	734.04	05/03/2021	ND	44.37	0.00	689.67
MW-25	734.04	05/10/2021	ND	44.45	0.00	689.59
MW-25	734.04	05/18/2021	ND	44.56	0.00	689.48
MW-25	734.04	05/26/2021	ND	44.54	0.00	689.50
MW-25	734.04	05/31/2021	ND	44.66	0.00	689.38
MW-25	734.04	06/07/2021	ND	44.73	0.00	689.31
MW-25	734.04	06/14/2021	ND	44.77	0.00	689.27
MW-25	734.04	06/21/2021	ND	44.83	0.00	689.21
MW-25	734.04	07/01/2021	ND	44.80	0.00	689.24
MW-25	734.04	07/06/2021	ND	44.97	0.00	689.07
MW-25	734.04	07/14/2021	ND	44.92	0.00	689.12
MW-25	734.04	07/28/2021	ND	45.47	0.00	688.57
MW-25	734.04	08/02/2021	ND	45.76	0.00	688.28
MW-25	734.04	08/16/2021	ND	46.02	0.00	688.02
MW-25	734.04	08/26/2021	ND	46.04	0.00	688.00
MW-25	734.04	08/30/2021	ND	46.22	0.00	687.82
MW-25	734.04	09/14/2021	ND	46.68	0.00	687.36
MW-25	734.04	09/23/2021	ND	46.77	0.00	687.27
MW-25	734.04	10/06/2021	ND	47.02	0.00	687.02
MW-25	734.04	10/12/2021	ND	47.19	0.00	686.85
MW-25	734.04	10/18/2021	ND	47.27	0.00	686.77
MW-25	734.04	10/27/2021	ND	47.40	0.00	686.64
MW-25	734.04	11/01/2021	ND	47.58	0.00	686.46
MW-25	734.04	11/15/2021	ND	48.03	0.00	686.01
MW-25	734.04	11/22/2021	ND	48.25	0.00	685.79
MW-25	734.04	11/30/2021	ND	48.49	0.00	685.55
MW-25	734.02	12/06/2021	ND	48.60	0.00	685.42
MW-25	734.02	12/13/2021	ND	48.90	0.00	685.12
MW-25	734.02	12/20/2021	ND	49.09	0.00	684.93
MW-25	734.02	12/28/2021	ND	49.14	0.00	684.88
MW-25	734.02	01/04/2022	ND	49.45	0.00	684.57
MW-25	734.02	01/10/2022	49.60	49.98	0.38	684.32
MW-25	734.02	01/27/2022	49.52	50.46	0.94	684.25
MW-25	734.02	01/31/2022	49.67	50.44	0.77	684.14
MW-25R	734.02	02/09/2022	NM	NM	NM	NM
MW-25R	734.02	02/14/2022	ND	49.29	0.00	684.73
MW-26R						
MW-26	717.71	09/14/2020	31.19	33.25	2.06	685.97
MW-26	717.71	09/18/2020	30.70	34.61	3.91	685.96
MW-26	717.71	09/28/2020	29.56	37.80	8.24	685.95
MW-26	717.71	10/03/2020	29.40	38.75	9.35	685.81
MW-26	717.71	10/19/2020	28.91	39.92	11.01	685.85
MW-26	717.71	10/21/2020	28.91	39.92	11.01	685.85
MW-26	717.71	10/26/2020	28.84	39.89	11.05	685.91
MW-26	717.71	11/09/2020	28.85	40.03	11.18	685.87

Table 3
Summary of Monitoring Well Gauging Data

Colonial Pipeline Company
2020-L1-SR2448
Huntersville, North Carolina

Well ID	Top Of Casing Elevation[1]	Date	Depth to Free Product (ft btoc)	Depth to Groundwater (ft btoc)	Free Product Thickness (ft)	Groundwater Elevation[2] (ft btoc)
MW-26	717.71	11/18/2020	ARP	ARP	ARP	ARP
MW-26	717.71	11/23/2020	42.57	54.00	11.43	672.08
MW-26	717.71	12/07/2020	ARP	ARP	ARP	ARP
MW-26	717.71	12/21/2020	ARP	ARP	ARP	ARP
MW-26	717.71	12/26/2020	ARP	ARP	ARP	ARP
MW-26	717.71	01/10/2021	Dry	Dry	Dry	Dry
MW-26	717.71	01/19/2021	Dry	Dry	Dry	Dry
MW-26	717.71	01/25/2021	Dry	Dry	Dry	Dry
MW-26	717.71	02/01/2021	Dry	Dry	Dry	Dry
MW-26	717.71	02/08/2021	Dry	Dry	Dry	Dry
MW-26	717.71	02/16/2021	NM	NM	NM	NM
MW-26	717.71	02/22/2021	NM	NM	NM	NM
MW-26	717.71	03/04/2021	NM	NM	NM	NM
MW-26	717.71	03/08/2021	NM	NM	NM	NM
MW-26	717.71	03/15/2021	NM	NM	NM	NM
MW-26	717.71	03/22/2021	NM	NM	NM	NM
MW-26	717.71	04/01/2021	NM	NM	NM	NM
MW-26	717.71	04/12/2021	NM	NM	NM	NM
MW-26	717.71	04/19/2021	NM	NM	NM	NM
MW-26	717.71	04/29/2021	NM	NM	NM	NM
MW-26	717.71	05/03/2021	NM	NM	NM	NM
MW-26	717.71	05/10/2021	NM	NM	NM	NM
MW-26	717.71	05/18/2021	NM	NM	NM	NM
MW-26	717.71	05/26/2021	NM	NM	NM	NM
MW-26	717.71	05/31/2021	NM	NM	NM	NM
MW-26	717.71	06/07/2021	NM	NM	NM	NM
MW-26	717.71	06/14/2021	NM	NM	NM	NM
MW-26	717.71	06/21/2021	NM	NM	NM	NM
MW-26	717.71	07/01/2021	NM	NM	NM	NM
MW-26	717.71	07/06/2021	NM	NM	NM	NM
MW-26	717.71	07/14/2021	NM	NM	NM	NM
MW-26	718.71	07/28/2021	NM	NM	NM	NM
MW-26	718.71	08/02/2021	NM	NM	NM	NM
MW-26	718.71	08/16/2021	NM	NM	NM	NM
MW-26	718.71	08/26/2021	NM	NM	NM	NM
MW-26	718.71	08/30/2021	NM	NM	NM	NM
MW-26R	717.71	09/16/2021	35.87	39.43	3.56	680.89
MW-26R	717.71	09/23/2021	36.75	39.33	2.58	680.27
MW-26R	717.71	10/06/2021	ARP	ARP	ARP	ARP
MW-26R	717.71	10/12/2021	ARP	ARP	ARP	ARP
MW-26R	717.71	10/18/2021	ARP	ARP	ARP	ARP
MW-26R	717.71	10/27/2021	38.56	39.52	0.96	678.89
MW-26R	717.71	11/01/2021	ARP	ARP	ARP	ARP
MW-26R	717.71	11/30/2021	41.69	42.76	1.07	675.73

Table 3
Summary of Monitoring Well Gauging Data

Colonial Pipeline Company
2020-L1-SR2448
Huntersville, North Carolina

Well ID	Top Of Casing Elevation[1]	Date	Depth to Free Product (ft btoc)	Depth to Groundwater (ft btoc)	Free Product Thickness (ft)	Groundwater Elevation[2] (ft btoc)
MW-26R	717.71	12/06/2021	ARP	ARP	ARP	ARP
MW-26R	717.71	12/13/2021	ARP	ARP	ARP	ARP
MW-26R	717.71	12/20/2021	ARP	ARP	ARP	ARP
MW-26R	717.71	12/28/2021	41.93	43.63	1.70	675.33
MW-26R	717.71	01/04/2022	ARP	ARP	ARP	ARP
MW-26R	717.71	01/10/2022	ARP	ARP	ARP	ARP
MW-26R	717.71	01/27/2022	42.68	43.93	1.25	674.70
MW-26R	717.71	01/31/2022	ARP	ARP	ARP	ARP
MW-26R	717.71	02/09/2022	ARP	ARP	ARP	ARP
MW-26R	717.71	02/14/2022	ARP	ARP	ARP	ARP
MW-27						
MW-27	716.19	09/14/2020	ND	33.27	0.00	682.92
MW-27	716.19	09/18/2020	ND	33.24	0.00	682.95
MW-27	716.19	09/28/2020	ND	33.18	0.00	683.01
MW-27	716.19	10/03/2020	ND	33.23	0.00	682.96
MW-27	716.19	10/19/2020	ND	33.24	0.00	682.95
MW-27	716.19	10/26/2020	ND	33.23	0.00	682.96
MW-27	716.19	11/09/2020	ND	33.21	0.00	682.98
MW-27	716.19	11/18/2020	ND	33.25	0.00	682.94
MW-27	716.19	11/23/2020	ND	33.19	0.00	683.00
MW-27	716.19	12/07/2020	ND	33.02	0.00	683.17
MW-27	716.19	12/21/2020	ND	33.15	0.00	683.04
MW-27	716.19	12/26/2020	ND	33.14	0.00	683.05
MW-27	716.19	01/10/2021	ND	33.25	0.00	682.94
MW-27	716.19	01/19/2021	ND	33.80	0.00	682.39
MW-27	716.19	01/25/2021	ND	34.01	0.00	682.18
MW-27	716.19	02/01/2021	ND	34.08	0.00	682.11
MW-27	716.19	02/08/2021	ND	34.29	0.00	681.90
MW-27	716.19	02/16/2021	ND	33.92	0.00	682.27
MW-27	716.19	02/22/2021	ND	33.62	0.00	682.57
MW-27	716.19	03/04/2021	ND	33.92	0.00	682.27
MW-27	716.19	03/08/2021	ND	33.53	0.00	682.66
MW-27	716.19	03/15/2021	ND	33.50	0.00	682.69
MW-27	716.19	03/22/2021	ND	33.49	0.00	682.70
MW-27	716.19	04/01/2021	ND	33.24	0.00	682.95
MW-27	716.19	04/12/2021	ND	33.29	0.00	682.90
MW-27	716.19	04/19/2021	ND	33.45	0.00	682.74
MW-27	716.19	04/29/2021	ND	33.43	0.00	682.76
MW-27	716.19	05/03/2021	ND	33.39	0.00	682.80
MW-27	716.19	05/10/2021	ND	32.52	0.00	683.67
MW-27	716.19	05/18/2021	ND	33.50	0.00	682.69
MW-27	716.19	05/26/2021	ND	33.58	0.00	682.61
MW-27	716.19	05/31/2021	ND	33.79	0.00	682.40
MW-27	716.19	06/07/2021	ND	34.00	0.00	682.19

Table 3
Summary of Monitoring Well Gauging Data

Colonial Pipeline Company
2020-L1-SR2448
Huntersville, North Carolina

Well ID	Top Of Casing Elevation[1]	Date	Depth to Free Product (ft btoc)	Depth to Groundwater (ft btoc)	Free Product Thickness (ft)	Groundwater Elevation[2] (ft btoc)
MW-27	716.19	06/14/2021	ND	34.08	0.00	682.11
MW-27	716.19	06/21/2021	ND	34.19	0.00	682.00
MW-27	716.19	07/01/2021	ND	34.35	0.00	681.84
MW-27	716.19	07/06/2021	ND	34.54	0.00	681.65
MW-27	716.19	07/14/2021	ND	34.56	0.00	681.63
MW-27	716.19	07/28/2021	ND	35.06	0.00	681.13
MW-27	716.19	08/02/2021	ND	35.33	0.00	680.86
MW-27	716.19	08/16/2021	ND	35.86	0.00	680.33
MW-27	716.19	08/26/2021	ND	36.30	0.00	679.89
MW-27	716.19	08/30/2021	ND	36.60	0.00	679.59
MW-27	716.19	09/14/2021	ND	37.38	0.00	678.81
MW-27	716.19	09/23/2021	ND	37.69	0.00	678.50
MW-27	716.19	10/06/2021	ND	38.50	0.00	677.69
MW-27	716.19	10/12/2021	ND	38.83	0.00	677.36
MW-27	716.19	10/18/2021	ND	39.09	0.00	677.10
MW-27	716.19	10/27/2021	ND	39.20	0.00	676.99
MW-27	716.19	11/01/2021	ND	39.43	0.00	676.76
MW-27	716.19	11/15/2021	ND	40.56	0.00	675.63
MW-27	716.19	11/22/2021	ND	41.56	0.00	674.63
MW-27	716.19	11/30/2021	ND	41.43	0.00	674.76
MW-27	716.19	12/06/2021	ND	41.74	0.00	674.45
MW-27	716.19	12/13/2021	ND	42.03	0.00	674.16
MW-27	716.19	12/20/2021	ND	42.31	0.00	673.88
MW-27	716.19	12/28/2021	ND	42.01	0.00	674.18
MW-27	716.19	01/04/2022	ND	42.60	0.00	673.59
MW-27	716.19	01/10/2022	ND	42.93	0.00	673.26
MW-27	716.19	01/27/2022	ND	42.64	0.00	673.55
MW-27	716.19	01/31/2022	ND	42.64	0.00	673.55
MW-27	716.19	02/09/2022	ND	42.99	0.00	673.20
MW-27	716.19	02/14/2022	ND	43.28	0.00	672.91
MW-28						
MW-28	720.45	09/14/2020	ND	29.37	0.00	691.08
MW-28	720.45	09/18/2020	ND	29.34	0.00	691.11
MW-28	720.45	09/28/2020	ND	29.32	0.00	691.13
MW-28	720.45	10/03/2020	ND	29.36	0.00	691.09
MW-28	720.45	10/19/2020	ND	29.33	0.00	691.12
MW-28	720.45	10/26/2020	ND	29.29	0.00	691.16
MW-28	720.45	11/09/2020	ND	29.25	0.00	691.20
MW-28	720.45	11/18/2020	ND	29.22	0.00	691.23
MW-28	720.45	11/23/2020	ND	29.19	0.00	691.26
MW-28	720.45	12/07/2020	ND	29.09	0.00	691.36
MW-28	720.45	12/21/2020	ND	29.03	0.00	691.42
MW-28	720.45	12/26/2020	ND	29.09	0.00	691.36
MW-28	720.45	01/10/2021	ND	29.02	0.00	691.43
MW-28	720.45	01/19/2021	ND	28.90	0.00	691.55

Table 3
Summary of Monitoring Well Gauging Data

Colonial Pipeline Company
2020-L1-SR2448
Huntersville, North Carolina

Well ID	Top Of Casing Elevation[1]	Date	Depth to Free Product (ft btoc)	Depth to Groundwater (ft btoc)	Free Product Thickness (ft)	Groundwater Elevation[2] (ft btoc)
MW-28	720.45	01/25/2021	ND	28.84	0.00	691.61
MW-28	720.45	02/01/2021	ND	28.85	0.00	691.60
MW-28	720.45	02/08/2021	ND	28.91	0.00	691.54
MW-28	720.45	02/16/2021	ND	28.82	0.00	691.63
MW-28	720.45	02/22/2021	ND	28.76	0.00	691.69
MW-28	720.45	03/04/2021	ND	28.66	0.00	691.79
MW-28	720.45	03/08/2021	ND	28.70	0.00	691.75
MW-28	720.45	03/15/2021	ND	28.59	0.00	691.86
MW-28	720.45	03/22/2021	ND	28.51	0.00	691.94
MW-28	720.45	04/01/2021	ND	28.36	0.00	692.09
MW-28	720.45	04/12/2021	ND	28.18	0.00	692.27
MW-28	720.45	04/19/2021	ND	28.08	0.00	692.37
MW-28	720.45	04/29/2021	ND	27.97	0.00	692.48
MW-28	720.45	05/03/2021	ND	27.89	0.00	692.56
MW-28	720.45	05/10/2021	ND	27.87	0.00	692.58
MW-28	720.45	05/18/2021	ND	27.28	0.00	693.17
MW-28	720.45	05/26/2021	ND	27.87	0.00	692.58
MW-28	720.45	05/31/2021	ND	27.97	0.00	692.48
MW-28	720.45	06/07/2021	ND	27.97	0.00	692.48
MW-28	720.45	06/14/2021	ND	27.97	0.00	692.48
MW-28	720.45	06/21/2021	ND	26.07	0.00	694.38
MW-28	720.45	07/01/2021	ND	28.20	0.00	692.25
MW-28	720.45	07/06/2021	ND	28.29	0.00	692.16
MW-28	720.45	07/14/2021	ND	28.46	0.00	691.99
MW-28	720.45	07/28/2021	ND	28.56	0.00	691.89
MW-28	720.45	08/02/2021	ND	28.68	0.00	691.77
MW-28	720.45	08/16/2021	ND	28.89	0.00	691.56
MW-28	720.45	08/26/2021	ND	29.04	0.00	691.41
MW-28	720.45	08/30/2021	ND	29.05	0.00	691.40
MW-28	720.45	09/14/2021	ND	29.34	0.00	691.11
MW-28	720.45	09/23/2021	ND	29.51	0.00	690.94
MW-28	720.45	10/06/2021	ND	29.74	0.00	690.71
MW-28	720.45	10/12/2021	ND	29.88	0.00	690.57
MW-28	720.45	10/18/2021	ND	30.02	0.00	690.43
MW-28	720.45	10/27/2021	ND	30.18	0.00	690.27
MW-28	720.45	11/01/2021	ND	30.29	0.00	690.16
MW-28	720.45	11/15/2021	ND	30.53	0.00	689.92
MW-28	720.45	11/22/2021	ND	30.58	0.00	689.87
MW-28	720.45	11/30/2021	ND	30.74	0.00	689.71
MW-28	720.45	12/06/2021	ND	30.74	0.00	689.71
MW-28	720.45	12/13/2021	ND	30.93	0.00	689.52
MW-28	720.45	12/20/2021	ND	31.02	0.00	689.43
MW-28	720.45	12/28/2021	ND	31.04	0.00	689.41
MW-28	720.45	01/04/2022	ND	31.19	0.00	689.26
MW-28	720.45	01/10/2022	ND	31.30	0.00	689.15

Table 3
Summary of Monitoring Well Gauging Data

Colonial Pipeline Company
2020-L1-SR2448
Huntersville, North Carolina

Well ID	Top Of Casing Elevation[1]	Date	Depth to Free Product (ft btoc)	Depth to Groundwater (ft btoc)	Free Product Thickness (ft)	Groundwater Elevation[2] (ft btoc)
MW-28	720.45	01/27/2022	ND	31.44	0.00	689.01
MW-28	720.45	01/31/2022	ND	31.42	0.00	689.03
MW-28	720.45	02/09/2022	ND	31.49	0.00	688.96
MW-28	720.45	02/14/2022	ND	31.59	0.00	688.86
MW-29						
MW-29	718.73	09/14/2020	ND	29.71	0.00	689.02
MW-29	718.73	09/18/2020	ND	29.79	0.00	688.94
MW-29	718.73	09/28/2020	ND	29.86	0.00	688.87
MW-29	718.73	10/03/2020	ND	30.00	0.00	688.73
MW-29	718.73	10/19/2020	ND	30.10	0.00	688.63
MW-29	718.73	10/26/2020	ND	30.11	0.00	688.62
MW-29	718.73	11/09/2020	ND	30.07	0.00	688.66
MW-29	718.73	11/18/2020	ND	30.12	0.00	688.61
MW-29	718.73	11/23/2020	ND	30.05	0.00	688.68
MW-29	718.73	12/07/2020	ND	29.85	0.00	688.88
MW-29	718.73	12/21/2020	ND	29.91	0.00	688.82
MW-29	718.73	12/26/2020	ND	29.94	0.00	688.79
MW-29	718.73	01/10/2021	ND	29.87	0.00	688.86
MW-29	718.73	01/19/2021	ND	29.92	0.00	688.81
MW-29	718.73	01/25/2021	ND	29.84	0.00	688.89
MW-29	718.73	02/01/2021	ND	29.81	0.00	688.92
MW-29	718.73	02/08/2021	ND	30.09	0.00	688.64
MW-29	718.73	02/16/2021	ND	29.82	0.00	688.91
MW-29	718.73	02/22/2021	ND	29.68	0.00	689.05
MW-29	718.73	03/04/2021	ND	29.42	0.00	689.31
MW-29	718.73	03/08/2021	ND	29.59	0.00	689.14
MW-29	718.73	03/15/2021	ND	29.49	0.00	689.24
MW-29	718.73	03/22/2021	ND	29.39	0.00	689.34
MW-29	718.73	04/01/2021	ND	29.22	0.00	689.51
MW-29	718.73	04/12/2021	ND	28.98	0.00	689.75
MW-29	718.73	04/19/2021	ND	28.97	0.00	689.76
MW-29	718.73	04/29/2021	ND	28.96	0.00	689.77
MW-29	718.73	05/03/2021	ND	28.94	0.00	689.79
MW-29	718.73	05/10/2021	ND	29.09	0.00	689.64
MW-29	718.73	05/18/2021	ND	29.12	0.00	689.61
MW-29	718.73	05/26/2021	ND	29.14	0.00	689.59
MW-29	718.73	05/31/2021	ND	29.34	0.00	689.39
MW-29	718.73	06/07/2021	ND	29.42	0.00	689.31
MW-29	718.73	06/14/2021	ND	29.51	0.00	689.22
MW-29	718.73	06/21/2021	ND	29.68	0.00	689.05
MW-29	718.73	07/01/2021	ND	29.83	0.00	688.90
MW-29	718.73	07/06/2021	ND	30.11	0.00	688.62
MW-29	718.73	07/14/2021	ND	30.24	0.00	688.49
MW-29	718.73	07/28/2021	ND	30.86	0.00	687.87
MW-29	718.73	08/02/2021	ND	31.23	0.00	687.50

Table 3
Summary of Monitoring Well Gauging Data

Colonial Pipeline Company
2020-L1-SR2448
Huntersville, North Carolina

Well ID	Top Of Casing Elevation[1]	Date	Depth to Free Product (ft btoc)	Depth to Groundwater (ft btoc)	Free Product Thickness (ft)	Groundwater Elevation[2] (ft btoc)
MW-29	718.73	08/16/2021	ND	31.60	0.00	687.13
MW-29	718.73	08/26/2021	ND	31.84	0.00	686.89
MW-29	718.73	08/30/2021	ND	32.09	0.00	686.64
MW-29	718.73	09/14/2021	32.45	32.96	0.51	686.14
MW-29	718.73	09/16/2021	32.06	32.96	0.90	686.43
MW-29	718.73	09/23/2021	33.35	34.37	1.02	685.11
MW-29	718.73	10/06/2021	ARP	ARP	ARP	ARP
MW-29	718.73	10/12/2021	ARP	ARP	ARP	ARP
MW-29	718.73	10/18/2021	ARP	ARP	ARP	ARP
MW-29	718.73	10/27/2021	34.55	35.19	0.64	684.01
MW-29	718.73	11/01/2021	ARP	ARP	ARP	ARP
MW-29	719.59	11/30/2021	35.58	35.85	0.27	683.94
MW-29	719.59	12/06/2021	ARP	ARP	ARP	ARP
MW-29	719.59	12/13/2021	ARP	ARP	ARP	ARP
MW-29	719.59	12/20/2021	ARP	ARP	ARP	ARP
MW-29	719.59	12/28/2021	36.46	36.63	0.17	683.08
MW-29	719.59	01/04/2022	ARP	ARP	ARP	ARP
MW-29	719.59	01/10/2022	ARP	ARP	ARP	ARP
MW-29	719.59	01/27/2022	37.50	38.23	0.73	681.89
MW-29	719.59	01/31/2022	ARP	ARP	ARP	ARP
MW-29	719.59	02/09/2022	ARP	ARP	ARP	ARP
MW-29	719.59	02/14/2022	ARP	ARP	ARP	ARP
MW-30						
MW-30	715.08	09/14/2020	ND	30.59	0.00	684.49
MW-30	715.08	09/18/2020	ND	30.59	0.00	684.49
MW-30	715.08	09/28/2020	ND	30.50	0.00	684.58
MW-30	715.08	10/03/2020	ND	30.54	0.00	684.54
MW-30	715.08	10/19/2020	ND	30.32	0.00	684.76
MW-30	715.08	10/26/2020	ND	30.21	0.00	684.87
MW-30	715.08	11/09/2020	ND	30.02	0.00	685.06
MW-30	715.08	11/18/2020	ND	29.94	0.00	685.14
MW-30	715.08	11/23/2020	ND	29.89	0.00	685.19
MW-30	715.08	12/07/2020	ND	29.57	0.00	685.51
MW-30	715.08	12/21/2020	ND	29.43	0.00	685.65
MW-30	715.08	12/26/2020	ND	29.42	0.00	685.66
MW-30	715.08	01/10/2021	ND	29.13	0.00	685.95
MW-30	715.08	01/19/2021	ND	29.00	0.00	686.08
MW-30	715.08	01/25/2021	ND	28.83	0.00	686.25
MW-30	715.08	02/01/2021	ND	28.73	0.00	686.35
MW-30	715.08	02/08/2021	ND	28.82	0.00	686.26
MW-30	715.08	02/16/2021	ND	28.54	0.00	686.54
MW-30	715.08	02/22/2021	ND	28.30	0.00	686.78
MW-30	715.08	03/04/2021	ND	28.05	0.00	687.03
MW-30	715.08	03/08/2021	ND	28.18	0.00	686.90
MW-30	715.08	03/15/2021	ND	28.03	0.00	687.05

Table 3
Summary of Monitoring Well Gauging Data

Colonial Pipeline Company
2020-L1-SR2448
Huntersville, North Carolina

Well ID	Top Of Casing Elevation[1]	Date	Depth to Free Product (ft btoc)	Depth to Groundwater (ft btoc)	Free Product Thickness (ft)	Groundwater Elevation[2] (ft btoc)
MW-30	715.08	03/22/2021	ND	27.86	0.00	687.22
MW-30	715.08	04/01/2021	ND	27.62	0.00	687.46
MW-30	715.08	04/12/2021	ND	27.25	0.00	687.83
MW-30	715.08	04/19/2021	ND	27.25	0.00	687.83
MW-30	715.08	04/29/2021	ND	27.22	0.00	687.86
MW-30	715.08	05/03/2021	ND	27.23	0.00	687.85
MW-30	715.08	05/10/2021	ND	27.31	0.00	687.77
MW-30	715.08	05/18/2021	ND	27.53	0.00	687.55
MW-30	715.08	05/26/2021	ND	27.68	0.00	687.40
MW-30	715.08	05/31/2021	ND	27.94	0.00	687.14
MW-30	715.08	06/07/2021	ND	28.04	0.00	687.04
MW-30	715.08	06/14/2021	ND	28.16	0.00	686.92
MW-30	715.08	06/21/2021	ND	28.35	0.00	686.73
MW-30	715.08	07/01/2021	ND	28.57	0.00	686.51
MW-30	715.08	07/06/2021	ND	28.78	0.00	686.30
MW-30	715.08	07/14/2021	ND	28.94	0.00	686.14
MW-30	715.08	07/28/2021	ND	29.25	0.00	685.83
MW-30	715.08	08/02/2021	ND	29.45	0.00	685.63
MW-30	715.08	08/16/2021	ND	29.85	0.00	685.23
MW-30	715.08	08/26/2021	ND	30.11	0.00	684.97
MW-30	715.08	08/30/2021	ND	30.23	0.00	684.85
MW-30	715.08	09/14/2021	ND	30.68	0.00	684.40
MW-30	715.08	09/23/2021	ND	31.04	0.00	684.04
MW-30	715.08	10/06/2021	ND	31.40	0.00	683.68
MW-30	715.08	10/12/2021	ND	31.60	0.00	683.48
MW-30	715.08	10/18/2021	ND	31.84	0.00	683.24
MW-30	715.08	10/27/2021	ND	32.12	0.00	682.96
MW-30	715.08	11/01/2021	ND	32.30	0.00	682.78
MW-30	715.08	11/15/2021	ND	32.70	0.00	682.38
MW-30	715.08	11/22/2021	ND	32.85	0.00	682.23
MW-30	715.08	11/30/2021	ND	32.99	0.00	682.09
MW-30	715.08	12/06/2021	ND	33.15	0.00	681.93
MW-30	715.08	12/13/2021	ND	33.39	0.00	681.69
MW-30	715.08	12/20/2021	ND	33.58	0.00	681.50
MW-30	715.08	12/28/2021	ND	33.71	0.00	681.37
MW-30	715.08	01/04/2022	ND	33.91	0.00	681.17
MW-30	715.08	01/10/2022	ND	34.09	0.00	680.99
MW-30	715.08	01/27/2022	ND	34.34	0.00	680.74
MW-30	715.08	01/31/2022	ND	34.41	0.00	680.67
MW-30	715.08	02/09/2022	ND	34.53	0.00	680.55
MW-30	715.08	02/14/2022	ND	34.60	0.00	680.48

Table 3
Summary of Monitoring Well Gauging Data

Colonial Pipeline Company
2020-L1-SR2448
Huntersville, North Carolina

Well ID	Top Of Casing Elevation[1]	Date	Depth to Free Product (ft btoc)	Depth to Groundwater (ft btoc)	Free Product Thickness (ft)	Groundwater Elevation[2] (ft btoc)
MW-31						
MW-31	721.45	09/14/2020	ND	26.39	0.00	695.06
MW-31	721.45	09/18/2020	ND	27.69	0.00	693.76
MW-31	721.45	09/28/2020	ND	27.64	0.00	693.81
MW-31	721.45	10/03/2020	ND	27.69	0.00	693.76
MW-31	721.45	10/19/2020	ND	27.62	0.00	693.83
MW-31	721.45	10/21/2020	ND	29.62	0.00	691.83
MW-31	721.45	10/26/2020	ND	27.61	0.00	693.84
MW-31	721.45	11/09/2020	ND	27.61	0.00	693.84
MW-31	721.45	11/18/2020	ND	27.61	0.00	693.84
MW-31	721.45	11/23/2020	ND	27.56	0.00	693.89
MW-31	721.45	12/07/2020	ND	27.49	0.00	693.96
MW-31	721.45	12/21/2020	ND	27.53	0.00	693.92
MW-31	721.45	12/26/2020	ND	27.61	0.00	693.84
MW-31	721.45	01/10/2021	ND	27.58	0.00	693.87
MW-31	721.45	01/19/2021	ND	27.54	0.00	693.91
MW-31	721.45	01/25/2021	ND	27.40	0.00	694.05
MW-31	721.45	02/01/2021	ND	27.43	0.00	694.02
MW-31	721.45	02/08/2021	ND	27.52	0.00	693.93
MW-31	721.45	02/16/2021	ND	27.44	0.00	694.01
MW-31	721.45	02/22/2021	ND	27.34	0.00	694.11
MW-31	721.45	03/04/2021	ND	27.28	0.00	694.17
MW-31	721.45	03/08/2021	ND	27.34	0.00	694.11
MW-31	721.45	03/15/2021	ND	27.28	0.00	694.17
MW-31	721.45	03/22/2021	ND	27.24	0.00	694.21
MW-31	721.45	04/01/2021	ND	27.11	0.00	694.34
MW-31	721.45	04/12/2021	ND	26.97	0.00	694.48
MW-31	721.45	04/19/2021	ND	27.91	0.00	693.54
MW-31	721.45	04/29/2021	ND	26.85	0.00	694.60
MW-31	721.45	05/03/2021	ND	26.84	0.00	694.61
MW-31	721.45	05/10/2021	ND	26.83	0.00	694.62
MW-31	721.45	05/18/2021	ND	26.88	0.00	694.57
MW-31	721.45	05/26/2021	ND	26.85	0.00	694.60
MW-31	721.45	05/31/2021	ND	26.94	0.00	694.51
MW-31	721.45	06/07/2021	ND	26.90	0.00	694.55
MW-31	721.45	06/14/2021	ND	26.92	0.00	694.53
MW-31	721.45	06/21/2021	ND	26.95	0.00	694.50
MW-31	721.45	07/01/2021	ND	26.98	0.00	694.47
MW-31	721.45	07/06/2021	ND	27.06	0.00	694.39
MW-31	721.45	07/14/2021	ND	27.16	0.00	694.29
MW-31	721.45	07/28/2021	ND	27.09	0.00	694.36
MW-31	721.45	08/02/2021	ND	27.17	0.00	694.28
MW-31	721.45	08/16/2021	ND	27.24	0.00	694.21
MW-31	721.45	08/26/2021	ND	27.11	0.00	694.34
MW-31	721.45	08/30/2021	ND	27.15	0.00	694.30

Table 3
Summary of Monitoring Well Gauging Data

Colonial Pipeline Company
2020-L1-SR2448
Huntersville, North Carolina

Well ID	Top Of Casing Elevation[1]	Date	Depth to Free Product (ft btoc)	Depth to Groundwater (ft btoc)	Free Product Thickness (ft)	Groundwater Elevation[2] (ft btoc)
MW-31	721.45	09/14/2021	ND	27.39	0.00	694.06
MW-31	721.45	09/23/2021	ND	27.58	0.00	693.87
MW-31	721.45	10/06/2021	ND	27.69	0.00	693.76
MW-31	721.45	10/12/2021	ND	27.81	0.00	693.64
MW-31	721.45	10/18/2021	ND	27.93	0.00	693.52
MW-31	721.45	10/27/2021	ND	28.08	0.00	693.37
MW-31	721.45	11/01/2021	ND	28.18	0.00	693.27
MW-31	721.45	11/15/2021	ND	28.41	0.00	693.04
MW-31	721.45	11/22/2021	ND	28.42	0.00	693.03
MW-31	721.45	11/30/2021	ND	28.59	0.00	692.86
MW-31	721.45	12/06/2021	ND	28.65	0.00	692.80
MW-31	721.45	12/13/2021	ND	28.85	0.00	692.60
MW-31	721.45	12/20/2021	ND	28.97	0.00	692.48
MW-31	721.45	12/28/2021	ND	29.03	0.00	692.42
MW-31	721.45	01/04/2022	ND	29.23	0.00	692.22
MW-31	721.45	01/10/2022	ND	29.28	0.00	692.17
MW-31	721.45	01/27/2022	ND	29.37	0.00	692.08
MW-31	721.45	01/31/2022	ND	29.42	0.00	692.03
MW-31	721.45	02/09/2022	ND	29.38	0.00	692.07
MW-31	721.45	02/14/2022	ND	29.49	0.00	691.96
MW-32						
MW-32	691.78	09/14/2020	ND	16.19	0.00	675.59
MW-32	691.78	09/18/2020	ND	16.06	0.00	675.72
MW-32	691.78	09/28/2020	ND	15.63	0.00	676.15
MW-32	691.78	10/03/2020	ND	15.73	0.00	676.05
MW-32	691.78	10/19/2020	ND	15.09	0.00	676.69
MW-32	691.78	10/26/2020	ND	14.98	0.00	676.80
MW-32	691.78	11/09/2020	ND	14.57	0.00	677.21
MW-32	691.78	11/18/2020	ND	14.38	0.00	677.40
MW-32	691.78	11/23/2020	ND	14.11	0.00	677.67
MW-32	691.78	12/07/2020	ND	13.60	0.00	678.18
MW-32	691.78	12/21/2020	ND	13.31	0.00	678.47
MW-32	691.78	12/26/2020	ND	13.47	0.00	678.31
MW-32	691.78	01/10/2021	ND	13.21	0.00	678.57
MW-32	691.78	01/19/2021	ND	13.16	0.00	678.62
MW-32	691.78	01/25/2021	ND	12.82	0.00	678.96
MW-32	691.78	02/01/2021	ND	12.35	0.00	679.43
MW-32	691.78	02/08/2021	ND	12.72	0.00	679.06
MW-32	691.78	02/16/2021	ND	11.97	0.00	679.81
MW-32	691.78	02/22/2021	ND	11.70	0.00	680.08
MW-32	691.78	03/04/2021	ND	11.47	0.00	680.31
MW-32	691.78	03/08/2021	ND	11.84	0.00	679.94
MW-32	691.78	03/15/2021	ND	11.67	0.00	680.11
MW-32	691.78	03/22/2021	ND	11.22	0.00	680.56
MW-32	691.78	04/01/2021	ND	10.69	0.00	681.09

Table 3
Summary of Monitoring Well Gauging Data

Colonial Pipeline Company
2020-L1-SR2448
Huntersville, North Carolina

Well ID	Top Of Casing Elevation[1]	Date	Depth to Free Product (ft btoc)	Depth to Groundwater (ft btoc)	Free Product Thickness (ft)	Groundwater Elevation[2] (ft btoc)
MW-32	691.78	04/12/2021	ND	10.61	0.00	681.17
MW-32	691.78	04/19/2021	ND	10.83	0.00	680.95
MW-32	691.78	04/29/2021	ND	11.14	0.00	680.64
MW-32	691.78	05/03/2021	ND	11.30	0.00	680.48
MW-32	691.78	05/10/2021	ND	11.65	0.00	680.13
MW-32	691.78	05/18/2021	ND	12.14	0.00	679.64
MW-32	691.78	05/26/2021	ND	12.59	0.00	679.19
MW-32	691.78	05/31/2021	ND	13.08	0.00	678.70
MW-32	691.78	06/07/2021	ND	13.29	0.00	678.49
MW-32	691.78	06/14/2021	ND	13.14	0.00	678.64
MW-32	691.78	06/21/2021	ND	13.45	0.00	678.33
MW-32	691.78	07/01/2021	ND	13.70	0.00	678.08
MW-32	691.78	07/06/2021	ND	14.03	0.00	677.75
MW-32	691.78	07/14/2021	ND	14.30	0.00	677.48
MW-32	691.78	07/28/2021	ND	14.22	0.00	677.56
MW-32	691.78	08/02/2021	ND	14.56	0.00	677.22
MW-32	691.78	08/16/2021	ND	15.14	0.00	676.64
MW-32	691.78	08/26/2021	ND	15.34	0.00	676.44
MW-32	691.78	08/30/2021	ND	15.46	0.00	676.32
MW-32	691.78	09/14/2021	ND	16.21	0.00	675.57
MW-32	691.78	09/23/2021	ND	16.50	0.00	675.28
MW-32	691.78	10/06/2021	ND	17.02	0.00	674.76
MW-32	691.78	10/12/2021	ND	17.10	0.00	674.68
MW-32	691.78	10/18/2021	ND	17.42	0.00	674.36
MW-32	691.78	10/27/2021	ND	17.70	0.00	674.08
MW-32	691.78	11/01/2021	ND	17.82	0.00	673.96
MW-32	691.78	11/15/2021	ND	18.04	0.00	673.74
MW-32	691.78	11/22/2021	ND	17.94	0.00	673.84
MW-32	691.78	11/30/2021	ND	18.09	0.00	673.69
MW-32	691.78	12/06/2021	ND	18.07	0.00	673.71
MW-32	691.78	12/13/2021	ND	18.23	0.00	673.55
MW-32	691.78	12/20/2021	ND	18.39	0.00	673.39
MW-32	691.78	12/28/2021	ND	18.35	0.00	673.43
MW-32	691.78	01/04/2022	ND	18.44	0.00	673.34
MW-32	691.78	01/10/2022	ND	18.33	0.00	673.45
MW-32	691.78	01/27/2022	ND	18.16	0.00	673.62
MW-32	691.78	01/31/2022	ND	18.11	0.00	673.67
MW-32	691.78	02/09/2022	ND	17.90	0.00	673.88
MW-32	691.78	02/14/2022	ND	18.00	0.00	673.78
MW-33						
MW-33	686.70	09/14/2020	ND	13.20	0.00	673.50
MW-33	686.70	09/18/2020	ND	13.03	0.00	673.67
MW-33	686.70	09/28/2020	ND	12.63	0.00	674.07
MW-33	686.70	10/03/2020	ND	12.76	0.00	673.94
MW-33	686.70	10/19/2020	ND	12.12	0.00	674.58

Table 3
Summary of Monitoring Well Gauging Data

Colonial Pipeline Company
2020-L1-SR2448
Huntersville, North Carolina

Well ID	Top Of Casing Elevation[1]	Date	Depth to Free Product (ft btoc)	Depth to Groundwater (ft btoc)	Free Product Thickness (ft)	Groundwater Elevation[2] (ft btoc)
MW-33	686.70	10/26/2020	ND	12.03	0.00	674.67
MW-33	686.70	11/09/2020	ND	11.58	0.00	675.12
MW-33	686.70	11/18/2020	ND	11.30	0.00	675.40
MW-33	686.70	11/23/2020	ND	11.13	0.00	675.57
MW-33	686.70	12/07/2020	ND	10.53	0.00	676.17
MW-33	686.70	12/21/2020	ND	10.18	0.00	676.52
MW-33	686.70	12/26/2020	ND	10.23	0.00	676.47
MW-33	686.70	01/10/2021	ND	9.99	0.00	676.71
MW-33	686.70	01/19/2021	ND	10.02	0.00	676.68
MW-33	686.70	01/25/2021	ND	9.77	0.00	676.93
MW-33	686.70	02/01/2021	ND	9.15	0.00	677.55
MW-33	686.70	02/08/2021	ND	9.49	0.00	677.21
MW-33	686.70	02/16/2021	ND	8.61	0.00	678.09
MW-33	686.70	02/22/2021	ND	8.36	0.00	678.34
MW-33	686.70	03/04/2021	ND	8.19	0.00	678.51
MW-33	686.70	03/08/2021	ND	8.65	0.00	678.05
MW-33	686.70	03/15/2021	ND	8.62	0.00	678.08
MW-33	686.70	03/22/2021	ND	8.00	0.00	678.70
MW-33	686.70	04/01/2021	ND	7.40	0.00	679.30
MW-33	686.70	04/12/2021	ND	7.66	0.00	679.04
MW-33	686.70	04/19/2021	ND	8.03	0.00	678.67
MW-33	686.70	04/29/2021	ND	8.42	0.00	678.28
MW-33	686.70	05/03/2021	ND	8.61	0.00	678.09
MW-33	686.70	05/10/2021	ND	8.98	0.00	677.72
MW-33	686.70	05/18/2021	ND	9.45	0.00	677.25
MW-33	686.70	05/26/2021	ND	10.04	0.00	676.66
MW-33	686.70	05/31/2021	ND	10.53	0.00	676.17
MW-33	686.70	06/07/2021	ND	10.66	0.00	676.04
MW-33	686.70	06/14/2021	ND	10.51	0.00	676.19
MW-33	686.70	06/21/2021	ND	10.80	0.00	675.90
MW-33	686.70	07/01/2021	ND	11.15	0.00	675.55
MW-33	686.70	07/06/2021	ND	11.51	0.00	675.19
MW-33	686.70	07/14/2021	ND	11.90	0.00	674.80
MW-33	686.70	07/28/2021	ND	11.62	0.00	675.08
MW-33	686.70	08/02/2021	ND	12.03	0.00	674.67
MW-33	686.70	08/16/2021	ND	12.59	0.00	674.11
MW-33	686.70	08/26/2021	ND	12.78	0.00	673.92
MW-33	686.70	08/30/2021	ND	13.03	0.00	673.67
MW-33	686.70	09/14/2021	ND	14.06	0.00	672.64
MW-33	686.70	09/23/2021	ND	13.98	0.00	672.72
MW-33	686.70	10/06/2021	ND	14.64	0.00	672.06
MW-33	686.70	10/12/2021	ND	14.55	0.00	672.15
MW-33	686.70	10/18/2021	ND	14.92	0.00	671.78
MW-33	686.70	10/27/2021	ND	15.19	0.00	671.51
MW-33	686.70	11/01/2021	ND	15.21	0.00	671.49

Table 3
Summary of Monitoring Well Gauging Data

Colonial Pipeline Company
2020-L1-SR2448
Huntersville, North Carolina

Well ID	Top Of Casing Elevation[1]	Date	Depth to Free Product (ft btoc)	Depth to Groundwater (ft btoc)	Free Product Thickness (ft)	Groundwater Elevation[2] (ft btoc)
MW-33	686.70	11/15/2021	ND	15.27	0.00	671.43
MW-33	686.70	11/22/2021	ND	15.14	0.00	671.56
MW-33	686.70	11/30/2021	ND	15.26	0.00	671.44
MW-33	686.70	12/06/2021	ND	15.23	0.00	671.47
MW-33	686.70	12/13/2021	ND	15.36	0.00	671.34
MW-33	686.70	12/20/2021	ND	15.48	0.00	671.22
MW-33	686.70	12/28/2021	ND	15.40	0.00	671.30
MW-33	686.70	01/04/2022	ND	15.37	0.00	671.33
MW-33	686.70	01/10/2022	ND	15.27	0.00	671.43
MW-33	686.70	01/27/2022	ND	15.02	0.00	671.68
MW-33	686.70	01/31/2022	ND	14.97	0.00	671.73
MW-33	686.70	02/09/2022	ND	14.73	0.00	671.97
MW-33	686.70	02/14/2022	ND	14.90	0.00	671.80
MW-34						
MW-34	683.89	09/14/2020	ND	10.89	0.00	673.00
MW-34	683.89	09/18/2020	ND	10.60	0.00	673.29
MW-34	683.89	09/28/2020	ND	10.25	0.00	673.64
MW-34	683.89	10/03/2020	ND	10.47	0.00	673.42
MW-34	683.89	10/19/2020	ND	9.77	0.00	674.12
MW-34	683.89	10/21/2020	ND	11.77	0.00	672.12
MW-34	683.89	10/26/2020	ND	9.70	0.00	674.19
MW-34	683.89	11/09/2020	ND	9.18	0.00	674.71
MW-34	683.89	11/18/2020	ND	8.93	0.00	674.96
MW-34	683.89	11/23/2020	ND	8.75	0.00	675.14
MW-34	683.89	12/07/2020	ND	8.10	0.00	675.79
MW-34	683.89	12/21/2020	ND	7.74	0.00	676.15
MW-34	683.89	12/26/2020	ND	7.80	0.00	676.09
MW-34	683.89	01/10/2021	ND	7.61	0.00	676.28
MW-34	683.89	01/19/2021	ND	7.69	0.00	676.20
MW-34	683.89	01/25/2021	ND	7.44	0.00	676.45
MW-34	683.89	02/01/2021	ND	6.71	0.00	677.18
MW-34	683.89	02/08/2021	ND	7.06	0.00	676.83
MW-34	683.89	02/16/2021	ND	6.17	0.00	677.72
MW-34	683.89	02/22/2021	ND	5.95	0.00	677.94
MW-34	683.89	03/04/2021	ND	5.85	0.00	678.04
MW-34	683.89	03/08/2021	ND	6.32	0.00	677.57
MW-34	683.89	03/15/2021	ND	6.32	0.00	677.57
MW-34	683.89	03/22/2021	ND	5.63	0.00	678.26
MW-34	683.89	04/01/2021	ND	5.04	0.00	678.85
MW-34	683.89	04/12/2021	ND	5.39	0.00	678.50
MW-34	683.89	04/19/2021	ND	5.75	0.00	678.14
MW-34	683.89	04/29/2021	ND	6.20	0.00	677.69
MW-34	683.89	05/03/2021	ND	6.34	0.00	677.55
MW-34	683.89	05/10/2021	ND	6.77	0.00	677.12
MW-34	683.89	05/18/2021	ND	7.24	0.00	676.65

Table 3
Summary of Monitoring Well Gauging Data

Colonial Pipeline Company
2020-L1-SR2448
Huntersville, North Carolina

Well ID	Top Of Casing Elevation[1]	Date	Depth to Free Product (ft btoc)	Depth to Groundwater (ft btoc)	Free Product Thickness (ft)	Groundwater Elevation[2] (ft btoc)
MW-34	683.89	05/26/2021	ND	7.88	0.00	676.01
MW-34	683.89	05/31/2021	ND	8.31	0.00	675.58
MW-34	683.89	06/07/2021	ND	8.46	0.00	675.43
MW-34	683.89	06/14/2021	ND	8.24	0.00	675.65
MW-34	683.89	06/21/2021	ND	8.53	0.00	675.36
MW-34	683.89	07/01/2021	ND	8.96	0.00	674.93
MW-34	683.89	07/06/2021	ND	9.27	0.00	674.62
MW-34	683.89	07/14/2021	ND	9.82	0.00	674.07
MW-34	683.89	07/28/2021	ND	9.37	0.00	674.52
MW-34	683.89	08/02/2021	ND	9.87	0.00	674.02
MW-34	683.89	08/16/2021	ND	10.34	0.00	673.55
MW-34	683.89	08/26/2021	ND	10.55	0.00	673.34
MW-34	683.89	08/30/2021	ND	10.91	0.00	672.98
MW-34	683.89	09/14/2021	ND	11.97	0.00	671.92
MW-34	683.89	09/23/2021	ND	11.70	0.00	672.19
MW-34	683.89	10/06/2021	ND	12.41	0.00	671.48
MW-34	683.89	10/12/2021	ND	12.23	0.00	671.66
MW-34	683.89	10/18/2021	ND	12.65	0.00	671.24
MW-34	683.89	10/27/2021	ND	12.88	0.00	671.01
MW-34	683.89	11/01/2021	ND	12.87	0.00	671.02
MW-34	683.89	11/15/2021	ND	12.93	0.00	670.96
MW-34	683.89	11/22/2021	ND	13.73	0.00	670.16
MW-34	683.89	11/30/2021	ND	12.90	0.00	670.99
MW-34	683.89	12/06/2021	ND	12.84	0.00	671.05
MW-34	683.89	12/13/2021	ND	12.96	0.00	670.93
MW-34	683.89	12/20/2021	ND	13.09	0.00	670.80
MW-34	683.89	12/28/2021	ND	13.02	0.00	670.87
MW-34	683.89	01/04/2022	ND	12.79	0.00	671.10
MW-34	683.89	01/10/2022	ND	12.80	0.00	671.09
MW-34	683.89	01/27/2022	ND	12.53	0.00	671.36
MW-34	683.89	01/31/2022	ND	12.25	0.00	671.64
MW-34	683.89	02/09/2022	ND	12.14	0.00	671.75
MW-34	683.89	02/14/2022	ND	12.41	0.00	671.48
MW-35						
MW-35	707.14	09/14/2020	ND	26.78	0.00	680.36
MW-35	707.14	09/18/2020	ND	26.78	0.00	680.36
MW-35	707.14	09/28/2020	ND	26.52	0.00	680.62
MW-35	707.14	10/03/2020	ND	26.48	0.00	680.66
MW-35	707.14	10/19/2020	ND	25.90	0.00	681.24
MW-35	707.14	10/26/2020	ND	25.76	0.00	681.38
MW-35	707.14	11/09/2020	ND	25.48	0.00	681.66
MW-35	707.14	11/18/2020	ND	25.11	0.00	682.03
MW-35	707.14	11/23/2020	ND	25.00	0.00	682.14
MW-35	707.14	12/07/2020	ND	24.62	0.00	682.52
MW-35	707.14	12/21/2020	ND	24.35	0.00	682.79

Table 3
Summary of Monitoring Well Gauging Data

Colonial Pipeline Company
2020-L1-SR2448
Huntersville, North Carolina

Well ID	Top Of Casing Elevation[1]	Date	Depth to Free Product (ft btoc)	Depth to Groundwater (ft btoc)	Free Product Thickness (ft)	Groundwater Elevation[2] (ft btoc)
MW-35	707.14	12/26/2020	ND	24.15	0.00	682.99
MW-35	707.14	01/10/2021	ND	23.81	0.00	683.33
MW-35	707.14	01/19/2021	ND	23.70	0.00	683.44
MW-35	707.14	01/25/2021	ND	23.54	0.00	683.60
MW-35	707.14	02/01/2021	ND	23.32	0.00	683.82
MW-35	707.14	02/08/2021	ND	23.25	0.00	683.89
MW-35	707.14	02/16/2021	ND	22.71	0.00	684.43
MW-35	707.14	02/22/2021	ND	22.16	0.00	684.98
MW-35	707.14	03/04/2021	ND	21.80	0.00	685.34
MW-35	707.14	03/08/2021	ND	21.96	0.00	685.18
MW-35	707.14	03/15/2021	ND	21.98	0.00	685.16
MW-35	707.14	03/22/2021	ND	21.55	0.00	685.59
MW-35	707.14	04/01/2021	ND	20.83	0.00	686.31
MW-35	707.14	04/12/2021	ND	20.75	0.00	686.39
MW-35	707.14	04/19/2021	ND	21.08	0.00	686.06
MW-35	707.14	04/29/2021	ND	21.53	0.00	685.61
MW-35	707.14	05/03/2021	ND	21.68	0.00	685.46
MW-35	707.14	05/10/2021	ND	22.05	0.00	685.09
MW-35	707.14	05/18/2021	ND	22.42	0.00	684.72
MW-35	707.14	05/26/2021	ND	22.79	0.00	684.35
MW-35	707.14	05/31/2021	ND	23.13	0.00	684.01
MW-35	707.14	06/07/2021	ND	23.43	0.00	683.71
MW-35	707.14	06/14/2021	ND	23.64	0.00	683.50
MW-35	707.14	06/21/2021	ND	23.95	0.00	683.19
MW-35	707.14	07/01/2021	ND	24.30	0.00	682.84
MW-35	707.14	07/06/2021	ND	24.51	0.00	682.63
MW-35	707.14	07/14/2021	ND	24.76	0.00	682.38
MW-35	707.14	07/28/2021	ND	25.09	0.00	682.05
MW-35	707.14	08/02/2021	ND	25.34	0.00	681.80
MW-35	707.14	08/16/2021	ND	25.96	0.00	681.18
MW-35	707.14	08/26/2021	ND	26.30	0.00	680.84
MW-35	707.14	08/30/2021	ND	26.48	0.00	680.66
MW-35	707.14	09/14/2021	ND	27.19	0.00	679.95
MW-35	707.14	09/23/2021	ND	27.62	0.00	679.52
MW-35	707.14	10/06/2021	ND	28.14	0.00	679.00
MW-35	707.14	10/12/2021	ND	28.41	0.00	678.73
MW-35	707.14	10/18/2021	ND	28.71	0.00	678.43
MW-35	707.14	10/27/2021	ND	29.03	0.00	678.11
MW-35	707.14	11/01/2021	ND	29.21	0.00	677.93
MW-35	707.14	11/15/2021	ND	29.75	0.00	677.39
MW-35	707.14	11/22/2021	ND	29.95	0.00	677.19
MW-35	707.14	11/30/2021	ND	30.11	0.00	677.03
MW-35	707.14	12/06/2021	ND	30.22	0.00	676.92
MW-35	707.14	12/13/2021	ND	30.41	0.00	676.73
MW-35	707.14	12/20/2021	ND	30.58	0.00	676.56

Table 3
Summary of Monitoring Well Gauging Data

Colonial Pipeline Company
2020-L1-SR2448
Huntersville, North Carolina

Well ID	Top Of Casing Elevation[1]	Date	Depth to Free Product (ft btoc)	Depth to Groundwater (ft btoc)	Free Product Thickness (ft)	Groundwater Elevation[2] (ft btoc)
MW-35	707.14	12/28/2021	ND	30.58	0.00	676.56
MW-35	707.14	01/04/2022	ND	30.74	0.00	676.40
MW-35	707.14	01/10/2022	ND	30.85	0.00	676.29
MW-35	707.14	01/27/2022	ND	30.72	0.00	676.42
MW-35	707.14	01/31/2022	ND	30.68	0.00	676.46
MW-35	707.14	02/09/2022	ND	30.77	0.00	676.37
MW-35	707.14	02/14/2022	ND	30.86	0.00	676.28
MW-36						
MW-36	710.54	09/14/2020	ND	28.62	0.00	681.92
MW-36	710.54	09/18/2020	ND	28.61	0.00	681.93
MW-36	710.54	09/28/2020	ND	28.35	0.00	682.19
MW-36	710.54	10/03/2020	ND	28.31	0.00	682.23
MW-36	710.54	10/19/2020	ND	27.73	0.00	682.81
MW-36	710.54	10/26/2020	ND	27.64	0.00	682.90
MW-36	710.54	11/09/2020	ND	27.44	0.00	683.10
MW-36	710.54	11/18/2020	ND	27.05	0.00	683.49
MW-36	710.54	11/23/2020	ND	26.92	0.00	683.62
MW-36	710.54	12/07/2020	ND	26.57	0.00	683.97
MW-36	710.54	12/21/2020	ND	26.29	0.00	684.25
MW-36	710.54	12/26/2020	ND	26.13	0.00	684.41
MW-36	710.54	01/10/2021	ND	25.82	0.00	684.72
MW-36	710.54	01/19/2021	ND	25.68	0.00	684.86
MW-36	710.54	01/25/2021	ND	25.56	0.00	684.98
MW-36	710.54	02/01/2021	ND	25.31	0.00	685.23
MW-36	710.54	02/08/2021	ND	25.21	0.00	685.33
MW-36	710.54	02/16/2021	ND	24.60	0.00	685.94
MW-36	710.54	02/22/2021	ND	23.99	0.00	686.55
MW-36	710.54	03/04/2021	ND	23.70	0.00	686.84
MW-36	710.54	03/08/2021	ND	23.93	0.00	686.61
MW-36	710.54	03/11/2021	ND	23.94	0.00	686.60
MW-36	710.54	03/15/2021	ND	23.99	0.00	686.55
MW-36	710.54	03/22/2021	ND	23.46	0.00	687.08
MW-36	710.54	04/01/2021	ND	22.66	0.00	687.88
MW-36	710.54	04/12/2021	ND	22.85	0.00	687.69
MW-36	710.54	04/19/2021	ND	23.27	0.00	687.27
MW-36	710.54	04/29/2021	ND	23.87	0.00	686.67
MW-36	710.54	05/03/2021	ND	24.04	0.00	686.50
MW-36	710.54	05/10/2021	ND	24.45	0.00	686.09
MW-36	710.54	05/18/2021	ND	24.81	0.00	685.73
MW-36	710.54	05/26/2021	ND	25.09	0.00	685.45
MW-36	710.54	05/31/2021	ND	25.45	0.00	685.09
MW-36	710.54	06/07/2021	ND	25.75	0.00	684.79
MW-36	710.54	06/14/2021	ND	25.97	0.00	684.57
MW-36	710.54	06/21/2021	ND	26.29	0.00	684.25
MW-36	710.54	07/01/2021	ND	26.58	0.00	683.96

Table 3
Summary of Monitoring Well Gauging Data

Colonial Pipeline Company
2020-L1-SR2448
Huntersville, North Carolina

Well ID	Top Of Casing Elevation[1]	Date	Depth to Free Product (ft btoc)	Depth to Groundwater (ft btoc)	Free Product Thickness (ft)	Groundwater Elevation[2] (ft btoc)
MW-36	710.54	07/06/2021	ND	26.79	0.00	683.75
MW-36	710.54	07/14/2021	ND	27.00	0.00	683.54
MW-36	710.54	07/28/2021	ND	21.79	0.00	688.75
MW-36	710.54	08/02/2021	ND	27.72	0.00	682.82
MW-36	710.54	08/16/2021	ND	28.35	0.00	682.19
MW-36	710.54	08/26/2021	ND	28.69	0.00	681.85
MW-36	710.54	08/30/2021	ND	28.94	0.00	681.60
MW-36	710.54	09/14/2021	ND	29.69	0.00	680.85
MW-36	710.54	09/23/2021	ND	30.04	0.00	680.50
MW-36	710.54	10/06/2021	ND	30.72	0.00	679.82
MW-36	710.54	10/12/2021	ND	31.04	0.00	679.50
MW-36	710.54	10/18/2021	ND	31.35	0.00	679.19
MW-36	710.54	10/27/2021	ND	31.55	0.00	678.99
MW-36	710.54	11/01/2021	ND	31.75	0.00	678.79
MW-36	710.54	11/15/2021	ND	32.54	0.00	678.00
MW-36	710.54	11/22/2021	ND	32.77	0.00	677.77
MW-36	710.54	11/30/2021	ND	33.05	0.00	677.49
MW-36	710.39	12/06/2021	ND	32.99	0.00	677.40
MW-36	710.39	12/13/2021	ND	33.28	0.00	677.11
MW-36	710.39	12/20/2021	ND	33.38	0.00	677.01
MW-36	710.39	12/28/2021	ND	33.14	0.00	677.25
MW-36	710.39	01/04/2022	ND	33.50	0.00	676.89
MW-36	710.39	01/10/2022	ND	33.65	0.00	676.74
MW-36	710.39	01/27/2022	ND	33.29	0.00	677.10
MW-36	710.39	01/31/2022	ND	33.20	0.00	677.19
MW-36	710.39	02/09/2022	ND	33.47	0.00	676.92
MW-36	710.39	02/14/2022	ND	33.65	0.00	676.74
MW-37R						
MW-37	714.94	09/14/2020	ND	26.90	0.00	688.04
MW-37	714.94	09/18/2020	ND	26.92	0.00	688.02
MW-37	714.94	09/28/2020	ND	26.99	0.00	687.95
MW-37	714.94	10/03/2020	ND	27.14	0.00	687.80
MW-37	714.94	10/19/2020	ND	27.18	0.00	687.76
MW-37	714.94	10/26/2020	ND	27.21	0.00	687.73
MW-37	714.94	11/09/2020	ND	27.16	0.00	687.78
MW-37	714.94	11/18/2020	ND	27.18	0.00	687.76
MW-37	714.94	11/23/2020	ND	27.12	0.00	687.82
MW-37	714.94	12/07/2020	ND	26.90	0.00	688.04
MW-37	714.94	12/21/2020	ND	26.85	0.00	688.09
MW-37	714.94	12/26/2020	ND	26.89	0.00	688.05
MW-37	714.94	01/10/2021	ND	26.69	0.00	688.25
MW-37	714.94	01/19/2021	ND	26.61	0.00	688.33
MW-37	714.94	01/25/2021	26.38	26.60	0.22	688.50
MW-37	714.94	02/01/2021	26.08	26.99	0.91	688.62
MW-37	714.94	02/08/2021	25.74	28.73	2.99	688.40

Table 3
Summary of Monitoring Well Gauging Data

Colonial Pipeline Company
2020-L1-SR2448
Huntersville, North Carolina

Well ID	Top Of Casing Elevation[1]	Date	Depth to Free Product (ft btoc)	Depth to Groundwater (ft btoc)	Free Product Thickness (ft)	Groundwater Elevation[2] (ft btoc)
MW-37	714.94	02/16/2021	24.25	31.24	6.99	688.82
MW-37	710.54	02/22/2021	ND	26.35	0.00	684.19
MW-37	710.54	03/04/2021	ARP	ARP	ARP	ARP
MW-37	710.54	03/08/2021	ARP	ARP	ARP	ARP
MW-37	710.54	03/15/2021	ARP	ARP	ARP	ARP
MW-37	710.54	03/22/2021	ARP	ARP	ARP	ARP
MW-37	710.54	04/01/2021	24.38	25.77	1.39	685.79
MW-37	714.37	04/12/2021	ARP	ARP	ARP	ARP
MW-37	714.37	04/19/2021	ARP	ARP	ARP	ARP
MW-37	714.37	04/29/2021	24.44	25.77	1.33	689.57
MW-37	714.37	05/03/2021	ARP	ARP	ARP	ARP
MW-37	714.37	05/10/2021	ARP	ARP	ARP	ARP
MW-37	714.37	05/18/2021	ARP	ARP	ARP	ARP
MW-37	714.37	05/26/2021	25.14	26.43	1.29	688.88
MW-37	714.37	05/31/2021	ARP	ARP	ARP	ARP
MW-37	714.37	06/07/2021	ARP	ARP	ARP	ARP
MW-37	714.37	06/14/2021	ARP	ARP	ARP	ARP
MW-37	714.37	06/21/2021	ARP	ARP	ARP	ARP
MW-37	714.37	07/01/2021	25.99	27.81	1.82	687.89
MW-37	714.37	07/06/2021	ARP	ARP	ARP	ARP
MW-37	714.37	07/14/2021	26.39	28.16	1.77	687.51
MW-37	714.37	07/28/2021	26.84	28.87	2.03	686.99
MW-37	714.37	08/16/2021	ARP	ARP	ARP	ARP
MW-37	714.37	08/26/2021	28.27	30.45	2.18	685.52
MW-37	714.37	08/30/2021	ARP	ARP	ARP	ARP
MW-37	714.37	09/16/2021	28.87	32.57	3.70	684.51
MW-37R	714.37	09/23/2021	28.62	31.40	2.78	685.01
MW-37R	714.37	10/06/2021	ARP	ARP	ARP	ARP
MW-37R	714.37	10/12/2021	ARP	ARP	ARP	ARP
MW-37R	714.37	10/18/2021	ARP	ARP	ARP	ARP
MW-37R	714.37	10/27/2021	30.82	33.28	2.46	682.89
MW-37R	714.37	11/01/2021	ARP	ARP	ARP	ARP
MW-37R	714.37	11/30/2021	32.56	34.37	1.81	681.33
MW-37R	714.37	12/06/2021	ARP	ARP	ARP	ARP
MW-37R	714.37	12/13/2021	ARP	ARP	ARP	ARP
MW-37R	714.37	12/20/2021	ARP	ARP	ARP	ARP
MW-37R	714.37	12/28/2021	33.31	35.05	1.74	680.59
MW-37R	714.37	01/04/2022	ARP	ARP	ARP	ARP
MW-37R	714.37	01/10/2022	ARP	ARP	ARP	ARP
MW-37R	714.37	01/27/2022	34.68	36.14	1.46	679.30
MW-37R	714.37	01/31/2022	ARP	ARP	ARP	ARP
MW-37R	714.37	02/09/2022	ARP	ARP	ARP	ARP
MW-37R	714.37	02/14/2022	ARP	ARP	ARP	ARP

Table 3
Summary of Monitoring Well Gauging Data

Colonial Pipeline Company
2020-L1-SR2448
Huntersville, North Carolina

Well ID	Top Of Casing Elevation[1]	Date	Depth to Free Product (ft btoc)	Depth to Groundwater (ft btoc)	Free Product Thickness (ft)	Groundwater Elevation[2] (ft btoc)
MW-38						
MW-38	726.74	09/14/2020	ND	37.56	0.00	689.18
MW-38	726.74	09/18/2020	ND	37.66	0.00	689.08
MW-38	726.74	09/28/2020	ND	37.45	0.00	689.29
MW-38	726.74	10/03/2020	ND	37.55	0.00	689.19
MW-38	726.74	10/19/2020	ND	37.65	0.00	689.09
MW-38	726.74	10/26/2020	ND	37.71	0.00	689.03
MW-38	726.74	11/09/2020	ND	37.80	0.00	688.94
MW-38	726.74	11/18/2020	ND	37.90	0.00	688.84
MW-38	726.74	11/23/2020	ND	37.91	0.00	688.83
MW-38	726.74	12/07/2020	ND	37.87	0.00	688.87
MW-38	726.74	12/21/2020	ND	38.18	0.00	688.56
MW-38	726.74	12/26/2020	ND	38.23	0.00	688.51
MW-38	726.74	01/10/2021	ND	38.54	0.00	688.20
MW-38	726.74	01/19/2021	ND	39.13	0.00	687.61
MW-38	726.74	01/25/2021	ND	39.23	0.00	687.51
MW-38	726.74	02/01/2021	ND	39.28	0.00	687.46
MW-38	726.74	02/08/2021	ND	39.65	0.00	687.09
MW-38	726.74	02/16/2021	ND	39.38	0.00	687.36
MW-38	726.74	02/22/2021	ND	39.31	0.00	687.43
MW-38	726.74	03/04/2021	ND	39.06	0.00	687.68
MW-38	726.74	03/08/2021	ND	39.23	0.00	687.51
MW-38	726.74	03/15/2021	ND	39.27	0.00	687.47
MW-38	726.74	03/22/2021	ND	39.21	0.00	687.53
MW-38	726.74	04/01/2021	ND	39.08	0.00	687.66
MW-38	726.74	04/12/2021	ND	39.10	0.00	687.64
MW-38	726.74	04/19/2021	ND	39.11	0.00	687.63
MW-38	726.74	04/29/2021	ND	39.01	0.00	687.73
MW-38	726.74	05/03/2021	ND	39.16	0.00	687.58
MW-38	726.74	05/10/2021	ND	39.07	0.00	687.67
MW-38	726.74	05/18/2021	ND	39.40	0.00	687.34
MW-38	726.74	05/26/2021	ND	39.11	0.00	687.63
MW-38	726.74	05/31/2021	ND	39.40	0.00	687.34
MW-38	726.74	06/07/2021	ND	39.53	0.00	687.21
MW-38	726.74	06/14/2021	ND	39.69	0.00	687.05
MW-38	726.74	06/21/2021	ND	39.75	0.00	686.99
MW-38	726.74	07/01/2021	ND	39.49	0.00	687.25
MW-38	726.74	07/06/2021	ND	39.82	0.00	686.92
MW-38	726.74	07/14/2021	ND	39.95	0.00	686.79
MW-38	726.74	07/28/2021	ND	40.37	0.00	686.37
MW-38	726.74	08/02/2021	ND	41.05	0.00	685.69
MW-38	726.74	08/16/2021	ND	41.30	0.00	685.44
MW-38	726.74	08/26/2021	ND	40.93	0.00	685.81
MW-38	726.74	08/30/2021	ND	41.66	0.00	685.08
MW-38	726.74	09/14/2021	42.01	42.38	0.37	684.63

Table 3
Summary of Monitoring Well Gauging Data

Colonial Pipeline Company
2020-L1-SR2448
Huntersville, North Carolina

Well ID	Top Of Casing Elevation[1]	Date	Depth to Free Product (ft btoc)	Depth to Groundwater (ft btoc)	Free Product Thickness (ft)	Groundwater Elevation[2] (ft btoc)
MW-38	726.74	09/16/2021	41.49	41.96	0.47	685.12
MW-38	726.74	09/23/2021	41.53	42.61	1.08	684.92
MW-38	726.74	10/06/2021	ARP	ARP	ARP	ARP
MW-38	726.74	10/12/2021	ARP	ARP	ARP	ARP
MW-38	726.74	10/18/2021	ARP	ARP	ARP	ARP
MW-38	726.74	10/27/2021	43.05	44.83	1.78	683.21
MW-38	726.74	11/01/2021	ARP	ARP	ARP	ARP
MW-38	727.79	11/30/2021	43.86	56.15	12.29	680.64
MW-38	727.79	12/06/2021	ARP	ARP	ARP	ARP
MW-38	727.79	12/13/2021	ARP	ARP	ARP	ARP
MW-38	727.79	12/20/2021	ARP	ARP	ARP	ARP
MW-38	727.79	12/28/2021	44.33	45.54	1.21	683.13
MW-38	727.79	01/04/2022	ARP	ARP	ARP	ARP
MW-38	727.79	01/10/2022	ARP	ARP	ARP	ARP
MW-38	727.79	01/27/2022	44.63	45.35	0.72	682.96
MW-38	727.79	01/31/2022	ARP	ARP	ARP	ARP
MW-38	727.79	02/09/2022	ARP	ARP	ARP	ARP
MW-38	727.79	02/14/2022	ARP	ARP	ARP	ARP
MW-39						
MW-39	738.13	09/14/2020	ND	41.90	0.00	696.23
MW-39	738.13	09/18/2020	ND	38.31	0.00	699.82
MW-39	738.13	09/28/2020	ND	38.33	0.00	699.80
MW-39	738.13	10/03/2020	ND	38.58	0.00	699.55
MW-39	738.13	10/19/2020	38.51	39.71	1.20	699.30
MW-39	738.13	11/09/2020	38.48	39.04	0.56	699.50
MW-39	738.13	11/18/2020	ARP	ARP	ARP	ARP
MW-39	738.13	11/23/2020	37.85	38.95	1.10	699.98
MW-39	738.13	12/07/2020	ARP	ARP	ARP	ARP
MW-39	738.13	12/21/2020	ARP	ARP	ARP	ARP
MW-39	738.13	12/26/2020	30.20	30.31	0.11	707.90
MW-39	738.13	01/10/2021	ARP	ARP	ARP	ARP
MW-39	738.13	01/19/2021	ARP	ARP	ARP	ARP
MW-39	738.13	01/25/2021	ARP	ARP	ARP	ARP
MW-39	738.13	02/01/2021	39.66	39.95	0.29	698.39
MW-39	738.13	02/08/2021	ARP	ARP	ARP	ARP
MW-39	738.13	02/16/2021	ARP	ARP	ARP	ARP
MW-39	738.13	02/22/2021	ARP	ARP	ARP	ARP
MW-39	738.13	03/04/2021	ND	40.02	0.00	698.11
MW-39	738.13	03/08/2021	ARP	ARP	ARP	ARP
MW-39	738.13	03/15/2021	ARP	ARP	ARP	ARP
MW-39	738.13	03/22/2021	ARP	ARP	ARP	ARP
MW-39	733.86	04/01/2021	40.24	40.97	0.73	693.42
MW-39	733.86	04/12/2021	ARP	ARP	ARP	ARP
MW-39	733.86	04/19/2021	ARP	ARP	ARP	ARP
MW-39	733.86	04/29/2021	40.15	40.18	0.03	693.70

Table 3
Summary of Monitoring Well Gauging Data

Colonial Pipeline Company
2020-L1-SR2448
Huntersville, North Carolina

Well ID	Top Of Casing Elevation[1]	Date	Depth to Free Product (ft btoc)	Depth to Groundwater (ft btoc)	Free Product Thickness (ft)	Groundwater Elevation[2] (ft btoc)
MW-39	733.86	05/03/2021	ARP	ARP	ARP	ARP
MW-39	733.86	05/10/2021	ARP	ARP	ARP	ARP
MW-39	733.86	05/18/2021	ARP	ARP	ARP	ARP
MW-39	733.86	05/26/2021	40.79	40.82	0.03	693.06
MW-39	733.86	05/31/2021	ARP	ARP	ARP	ARP
MW-39	733.86	06/07/2021	ARP	ARP	ARP	ARP
MW-39	733.86	06/14/2021	ARP	ARP	ARP	ARP
MW-39	733.86	06/21/2021	ARP	ARP	ARP	ARP
MW-39	733.86	07/01/2021	41.60	42.15	0.55	692.11
MW-39	733.86	07/06/2021	ARP	ARP	ARP	ARP
MW-39	733.86	07/14/2021	41.95	42.81	0.86	691.68
MW-39	733.86	07/28/2021	42.15	42.50	0.35	691.62
MW-39	733.86	08/16/2021	ARP	ARP	ARP	ARP
MW-39	733.86	08/26/2021	42.88	43.20	0.32	690.89
MW-39	733.86	08/30/2021	ARP	ARP	ARP	ARP
MW-39	733.86	09/16/2021	43.33	43.77	0.44	690.41
MW-39	733.86	09/23/2021	43.39	43.87	0.48	690.34
MW-39	733.86	10/06/2021	ARP	ARP	ARP	ARP
MW-39	733.86	10/12/2021	ARP	ARP	ARP	ARP
MW-39	733.86	10/18/2021	ARP	ARP	ARP	ARP
MW-39	733.86	10/27/2021	44.25	44.63	0.38	689.51
MW-39	733.86	11/01/2021	ARP	ARP	ARP	ARP
MW-39	733.86	11/30/2021	44.91	45.24	0.33	688.86
MW-39	733.86	12/06/2021	ARP	ARP	ARP	ARP
MW-39	733.86	12/13/2021	ARP	ARP	ARP	ARP
MW-39	733.86	12/20/2021	ARP	ARP	ARP	ARP
MW-39	733.86	12/28/2021	45.36	45.96	0.60	688.34
MW-39	733.86	01/04/2022	ARP	ARP	ARP	ARP
MW-39	733.86	01/10/2022	ARP	ARP	ARP	ARP
MW-39	733.86	01/27/2022	45.60	46.02	0.42	688.15
MW-39	733.86	01/31/2022	ARP	ARP	ARP	ARP
MW-39	733.86	02/09/2022	ARP	ARP	ARP	ARP
MW-39	733.86	02/14/2022	ARP	ARP	ARP	ARP
MW-40						
MW-40	728.92	09/14/2020	ND	33.25	0.00	695.67
MW-40	728.92	09/18/2020	ND	33.21	0.00	695.71
MW-40	728.92	09/28/2020	ND	33.15	0.00	695.77
MW-40	728.92	10/03/2020	ND	33.22	0.00	695.70
MW-40	728.92	10/19/2020	ND	33.27	0.00	695.65
MW-40	728.92	10/26/2020	ND	33.32	0.00	695.60
MW-40	728.92	10/28/2020	ND	35.32	0.00	693.60
MW-40	728.92	11/09/2020	ND	33.47	0.00	695.45
MW-40	728.92	11/18/2020	Dry	Dry	Dry	Dry
MW-40	728.92	11/23/2020	ND	34.57	0.00	694.35
MW-40	728.92	12/07/2020	ND	33.56	0.00	695.36

Table 3
Summary of Monitoring Well Gauging Data

Colonial Pipeline Company
2020-L1-SR2448
Huntersville, North Carolina

Well ID	Top Of Casing Elevation[1]	Date	Depth to Free Product (ft btoc)	Depth to Groundwater (ft btoc)	Free Product Thickness (ft)	Groundwater Elevation[2] (ft btoc)
MW-40	728.92	12/21/2020	33.70	33.73	0.03	695.21
MW-40	728.92	12/26/2020	ND	33.85	0.00	695.07
MW-40	728.92	01/10/2021	ND	33.95	0.00	694.97
MW-40	728.92	01/19/2021	33.73	34.36	0.63	695.02
MW-40	728.92	01/25/2021	33.61	34.59	0.98	695.05
MW-40	728.92	02/01/2021	33.48	34.99	1.51	695.04
MW-40	728.92	02/08/2021	33.64	35.78	2.14	694.71
MW-40	728.92	02/16/2021	33.27	36.12	2.85	694.89
MW-40	728.92	02/22/2021	32.90	37.31	4.41	694.84
MW-40	728.92	03/04/2021	32.26	39.39	7.13	694.75
MW-40	728.92	03/08/2021	32.45	39.64	7.19	694.55
MW-40	728.92	03/11/2021	33.51	39.18	5.67	693.89
MW-40	728.92	03/15/2021	32.43	39.48	7.05	694.60
MW-40	728.92	03/22/2021	32.39	39.42	7.03	694.65
MW-40	728.92	04/01/2021	32.37	39.43	7.06	694.66
MW-40	728.92	04/12/2021	32.12	38.05	5.93	695.21
MW-40	728.92	04/19/2021	32.04	38.90	6.86	695.04
MW-40	728.92	04/29/2021	32.47	37.64	5.17	695.07
MW-40	728.92	05/03/2021	32.52	37.45	4.93	695.08
MW-40	728.92	05/10/2021	33.31	38.25	4.94	694.29
MW-40	728.92	05/18/2021	34.95	37.32	2.37	693.34
MW-40	728.92	05/26/2021	33.59	35.98	2.39	694.69
MW-40	728.92	05/31/2021	35.38	36.37	0.99	693.28
MW-40	728.92	06/07/2021	35.72	36.48	0.76	693.00
MW-40	728.92	06/14/2021	35.76	36.20	0.44	693.04
MW-40	728.92	06/21/2021	33.89	35.23	1.34	694.67
MW-40	728.92	07/01/2021	34.31	35.30	0.99	694.35
MW-40	728.92	07/06/2021	36.24	36.85	0.61	692.52
MW-40	728.92	07/14/2021	34.42	35.84	1.42	694.12
MW-40	728.92	07/28/2021	34.54	35.76	1.22	694.05
MW-40	728.92	08/02/2021	36.50	36.51	0.01	692.42
MW-40	728.92	08/16/2021	36.40	36.53	0.13	692.49
MW-40	728.92	08/26/2021	35.09	36.10	1.01	693.56
MW-40	728.92	08/30/2021	36.53	36.65	0.12	692.36
MW-40	728.92	09/14/2021	36.70	36.85	0.15	692.18
MW-40	728.92	09/16/2021	35.37	36.36	0.99	693.29
MW-40	728.92	09/23/2021	35.44	36.35	0.91	693.24
MW-40	728.92	10/06/2021	36.93	37.11	0.18	691.94
MW-40	728.92	10/12/2021	36.96	37.23	0.27	691.89
MW-40	728.92	10/18/2021	NM	NM	NM	NM
MW-40	728.92	10/27/2021	36.13	36.31	0.18	692.74
MW-40	728.92	11/01/2021	37.17	37.47	0.30	691.67
MW-40	728.92	11/15/2021	37.29	37.94	0.65	691.46
MW-40	728.92	11/22/2021	37.24	38.14	0.90	691.44
MW-40	728.92	11/30/2021	36.41	37.25	0.84	692.29

Table 3
Summary of Monitoring Well Gauging Data

Colonial Pipeline Company
2020-L1-SR2448
Huntersville, North Carolina

Well ID	Top Of Casing Elevation[1]	Date	Depth to Free Product (ft btoc)	Depth to Groundwater (ft btoc)	Free Product Thickness (ft)	Groundwater Elevation[2] (ft btoc)
MW-40	728.92	12/06/2021	37.28	37.90	0.62	691.47
MW-40	728.92	12/13/2021	37.34	38.55	1.21	691.26
MW-40	728.92	12/20/2021	37.50	38.53	1.03	691.14
MW-40	728.92	12/28/2021	36.60	38.40	1.80	691.84
MW-40	728.92	01/04/2022	37.78	38.86	1.08	690.85
MW-40	728.92	01/10/2022	37.81	38.88	1.07	690.82
MW-40	728.92	01/27/2022	36.93	38.85	1.92	691.48
MW-40	728.92	01/31/2022	37.39	39.04	1.65	691.09
MW-40	728.92	02/09/2022	37.52	39.04	1.52	690.99
MW-40	728.92	02/14/2022	ND	39.04	0.00	689.88
MW-41						
MW-41	745.92	09/14/2020	ND	53.40	0.00	692.52
MW-41	745.92	09/18/2020	ND	53.40	0.00	692.52
MW-41	745.92	09/28/2020	ND	53.36	0.00	692.56
MW-41	745.92	10/03/2020	ND	53.49	0.00	692.43
MW-41	745.92	10/19/2020	ND	53.51	0.00	692.41
MW-41	745.92	10/26/2020	ND	53.49	0.00	692.43
MW-41	745.92	11/09/2020	ND	53.53	0.00	692.39
MW-41	745.92	11/18/2020	ND	53.63	0.00	692.29
MW-41	745.92	11/23/2020	ND	53.60	0.00	692.32
MW-41	745.92	12/07/2020	ND	53.54	0.00	692.38
MW-41	745.92	12/21/2020	ND	53.82	0.00	692.10
MW-41	745.92	12/26/2020	ND	53.77	0.00	692.15
MW-41	745.92	01/10/2021	ND	54.28	0.00	691.64
MW-41	745.92	01/19/2021	ND	54.35	0.00	691.57
MW-41	745.92	01/25/2021	ND	54.28	0.00	691.64
MW-41	745.92	02/01/2021	ND	54.22	0.00	691.70
MW-41	745.92	02/08/2021	ND	54.64	0.00	691.28
MW-41	745.92	02/16/2021	ND	54.20	0.00	691.72
MW-41	745.92	02/22/2021	ND	54.11	0.00	691.81
MW-41	745.92	03/04/2021	ND	54.09	0.00	691.83
MW-41	745.92	03/08/2021	ND	54.32	0.00	691.60
MW-41	745.92	03/15/2021	ND	54.50	0.00	691.42
MW-41	745.92	03/22/2021	ND	54.41	0.00	691.51
MW-41	745.92	04/01/2021	ND	54.34	0.00	691.58
MW-41	745.92	04/12/2021	ND	54.51	0.00	691.41
MW-41	745.92	04/19/2021	ND	54.55	0.00	691.37
MW-41	745.92	04/29/2021	ND	54.34	0.00	691.58
MW-41	745.92	05/03/2021	ND	54.40	0.00	691.52
MW-41	745.92	05/10/2021	ND	54.50	0.00	691.42
MW-41	745.92	05/18/2021	ND	54.52	0.00	691.40
MW-41	745.92	05/26/2021	ND	54.38	0.00	691.54
MW-41	745.92	05/31/2021	ND	54.67	0.00	691.25
MW-41	745.92	06/07/2021	ND	54.71	0.00	691.21
MW-41	745.92	06/14/2021	ND	54.43	0.00	691.49

Table 3
Summary of Monitoring Well Gauging Data

Colonial Pipeline Company
2020-L1-SR2448
Huntersville, North Carolina

Well ID	Top Of Casing Elevation[1]	Date	Depth to Free Product (ft btoc)	Depth to Groundwater (ft btoc)	Free Product Thickness (ft)	Groundwater Elevation[2] (ft btoc)
MW-41	745.92	06/21/2021	ND	54.85	0.00	691.07
MW-41	745.92	07/01/2021	ND	54.82	0.00	691.10
MW-41	745.92	07/06/2021	ND	55.18	0.00	690.74
MW-41	745.92	07/14/2021	ND	54.93	0.00	690.99
MW-41	745.92	07/28/2021	ND	55.36	0.00	690.56
MW-41	745.92	08/02/2021	ND	55.61	0.00	690.31
MW-41	745.92	08/16/2021	ND	55.70	0.00	690.22
MW-41	745.92	08/26/2021	ND	55.72	0.00	690.20
MW-41	745.92	08/30/2021	ND	56.09	0.00	689.83
MW-41	745.92	09/14/2021	ND	55.47	0.00	690.45
MW-41	745.92	09/23/2021	ND	56.38	0.00	689.54
MW-41	745.92	10/06/2021	ND	57.10	0.00	688.82
MW-41	745.92	10/12/2021	ND	57.11	0.00	688.81
MW-41	745.92	10/18/2021	ND	57.29	0.00	688.63
MW-41	745.92	10/27/2021	ND	57.11	0.00	688.81
MW-41	745.92	11/01/2021	ND	57.41	0.00	688.51
MW-41	745.92	11/15/2021	ND	58.28	0.00	687.64
MW-41	745.92	11/22/2021	ND	38.59	0.00	707.33
MW-41	745.92	11/30/2021	ND	58.33	0.00	687.59
MW-41	745.92	12/06/2021	ND	58.82	0.00	687.10
MW-41	745.92	12/13/2021	ND	59.01	0.00	686.91
MW-41	745.92	12/20/2021	ND	59.22	0.00	686.70
MW-41	745.92	12/28/2021	ND	58.68	0.00	687.24
MW-41	745.92	01/04/2022	ND	59.64	0.00	686.28
MW-41	745.92	01/10/2022	59.31	59.33	0.02	686.60
MW-41	745.92	01/27/2022	ND	59.16	0.00	686.76
MW-41	745.92	01/31/2022	ND	58.68	0.00	687.24
MW-41	745.92	02/09/2022	59.95	60.50	0.55	685.82
MW-41	745.92	02/14/2022	NM	NM	NM	NM
MW-42						
MW-42	735.71	09/14/2020	ND	41.33	0.00	694.38
MW-42	735.71	09/18/2020	ND	38.15	0.00	697.56
MW-42	735.71	09/28/2020	ND	38.14	0.00	697.57
MW-42	735.71	10/03/2020	ND	38.25	0.00	697.46
MW-42	735.71	10/19/2020	ND	38.31	0.00	697.40
MW-42	735.71	10/26/2020	ND	38.36	0.00	697.35
MW-42	735.71	11/09/2020	ND	38.44	0.00	697.27
MW-42	735.71	11/18/2020	ND	38.57	0.00	697.14
MW-42	735.71	11/23/2020	ND	38.42	0.00	697.29
MW-42	735.71	12/07/2020	ND	38.40	0.00	697.31
MW-42	735.71	12/21/2020	ND	38.50	0.00	697.21
MW-42	735.71	12/26/2020	ND	38.61	0.00	697.10
MW-42	735.71	01/10/2021	ND	38.74	0.00	696.97
MW-42	735.71	01/19/2021	ND	38.71	0.00	697.00
MW-42	735.71	01/25/2021	ND	38.93	0.00	696.78

Table 3
Summary of Monitoring Well Gauging Data

Colonial Pipeline Company
2020-L1-SR2448
Huntersville, North Carolina

Well ID	Top Of Casing Elevation[1]	Date	Depth to Free Product (ft btoc)	Depth to Groundwater (ft btoc)	Free Product Thickness (ft)	Groundwater Elevation[2] (ft btoc)
MW-42	735.71	02/01/2021	ND	38.97	0.00	696.74
MW-42	735.71	02/08/2021	ND	39.26	0.00	696.45
MW-42	735.71	02/16/2021	ND	39.10	0.00	696.61
MW-42	735.71	02/22/2021	ND	39.13	0.00	696.58
MW-42	732.48	03/04/2021	ND	39.05	0.00	693.43
MW-42	732.48	03/08/2021	ND	39.29	0.00	693.19
MW-42	732.48	03/15/2021	ND	39.53	0.00	692.95
MW-42	732.48	03/22/2021	ND	39.61	0.00	692.87
MW-42	732.48	04/01/2021	ND	39.22	0.00	693.26
MW-42	732.48	04/12/2021	ND	38.98	0.00	693.50
MW-42	732.48	04/19/2021	ND	39.00	0.00	693.48
MW-42	732.48	04/29/2021	ND	38.92	0.00	693.56
MW-42	732.48	05/03/2021	ND	38.83	0.00	693.65
MW-42	732.48	05/10/2021	ND	39.17	0.00	693.31
MW-42	732.48	05/18/2021	ND	39.79	0.00	692.69
MW-42	732.48	05/26/2021	ND	39.67	0.00	692.81
MW-42	732.48	05/31/2021	ND	40.29	0.00	692.19
MW-42	732.48	06/07/2021	ND	40.41	0.00	692.07
MW-42	732.48	06/14/2021	ND	40.54	0.00	691.94
MW-42	732.48	06/21/2021	ND	40.62	0.00	691.86
MW-42	732.48	07/01/2021	ND	40.55	0.00	691.93
MW-42	732.48	07/06/2021	ND	40.20	0.00	692.28
MW-42	732.48	07/14/2021	ND	41.04	0.00	691.44
MW-42	732.48	07/28/2021	ND	41.52	0.00	690.96
MW-42	732.48	08/02/2021	ND	41.75	0.00	690.73
MW-42	732.48	08/16/2021	ND	41.90	0.00	690.58
MW-42	732.48	08/26/2021	ND	41.74	0.00	690.74
MW-42	732.48	08/30/2021	ND	42.17	0.00	690.31
MW-42	732.48	09/14/2021	ND	42.49	0.00	689.99
MW-42	732.48	09/23/2021	ND	42.29	0.00	690.19
MW-42	732.48	10/06/2021	ND	42.91	0.00	689.57
MW-42	732.48	10/12/2021	ND	43.09	0.00	689.39
MW-42	732.48	10/18/2021	ND	43.23	0.00	689.25
MW-42	732.48	10/27/2021	ND	43.02	0.00	689.46
MW-42	732.48	11/01/2021	ND	43.43	0.00	689.05
MW-42	732.48	11/15/2021	ND	43.61	0.00	688.87
MW-42	732.48	11/22/2021	ND	43.79	0.00	688.69
MW-42	732.48	11/30/2021	ND	43.93	0.00	688.55
MW-42	732.48	12/06/2021	ND	44.02	0.00	688.46
MW-42	732.48	12/13/2021	ND	44.21	0.00	688.27
MW-42	732.48	12/20/2021	ND	44.40	0.00	688.08
MW-42	732.48	12/28/2021	ND	44.11	0.00	688.37
MW-42	732.48	01/04/2022	ND	44.78	0.00	687.70
MW-42	732.48	01/10/2022	ND	44.95	0.00	687.53

Table 3
Summary of Monitoring Well Gauging Data

Colonial Pipeline Company
2020-L1-SR2448
Huntersville, North Carolina

Well ID	Top Of Casing Elevation[1]	Date	Depth to Free Product (ft btoc)	Depth to Groundwater (ft btoc)	Free Product Thickness (ft)	Groundwater Elevation[2] (ft btoc)
MW-42	732.48	01/27/2022	ND	44.47	0.00	688.01
MW-42	732.48	01/31/2022	ND	46.62	0.00	685.86
MW-42	732.48	02/09/2022	ND	45.13	0.00	687.35
MW-42	732.48	02/14/2022	ND	45.28	0.00	687.20
MW-43						
MW-43	729.80	09/14/2020	ND	38.27	0.00	691.53
MW-43	729.80	09/18/2020	ND	38.30	0.00	691.50
MW-43	729.80	09/28/2020	ND	38.33	0.00	691.47
MW-43	729.80	10/03/2020	ND	38.52	0.00	691.28
MW-43	729.80	10/19/2020	ND	38.49	0.00	691.31
MW-43	729.80	10/26/2020	ND	38.52	0.00	691.28
MW-43	729.80	11/09/2020	ND	38.49	0.00	691.31
MW-43	729.80	11/18/2020	ND	38.55	0.00	691.25
MW-43	729.80	11/23/2020	ND	39.51	0.00	690.29
MW-43	729.80	12/07/2020	ND	38.40	0.00	691.40
MW-43	729.80	12/21/2020	ND	38.50	0.00	691.30
MW-43	729.80	12/26/2020	ND	38.58	0.00	691.22
MW-43	729.80	01/10/2021	ND	38.60	0.00	691.20
MW-43	729.80	01/19/2021	ND	38.70	0.00	691.10
MW-43	729.80	01/25/2021	ND	48.67	0.00	681.13
MW-43	729.80	02/01/2021	ND	38.74	0.00	691.06
MW-43	729.80	02/08/2021	ND	39.01	0.00	690.79
MW-43	729.80	02/16/2021	ND	38.84	0.00	690.96
MW-43	729.80	02/22/2021	ND	38.78	0.00	691.02
MW-43	729.80	03/04/2021	ND	38.65	0.00	691.15
MW-43	729.80	03/08/2021	ND	38.84	0.00	690.96
MW-43	729.80	03/15/2021	ND	38.78	0.00	691.02
MW-43	729.80	03/22/2021	ND	38.71	0.00	691.09
MW-43	729.80	04/01/2021	ND	38.61	0.00	691.19
MW-43	729.80	04/12/2021	ND	38.44	0.00	691.36
MW-43	729.80	04/19/2021	ND	38.44	0.00	691.36
MW-43	729.80	04/29/2021	ND	38.32	0.00	691.48
MW-43	729.80	05/03/2021	ND	38.23	0.00	691.57
MW-43	729.80	05/10/2021	ND	38.23	0.00	691.57
MW-43	729.80	05/18/2021	ND	38.17	0.00	691.63
MW-43	729.80	05/26/2021	ND	38.10	0.00	691.70
MW-43	729.80	05/31/2021	ND	38.21	0.00	691.59
MW-43	729.80	06/07/2021	ND	28.16	0.00	701.64
MW-43	729.80	06/14/2021	ND	38.20	0.00	691.60
MW-43	729.80	06/21/2021	ND	38.26	0.00	691.54
MW-43	729.80	07/01/2021	ND	38.36	0.00	691.44
MW-43	729.80	07/06/2021	ND	38.56	0.00	691.24
MW-43	729.80	07/14/2021	ND	38.68	0.00	691.12
MW-43	729.80	07/28/2021	ND	38.99	0.00	690.81
MW-43	729.80	08/02/2021	ND	39.08	0.00	690.72

Table 3
Summary of Monitoring Well Gauging Data

Colonial Pipeline Company
2020-L1-SR2448
Huntersville, North Carolina

Well ID	Top Of Casing Elevation[1]	Date	Depth to Free Product (ft btoc)	Depth to Groundwater (ft btoc)	Free Product Thickness (ft)	Groundwater Elevation[2] (ft btoc)
MW-43	729.80	08/16/2021	ND	39.28	0.00	690.52
MW-43	729.80	08/26/2021	ND	39.40	0.00	690.40
MW-43	729.80	08/30/2021	ND	39.46	0.00	690.34
MW-43	729.80	09/14/2021	ND	39.74	0.00	690.06
MW-43	729.80	09/23/2021	ND	39.89	0.00	689.91
MW-43	729.80	10/06/2021	ND	40.13	0.00	689.67
MW-43	729.80	10/12/2021	ND	40.24	0.00	689.56
MW-43	729.80	10/18/2021	ND	40.39	0.00	689.41
MW-43	729.80	10/27/2021	ND	40.49	0.00	689.31
MW-43	729.80	11/01/2021	ND	40.58	0.00	689.22
MW-43	729.80	11/15/2021	ND	40.73	0.00	689.07
MW-43	729.80	11/22/2021	ND	40.77	0.00	689.03
MW-43	729.80	11/30/2021	ND	40.94	0.00	688.86
MW-43	729.80	12/06/2021	ND	40.93	0.00	688.87
MW-43	729.80	12/13/2021	ND	40.12	0.00	689.68
MW-43	729.80	12/20/2021	ND	41.27	0.00	688.53
MW-43	729.80	12/28/2021	ND	41.31	0.00	688.49
MW-43	729.80	01/04/2022	ND	41.47	0.00	688.33
MW-43	729.80	01/10/2022	ND	41.65	0.00	688.15
MW-43	729.80	01/27/2022	ND	41.78	0.00	688.02
MW-43	729.80	01/31/2022	ND	41.85	0.00	687.95
MW-43	729.80	02/09/2022	ND	41.93	0.00	687.87
MW-43	729.80	02/14/2022	ND	42.05	0.00	687.75
MW-44						
MW-44	726.48	09/14/2020	ND	32.40	0.00	694.08
MW-44	726.48	09/18/2020	ND	32.53	0.00	693.95
MW-44	726.48	09/28/2020	ND	32.59	0.00	693.89
MW-44	726.48	10/03/2020	ND	32.64	0.00	693.84
MW-44	726.48	10/19/2020	ND	32.70	0.00	693.78
MW-44	726.48	10/21/2020	ND	34.70	0.00	691.78
MW-44	726.48	10/26/2020	ND	32.62	0.00	693.86
MW-44	726.48	11/09/2020	ND	32.67	0.00	693.81
MW-44	726.48	11/18/2020	ND	32.68	0.00	693.80
MW-44	726.48	11/23/2020	NM	NM	NM	NM
MW-44	726.48	12/07/2020	ND	32.50	0.00	693.98
MW-44	726.48	12/21/2020	ND	32.50	0.00	693.98
MW-44	726.48	12/26/2020	ND	32.50	0.00	693.98
MW-44	726.48	01/10/2021	ND	32.41	0.00	694.07
MW-44	726.48	01/19/2021	ND	32.35	0.00	694.13
MW-44	726.48	01/25/2021	ND	32.25	0.00	694.23
MW-44	726.48	02/01/2021	ND	32.18	0.00	694.30
MW-44	726.48	02/08/2021	ND	32.18	0.00	694.30
MW-44	726.48	02/16/2021	ND	32.18	0.00	694.30
MW-44	726.48	02/22/2021	ND	32.10	0.00	694.38
MW-44	726.48	03/04/2021	ND	31.96	0.00	694.52

Table 3
Summary of Monitoring Well Gauging Data

Colonial Pipeline Company
2020-L1-SR2448
Huntersville, North Carolina

Well ID	Top Of Casing Elevation[1]	Date	Depth to Free Product (ft btoc)	Depth to Groundwater (ft btoc)	Free Product Thickness (ft)	Groundwater Elevation[2] (ft btoc)
MW-44	726.48	03/08/2021	ND	32.00	0.00	694.48
MW-44	726.48	03/15/2021	ND	31.88	0.00	694.60
MW-44	726.48	03/22/2021	ND	31.84	0.00	694.64
MW-44	726.48	04/01/2021	ND	31.71	0.00	694.77
MW-44	726.48	04/12/2021	ND	31.47	0.00	695.01
MW-44	726.48	04/19/2021	ND	31.38	0.00	695.10
MW-44	726.48	04/29/2021	ND	31.34	0.00	695.14
MW-44	726.48	05/03/2021	ND	31.29	0.00	695.19
MW-44	726.48	05/10/2021	ND	31.30	0.00	695.18
MW-44	726.48	05/18/2021	ND	31.37	0.00	695.11
MW-44	726.48	05/26/2021	ND	31.37	0.00	695.11
MW-44	726.48	05/31/2021	ND	31.45	0.00	695.03
MW-44	726.48	06/07/2021	ND	31.47	0.00	695.01
MW-44	726.48	06/14/2021	ND	31.53	0.00	694.95
MW-44	726.48	06/21/2021	ND	31.58	0.00	694.90
MW-44	726.48	07/01/2021	ND	31.65	0.00	694.83
MW-44	726.48	07/06/2021	ND	31.73	0.00	694.75
MW-44	726.48	07/14/2021	ND	31.83	0.00	694.65
MW-44	726.48	07/28/2021	ND	31.92	0.00	694.56
MW-44	726.48	08/02/2021	ND	31.99	0.00	694.49
MW-44	726.48	08/16/2021	ND	32.15	0.00	694.33
MW-44	726.48	08/26/2021	ND	32.07	0.00	694.41
MW-44	726.48	08/30/2021	ND	32.17	0.00	694.31
MW-44	726.48	09/14/2021	ND	32.33	0.00	694.15
MW-44	726.48	09/23/2021	ND	32.46	0.00	694.02
MW-44	726.48	10/06/2021	ND	32.61	0.00	693.87
MW-44	726.48	10/12/2021	ND	32.74	0.00	693.74
MW-44	726.48	10/18/2021	ND	32.82	0.00	693.66
MW-44	726.48	10/27/2021	ND	32.98	0.00	693.50
MW-44	726.48	11/01/2021	ND	33.02	0.00	693.46
MW-44	726.48	11/15/2021	ND	32.23	0.00	694.25
MW-44	726.48	11/30/2021	ND	33.44	0.00	693.04
MW-44	726.48	12/06/2021	ND	33.48	0.00	693.00
MW-44	726.48	12/13/2021	ND	33.58	0.00	692.90
MW-44	726.48	12/20/2021	ND	33.68	0.00	692.80
MW-44	726.48	12/28/2021	ND	33.71	0.00	692.77
MW-44	726.48	01/04/2022	ND	33.98	0.00	692.50
MW-44	726.48	01/10/2022	ND	34.03	0.00	692.45
MW-44	726.48	01/27/2022	ND	34.02	0.00	692.46
MW-44	726.48	01/31/2022	ND	34.10	0.00	692.38
MW-44	726.48	02/09/2022	ND	34.23	0.00	692.25
MW-44	726.48	02/14/2022	ND	34.19	0.00	692.29

Table 3
Summary of Monitoring Well Gauging Data

Colonial Pipeline Company
2020-L1-SR2448
Huntersville, North Carolina

Well ID	Top Of Casing Elevation[1]	Date	Depth to Free Product (ft btoc)	Depth to Groundwater (ft btoc)	Free Product Thickness (ft)	Groundwater Elevation[2] (ft btoc)
MW-45						
MW-45	729.41	09/14/2020	ND	35.28	0.00	694.13
MW-45	729.41	09/18/2020	ND	35.21	0.00	694.20
MW-45	729.41	09/28/2020	ND	35.29	0.00	694.12
MW-45	729.41	10/03/2020	ND	35.40	0.00	694.01
MW-45	729.41	10/19/2020	ND	35.38	0.00	694.03
MW-45	729.41	10/26/2020	ND	35.39	0.00	694.02
MW-45	729.41	11/09/2020	ND	35.37	0.00	694.04
MW-45	729.41	11/18/2020	ND	35.41	0.00	694.00
MW-45	729.41	11/23/2020	ND	35.27	0.00	694.14
MW-45	729.41	12/07/2020	ND	35.19	0.00	694.22
MW-45	729.41	12/21/2020	ND	35.24	0.00	694.17
MW-45	729.41	12/26/2020	ND	35.34	0.00	694.07
MW-45	729.41	01/10/2021	ND	35.35	0.00	694.06
MW-45	729.41	01/19/2021	ND	35.34	0.00	694.07
MW-45	729.41	01/25/2021	ND	35.18	0.00	694.23
MW-45	729.41	02/01/2021	ND	35.29	0.00	694.12
MW-45	729.41	02/08/2021	ND	35.59	0.00	693.82
MW-45	729.41	02/16/2021	ND	35.46	0.00	693.95
MW-45	729.41	02/22/2021	ND	35.32	0.00	694.09
MW-45	729.41	03/04/2021	ND	35.29	0.00	694.12
MW-45	729.41	03/08/2021	ND	35.36	0.00	694.05
MW-45	729.41	03/15/2021	ND	35.36	0.00	694.05
MW-45	729.41	03/22/2021	ND	35.32	0.00	694.09
MW-45	729.41	04/01/2021	ND	35.13	0.00	694.28
MW-45	729.41	04/12/2021	ND	34.89	0.00	694.52
MW-45	729.41	04/19/2021	ND	34.85	0.00	694.56
MW-45	729.41	04/29/2021	ND	34.81	0.00	694.60
MW-45	729.41	05/03/2021	ND	34.77	0.00	694.64
MW-45	729.41	05/10/2021	ND	34.98	0.00	694.43
MW-45	729.41	05/18/2021	ND	35.35	0.00	694.06
MW-45	729.41	05/26/2021	ND	35.47	0.00	693.94
MW-45	729.41	05/31/2021	ND	35.78	0.00	693.63
MW-45	729.41	06/07/2021	ND	35.89	0.00	693.52
MW-45	729.41	06/14/2021	ND	36.11	0.00	693.30
MW-45	729.41	06/21/2021	ND	36.10	0.00	693.31
MW-45	729.41	07/01/2021	ND	36.37	0.00	693.04
MW-45	729.41	07/06/2021	ND	36.71	0.00	692.70
MW-45	729.41	07/14/2021	ND	36.86	0.00	692.55
MW-45	729.41	07/28/2021	ND	37.12	0.00	692.29
MW-45	729.41	08/02/2021	ND	37.35	0.00	692.06
MW-45	729.41	08/16/2021	ND	37.56	0.00	691.85
MW-45	729.41	08/26/2021	ND	37.67	0.00	691.74
MW-45	729.41	08/30/2021	ND	37.83	0.00	691.58
MW-45	729.41	09/14/2021	ND	38.08	0.00	691.33

Table 3
Summary of Monitoring Well Gauging Data

Colonial Pipeline Company
2020-L1-SR2448
Huntersville, North Carolina

Well ID	Top Of Casing Elevation[1]	Date	Depth to Free Product (ft btoc)	Depth to Groundwater (ft btoc)	Free Product Thickness (ft)	Groundwater Elevation[2] (ft btoc)
MW-45	729.41	09/23/2021	ND	38.27	0.00	691.14
MW-45	729.41	10/06/2021	ND	38.54	0.00	690.87
MW-45	729.41	10/12/2021	ND	38.71	0.00	690.70
MW-45	729.41	10/18/2021	ND	38.89	0.00	690.52
MW-45	729.41	10/27/2021	ND	39.02	0.00	690.39
MW-45	729.41	11/01/2021	ND	39.20	0.00	690.21
MW-45	729.41	11/15/2021	ND	39.45	0.00	689.96
MW-45	729.41	11/22/2021	ND	39.52	0.00	689.89
MW-45	729.41	11/30/2021	ND	39.73	0.00	689.68
MW-45	729.41	12/06/2021	ND	39.76	0.00	689.65
MW-45	729.41	12/13/2021	ND	39.96	0.00	689.45
MW-45	729.41	12/20/2021	ND	40.09	0.00	689.32
MW-45	729.41	12/28/2021	ND	41.40	0.00	688.01
MW-45	729.41	01/04/2022	ND	40.42	0.00	688.99
MW-45	729.41	01/10/2022	ND	40.55	0.00	688.86
MW-45	729.41	01/27/2022	ND	38.56	0.00	690.85
MW-45	729.41	01/31/2022	ND	40.64	0.00	688.77
MW-45	729.41	02/09/2022	ND	40.81	0.00	688.60
MW-45	729.41	02/14/2022	ND	40.92	0.00	688.49
MW-46						
MW-46	726.73	09/14/2020	ND	31.63	0.00	695.10
MW-46	726.73	09/18/2020	ND	31.63	0.00	695.10
MW-46	726.73	09/28/2020	ND	31.71	0.00	695.02
MW-46	726.73	10/03/2020	ND	31.82	0.00	694.91
MW-46	726.73	10/19/2020	ND	31.89	0.00	694.84
MW-46	726.73	10/26/2020	ND	31.88	0.00	694.85
MW-46	726.73	11/09/2020	ND	31.88	0.00	694.85
MW-46	726.73	11/18/2020	ND	31.91	0.00	694.82
MW-46	726.73	11/23/2020	ND	31.82	0.00	694.91
MW-46	726.73	12/07/2020	ND	31.71	0.00	695.02
MW-46	726.73	12/21/2020	ND	31.77	0.00	694.96
MW-46	726.73	12/26/2020	ND	31.85	0.00	694.88
MW-46	726.73	01/10/2021	ND	31.83	0.00	694.90
MW-46	726.73	01/19/2021	ND	31.81	0.00	694.92
MW-46	726.73	01/25/2021	ND	31.62	0.00	695.11
MW-46	726.73	02/01/2021	ND	31.67	0.00	695.06
MW-46	726.73	02/08/2021	ND	31.98	0.00	694.75
MW-46	726.73	02/16/2021	ND	31.91	0.00	694.82
MW-46	726.73	02/22/2021	ND	31.83	0.00	694.90
MW-46	726.73	03/04/2021	ND	32.05	0.00	694.68
MW-46	726.73	03/08/2021	ND	32.27	0.00	694.46
MW-46	726.73	03/15/2021	ND	32.28	0.00	694.45
MW-46	726.73	03/22/2021	ND	32.23	0.00	694.50
MW-46	726.73	04/01/2021	ND	32.03	0.00	694.70
MW-46	726.73	04/12/2021	ND	31.74	0.00	694.99

Table 3
Summary of Monitoring Well Gauging Data

Colonial Pipeline Company
2020-L1-SR2448
Huntersville, North Carolina

Well ID	Top Of Casing Elevation[1]	Date	Depth to Free Product (ft btoc)	Depth to Groundwater (ft btoc)	Free Product Thickness (ft)	Groundwater Elevation[2] (ft btoc)
MW-46	726.73	04/19/2021	ND	31.68	0.00	695.05
MW-46	726.73	04/29/2021	ND	31.60	0.00	695.13
MW-46	726.73	05/03/2021	ND	31.45	0.00	695.28
MW-46	726.73	05/10/2021	ND	31.70	0.00	695.03
MW-46	726.73	05/18/2021	ND	32.53	0.00	694.20
MW-46	726.73	05/26/2021	ND	32.57	0.00	694.16
MW-46	726.73	05/31/2021	ND	33.04	0.00	693.69
MW-46	726.73	06/07/2021	ND	33.25	0.00	693.48
MW-46	726.73	06/14/2021	ND	33.45	0.00	693.28
MW-46	726.73	06/21/2021	ND	33.76	0.00	692.97
MW-46	726.73	07/01/2021	ND	33.62	0.00	693.11
MW-46	726.73	07/06/2021	ND	33.69	0.00	693.04
MW-46	726.73	07/14/2021	ND	33.71	0.00	693.02
MW-46	726.73	07/28/2021	ND	33.87	0.00	692.86
MW-46	726.73	08/02/2021	ND	34.43	0.00	692.30
MW-46	726.73	08/16/2021	ND	34.78	0.00	691.95
MW-46	726.73	08/26/2021	ND	34.71	0.00	692.02
MW-46	726.73	08/30/2021	ND	35.01	0.00	691.72
MW-46	726.73	09/14/2021	ND	35.28	0.00	691.45
MW-46	726.73	09/23/2021	ND	35.21	0.00	691.52
MW-46	726.73	10/06/2021	ND	35.62	0.00	691.11
MW-46	726.73	10/12/2021	ND	35.82	0.00	690.91
MW-46	726.73	10/18/2021	ND	35.91	0.00	690.82
MW-46	726.73	10/27/2021	ND	35.81	0.00	690.92
MW-46	726.73	11/01/2021	ND	36.18	0.00	690.55
MW-46	726.73	11/22/2021	ND	36.51	0.00	690.22
MW-46	726.73	11/30/2021	ND	36.58	0.00	690.15
MW-46	726.73	12/06/2021	ND	36.65	0.00	690.08
MW-46	726.73	12/13/2021	ND	36.83	0.00	689.90
MW-46	726.73	12/20/2021	ND	37.00	0.00	689.73
MW-46	726.73	12/28/2021	ND	36.83	0.00	689.90
MW-46	726.73	01/04/2022	ND	37.29	0.00	689.44
MW-46	726.73	01/10/2022	ND	37.45	0.00	689.28
MW-46	726.73	01/27/2022	ND	37.12	0.00	689.61
MW-46	726.73	01/31/2022	ND	37.33	0.00	689.40
MW-46	726.73	02/09/2022	ND	37.47	0.00	689.26
MW-46	726.73	02/14/2022	ND	37.60	0.00	689.13
MW-47						
MW-47	726.77	09/14/2020	ND	30.88	0.00	695.89
MW-47	726.77	09/18/2020	ND	30.75	0.00	696.02
MW-47	726.77	09/28/2020	ND	30.74	0.00	696.03
MW-47	726.77	10/03/2020	30.54	30.88	0.34	696.14
MW-47	726.77	10/19/2020	25.61	27.85	2.24	700.56
MW-47	726.77	11/09/2020	25.51	27.78	2.27	700.65
MW-47	726.77	11/18/2020	ARP	ARP	ARP	ARP

Table 3
Summary of Monitoring Well Gauging Data

Colonial Pipeline Company
2020-L1-SR2448
Huntersville, North Carolina

Well ID	Top Of Casing Elevation[1]	Date	Depth to Free Product (ft btoc)	Depth to Groundwater (ft btoc)	Free Product Thickness (ft)	Groundwater Elevation[2] (ft btoc)
MW-47	726.77	11/23/2020	25.51	27.75	2.24	700.66
MW-47	726.77	12/07/2020	ARP	ARP	ARP	ARP
MW-47	726.77	12/21/2020	ARP	ARP	ARP	ARP
MW-47	726.77	12/26/2020	25.58	27.80	2.22	700.60
MW-47	726.77	01/10/2021	ARP	ARP	ARP	ARP
MW-47	726.77	01/19/2021	ARP	ARP	ARP	ARP
MW-47	726.77	01/25/2021	ARP	ARP	ARP	ARP
MW-47	726.77	02/01/2021	25.46	27.68	2.22	700.72
MW-47	726.77	02/08/2021	ARP	ARP	ARP	ARP
MW-47	726.77	02/16/2021	ARP	ARP	ARP	ARP
MW-47	726.77	02/22/2021	ARP	ARP	ARP	ARP
MW-47	723.18	03/04/2021	26.41	27.72	1.31	696.42
MW-47	723.18	03/08/2021	ARP	ARP	ARP	ARP
MW-47	723.18	03/15/2021	ARP	ARP	ARP	ARP
MW-47	723.18	03/22/2021	ARP	ARP	ARP	ARP
MW-47	723.18	04/01/2021	25.74	25.90	0.16	697.40
MW-47	723.18	04/12/2021	ARP	ARP	ARP	ARP
MW-47	723.18	04/19/2021	ARP	ARP	ARP	ARP
MW-47	723.18	04/29/2021	26.48	27.55	1.07	696.41
MW-47	723.18	05/03/2021	ARP	ARP	ARP	ARP
MW-47	723.18	05/10/2021	ARP	ARP	ARP	ARP
MW-47	723.18	05/18/2021	ARP	ARP	ARP	ARP
MW-47	723.18	05/26/2021	27.33	27.44	0.11	695.82
MW-47	723.18	05/31/2021	ARP	ARP	ARP	ARP
MW-47	723.18	06/07/2021	ARP	ARP	ARP	ARP
MW-47	723.18	06/14/2021	ARP	ARP	ARP	ARP
MW-47	723.18	06/21/2021	ARP	ARP	ARP	ARP
MW-47	723.18	07/01/2021	ND	27.64	0.00	695.54
MW-47	723.18	07/06/2021	ARP	ARP	ARP	ARP
MW-47	723.18	07/14/2021	ND	27.56	0.00	695.62
MW-47	723.18	07/28/2021	ND	26.91	0.00	696.27
MW-47	723.18	08/16/2021	ARP	ARP	ARP	ARP
MW-47	723.18	08/26/2021	ND	27.37	0.00	695.81
MW-47	723.18	08/30/2021	ARP	ARP	ARP	ARP
MW-47	723.18	09/16/2021	ND	27.35	0.00	695.83
MW-47	723.18	09/23/2021	ND	27.24	0.00	695.94
MW-47	723.18	10/06/2021	ARP	ARP	ARP	ARP
MW-47	723.18	10/12/2021	ARP	ARP	ARP	ARP
MW-47	723.18	10/18/2021	ARP	ARP	ARP	ARP
MW-47	723.18	10/27/2021	ND	27.35	0.00	695.83
MW-47	723.18	11/01/2021	ARP	ARP	ARP	ARP
MW-47	723.18	11/30/2021	ND	27.47	0.00	695.71
MW-47	723.18	12/06/2021	ARP	ARP	ARP	ARP
MW-47	723.18	12/13/2021	ARP	ARP	ARP	ARP
MW-47	723.18	12/20/2021	ARP	ARP	ARP	ARP

Table 3
Summary of Monitoring Well Gauging Data

Colonial Pipeline Company
2020-L1-SR2448
Huntersville, North Carolina

Well ID	Top Of Casing Elevation[1]	Date	Depth to Free Product (ft btoc)	Depth to Groundwater (ft btoc)	Free Product Thickness (ft)	Groundwater Elevation[2] (ft btoc)
MW-47	723.18	12/28/2021	ND	27.25	0.00	695.93
MW-47	723.18	01/04/2022	ARP	ARP	ARP	ARP
MW-47	723.18	01/10/2022	ARP	ARP	ARP	ARP
MW-47	723.18	01/27/2022	ND	27.25	0.00	695.93
MW-47	723.18	01/31/2022	ARP	ARP	ARP	ARP
MW-47	723.18	02/09/2022	ARP	ARP	ARP	ARP
MW-47	723.18	02/14/2022	ARP	ARP	ARP	ARP
MW-48						
MW-48	723.09	09/18/2020	ND	33.44	0.00	689.65
MW-48	723.09	09/28/2020	ND	33.38	0.00	689.71
MW-48	723.09	10/03/2020	ND	33.57	0.00	689.52
MW-48	723.09	10/19/2020	ND	33.63	0.00	689.46
MW-48	723.09	10/26/2020	ND	33.65	0.00	689.44
MW-48	723.09	11/09/2020	ND	33.58	0.00	689.51
MW-48	723.09	11/18/2020	ND	33.64	0.00	689.45
MW-48	723.09	11/23/2020	ND	33.56	0.00	689.53
MW-48	723.09	12/07/2020	33.30	33.70	0.40	689.68
MW-48	723.09	12/21/2020	ARP	ARP	ARP	ARP
MW-48	723.09	12/26/2020	33.79	34.51	0.72	689.10
MW-48	723.09	01/10/2021	ARP	ARP	ARP	ARP
MW-48	723.09	01/19/2021	ARP	ARP	ARP	ARP
MW-48	723.09	01/25/2021	ARP	ARP	ARP	ARP
MW-48	723.09	02/01/2021	32.85	38.05	5.20	688.85
MW-48	723.09	02/08/2021	ARP	ARP	ARP	ARP
MW-48	723.09	02/16/2021	ARP	ARP	ARP	ARP
MW-48	723.09	02/22/2021	ARP	ARP	ARP	ARP
MW-48	723.57	03/04/2021	33.73	34.80	1.07	689.55
MW-48	723.57	03/15/2021	ARP	ARP	ARP	ARP
MW-48	723.57	03/22/2021	ARP	ARP	ARP	ARP
MW-48	723.57	04/01/2021	33.45	35.18	1.73	689.66
MW-48	723.57	04/12/2021	ARP	ARP	ARP	ARP
MW-48	723.57	04/19/2021	ARP	ARP	ARP	ARP
MW-48	723.57	04/29/2021	33.61	33.88	0.27	689.89
MW-48	723.57	05/03/2021	ARP	ARP	ARP	ARP
MW-48	723.57	05/10/2021	ARP	ARP	ARP	ARP
MW-48	723.57	05/18/2021	ARP	ARP	ARP	ARP
MW-48	723.57	05/26/2021	33.60	33.74	0.14	689.93
MW-48	723.57	05/31/2021	ARP	ARP	ARP	ARP
MW-48	723.57	06/07/2021	ARP	ARP	ARP	ARP
MW-48	723.57	06/14/2021	ARP	ARP	ARP	ARP
MW-48	723.57	06/21/2021	ARP	ARP	ARP	ARP
MW-48	723.57	07/01/2021	34.02	34.42	0.40	689.44
MW-48	723.57	07/06/2021	ARP	ARP	ARP	ARP
MW-48	723.57	07/14/2021	34.50	34.72	0.22	689.01
MW-48	723.57	07/28/2021	34.97	35.12	0.15	688.56

Table 3
Summary of Monitoring Well Gauging Data

Colonial Pipeline Company
2020-L1-SR2448
Huntersville, North Carolina

Well ID	Top Of Casing Elevation[1]	Date	Depth to Free Product (ft btoc)	Depth to Groundwater (ft btoc)	Free Product Thickness (ft)	Groundwater Elevation[2] (ft btoc)
MW-48	723.57	08/16/2021	ARP	ARP	ARP	ARP
MW-48	723.57	08/26/2021	35.67	35.87	0.20	687.85
MW-48	723.57	08/30/2021	ARP	ARP	ARP	ARP
MW-48	723.57	09/16/2021	ND	36.36	0.00	687.21
MW-48	723.57	09/23/2021	36.48	36.61	0.13	687.06
MW-48	723.57	10/06/2021	ARP	ARP	ARP	ARP
MW-48	723.57	10/12/2021	ARP	ARP	ARP	ARP
MW-48	723.57	10/18/2021	ARP	ARP	ARP	ARP
MW-48	723.57	10/27/2021	37.17	37.41	0.24	686.34
MW-48	723.57	11/01/2021	ARP	ARP	ARP	ARP
MW-48	723.57	11/30/2021	ND	37.88	0.00	685.69
MW-48	723.57	12/06/2021	ARP	ARP	ARP	ARP
MW-48	723.57	12/13/2021	ARP	ARP	ARP	ARP
MW-48	723.57	12/20/2021	ARP	ARP	ARP	ARP
MW-48	723.57	12/28/2021	38.58	38.62	0.04	684.98
MW-48	723.57	01/04/2022	ARP	ARP	ARP	ARP
MW-48	723.57	01/10/2022	ARP	ARP	ARP	ARP
MW-48	723.57	01/27/2022	39.52	39.64	0.12	684.02
MW-48	723.57	01/31/2022	ARP	ARP	ARP	ARP
MW-48	723.57	02/09/2022	ARP	ARP	ARP	ARP
MW-48	723.57	02/14/2022	ARP	ARP	ARP	ARP
MW-49						
MW-49	727.58	09/18/2020	ND	32.29	0.00	695.29
MW-49	727.58	09/28/2020	ND	33.63	0.00	693.95
MW-49	727.58	10/03/2020	ND	33.75	0.00	693.83
MW-49	727.58	10/19/2020	ND	33.73	0.00	693.85
MW-49	727.58	10/26/2020	ND	33.76	0.00	693.82
MW-49	727.58	11/09/2020	ND	33.69	0.00	693.89
MW-49	727.58	11/18/2020	ND	33.70	0.00	693.88
MW-49	727.58	11/23/2020	ND	33.55	0.00	694.03
MW-49	727.58	12/07/2020	ND	33.45	0.00	694.13
MW-49	727.58	12/21/2020	ND	33.49	0.00	694.09
MW-49	727.58	12/26/2020	ND	33.57	0.00	694.01
MW-49	727.58	01/10/2021	ND	33.53	0.00	694.05
MW-49	727.58	01/19/2021	ND	33.51	0.00	694.07
MW-49	727.58	01/25/2021	ND	33.34	0.00	694.24
MW-49	727.58	02/01/2021	ND	33.42	0.00	694.16
MW-49	727.58	02/08/2021	ND	33.65	0.00	693.93
MW-49	727.58	02/16/2021	ND	33.52	0.00	694.06
MW-49	727.58	02/22/2021	ND	33.37	0.00	694.21
MW-49	727.58	03/04/2021	ND	33.28	0.00	694.30
MW-49	727.58	03/08/2021	ND	33.36	0.00	694.22
MW-49	727.58	03/15/2021	ND	33.33	0.00	694.25
MW-49	727.58	03/22/2021	ND	33.31	0.00	694.27
MW-49	727.58	04/01/2021	ND	33.09	0.00	694.49

Table 3
Summary of Monitoring Well Gauging Data

Colonial Pipeline Company
2020-L1-SR2448
Huntersville, North Carolina

Well ID	Top Of Casing Elevation[1]	Date	Depth to Free Product (ft btoc)	Depth to Groundwater (ft btoc)	Free Product Thickness (ft)	Groundwater Elevation[2] (ft btoc)
MW-49	727.58	04/12/2021	ND	32.84	0.00	694.74
MW-49	727.58	04/19/2021	ND	32.78	0.00	694.80
MW-49	727.58	04/29/2021	ND	32.75	0.00	694.83
MW-49	727.58	05/03/2021	ND	32.73	0.00	694.85
MW-49	727.58	05/10/2021	ND	32.92	0.00	694.66
MW-49	727.58	05/18/2021	ND	33.29	0.00	694.29
MW-49	727.58	05/26/2021	ND	33.41	0.00	694.17
MW-49	727.58	05/31/2021	ND	33.71	0.00	693.87
MW-49	727.58	06/07/2021	ND	33.81	0.00	693.77
MW-49	727.58	06/14/2021	ND	34.03	0.00	693.55
MW-49	727.58	06/21/2021	ND	34.08	0.00	693.50
MW-49	727.58	07/01/2021	ND	34.34	0.00	693.24
MW-49	727.58	07/06/2021	ND	34.62	0.00	692.96
MW-49	727.58	07/14/2021	ND	37.77	0.00	689.81
MW-49	727.58	07/28/2021	ND	35.02	0.00	692.56
MW-49	727.58	08/02/2021	ND	35.26	0.00	692.32
MW-49	727.58	08/16/2021	ND	35.49	0.00	692.09
MW-49	727.58	08/26/2021	ND	35.63	0.00	691.95
MW-49	727.58	08/30/2021	ND	35.76	0.00	691.82
MW-49	727.58	09/14/2021	ND	36.04	0.00	691.54
MW-49	727.58	09/23/2021	ND	36.24	0.00	691.34
MW-49	727.58	10/06/2021	ND	36.52	0.00	691.06
MW-49	727.58	10/12/2021	ND	36.70	0.00	690.88
MW-49	727.58	10/18/2021	ND	36.85	0.00	690.73
MW-49	727.58	10/27/2021	ND	37.02	0.00	690.56
MW-49	727.58	11/01/2021	ND	37.18	0.00	690.40
MW-49	727.58	11/22/2021	ND	37.52	0.00	690.06
MW-49	727.58	11/30/2021	ND	37.71	0.00	689.87
MW-49	727.58	12/06/2021	ND	37.72	0.00	689.86
MW-49	727.58	12/13/2021	ND	37.98	0.00	689.60
MW-49	727.58	12/20/2021	ND	38.11	0.00	689.47
MW-49	727.58	12/28/2021	ND	38.19	0.00	689.39
MW-49	727.58	01/04/2022	ND	38.43	0.00	689.15
MW-49	727.58	01/10/2022	ND	38.58	0.00	689.00
MW-49	727.58	01/27/2022	ND	38.58	0.00	689.00
MW-49	727.58	01/31/2022	ND	38.66	0.00	688.92
MW-49	727.58	02/09/2022	ND	38.80	0.00	688.78
MW-49	727.58	02/14/2022	ND	38.93	0.00	688.65
MW-50						
MW-50	731.14	09/18/2020	ND	35.04	0.00	696.10
MW-50	731.14	09/28/2020	ND	36.74	0.00	694.40
MW-50	731.14	10/03/2020	ND	36.85	0.00	694.29
MW-50	731.14	10/19/2020	ND	36.88	0.00	694.26
MW-50	731.14	10/26/2020	ND	36.94	0.00	694.20
MW-50	731.14	11/09/2020	ND	36.90	0.00	694.24

Table 3
Summary of Monitoring Well Gauging Data

Colonial Pipeline Company
2020-L1-SR2448
Huntersville, North Carolina

Well ID	Top Of Casing Elevation[1]	Date	Depth to Free Product (ft btoc)	Depth to Groundwater (ft btoc)	Free Product Thickness (ft)	Groundwater Elevation[2] (ft btoc)
MW-50	731.14	11/18/2020	ND	36.99	0.00	694.15
MW-50	731.14	11/23/2020	ND	36.86	0.00	694.28
MW-50	731.14	12/07/2020	ND	36.81	0.00	694.33
MW-50	731.14	12/21/2020	ND	36.84	0.00	694.30
MW-50	731.14	12/26/2020	ND	36.95	0.00	694.19
MW-50	731.14	01/10/2021	ND	36.95	0.00	694.19
MW-50	731.14	01/19/2021	ND	36.95	0.00	694.19
MW-50	731.14	01/25/2021	ND	36.92	0.00	694.22
MW-50	731.14	02/01/2021	ND	36.91	0.00	694.23
MW-50	731.14	02/08/2021	ND	37.67	0.00	693.47
MW-50	731.14	02/16/2021	ND	37.58	0.00	693.56
MW-50	731.14	02/22/2021	ND	37.34	0.00	693.80
MW-50	731.14	03/04/2021	ND	37.19	0.00	693.95
MW-50	731.14	03/08/2021	ND	37.20	0.00	693.94
MW-50	731.14	03/15/2021	ND	37.47	0.00	693.67
MW-50	731.14	03/22/2021	ND	37.16	0.00	693.98
MW-50	731.14	04/01/2021	ND	36.93	0.00	694.21
MW-50	731.14	04/12/2021	ND	36.68	0.00	694.46
MW-50	731.14	04/19/2021	ND	36.91	0.00	694.23
MW-50	731.14	04/29/2021	ND	36.69	0.00	694.45
MW-50	731.14	05/03/2021	ND	36.83	0.00	694.31
MW-50	731.14	05/10/2021	ND	37.14	0.00	694.00
MW-50	731.14	05/18/2021	ND	37.54	0.00	693.60
MW-50	731.14	05/26/2021	ND	37.48	0.00	693.66
MW-50	731.14	05/31/2021	ND	38.01	0.00	693.13
MW-50	731.14	06/07/2021	ND	38.18	0.00	692.96
MW-50	731.14	06/14/2021	ND	38.34	0.00	692.80
MW-50	731.14	06/21/2021	ND	38.12	0.00	693.02
MW-50	731.14	07/01/2021	ND	38.43	0.00	692.71
MW-50	731.14	07/06/2021	ND	38.95	0.00	692.19
MW-50	731.14	07/14/2021	ND	38.94	0.00	692.20
MW-50	731.14	07/28/2021	ND	39.10	0.00	692.04
MW-50	731.14	08/02/2021	ND	39.57	0.00	691.57
MW-50	731.14	08/16/2021	ND	39.79	0.00	691.35
MW-50	731.14	08/26/2021	ND	39.74	0.00	691.40
MW-50	731.14	08/30/2021	ND	40.00	0.00	691.14
MW-50	731.14	09/14/2021	ND	42.20	0.00	688.94
MW-50	731.14	09/23/2021	ND	40.26	0.00	690.88
MW-50	731.14	10/06/2021	ND	40.53	0.00	690.61
MW-50	731.14	10/12/2021	ND	40.80	0.00	690.34
MW-50	731.14	10/18/2021	ND	40.95	0.00	690.19
MW-50	731.14	10/27/2021	ND	40.95	0.00	690.19
MW-50	731.14	11/01/2021	ND	41.21	0.00	689.93
MW-50	731.14	11/22/2021	ND	41.52	0.00	689.62
MW-50	731.14	11/30/2021	ND	41.65	0.00	689.49

Table 3
Summary of Monitoring Well Gauging Data

Colonial Pipeline Company
2020-L1-SR2448
Huntersville, North Carolina

Well ID	Top Of Casing Elevation[1]	Date	Depth to Free Product (ft btoc)	Depth to Groundwater (ft btoc)	Free Product Thickness (ft)	Groundwater Elevation[2] (ft btoc)
MW-50	731.14	12/06/2021	ND	41.69	0.00	689.45
MW-50	731.14	12/13/2021	ND	41.87	0.00	689.27
MW-50	731.14	12/20/2021	ND	42.03	0.00	689.11
MW-50	731.14	12/28/2021	ND	41.94	0.00	689.20
MW-50	731.14	01/04/2022	ND	42.32	0.00	688.82
MW-50	731.14	01/10/2022	ND	42.41	0.00	688.73
MW-50	731.14	01/27/2022	ND	42.26	0.00	688.88
MW-50	731.14	01/31/2022	ND	42.45	0.00	688.69
MW-50	731.14	02/09/2022	ND	42.63	0.00	688.51
MW-50	731.14	02/14/2022	ND	42.78	0.00	688.36
MW-51						
MW-51	731.20	09/18/2020	ND	31.34	0.00	699.86
MW-51	731.20	09/28/2020	ND	37.08	0.00	694.12
MW-51	731.20	10/03/2020	ND	37.18	0.00	694.02
MW-51	731.20	10/19/2020	ND	37.18	0.00	694.02
MW-51	731.20	10/26/2020	ND	37.19	0.00	694.01
MW-51	731.20	11/09/2020	ND	37.18	0.00	694.02
MW-51	731.20	11/18/2020	ND	37.27	0.00	693.93
MW-51	731.20	11/23/2020	ND	37.10	0.00	694.10
MW-51	731.20	12/07/2020	ND	37.03	0.00	694.17
MW-51	731.20	12/21/2020	ND	37.08	0.00	694.12
MW-51	731.20	12/26/2020	ND	37.18	0.00	694.02
MW-51	731.20	01/10/2021	ND	37.20	0.00	694.00
MW-51	731.20	01/19/2021	ND	37.19	0.00	694.01
MW-51	731.20	01/25/2021	ND	37.07	0.00	694.13
MW-51	731.20	02/01/2021	ND	37.16	0.00	694.04
MW-51	731.20	02/08/2021	ND	37.51	0.00	693.69
MW-51	731.20	02/16/2021	ND	37.38	0.00	693.82
MW-51	731.20	02/22/2021	ND	37.29	0.00	693.91
MW-51	731.20	03/04/2021	ND	37.22	0.00	693.98
MW-51	731.20	03/08/2021	ND	37.31	0.00	693.89
MW-51	731.20	03/15/2021	ND	37.31	0.00	693.89
MW-51	731.20	03/22/2021	ND	37.30	0.00	693.90
MW-51	731.20	04/01/2021	ND	37.09	0.00	694.11
MW-51	731.20	04/12/2021	ND	36.86	0.00	694.34
MW-51	731.20	04/09/2021	ND	36.85	0.00	694.35
MW-51	731.20	04/29/2021	ND	36.79	0.00	694.41
MW-51	731.20	05/03/2021	ND	36.76	0.00	694.44
MW-51	731.20	05/10/2021	ND	36.96	0.00	694.24
MW-51	731.20	05/18/2021	ND	37.36	0.00	693.84
MW-51	731.20	05/26/2021	ND	37.46	0.00	693.74
MW-51	731.20	05/31/2021	ND	37.78	0.00	693.42
MW-51	731.20	06/07/2021	ND	37.93	0.00	693.27
MW-51	731.20	06/14/2021	ND	37.86	0.00	693.34
MW-51	731.20	06/21/2021	ND	38.07	0.00	693.13

Table 3
Summary of Monitoring Well Gauging Data

Colonial Pipeline Company
2020-L1-SR2448
Huntersville, North Carolina

Well ID	Top Of Casing Elevation[1]	Date	Depth to Free Product (ft btoc)	Depth to Groundwater (ft btoc)	Free Product Thickness (ft)	Groundwater Elevation[2] (ft btoc)
MW-51	731.20	07/01/2021	ND	38.38	0.00	692.82
MW-51	731.20	07/06/2021	ND	38.74	0.00	692.46
MW-51	731.20	07/14/2021	ND	38.87	0.00	692.33
MW-51	731.20	07/28/2021	ND	39.15	0.00	692.05
MW-51	731.20	08/02/2021	ND	39.37	0.00	691.83
MW-51	731.20	08/16/2021	ND	39.58	0.00	691.62
MW-51	731.20	08/26/2021	ND	39.72	0.00	691.48
MW-51	731.20	08/30/2021	ND	39.84	0.00	691.36
MW-51	731.20	09/14/2021	ND	40.10	0.00	691.10
MW-51	731.20	09/23/2021	ND	40.24	0.00	690.96
MW-51	731.20	10/06/2021	ND	40.53	0.00	690.67
MW-51	731.20	10/12/2021	ND	40.73	0.00	690.47
MW-51	731.20	10/18/2021	ND	40.88	0.00	690.32
MW-51	731.20	10/27/2021	ND	41.00	0.00	690.20
MW-51	731.20	11/01/2021	ND	41.17	0.00	690.03
MW-51	731.20	11/22/2021	ND	41.50	0.00	689.70
MW-51	731.20	11/30/2021	ND	41.70	0.00	689.50
MW-51	731.20	12/06/2021	ND	41.75	0.00	689.45
MW-51	731.20	12/13/2021	ND	41.96	0.00	689.24
MW-51	731.20	12/20/2021	ND	42.05	0.00	689.15
MW-51	731.20	12/28/2021	ND	42.08	0.00	689.12
MW-51	731.20	01/04/2022	ND	42.38	0.00	688.82
MW-51	731.20	01/10/2022	ND	42.99	0.00	688.21
MW-51	731.20	01/27/2022	ND	42.49	0.00	688.71
MW-51	731.20	01/31/2022	ND	42.60	0.00	688.60
MW-51	731.20	02/09/2022	ND	42.77	0.00	688.43
MW-51	731.20	02/14/2022	ND	42.88	0.00	688.32
MW-52						
MW-52	722.94	10/03/2020	ND	33.48	0.00	689.46
MW-52	722.94	10/19/2020	ND	33.56	0.00	689.38
MW-52	722.94	10/21/2020	ND	35.56	0.00	687.38
MW-52	722.94	10/26/2020	ND	33.60	0.00	689.34
MW-52	722.94	11/09/2020	ND	33.52	0.00	689.42
MW-52	722.94	11/18/2020	ND	33.59	0.00	689.35
MW-52	722.94	11/23/2020	ND	33.51	0.00	689.43
MW-52	722.94	12/07/2020	ND	33.36	0.00	689.58
MW-52	722.94	12/21/2020	ND	33.54	0.00	689.40
MW-52	722.94	12/26/2020	ND	33.49	0.00	689.45
MW-52	722.94	01/10/2021	ND	33.58	0.00	689.36
MW-52	722.94	01/19/2021	ND	33.89	0.00	689.05
MW-52	722.94	01/25/2021	ND	33.83	0.00	689.11
MW-52	722.94	02/01/2021	ND	33.72	0.00	689.22
MW-52	722.94	02/08/2021	ND	34.31	0.00	688.63
MW-52	722.94	02/16/2021	ND	33.91	0.00	689.03
MW-52	722.94	02/22/2021	ND	33.83	0.00	689.11

Table 3
Summary of Monitoring Well Gauging Data

Colonial Pipeline Company
2020-L1-SR2448
Huntersville, North Carolina

Well ID	Top Of Casing Elevation[1]	Date	Depth to Free Product (ft btoc)	Depth to Groundwater (ft btoc)	Free Product Thickness (ft)	Groundwater Elevation[2] (ft btoc)
MW-52	722.94	03/04/2021	ND	33.44	0.00	689.50
MW-52	722.94	03/08/2021	ND	33.78	0.00	689.16
MW-52	722.94	03/15/2021	ND	33.78	0.00	689.16
MW-52	722.94	03/22/2021	ND	33.66	0.00	689.28
MW-52	722.94	04/01/2021	ND	33.34	0.00	689.60
MW-52	722.94	04/12/2021	ND	24.45	0.00	698.49
MW-52	722.94	04/19/2021	ND	33.47	0.00	689.47
MW-52	722.94	04/29/2021	ND	33.14	0.00	689.80
MW-52	722.94	05/03/2021	ND	33.39	0.00	689.55
MW-52	722.94	05/10/2021	ND	33.30	0.00	689.64
MW-52	722.94	05/18/2021	ND	33.18	0.00	689.76
MW-52	722.94	05/26/2021	ND	33.05	0.00	689.89
MW-52	722.94	05/31/2021	ND	33.24	0.00	689.70
MW-52	722.94	06/07/2021	ND	33.40	0.00	689.54
MW-52	722.94	06/14/2021	ND	33.55	0.00	689.39
MW-52	722.94	06/21/2021	ND	33.73	0.00	689.21
MW-52	722.94	07/01/2021	ND	33.61	0.00	689.33
MW-52	722.94	07/06/2021	ND	34.22	0.00	688.72
MW-52	722.94	07/14/2021	ND	34.03	0.00	688.91
MW-52	722.94	07/28/2021	ND	34.84	0.00	688.10
MW-52	722.94	08/02/2021	ND	35.10	0.00	687.84
MW-52	722.94	08/16/2021	ND	35.39	0.00	687.55
MW-52	722.94	08/26/2021	ND	35.30	0.00	687.64
MW-52	722.94	08/30/2021	ND	35.74	0.00	687.20
MW-52	722.94	09/14/2021	ND	36.21	0.00	686.73
MW-52	722.94	09/23/2021	ND	36.10	0.00	686.84
MW-52	722.94	10/06/2021	ND	36.70	0.00	686.24
MW-52	722.94	10/12/2021	ND	36.88	0.00	686.06
MW-52	722.94	10/18/2021	ND	37.03	0.00	685.91
MW-52	722.94	10/27/2021	ND	36.85	0.00	686.09
MW-52	722.94	11/01/2021	ND	37.07	0.00	685.87
MW-52	722.94	11/22/2021	ND	37.40	0.00	685.54
MW-52	722.94	11/30/2021	ND	37.66	0.00	685.28
MW-52	722.94	12/06/2021	ND	37.80	0.00	685.14
MW-52	722.94	12/13/2021	ND	37.93	0.00	685.01
MW-52	722.94	12/20/2021	ND	38.30	0.00	684.64
MW-52	722.94	12/28/2021	ND	38.28	0.00	684.66
MW-52	722.94	01/04/2022	ND	38.79	0.00	684.15
MW-52	722.94	01/10/2022	ND	39.09	0.00	683.85
MW-52	722.94	01/27/2022	ND	39.24	0.00	683.70
MW-52	722.94	01/31/2022	ND	39.41	0.00	683.53
MW-52	722.94	02/09/2022	ND	39.80	0.00	683.14
MW-52	722.94	02/14/2022	ND	40.07	0.00	682.87

Table 3
Summary of Monitoring Well Gauging Data

Colonial Pipeline Company
2020-L1-SR2448
Huntersville, North Carolina

Well ID	Top Of Casing Elevation[1]	Date	Depth to Free Product (ft btoc)	Depth to Groundwater (ft btoc)	Free Product Thickness (ft)	Groundwater Elevation[2] (ft btoc)
MW-53						
MW-53	707.49	10/03/2020	ND	29.76	0.00	677.73
MW-53	707.49	10/19/2020	ND	25.59	0.00	681.90
MW-53	707.49	10/26/2020	ND	25.51	0.00	681.98
MW-53	707.49	11/09/2020	ND	25.40	0.00	682.09
MW-53	707.49	11/18/2020	ND	25.20	0.00	682.29
MW-53	707.49	11/23/2020	ND	25.07	0.00	682.42
MW-53	707.49	12/07/2020	ND	24.86	0.00	682.63
MW-53	707.49	12/21/2020	ND	24.78	0.00	682.71
MW-53	707.49	12/26/2020	ND	27.74	0.00	679.75
MW-53	707.49	01/10/2021	ND	24.70	0.00	682.79
MW-53	707.49	01/19/2021	ND	25.10	0.00	682.39
MW-53	707.49	01/25/2021	ND	25.27	0.00	682.22
MW-53	707.49	02/01/2021	ND	25.20	0.00	682.29
MW-53	707.49	02/08/2021	ND	25.36	0.00	682.13
MW-53	707.49	02/16/2021	ND	24.86	0.00	682.63
MW-53	707.49	02/22/2021	ND	24.32	0.00	683.17
MW-53	707.49	03/04/2021	ND	24.14	0.00	683.35
MW-53	707.49	03/08/2021	ND	24.48	0.00	683.01
MW-53	707.49	03/15/2021	ND	24.56	0.00	682.93
MW-53	707.49	03/22/2021	ND	24.38	0.00	683.11
MW-53	707.49	04/01/2021	ND	23.79	0.00	683.70
MW-53	707.49	04/12/2021	ND	24.26	0.00	683.23
MW-53	707.49	04/19/2021	ND	24.64	0.00	682.85
MW-53	707.49	04/29/2021	ND	24.90	0.00	682.59
MW-53	707.49	05/03/2021	ND	24.96	0.00	682.53
MW-53	707.49	05/10/2021	ND	25.18	0.00	682.31
MW-53	707.49	05/18/2021	ND	25.42	0.00	682.07
MW-53	707.49	05/26/2021	ND	25.55	0.00	681.94
MW-53	707.49	05/31/2021	ND	25.86	0.00	681.63
MW-53	707.49	06/07/2021	ND	26.16	0.00	681.33
MW-53	707.49	06/14/2021	ND	26.26	0.00	681.23
MW-53	707.49	06/21/2021	ND	26.44	0.00	681.05
MW-53	707.49	07/01/2021	ND	27.59	0.00	679.90
MW-53	707.49	07/06/2021	ND	26.83	0.00	680.66
MW-53	707.49	07/14/2021	ND	26.90	0.00	680.59
MW-53	707.49	07/28/2021	ND	27.43	0.00	680.06
MW-53	707.49	08/02/2021	ND	27.75	0.00	679.74
MW-53	707.49	08/16/2021	ND	28.38	0.00	679.11
MW-53	707.49	08/26/2021	ND	28.84	0.00	678.65
MW-53	707.49	08/30/2021	ND	29.23	0.00	678.26
MW-53	707.49	09/14/2021	ND	30.02	0.00	677.47
MW-53	707.49	09/23/2021	ND	30.30	0.00	677.19
MW-53	707.49	10/06/2021	ND	31.31	0.00	676.18
MW-53	707.49	10/12/2021	ND	31.60	0.00	675.89

Table 3
Summary of Monitoring Well Gauging Data

Colonial Pipeline Company
2020-L1-SR2448
Huntersville, North Carolina

Well ID	Top Of Casing Elevation[1]	Date	Depth to Free Product (ft btoc)	Depth to Groundwater (ft btoc)	Free Product Thickness (ft)	Groundwater Elevation[2] (ft btoc)
MW-53	707.49	10/18/2021	ND	31.93	0.00	675.56
MW-53	707.49	10/27/2021	ND	32.07	0.00	675.42
MW-53	707.49	11/01/2021	ND	32.25	0.00	675.24
MW-53	707.49	11/22/2021	ND	34.04	0.00	673.45
MW-53	707.49	11/30/2021	ND	34.23	0.00	673.26
MW-53	707.49	12/06/2021	ND	34.65	0.00	672.84
MW-53	707.49	12/13/2021	ND	34.90	0.00	672.59
MW-53	707.49	12/20/2021	ND	35.16	0.00	672.33
MW-53	707.49	12/28/2021	ND	34.69	0.00	672.80
MW-53	707.49	01/04/2022	ND	35.33	0.00	672.16
MW-53	707.49	01/10/2022	ND	35.50	0.00	671.99
MW-53	707.49	01/27/2022	ND	35.07	0.00	672.42
MW-53	707.49	01/31/2022	ND	35.03	0.00	672.46
MW-53	707.49	02/09/2022	ND	35.24	0.00	672.25
MW-53	707.49	02/14/2022	ND	35.49	0.00	672.00
MW-54						
MW-54	707.97	10/03/2020	ND	25.60	0.00	682.37
MW-54	707.97	10/19/2020	ND	25.41	0.00	682.56
MW-54	707.97	10/26/2020	ND	25.35	0.00	682.62
MW-54	707.97	11/09/2020	ND	25.26	0.00	682.71
MW-54	707.97	11/18/2020	ND	25.16	0.00	682.81
MW-54	707.97	11/23/2020	ND	25.06	0.00	682.91
MW-54	707.97	12/07/2020	ND	24.79	0.00	683.18
MW-54	707.97	12/21/2020	ND	24.74	0.00	683.23
MW-54	707.97	12/26/2020	ND	24.74	0.00	683.23
MW-54	707.97	01/10/2021	ND	24.61	0.00	683.36
MW-54	707.97	01/19/2021	ND	24.96	0.00	683.01
MW-54	707.97	01/25/2021	ND	25.08	0.00	682.89
MW-54	707.97	02/01/2021	ND	25.08	0.00	682.89
MW-54	707.97	02/08/2021	ND	25.27	0.00	682.70
MW-54	707.97	02/16/2021	ND	24.82	0.00	683.15
MW-54	707.97	02/22/2021	ND	24.41	0.00	683.56
MW-54	707.97	03/04/2021	ND	24.07	0.00	683.90
MW-54	707.97	03/08/2021	ND	24.43	0.00	683.54
MW-54	707.97	03/15/2021	ND	24.45	0.00	683.52
MW-54	707.97	03/22/2021	ND	24.61	0.00	683.36
MW-54	707.97	04/01/2021	ND	24.01	0.00	683.96
MW-54	707.97	04/12/2021	ND	24.34	0.00	683.63
MW-54	707.97	04/19/2021	ND	24.71	0.00	683.26
MW-54	707.97	04/29/2021	ND	24.86	0.00	683.11
MW-54	707.97	05/03/2021	ND	24.82	0.00	683.15
MW-54	707.97	05/10/2021	ND	25.20	0.00	682.77
MW-54	707.97	05/18/2021	ND	25.53	0.00	682.44
MW-54	707.97	05/26/2021	ND	25.56	0.00	682.41
MW-54	707.97	05/31/2021	ND	25.93	0.00	682.04

Table 3
Summary of Monitoring Well Gauging Data

Colonial Pipeline Company
2020-L1-SR2448
Huntersville, North Carolina

Well ID	Top Of Casing Elevation[1]	Date	Depth to Free Product (ft btoc)	Depth to Groundwater (ft btoc)	Free Product Thickness (ft)	Groundwater Elevation[2] (ft btoc)
MW-54	707.97	06/07/2021	ND	26.27	0.00	681.70
MW-54	707.97	06/14/2021	ND	26.33	0.00	681.64
MW-54	707.97	06/21/2021	ND	26.52	0.00	681.45
MW-54	707.97	07/01/2021	ND	26.63	0.00	681.34
MW-54	707.97	07/06/2021	ND	26.91	0.00	681.06
MW-54	707.97	07/14/2021	ND	26.92	0.00	681.05
MW-54	707.97	07/28/2021	ND	27.55	0.00	680.42
MW-54	707.97	08/02/2021	ND	28.01	0.00	679.96
MW-54	707.97	08/16/2021	28.64	28.84	0.20	679.28
MW-54	707.97	08/26/2021	29.00	29.28	0.28	678.90
MW-54	707.97	08/30/2021	29.63	30.10	0.47	678.21
MW-54	707.97	09/16/2021	30.54	31.08	0.54	677.29
MW-54	707.97	09/23/2021	30.91	31.63	0.72	676.87
MW-54	707.97	10/06/2021	ARP	ARP	ARP	ARP
MW-54	707.97	10/12/2021	ARP	ARP	ARP	ARP
MW-54	707.97	10/18/2021	ARP	ARP	ARP	ARP
MW-54	707.97	10/27/2021	32.64	34.26	1.62	674.90
MW-54	707.97	11/01/2021	ARP	ARP	ARP	ARP
MW-54	708.50	11/30/2021	34.95	35.05	0.10	673.53
MW-54	708.50	12/06/2021	ARP	ARP	ARP	ARP
MW-54	708.50	12/13/2021	ARP	ARP	ARP	ARP
MW-54	708.50	12/20/2021	ARP	ARP	ARP	ARP
MW-54	708.50	12/28/2021	35.65	35.74	0.09	672.83
MW-54	708.50	01/04/2022	ARP	ARP	ARP	ARP
MW-54	708.50	01/10/2022	ARP	ARP	ARP	ARP
MW-54	708.50	01/27/2022	35.96	36.08	0.12	672.51
MW-54	708.50	01/31/2022	ARP	ARP	ARP	ARP
MW-54	708.50	02/09/2022	ARP	ARP	ARP	ARP
MW-54	708.50	02/14/2022	ARP	ARP	ARP	ARP
MW-55						
MW-55	745.50	10/03/2020	ND	55.30	0.00	690.20
MW-55	745.50	10/19/2020	ND	53.23	0.00	692.27
MW-55	745.50	10/26/2020	ND	53.20	0.00	692.30
MW-55	745.50	11/09/2020	ND	53.28	0.00	692.22
MW-55	745.50	11/18/2020	ND	53.63	0.00	691.87
MW-55	745.50	11/23/2020	ND	53.29	0.00	692.21
MW-55	745.50	12/07/2020	ARP	ARP	ARP	ARP
MW-55	745.50	12/21/2020	ARP	ARP	ARP	ARP
MW-55	745.50	12/26/2020	51.17	53.54	2.37	693.70
MW-55	745.50	01/10/2021	ARP	ARP	ARP	ARP
MW-55	745.50	01/19/2021	ARP	ARP	ARP	ARP
MW-55	745.50	01/25/2021	ARP	ARP	ARP	ARP
MW-55	745.50	02/01/2021	51.41	54.29	2.88	693.32
MW-55	745.50	02/08/2021	ARP	ARP	ARP	ARP
MW-55	745.50	02/16/2021	ARP	ARP	ARP	ARP

Table 3
Summary of Monitoring Well Gauging Data

Colonial Pipeline Company
2020-L1-SR2448
Huntersville, North Carolina

Well ID	Top Of Casing Elevation[1]	Date	Depth to Free Product (ft btoc)	Depth to Groundwater (ft btoc)	Free Product Thickness (ft)	Groundwater Elevation[2] (ft btoc)
MW-55	745.50	02/22/2021	ARP	ARP	ARP	ARP
MW-55	743.95	03/04/2021	51.43	54.04	2.61	691.82
MW-55	743.95	03/15/2021	ARP	ARP	ARP	ARP
MW-55	743.95	03/22/2021	ARP	ARP	ARP	ARP
MW-55	743.95	04/01/2021	51.71	54.01	2.30	691.63
MW-55	743.95	04/12/2021	ARP	ARP	ARP	ARP
MW-55	743.95	04/19/2021	ARP	ARP	ARP	ARP
MW-55	743.95	04/29/2021	51.91	53.36	1.45	691.65
MW-55	743.95	05/03/2021	ARP	ARP	ARP	ARP
MW-55	743.95	05/10/2021	ARP	ARP	ARP	ARP
MW-55	743.95	05/18/2021	ARP	ARP	ARP	ARP
MW-55	743.95	05/26/2021	51.85	53.64	1.79	691.62
MW-55	743.95	05/31/2021	ARP	ARP	ARP	ARP
MW-55	743.95	06/07/2021	ARP	ARP	ARP	ARP
MW-55	743.95	06/14/2021	ARP	ARP	ARP	ARP
MW-55	743.95	06/21/2021	ARP	ARP	ARP	ARP
MW-55	743.95	07/01/2021	52.77	52.93	0.16	691.14
MW-55	743.95	07/06/2021	ARP	ARP	ARP	ARP
MW-55	743.95	07/14/2021	52.88	53.02	0.14	691.03
MW-55	743.95	07/28/2021	53.12	53.29	0.17	690.78
MW-55	743.95	08/16/2021	ARP	ARP	ARP	ARP
MW-55	743.95	08/26/2021	53.63	53.85	0.22	690.26
MW-55	743.95	08/30/2021	ARP	ARP	ARP	ARP
MW-55	743.95	09/16/2021	54.03	54.52	0.49	689.79
MW-55	743.95	09/23/2021	54.21	54.72	0.51	689.60
MW-55	743.95	10/06/2021	ARP	ARP	ARP	ARP
MW-55	743.95	10/12/2021	ARP	ARP	ARP	ARP
MW-55	743.95	10/18/2021	ARP	ARP	ARP	ARP
MW-55	743.95	10/27/2021	54.97	55.48	0.51	688.84
MW-55	743.95	11/01/2021	ARP	ARP	ARP	ARP
MW-55	743.95	11/30/2021	55.90	56.52	0.62	687.88
MW-55	743.95	12/06/2021	ARP	ARP	ARP	ARP
MW-55	743.95	12/13/2021	ARP	ARP	ARP	ARP
MW-55	743.95	12/20/2021	ARP	ARP	ARP	ARP
MW-55	743.95	12/28/2021	56.57	56.90	0.33	687.29
MW-55	743.95	01/04/2022	ARP	ARP	ARP	ARP
MW-55	743.95	01/10/2022	ARP	ARP	ARP	ARP
MW-55	743.95	01/27/2022	57.08	57.27	0.19	686.82
MW-55	743.95	01/31/2022	ARP	ARP	ARP	ARP
MW-55	743.95	02/09/2022	ARP	ARP	ARP	ARP
MW-55	743.95	02/14/2022	ARP	ARP	ARP	ARP

Table 3
Summary of Monitoring Well Gauging Data

Colonial Pipeline Company
2020-L1-SR2448
Huntersville, North Carolina

Well ID	Top Of Casing Elevation[1]	Date	Depth to Free Product (ft btoc)	Depth to Groundwater (ft btoc)	Free Product Thickness (ft)	Groundwater Elevation[2] (ft btoc)
MW-56						
MW-56	681.53	10/03/2020	ND	12.27	0.00	669.26
MW-56	681.53	10/19/2020	ND	11.86	0.00	669.67
MW-56	681.53	10/26/2020	ND	11.76	0.00	669.77
MW-56	681.53	11/09/2020	ND	11.36	0.00	670.17
MW-56	681.53	11/18/2020	ND	11.11	0.00	670.42
MW-56	681.53	11/23/2020	ND	10.95	0.00	670.58
MW-56	681.53	12/07/2020	ND	10.49	0.00	671.04
MW-56	681.53	12/21/2020	ND	10.16	0.00	671.37
MW-56	681.53	12/26/2020	ND	10.30	0.00	671.23
MW-56	681.53	01/10/2021	ND	10.04	0.00	671.49
MW-56	681.53	01/19/2021	ND	10.03	0.00	671.50
MW-56	681.53	01/25/2021	ND	9.82	0.00	671.71
MW-56	681.53	02/01/2021	ND	9.33	0.00	672.20
MW-56	681.53	02/08/2021	ND	9.68	0.00	671.85
MW-56	681.53	02/16/2021	ND	8.94	0.00	672.59
MW-56	681.53	02/22/2021	ND	5.72	0.00	675.81
MW-56	681.53	03/04/2021	ND	8.62	0.00	672.91
MW-56	681.53	03/08/2021	ND	8.99	0.00	672.54
MW-56	681.53	03/15/2021	ND	9.04	0.00	672.49
MW-56	681.53	03/22/2021	ND	8.61	0.00	672.92
MW-56	681.53	04/01/2021	ND	8.19	0.00	673.34
MW-56	681.53	04/12/2021	ND	8.28	0.00	673.25
MW-56	681.53	04/19/2021	ND	8.58	0.00	672.95
MW-56	681.53	04/29/2021	ND	8.88	0.00	672.65
MW-56	681.53	05/03/2021	ND	8.99	0.00	672.54
MW-56	681.53	05/10/2021	ND	9.28	0.00	672.25
MW-56	681.53	05/18/2021	ND	9.64	0.00	671.89
MW-56	681.53	05/26/2021	ND	10.04	0.00	671.49
MW-56	681.53	05/31/2021	ND	10.45	0.00	671.08
MW-56	681.53	06/07/2021	ND	10.65	0.00	670.88
MW-56	681.53	06/14/2021	ND	10.54	0.00	670.99
MW-56	681.53	06/21/2021	ND	10.74	0.00	670.79
MW-56	681.53	07/01/2021	ND	11.53	0.00	670.00
MW-56	681.53	07/06/2021	ND	11.29	0.00	670.24
MW-56	681.53	07/14/2021	ND	11.53	0.00	670.00
MW-56	681.53	07/28/2021	ND	11.43	0.00	670.10
MW-56	681.53	08/02/2021	ND	11.70	0.00	669.83
MW-56	681.53	08/16/2021	ND	12.23	0.00	669.30
MW-56	681.53	08/26/2021	ND	12.34	0.00	669.19
MW-56	681.53	08/30/2021	ND	12.45	0.00	669.08
MW-56	681.53	09/14/2021	ND	13.15	0.00	668.38
MW-56	681.53	09/23/2021	ND	13.26	0.00	668.27
MW-56	681.53	10/06/2021	ND	13.70	0.00	667.83
MW-56	681.53	10/12/2021	ND	13.63	0.00	667.90

Table 3
Summary of Monitoring Well Gauging Data

Colonial Pipeline Company
2020-L1-SR2448
Huntersville, North Carolina

Well ID	Top Of Casing Elevation[1]	Date	Depth to Free Product (ft btoc)	Depth to Groundwater (ft btoc)	Free Product Thickness (ft)	Groundwater Elevation[2] (ft btoc)
MW-56	681.53	10/18/2021	ND	13.88	0.00	667.65
MW-56	681.53	10/27/2021	ND	14.06	0.00	667.47
MW-56	681.53	11/01/2021	ND	14.11	0.00	667.42
MW-56	681.53	11/15/2021	ND	14.12	0.00	667.41
MW-56	681.53	11/22/2021	ND	13.95	0.00	667.58
MW-56	681.53	11/30/2021	ND	14.00	0.00	667.53
MW-56	681.53	12/06/2021	ND	13.97	0.00	667.56
MW-56	681.53	12/13/2021	ND	13.98	0.00	667.55
MW-56	681.53	12/20/2021	ND	14.01	0.00	667.52
MW-56	681.53	12/28/2021	ND	13.91	0.00	667.62
MW-56	681.53	01/04/2022	ND	13.75	0.00	667.78
MW-56	681.53	01/10/2022	ND	13.56	0.00	667.97
MW-56	681.53	01/27/2022	ND	13.20	0.00	668.33
MW-56	681.53	01/31/2022	ND	13.19	0.00	668.34
MW-56	681.53	02/09/2022	ND	12.84	0.00	668.69
MW-56	681.53	02/14/2022	ND	12.92	0.00	668.61
MW-57						
MW-57	687.07	10/03/2020	ND	13.71	0.00	673.36
MW-57	687.07	10/19/2020	ND	13.11	0.00	673.96
MW-57	687.07	10/26/2020	ND	13.05	0.00	674.02
MW-57	687.07	11/09/2020	ND	12.20	0.00	674.87
MW-57	687.07	11/18/2020	ND	12.25	0.00	674.82
MW-57	687.07	11/23/2020	ND	12.19	0.00	674.88
MW-57	687.07	12/07/2020	ND	11.64	0.00	675.43
MW-57	687.07	12/21/2020	ND	11.26	0.00	675.81
MW-57	687.07	12/26/2020	ND	11.20	0.00	675.87
MW-57	687.07	01/10/2021	ND	10.91	0.00	676.16
MW-57	687.07	01/19/2021	ND	10.96	0.00	676.11
MW-57	687.07	01/25/2021	ND	10.83	0.00	676.24
MW-57	687.07	02/01/2021	ND	10.21	0.00	676.86
MW-57	687.07	02/08/2021	ND	10.32	0.00	676.75
MW-57	687.07	02/16/2021	ND	9.53	0.00	677.54
MW-57	687.07	02/22/2021	ND	6.29	0.00	680.78
MW-57	687.07	03/04/2021	ND	9.12	0.00	677.95
MW-57	687.07	03/08/2021	ND	9.46	0.00	677.61
MW-57	687.07	03/15/2021	ND	9.49	0.00	677.58
MW-57	687.07	03/22/2021	NM	NM	NM	NM
MW-57	687.07	04/01/2021	ND	8.09	0.00	678.98
MW-57	687.07	04/12/2021	ND	8.25	0.00	678.82
MW-57	687.07	04/19/2021	ND	8.52	0.00	678.55
MW-57	687.07	04/29/2021	ND	8.84	0.00	678.23
MW-57	687.07	05/03/2021	ND	8.98	0.00	678.09
MW-57	687.07	05/10/2021	ND	9.31	0.00	677.76
MW-57	687.07	05/18/2021	ND	10.73	0.00	676.34
MW-57	687.07	05/26/2021	ND	10.24	0.00	676.83

Table 3
Summary of Monitoring Well Gauging Data

Colonial Pipeline Company
2020-L1-SR2448
Huntersville, North Carolina

Well ID	Top Of Casing Elevation[1]	Date	Depth to Free Product (ft btoc)	Depth to Groundwater (ft btoc)	Free Product Thickness (ft)	Groundwater Elevation[2] (ft btoc)
MW-57	687.07	05/31/2021	ND	10.66	0.00	676.41
MW-57	687.07	06/07/2021	ND	10.97	0.00	676.10
MW-57	687.07	06/14/2021	ND	10.95	0.00	676.12
MW-57	687.07	06/21/2021	ND	11.26	0.00	675.81
MW-57	687.07	07/01/2021	ND	11.64	0.00	675.43
MW-57	687.07	07/06/2021	ND	11.93	0.00	675.14
MW-57	687.07	07/14/2021	ND	12.27	0.00	674.80
MW-57	687.07	07/28/2021	ND	12.31	0.00	674.76
MW-57	687.07	08/02/2021	ND	12.59	0.00	674.48
MW-57	687.07	08/16/2021	ND	13.25	0.00	673.82
MW-57	687.07	08/26/2021	ND	13.45	0.00	673.62
MW-57	687.07	08/30/2021	ND	13.63	0.00	673.44
MW-57	687.07	09/14/2021	ND	14.44	0.00	672.63
MW-57	687.07	09/23/2021	ND	14.67	0.00	672.40
MW-57	687.07	10/06/2021	ND	15.20	0.00	671.87
MW-57	687.07	10/12/2021	ND	15.21	0.00	671.86
MW-57	687.07	10/18/2021	ND	15.48	0.00	671.59
MW-57	687.07	10/27/2021	ND	15.76	0.00	671.31
MW-57	687.07	11/01/2021	ND	15.81	0.00	671.26
MW-57	687.07	11/15/2021	ND	15.97	0.00	671.10
MW-57	687.07	11/22/2021	ND	15.93	0.00	671.14
MW-57	687.07	11/30/2021	ND	16.04	0.00	671.03
MW-57	687.18	12/06/2021	ND	15.99	0.00	671.19
MW-57	687.18	12/13/2021	ND	16.12	0.00	671.06
MW-57	687.18	12/20/2021	ND	16.19	0.00	670.99
MW-57	687.18	12/28/2021	ND	16.19	0.00	670.99
MW-57	687.18	01/04/2022	ND	16.05	0.00	671.13
MW-57	687.18	01/10/2022	ND	16.02	0.00	671.16
MW-57	687.18	01/27/2022	ND	15.83	0.00	671.35
MW-57	687.18	01/31/2022	ND	15.83	0.00	671.35
MW-57	687.18	02/09/2022	ND	15.58	0.00	671.60
MW-57	687.18	02/14/2022	ND	15.65	0.00	671.53
MW-58						
MW-58	717.30	10/03/2020	ND	29.77	0.00	687.53
MW-58	717.30	10/19/2020	ND	29.78	0.00	687.52
MW-58	717.30	10/26/2020	ND	29.74	0.00	687.56
MW-58	717.30	11/09/2020	ND	29.60	0.00	687.70
MW-58	717.30	11/18/2020	ND	29.59	0.00	687.71
MW-58	717.30	11/23/2020	ND	29.54	0.00	687.76
MW-58	717.30	12/07/2020	ND	29.28	0.00	688.02
MW-58	717.30	12/21/2020	ND	29.23	0.00	688.07
MW-58	717.30	12/26/2020	ND	29.31	0.00	687.99
MW-58	717.30	01/10/2021	ND	29.09	0.00	688.21
MW-58	717.30	01/19/2021	ND	29.03	0.00	688.27

Table 3
Summary of Monitoring Well Gauging Data

Colonial Pipeline Company
2020-L1-SR2448
Huntersville, North Carolina

Well ID	Top Of Casing Elevation[1]	Date	Depth to Free Product (ft btoc)	Depth to Groundwater (ft btoc)	Free Product Thickness (ft)	Groundwater Elevation[2] (ft btoc)
MW-58	717.30	01/25/2021	ND	28.88	0.00	688.42
MW-58	717.30	02/01/2021	ND	28.83	0.00	688.47
MW-58	717.30	02/08/2021	ND	28.99	0.00	688.31
MW-58	717.30	02/16/2021	ND	28.78	0.00	688.52
MW-58	717.30	02/22/2021	ND	28.65	0.00	688.65
MW-58	717.30	03/04/2021	ND	28.48	0.00	688.82
MW-58	717.30	03/08/2021	ND	28.62	0.00	688.68
MW-58	717.30	03/15/2021	ND	28.48	0.00	688.82
MW-58	717.30	03/22/2021	ND	28.31	0.00	688.99
MW-58	717.30	04/01/2021	ND	28.18	0.00	689.12
MW-58	717.30	04/12/2021	ND	27.86	0.00	689.44
MW-58	717.30	04/19/2021	ND	28.71	0.00	688.59
MW-58	717.30	04/29/2021	ND	27.71	0.00	689.59
MW-58	717.30	05/03/2021	ND	27.67	0.00	689.63
MW-58	717.30	05/10/2021	ND	27.72	0.00	689.58
MW-58	717.30	05/18/2021	ND	27.79	0.00	689.51
MW-58	717.30	05/26/2021	ND	27.80	0.00	689.50
MW-58	717.30	05/31/2021	ND	27.96	0.00	689.34
MW-58	717.30	06/07/2021	ND	28.00	0.00	689.30
MW-58	717.30	06/14/2021	ND	28.10	0.00	689.20
MW-58	717.30	06/21/2021	ND	28.24	0.00	689.06
MW-58	717.30	07/01/2021	ND	28.43	0.00	688.87
MW-58	717.30	07/06/2021	ND	28.62	0.00	688.68
MW-58	717.30	07/14/2021	ND	28.76	0.00	688.54
MW-58	717.30	07/28/2021	ND	29.08	0.00	688.22
MW-58	717.30	08/02/2021	ND	29.26	0.00	688.04
MW-58	717.30	08/16/2021	ND	29.60	0.00	687.70
MW-58	717.30	08/26/2021	ND	29.88	0.00	687.42
MW-58	717.30	08/30/2021	ND	29.92	0.00	687.38
MW-58	717.30	09/14/2021	ND	30.30	0.00	687.00
MW-58	717.30	09/23/2021	ND	30.63	0.00	686.67
MW-58	717.30	10/06/2021	ND	30.93	0.00	686.37
MW-58	717.30	10/12/2021	ND	31.10	0.00	686.20
MW-58	717.30	10/18/2021	ND	31.33	0.00	685.97
MW-58	717.30	10/27/2021	ND	31.58	0.00	685.72
MW-58	717.30	11/01/2021	ND	31.73	0.00	685.57
MW-58	717.30	11/15/2021	ND	32.05	0.00	685.25
MW-58	717.30	11/22/2021	ND	32.15	0.00	685.15
MW-58	717.30	11/30/2021	ND	32.33	0.00	684.97
MW-58	717.30	12/06/2021	ND	32.45	0.00	684.85
MW-58	717.30	12/13/2021	ND	32.69	0.00	684.61
MW-58	717.30	12/20/2021	ND	32.91	0.00	684.39
MW-58	717.30	12/28/2021	ND	33.04	0.00	684.26
MW-58	717.30	01/04/2022	ND	33.22	0.00	684.08

Table 3
Summary of Monitoring Well Gauging Data

Colonial Pipeline Company
2020-L1-SR2448
Huntersville, North Carolina

Well ID	Top Of Casing Elevation[1]	Date	Depth to Free Product (ft btoc)	Depth to Groundwater (ft btoc)	Free Product Thickness (ft)	Groundwater Elevation[2] (ft btoc)
MW-58	717.30	01/10/2022	ND	33.46	0.00	683.84
MW-58	717.30	01/27/2022	ND	33.79	0.00	683.51
MW-58	717.30	01/31/2022	ND	33.90	0.00	683.40
MW-58	717.30	02/09/2022	ND	34.05	0.00	683.25
MW-58	717.30	02/14/2022	ND	34.28	0.00	683.02
MW-59						
MW-59	719.38	10/03/2020	ND	34.55	0.00	684.83
MW-59	719.38	10/19/2020	ND	31.19	0.00	688.19
MW-59	719.38	10/26/2020	ND	31.18	0.00	688.20
MW-59	719.38	10/28/2020	ND	33.18	0.00	686.20
MW-59	719.38	11/09/2020	ND	31.03	0.00	688.35
MW-59	719.38	11/18/2020	ND	31.05	0.00	688.33
MW-59	719.38	11/23/2020	ND	30.99	0.00	688.39
MW-59	719.38	12/07/2020	ND	30.76	0.00	688.62
MW-59	719.38	12/21/2020	ND	37.80	0.00	681.58
MW-59	719.38	12/26/2020	ND	30.83	0.00	688.55
MW-59	719.38	01/10/2021	ND	30.68	0.00	688.70
MW-59	719.38	01/19/2021	ND	30.70	0.00	688.68
MW-59	719.38	01/25/2021	ND	30.61	0.00	688.77
MW-59	719.38	02/01/2021	ND	30.57	0.00	688.81
MW-59	719.38	02/08/2021	ND	30.78	0.00	688.60
MW-59	719.38	02/16/2021	ND	30.55	0.00	688.83
MW-59	719.38	02/22/2021	ND	30.43	0.00	688.95
MW-59	719.38	03/04/2021	ND	30.25	0.00	689.13
MW-59	719.38	03/08/2021	ND	30.36	0.00	689.02
MW-59	719.38	03/15/2021	ND	30.24	0.00	689.14
MW-59	719.38	03/22/2021	ND	30.10	0.00	689.28
MW-59	719.38	04/01/2021	ND	29.96	0.00	689.42
MW-59	719.38	04/12/2021	ND	29.67	0.00	689.71
MW-59	719.38	04/19/2021	ND	29.64	0.00	689.74
MW-59	719.38	04/29/2021	ND	29.55	0.00	689.83
MW-59	719.38	05/03/2021	ND	29.52	0.00	689.86
MW-59	719.38	05/10/2021	ND	29.58	0.00	689.80
MW-59	719.38	05/18/2021	ND	29.64	0.00	689.74
MW-59	719.38	05/26/2021	ND	29.67	0.00	689.71
MW-59	719.38	05/31/2021	ND	29.86	0.00	689.52
MW-59	719.38	06/07/2021	ND	29.91	0.00	689.47
MW-59	719.38	06/14/2021	ND	30.01	0.00	689.37
MW-59	719.38	06/21/2021	ND	30.19	0.00	689.19
MW-59	719.38	07/01/2021	ND	30.33	0.00	689.05
MW-59	719.38	07/06/2021	ND	30.59	0.00	688.79
MW-59	719.38	07/14/2021	ND	30.72	0.00	688.66
MW-59	719.38	07/28/2021	ND	31.14	0.00	688.24
MW-59	719.38	08/02/2021	ND	31.34	0.00	688.04
MW-59	719.38	08/16/2021	ND	31.73	0.00	687.65

Table 3
Summary of Monitoring Well Gauging Data

Colonial Pipeline Company
2020-L1-SR2448
Huntersville, North Carolina

Well ID	Top Of Casing Elevation[1]	Date	Depth to Free Product (ft btoc)	Depth to Groundwater (ft btoc)	Free Product Thickness (ft)	Groundwater Elevation[2] (ft btoc)
MW-59	719.38	08/26/2021	ND	31.99	0.00	687.39
MW-59	719.38	08/30/2021	ND	32.09	0.00	687.29
MW-59	719.38	09/14/2021	ND	32.53	0.00	686.85
MW-59	719.38	09/23/2021	ND	32.80	0.00	686.58
MW-59	719.38	10/06/2021	ND	33.16	0.00	686.22
MW-59	719.38	10/12/2021	ND	33.35	0.00	686.03
MW-59	719.38	10/18/2021	ND	33.55	0.00	685.83
MW-59	719.38	10/27/2021	ND	33.75	0.00	685.63
MW-59	719.38	11/01/2021	ND	33.91	0.00	685.47
MW-59	719.38	11/15/2021	ND	34.24	0.00	685.14
MW-59	719.38	11/22/2021	ND	34.94	0.00	684.44
MW-59	719.38	11/30/2021	ND	34.55	0.00	684.83
MW-59	719.38	12/06/2021	ND	34.69	0.00	684.69
MW-59	719.38	12/13/2021	ND	34.93	0.00	684.45
MW-59	719.38	12/20/2021	ND	35.16	0.00	684.22
MW-59	719.38	12/28/2021	ND	35.25	0.00	684.13
MW-59	719.38	01/04/2022	ND	35.52	0.00	683.86
MW-59	719.38	01/10/2022	ND	35.80	0.00	683.58
MW-59	719.38	01/27/2022	ND	36.10	0.00	683.28
MW-59	719.38	01/31/2022	ND	36.18	0.00	683.20
MW-59	719.38	02/09/2022	ND	36.44	0.00	682.94
MW-59	719.38	02/14/2022	ND	36.72	0.00	682.66
MW-60						
MW-60	726.76	01/10/2021	ND	32.99	0.00	693.77
MW-60	726.76	10/08/2020	ND	33.60	0.00	693.16
MW-60	726.76	10/19/2020	ND	33.62	0.00	693.14
MW-60	726.76	10/26/2020	ND	33.58	0.00	693.18
MW-60	726.76	11/09/2020	ND	33.49	0.00	693.27
MW-60	726.76	11/18/2020	ND	33.48	0.00	693.28
MW-60	726.76	11/23/2020	ND	33.33	0.00	693.43
MW-60	726.76	12/07/2020	ND	33.11	0.00	693.65
MW-60	726.76	12/21/2020	ND	33.07	0.00	693.69
MW-60	726.76	12/26/2020	ND	33.08	0.00	693.68
MW-60	726.76	01/19/2021	ND	32.90	0.00	693.86
MW-60	726.76	01/25/2021	ND	32.62	0.00	694.14
MW-60	726.76	02/01/2021	ND	32.64	0.00	694.12
MW-60	726.76	02/08/2021	ND	32.78	0.00	693.98
MW-60	726.76	02/16/2021	ND	32.58	0.00	694.18
MW-60	726.76	02/22/2021	ND	32.30	0.00	694.46
MW-60	726.76	03/04/2021	ND	32.14	0.00	694.62
MW-60	726.76	03/08/2021	ND	32.08	0.00	694.68
MW-60	726.76	03/15/2021	ND	32.07	0.00	694.69
MW-60	726.76	03/22/2021	ND	31.96	0.00	694.80
MW-60	726.76	04/01/2021	ND	31.72	0.00	695.04
MW-60	726.76	04/12/2021	ND	31.42	0.00	695.34

Table 3
Summary of Monitoring Well Gauging Data

Colonial Pipeline Company
2020-L1-SR2448
Huntersville, North Carolina

Well ID	Top Of Casing Elevation[1]	Date	Depth to Free Product (ft btoc)	Depth to Groundwater (ft btoc)	Free Product Thickness (ft)	Groundwater Elevation[2] (ft btoc)
MW-60	726.76	04/19/2021	ND	31.28	0.00	695.48
MW-60	726.76	04/29/2021	ND	31.25	0.00	695.51
MW-60	726.76	05/03/2021	ND	31.23	0.00	695.53
MW-60	726.76	05/10/2021	ND	31.36	0.00	695.40
MW-60	726.76	05/18/2021	ND	31.63	0.00	695.13
MW-60	726.76	05/26/2021	ND	31.72	0.00	695.04
MW-60	726.76	05/31/2021	ND	31.98	0.00	694.78
MW-60	726.76	06/07/2021	ND	31.99	0.00	694.77
MW-60	726.76	06/14/2021	ND	32.23	0.00	694.53
MW-60	726.76	06/21/2021	ND	32.39	0.00	694.37
MW-60	726.76	07/01/2021	ND	32.58	0.00	694.18
MW-60	726.76	07/06/2021	ND	32.77	0.00	693.99
MW-60	726.76	07/14/2021	ND	32.99	0.00	693.77
MW-60	726.46	07/28/2021	ND	33.14	0.00	693.32
MW-60	726.46	08/02/2021	ND	33.40	0.00	693.06
MW-60	726.46	08/16/2021	ND	33.65	0.00	692.81
MW-60	726.46	08/26/2021	ND	31.12	0.00	695.34
MW-60	726.46	08/30/2021	ND	33.09	0.00	693.37
MW-60	726.46	09/14/2021	ND	34.30	0.00	692.16
MW-60	726.46	09/23/2021	ND	34.50	0.00	691.96
MW-60	726.46	10/06/2021	ND	34.70	0.00	691.76
MW-60	726.46	10/12/2021	ND	34.88	0.00	691.58
MW-60	726.46	10/18/2021	ND	35.06	0.00	691.40
MW-60	726.46	10/27/2021	ND	35.22	0.00	691.24
MW-60	726.46	11/01/2021	ND	35.43	0.00	691.03
MW-60	726.46	11/15/2021	ND	35.71	0.00	690.75
MW-60	726.46	11/22/2021	ND	35.70	0.00	690.76
MW-60	726.76	11/30/2021	ND	36.02	0.00	690.74
MW-60	726.76	12/06/2021	ND	36.00	0.00	690.76
MW-60	726.76	12/13/2021	ND	36.25	0.00	690.51
MW-60	726.76	12/20/2021	ND	36.38	0.00	690.38
MW-60	726.76	12/28/2021	ND	36.47	0.00	690.29
MW-60	726.76	01/04/2022	ND	36.75	0.00	690.01
MW-60	726.76	01/10/2022	ND	36.85	0.00	689.91
MW-60	726.76	01/27/2022	ND	36.89	0.00	689.87
MW-60	726.76	01/31/2022	ND	37.10	0.00	689.66
MW-60	726.76	02/09/2022	ND	36.99	0.00	689.77
MW-60	726.76	02/14/2022	ND	37.21	0.00	689.55

Table 3
Summary of Monitoring Well Gauging Data

Colonial Pipeline Company
2020-L1-SR2448
Huntersville, North Carolina

Well ID	Top Of Casing Elevation[1]	Date	Depth to Free Product (ft btoc)	Depth to Groundwater (ft btoc)	Free Product Thickness (ft)	Groundwater Elevation[2] (ft btoc)
MW-61						
MW-61	746.57	11/09/2020	ND	52.13	0.00	694.44
MW-61	746.57	11/18/2020	NM	NM	NM	NM
MW-61	746.57	11/23/2020	ND	54.01	0.00	692.56
MW-61	746.57	12/07/2020	ND	54.29	0.00	692.28
MW-61	746.57	12/21/2020	ARP	ARP	ARP	ARP
MW-61	746.57	12/26/2020	54.43	54.96	0.53	692.00
MW-61	746.57	01/10/2021	ARP	ARP	ARP	ARP
MW-61	746.57	01/19/2021	ARP	ARP	ARP	ARP
MW-61	746.57	01/25/2021	ARP	ARP	ARP	ARP
MW-61	746.57	02/01/2021	54.76	55.03	0.27	691.73
MW-61	746.57	02/08/2021	ARP	ARP	ARP	ARP
MW-61	746.57	02/16/2021	ARP	ARP	ARP	ARP
MW-61	746.57	02/22/2021	ARP	ARP	ARP	ARP
MW-61	746.57	03/04/2021	54.61	55.37	0.76	691.76
MW-61	746.57	03/08/2021	ARP	ARP	ARP	ARP
MW-61	746.57	03/15/2021	ARP	ARP	ARP	ARP
MW-61	746.57	03/22/2021	ARP	ARP	ARP	ARP
MW-61	746.60	04/01/2021	54.86	55.06	0.20	691.68
MW-61	746.60	04/12/2021	ARP	ARP	ARP	ARP
MW-61	746.60	04/19/2021	ARP	ARP	ARP	ARP
MW-61	746.60	04/29/2021	54.80	55.18	0.38	691.69
MW-61	746.60	05/03/2021	ARP	ARP	ARP	ARP
MW-61	746.60	05/10/2021	ARP	ARP	ARP	ARP
MW-61	746.60	05/18/2021	ARP	ARP	ARP	ARP
MW-61	746.60	05/26/2021	54.83	55.08	0.25	691.70
MW-61	746.60	05/31/2021	ARP	ARP	ARP	ARP
MW-61	746.60	06/07/2021	ARP	ARP	ARP	ARP
MW-61	746.60	06/14/2021	ARP	ARP	ARP	ARP
MW-61	746.60	06/21/2021	ARP	ARP	ARP	ARP
MW-61	746.60	07/01/2021	ND	55.28	0.00	691.32
MW-61	746.60	07/06/2021	ARP	ARP	ARP	ARP
MW-61	746.60	07/14/2021	ND	55.35	0.00	691.25
MW-61	746.60	07/28/2021	55.60	55.61	0.01	691.00
MW-61	746.60	08/16/2021	ARP	ARP	ARP	ARP
MW-61	746.60	08/26/2021	56.17	56.25	0.08	690.41
MW-61	746.60	08/30/2021	ARP	ARP	ARP	ARP
MW-61	746.60	09/16/2021	ND	56.66	0.00	689.94
MW-61	746.60	09/23/2021	ND	56.78	0.00	689.82
MW-61	746.60	10/06/2021	ARP	ARP	ARP	ARP
MW-61	746.60	10/12/2021	ARP	ARP	ARP	ARP
MW-61	746.60	10/18/2021	ARP	ARP	ARP	ARP
MW-61	746.60	10/27/2021	ND	57.51	0.00	689.09
MW-61	746.60	11/01/2021	ARP	ARP	ARP	ARP
MW-61	746.59	11/30/2021	ND	58.36	0.00	688.23

Table 3
Summary of Monitoring Well Gauging Data

Colonial Pipeline Company
2020-L1-SR2448
Huntersville, North Carolina

Well ID	Top Of Casing Elevation[1]	Date	Depth to Free Product (ft btoc)	Depth to Groundwater (ft btoc)	Free Product Thickness (ft)	Groundwater Elevation[2] (ft btoc)
MW-61	746.59	12/06/2021	ARP	ARP	ARP	ARP
MW-61	746.59	12/13/2021	ARP	ARP	ARP	ARP
MW-61	746.59	12/20/2021	ARP	ARP	ARP	ARP
MW-61	746.59	12/28/2021	ND	58.95	0.00	687.64
MW-61	746.59	01/04/2022	ARP	ARP	ARP	ARP
MW-61	746.59	01/10/2022	ARP	ARP	ARP	ARP
MW-61	746.59	01/27/2022	ND	59.50	0.00	687.09
MW-61	746.59	01/31/2022	ARP	ARP	ARP	ARP
MW-61	746.59	02/09/2022	ARP	ARP	ARP	ARP
MW-61	746.59	02/14/2022	ARP	ARP	ARP	ARP
MW-62						
MW-62	729.79	11/23/2020	NM	NM	NM	NM
MW-62	729.79	12/07/2020	ND	36.95	0.00	692.84
MW-62	729.79	12/21/2020	ND	36.91	0.00	692.88
MW-62	729.79	12/26/2020	ND	36.98	0.00	692.81
MW-62	729.79	01/10/2021	ND	36.85	0.00	692.94
MW-62	729.79	01/19/2021	ND	36.76	0.00	693.03
MW-62	729.79	01/25/2021	ND	36.54	0.00	693.25
MW-62	729.79	02/01/2021	ND	36.54	0.00	693.25
MW-62	729.79	02/08/2021	ND	36.61	0.00	693.18
MW-62	729.79	02/16/2021	ND	36.45	0.00	693.34
MW-62	729.79	02/22/2021	ND	36.31	0.00	693.48
MW-62	729.79	03/04/2021	ND	36.13	0.00	693.66
MW-62	729.79	03/08/2021	ND	36.16	0.00	693.63
MW-62	729.79	03/15/2021	ND	36.00	0.00	693.79
MW-62	729.79	03/22/2021	ND	35.87	0.00	693.92
MW-62	729.79	04/01/2021	ND	35.67	0.00	694.12
MW-62	729.79	04/12/2021	ND	35.38	0.00	694.41
MW-62	729.79	04/19/2021	ND	35.23	0.00	694.56
MW-62	729.79	04/29/2021	ND	35.10	0.00	694.69
MW-62	729.79	05/03/2021	ND	35.05	0.00	694.74
MW-62	729.79	05/10/2021	ND	35.80	0.00	693.99
MW-62	729.79	05/18/2021	ND	35.18	0.00	694.61
MW-62	729.79	05/26/2021	ND	35.18	0.00	694.61
MW-62	729.79	05/31/2021	ND	35.32	0.00	694.47
MW-62	729.79	06/07/2021	ND	35.31	0.00	694.48
MW-62	729.79	06/14/2021	ND	35.45	0.00	694.34
MW-62	729.79	06/21/2021	ND	35.55	0.00	694.24
MW-62	729.79	07/01/2021	ND	35.69	0.00	694.10
MW-62	729.79	07/06/2021	ND	36.85	0.00	692.94
MW-62	729.79	07/14/2021	ND	36.04	0.00	693.75
MW-62	729.79	07/28/2021	ND	36.16	0.00	693.63
MW-62	729.79	08/02/2021	ND	36.35	0.00	693.44
MW-62	729.79	08/16/2021	ND	36.56	0.00	693.23
MW-62	729.79	08/26/2021	ND	36.74	0.00	693.05

Table 3
Summary of Monitoring Well Gauging Data

Colonial Pipeline Company
2020-L1-SR2448
Huntersville, North Carolina

Well ID	Top Of Casing Elevation[1]	Date	Depth to Free Product (ft btoc)	Depth to Groundwater (ft btoc)	Free Product Thickness (ft)	Groundwater Elevation[2] (ft btoc)
MW-62	729.79	08/30/2021	ND	36.74	0.00	693.05
MW-62	729.79	09/14/2021	ND	36.97	0.00	692.82
MW-62	729.79	09/23/2021	ND	37.23	0.00	692.56
MW-62	729.79	10/06/2021	ND	37.41	0.00	692.38
MW-62	729.79	10/12/2021	ND	37.57	0.00	692.22
MW-62	729.79	10/18/2021	ND	37.73	0.00	692.06
MW-62	729.79	10/27/2021	ND	37.91	0.00	691.88
MW-62	729.79	11/01/2021	ND	37.99	0.00	691.80
MW-62	729.79	11/15/2021	ND	38.02	0.00	691.77
MW-62	729.79	11/22/2021	ND	38.02	0.00	691.77
MW-62	729.79	11/30/2021	ND	38.01	0.00	691.78
MW-62	729.79	12/06/2021	ND	38.00	0.00	691.79
MW-62	729.79	12/13/2021	ND	38.02	0.00	691.77
MW-62	729.79	12/20/2021	ND	38.04	0.00	691.75
MW-62	729.79	12/28/2021	ND	38.03	0.00	691.76
MW-62	729.79	01/04/2022	ND	38.02	0.00	691.77
MW-62	729.79	01/10/2022	ND	38.03	0.00	691.76
MW-62	729.79	01/27/2022	ND	38.02	0.00	691.77
MW-62	729.79	01/31/2022	ND	38.00	0.00	691.79
MW-62	729.79	02/09/2022	ND	38.01	0.00	691.78
MW-62	729.79	02/14/2022	ND	38.02	0.00	691.77
MW-63						
MW-63	725.76	11/23/2020	ND	39.44	0.00	686.32
MW-63	725.76	12/07/2020	ND	39.37	0.00	686.39
MW-63	725.76	12/21/2020	ND	39.70	0.00	686.06
MW-63	725.76	12/26/2020	ND	39.69	0.00	686.07
MW-63	725.76	01/10/2021	ND	39.95	0.00	685.81
MW-63	725.76	01/19/2021	ND	40.83	0.00	684.93
MW-63	725.76	01/25/2021	ND	40.88	0.00	684.88
MW-63	725.76	02/01/2021	ND	40.82	0.00	684.94
MW-63	725.76	02/08/2021	ND	41.24	0.00	684.52
MW-63	725.76	02/16/2021	ND	40.90	0.00	684.86
MW-63	725.76	02/22/2021	ND	40.85	0.00	684.91
MW-63	725.76	03/04/2021	ND	40.54	0.00	685.22
MW-63	725.76	03/08/2021	ND	40.70	0.00	685.06
MW-63	725.76	03/15/2021	ND	40.73	0.00	685.03
MW-63	725.76	03/22/2021	ND	40.69	0.00	685.07
MW-63	725.76	04/01/2021	ND	40.43	0.00	685.33
MW-63	725.76	04/12/2021	ND	40.54	0.00	685.22
MW-63	725.76	04/19/2021	ND	45.30	0.00	680.46
MW-63	725.76	04/29/2021	ND	40.24	0.00	685.52
MW-63	725.76	05/03/2021	ND	40.31	0.00	685.45
MW-63	725.76	05/10/2021	ND	40.21	0.00	685.55
MW-63	725.76	05/18/2021	ND	40.28	0.00	685.48
MW-63	725.76	05/26/2021	ND	40.10	0.00	685.66

Table 3
Summary of Monitoring Well Gauging Data

Colonial Pipeline Company
2020-L1-SR2448
Huntersville, North Carolina

Well ID	Top Of Casing Elevation[1]	Date	Depth to Free Product (ft btoc)	Depth to Groundwater (ft btoc)	Free Product Thickness (ft)	Groundwater Elevation[2] (ft btoc)
MW-63	725.76	05/31/2021	ND	40.33	0.00	685.43
MW-63	725.76	06/07/2021	ND	40.49	0.00	685.27
MW-63	725.76	06/14/2021	ND	40.53	0.00	685.23
MW-63	725.76	06/21/2021	ND	40.59	0.00	685.17
MW-63	725.76	07/01/2021	ND	40.55	0.00	685.21
MW-63	725.76	07/06/2021	ND	40.83	0.00	684.93
MW-63	725.76	07/14/2021	ND	40.65	0.00	685.11
MW-63	725.76	07/28/2021	ND	41.15	0.00	684.61
MW-63	725.76	08/02/2021	ND	41.52	0.00	684.24
MW-63	725.76	08/16/2021	ND	41.85	0.00	683.91
MW-63	725.76	08/26/2021	ND	41.96	0.00	683.80
MW-63	725.76	08/30/2021	ND	42.38	0.00	683.38
MW-63	725.76	09/14/2021	ND	42.98	0.00	682.78
MW-63	725.76	09/23/2021	ND	43.05	0.00	682.71
MW-63	725.76	10/06/2021	ND	43.76	0.00	682.00
MW-63	725.76	10/12/2021	ND	43.90	0.00	681.86
MW-63	725.76	10/18/2021	ND	44.09	0.00	681.67
MW-63	725.76	10/27/2021	ND	44.05	0.00	681.71
MW-63	725.76	11/01/2021	44.47	44.50	0.03	681.28
MW-63	725.76	11/30/2021	46.18	47.08	0.90	679.34
MW-63	726.26	12/06/2021	ARP	ARP	ARP	ARP
MW-63	726.26	12/13/2021	ARP	ARP	ARP	ARP
MW-63	726.26	12/20/2021	ARP	ARP	ARP	ARP
MW-63	726.26	12/28/2021	46.89	47.77	0.88	679.13
MW-63	726.26	01/04/2022	ARP	ARP	ARP	ARP
MW-63	726.26	01/10/2022	ARP	ARP	ARP	ARP
MW-63	726.26	01/27/2022	47.62	48.47	0.85	678.41
MW-63	726.26	01/31/2022	ARP	ARP	ARP	ARP
MW-63	726.26	02/09/2022	ARP	ARP	ARP	ARP
MW-63	726.26	02/14/2022	ARP	ARP	ARP	ARP
MW-64						
MW-64	730.39	12/26/2020	ND	38.24	0.00	692.15
MW-64	730.39	01/10/2021	ND	38.30	0.00	692.09
MW-64	730.39	01/19/2021	ND	38.24	0.00	692.15
MW-64	730.39	01/25/2021	ND	38.18	0.00	692.21
MW-64	730.39	02/01/2021	ND	38.24	0.00	692.15
MW-64	730.39	02/08/2021	ND	38.39	0.00	692.00
MW-64	730.39	02/16/2021	ND	38.19	0.00	692.20
MW-64	730.39	02/22/2021	ND	38.14	0.00	692.25
MW-64	730.39	03/04/2021	ND	38.14	0.00	692.25
MW-64	730.39	03/08/2021	ND	38.23	0.00	692.16
MW-64	730.39	03/15/2021	ND	38.12	0.00	692.27
MW-64	730.39	03/22/2021	ND	38.07	0.00	692.32
MW-64	730.39	04/01/2021	ND	37.91	0.00	692.48
MW-64	730.39	04/12/2021	ND	37.86	0.00	692.53

Table 3
Summary of Monitoring Well Gauging Data

Colonial Pipeline Company
2020-L1-SR2448
Huntersville, North Carolina

Well ID	Top Of Casing Elevation[1]	Date	Depth to Free Product (ft btoc)	Depth to Groundwater (ft btoc)	Free Product Thickness (ft)	Groundwater Elevation[2] (ft btoc)
MW-64	730.39	04/19/2021	ND	37.86	0.00	692.53
MW-64	730.39	04/29/2021	ND	37.76	0.00	692.63
MW-64	730.39	05/03/2021	ND	37.69	0.00	692.70
MW-64	730.39	05/10/2021	ND	37.72	0.00	692.67
MW-64	730.39	05/18/2021	ND	37.78	0.00	692.61
MW-64	730.39	05/26/2021	ND	37.79	0.00	692.60
MW-64	730.39	05/31/2021	ND	37.92	0.00	692.47
MW-64	730.39	06/07/2021	ND	37.83	0.00	692.56
MW-64	730.39	06/14/2021	ND	37.92	0.00	692.47
MW-64	730.39	06/21/2021	ND	38.01	0.00	692.38
MW-64	730.39	07/01/2021	ND	38.16	0.00	692.23
MW-64	730.39	07/06/2021	ND	38.27	0.00	692.12
MW-64	730.39	07/14/2021	ND	38.35	0.00	692.04
MW-64	730.39	07/28/2021	ND	38.57	0.00	691.82
MW-64	730.39	08/02/2021	ND	38.71	0.00	691.68
MW-64	730.39	08/16/2021	ND	38.93	0.00	691.46
MW-64	730.39	08/26/2021	ND	39.14	0.00	691.25
MW-64	730.39	08/30/2021	ND	39.22	0.00	691.17
MW-64	730.39	09/14/2021	ND	39.47	0.00	690.92
MW-64	730.39	09/23/2021	ND	39.70	0.00	690.69
MW-64	730.39	10/06/2021	ND	39.96	0.00	690.43
MW-64	730.39	10/12/2021	ND	40.05	0.00	690.34
MW-64	730.39	10/18/2021	ND	40.25	0.00	690.14
MW-64	730.39	10/27/2021	ND	40.41	0.00	689.98
MW-64	730.39	11/01/2021	ND	40.59	0.00	689.8
MW-64	730.39	11/15/2021	ND	40.86	0.00	689.53
MW-64	730.39	11/22/2021	ND	40.92	0.00	689.47
MW-64	730.39	11/30/2021	ND	41.17	0.00	689.22
MW-64	730.39	12/06/2021	ND	41.32	0.00	689.07
MW-64	730.39	12/13/2021	ND	41.43	0.00	688.96
MW-64	730.39	12/20/2021	ND	41.55	0.00	688.84
MW-64	730.39	12/28/2021	ND	41.65	0.00	688.74
MW-64	730.39	01/04/2022	ND	41.92	0.00	688.47
MW-64	730.39	01/10/2022	ND	42.07	0.00	688.32
MW-64	730.39	01/27/2022	ND	42.29	0.00	688.10
MW-64	730.39	01/31/2022	ND	42.43	0.00	687.96
MW-64	730.39	02/09/2022	ND	42.53	0.00	687.86
MW-64	730.39	02/14/2022	ND	42.63	0.00	687.76

Table 3
Summary of Monitoring Well Gauging Data

Colonial Pipeline Company
2020-L1-SR2448
Huntersville, North Carolina

Well ID	Top Of Casing Elevation[1]	Date	Depth to Free Product (ft btoc)	Depth to Groundwater (ft btoc)	Free Product Thickness (ft)	Groundwater Elevation[2] (ft btoc)
MW-65						
MW-65	714.46	12/26/2020	ND	23.38	0.00	691.08
MW-65	714.46	01/10/2021	ND	23.17	0.00	691.29
MW-65	714.46	01/19/2021	ND	23.11	0.00	691.35
MW-65	714.46	01/25/2021	ND	23.08	0.00	691.38
MW-65	714.46	02/01/2021	ND	23.06	0.00	691.40
MW-65	714.46	02/08/2021	ND	23.08	0.00	691.38
MW-65	714.46	02/16/2021	ND	22.89	0.00	691.57
MW-65	714.46	02/22/2021	ND	22.68	0.00	691.78
MW-65	714.46	03/04/2021	ND	22.45	0.00	692.01
MW-65	714.46	03/08/2021	ND	22.48	0.00	691.98
MW-65	714.46	03/15/2021	ND	22.36	0.00	692.10
MW-65	714.46	03/22/2021	ND	22.31	0.00	692.15
MW-65	714.46	04/01/2021	ND	22.03	0.00	692.43
MW-65	714.46	04/12/2021	ND	21.84	0.00	692.62
MW-65	714.46	04/19/2021	ND	21.87	0.00	692.59
MW-65	714.46	04/29/2021	ND	21.94	0.00	692.52
MW-65	714.46	05/03/2021	ND	21.96	0.00	692.50
MW-65	714.46	05/10/2021	ND	22.08	0.00	692.38
MW-65	714.46	05/18/2021	ND	22.28	0.00	692.18
MW-65	714.46	05/26/2021	ND	22.41	0.00	692.05
MW-65	714.46	05/31/2021	ND	22.56	0.00	691.90
MW-65	714.46	06/07/2021	ND	22.65	0.00	691.81
MW-65	714.46	06/14/2021	ND	22.72	0.00	691.74
MW-65	714.46	06/21/2021	ND	22.85	0.00	691.61
MW-65	714.46	07/01/2021	ND	23.06	0.00	691.40
MW-65	714.46	07/06/2021	ND	23.20	0.00	691.26
MW-65	714.46	07/14/2021	ND	23.39	0.00	691.07
MW-65	714.46	07/28/2021	ND	23.51	0.00	690.95
MW-65	714.46	08/02/2021	ND	23.67	0.00	690.79
MW-65	714.46	08/16/2021	ND	23.91	0.00	690.55
MW-65	714.46	08/26/2021	ND	24.12	0.00	690.34
MW-65	714.46	08/30/2021	ND	24.18	0.00	690.28
MW-65	714.46	09/14/2021	ND	24.43	0.00	690.03
MW-65	714.46	09/23/2021	ND	24.68	0.00	689.78
MW-65	714.46	10/06/2021	ND	24.91	0.00	689.55
MW-65	714.46	10/12/2021	ND	25.01	0.00	689.45
MW-65	714.46	10/18/2021	ND	25.22	0.00	689.24
MW-65	714.46	10/27/2021	ND	25.38	0.00	689.08
MW-65	714.46	11/01/2021	ND	25.53	0.00	688.93
MW-65	714.46	11/15/2021	ND	25.82	0.00	688.64
MW-65	714.46	11/22/2021	ND	25.90	0.00	688.56
MW-65	714.46	11/30/2021	ND	26.13	0.00	688.33
MW-65	714.71	12/06/2021	ND	26.24	0.00	688.47
MW-65	714.71	12/13/2021	ND	26.42	0.00	688.29

Table 3
Summary of Monitoring Well Gauging Data

Colonial Pipeline Company
2020-L1-SR2448
Huntersville, North Carolina

Well ID	Top Of Casing Elevation[1]	Date	Depth to Free Product (ft btoc)	Depth to Groundwater (ft btoc)	Free Product Thickness (ft)	Groundwater Elevation[2] (ft btoc)
MW-65	714.71	12/20/2021	ND	26.47	0.00	688.24
MW-65	714.71	12/28/2021	ND	26.59	0.00	688.12
MW-65	714.71	01/04/2022	ND	26.76	0.00	687.95
MW-65	714.71	01/10/2022	ND	26.96	0.00	687.75
MW-65	714.71	01/27/2022	ND	27.03	0.00	687.68
MW-65	714.71	01/31/2022	ND	27.06	0.00	687.65
MW-65	714.71	02/09/2022	ND	27.12	0.00	687.59
MW-65	714.71	02/14/2022	ND	27.28	0.00	687.43
MW-66						
MW-66	731.43	12/26/2020	ND	40.59	0.00	690.84
MW-66	731.43	01/10/2021	ND	38.40	0.00	693.03
MW-66	731.43	01/19/2021	ND	38.36	0.00	693.07
MW-66	731.43	01/25/2021	ND	28.38	0.00	703.05
MW-66	731.43	02/01/2021	ND	38.48	0.00	692.95
MW-66	731.43	02/08/2021	ND	38.69	0.00	692.74
MW-66	731.43	02/16/2021	ND	38.49	0.00	692.94
MW-66	731.43	02/22/2021	ND	38.46	0.00	692.97
MW-66	731.43	03/04/2021	ND	38.43	0.00	693.00
MW-66	731.43	03/08/2021	ND	38.54	0.00	692.89
MW-66	731.43	03/15/2021	ND	38.50	0.00	692.93
MW-66	731.43	03/22/2021	ND	38.57	0.00	692.86
MW-66	731.43	04/01/2021	ND	38.46	0.00	692.97
MW-66	731.43	04/12/2021	ND	38.35	0.00	693.08
MW-66	731.43	04/19/2021	ND	38.34	0.00	693.09
MW-66	731.43	04/29/2021	ND	38.28	0.00	693.15
MW-66	731.43	05/03/2021	ND	38.21	0.00	693.22
MW-66	731.43	05/10/2021	ND	38.38	0.00	693.05
MW-66	731.43	05/18/2021	ND	38.58	0.00	692.85
MW-66	731.43	05/26/2021	ND	38.62	0.00	692.81
MW-66	731.43	05/31/2021	ND	38.81	0.00	692.62
MW-66	731.43	06/07/2021	ND	38.82	0.00	692.61
MW-66	731.43	06/14/2021	ND	38.91	0.00	692.52
MW-66	731.43	06/21/2021	ND	38.95	0.00	692.48
MW-66	731.43	07/01/2021	ND	39.22	0.00	692.21
MW-66	731.43	07/06/2021	ND	39.40	0.00	692.03
MW-66	731.43	07/14/2021	ND	39.52	0.00	691.91
MW-66	731.43	07/28/2021	ND	39.78	0.00	691.65
MW-66	731.43	08/02/2021	ND	39.96	0.00	691.47
MW-66	731.43	08/16/2021	ND	40.14	0.00	691.29
MW-66	731.43	08/26/2021	ND	43.30	0.00	688.13
MW-66	731.43	08/30/2021	ND	40.46	0.00	690.97
MW-66	731.43	09/14/2021	ND	40.79	0.00	690.64
MW-66	731.43	09/23/2021	ND	40.91	0.00	690.52
MW-66	731.43	10/06/2021	ND	41.23	0.00	690.20
MW-66	731.43	10/12/2021	ND	41.41	0.00	690.02

Table 3
Summary of Monitoring Well Gauging Data

Colonial Pipeline Company
2020-L1-SR2448
Huntersville, North Carolina

Well ID	Top Of Casing Elevation[1]	Date	Depth to Free Product (ft btoc)	Depth to Groundwater (ft btoc)	Free Product Thickness (ft)	Groundwater Elevation[2] (ft btoc)
MW-66	731.43	10/18/2021	ND	41.58	0.00	689.85
MW-66	731.43	10/27/2021	ND	41.68	0.00	689.75
MW-66	731.43	11/01/2021	ND	41.84	0.00	689.59
MW-66	731.43	11/15/2021	ND	42.19	0.00	689.24
MW-66	731.43	11/22/2021	ND	42.37	0.00	689.06
MW-66	731.43	11/30/2021	ND	42.55	0.00	688.88
MW-66	731.43	12/06/2021	ND	42.60	0.00	688.83
MW-66	731.43	12/13/2021	ND	48.86	0.00	682.57
MW-66	731.43	12/20/2021	ND	42.97	0.00	688.46
MW-66	731.43	12/28/2021	ND	43.04	0.00	688.39
MW-66	731.43	01/04/2022	ND	43.31	0.00	688.12
MW-66	731.43	01/10/2022	ND	43.51	0.00	687.92
MW-66	731.43	01/27/2022	ND	43.48	0.00	687.95
MW-66	731.43	01/31/2022	ND	43.58	0.00	687.85
MW-66	731.43	02/09/2022	ND	43.84	0.00	687.59
MW-66	731.43	02/14/2022	ND	44.02	0.00	687.41
MW-67						
MW-67	724.32	12/26/2020	ND	32.06	0.00	692.26
MW-67	724.32	01/10/2021	ND	30.96	0.00	693.36
MW-67	724.32	01/19/2021	ND	30.93	0.00	693.39
MW-67	724.32	01/25/2021	ND	30.93	0.00	693.39
MW-67	724.32	02/01/2021	ND	31.02	0.00	693.30
MW-67	724.32	02/08/2021	ND	31.20	0.00	693.12
MW-67	724.32	02/16/2021	ND	31.06	0.00	693.26
MW-67	724.32	02/22/2021	ND	31.00	0.00	693.32
MW-67	724.32	03/04/2021	ND	30.98	0.00	693.34
MW-67	724.32	03/08/2021	ND	31.07	0.00	693.25
MW-67	724.32	03/15/2021	ND	31.02	0.00	693.30
MW-67	724.32	03/22/2021	ND	31.04	0.00	693.28
MW-67	724.32	04/01/2021	ND	30.95	0.00	693.37
MW-67	724.32	04/12/2021	ND	30.77	0.00	693.55
MW-67	724.32	04/19/2021	ND	30.75	0.00	693.57
MW-67	724.32	04/29/2021	ND	30.70	0.00	693.62
MW-67	724.32	05/03/2021	ND	30.65	0.00	693.67
MW-67	724.32	05/10/2021	ND	30.76	0.00	693.56
MW-67	724.32	05/18/2021	ND	31.00	0.00	693.32
MW-67	724.32	05/26/2021	ND	31.08	0.00	693.24
MW-67	724.32	05/31/2021	ND	31.27	0.00	693.05
MW-67	724.32	06/07/2021	ND	31.29	0.00	693.03
MW-67	724.32	06/14/2021	ND	31.42	0.00	692.90
MW-67	724.32	06/21/2021	ND	31.48	0.00	692.84
MW-67	724.32	07/01/2021	ND	31.73	0.00	692.59
MW-67	724.32	07/06/2021	ND	31.90	0.00	692.42
MW-67	724.32	07/14/2021	ND	32.06	0.00	692.26
MW-67	724.32	07/28/2021	ND	32.29	0.00	692.03

Table 3
Summary of Monitoring Well Gauging Data

Colonial Pipeline Company
2020-L1-SR2448
Huntersville, North Carolina

Well ID	Top Of Casing Elevation[1]	Date	Depth to Free Product (ft btoc)	Depth to Groundwater (ft btoc)	Free Product Thickness (ft)	Groundwater Elevation[2] (ft btoc)
MW-67	724.32	08/02/2021	ND	32.45	0.00	691.87
MW-67	724.32	08/16/2021	ND	32.67	0.00	691.65
MW-67	724.32	08/26/2021	ND	32.87	0.00	691.45
MW-67	724.32	08/30/2021	ND	32.95	0.00	691.37
MW-67	724.32	09/14/2021	ND	33.25	0.00	691.07
MW-67	724.32	09/23/2021	ND	33.48	0.00	690.84
MW-67	724.32	10/06/2021	ND	33.71	0.00	690.61
MW-67	724.32	10/12/2021	ND	33.85	0.00	690.47
MW-67	724.32	10/18/2021	ND	34.05	0.00	690.27
MW-67	724.32	10/27/2021	ND	34.18	0.00	690.14
MW-67	724.32	11/01/2021	ND	42.32	0.00	682.00
MW-67	724.32	11/15/2021	ND	34.62	0.00	689.70
MW-67	724.32	11/22/2021	ND	34.76	0.00	689.56
MW-67	724.32	11/30/2021	ND	35.95	0.00	688.37
MW-67	724.32	12/06/2021	ND	35.01	0.00	689.31
MW-67	724.32	12/13/2021	ND	35.22	0.00	689.10
MW-67	724.32	12/20/2021	ND	35.36	0.00	688.96
MW-67	724.32	12/28/2021	ND	35.49	0.00	688.83
MW-67	724.32	01/04/2022	ND	35.69	0.00	688.63
MW-67	724.32	01/10/2022	ND	35.86	0.00	688.46
MW-67	724.32	01/27/2022	ND	35.96	0.00	688.36
MW-67	724.32	01/31/2022	ND	36.00	0.00	688.32
MW-67	724.32	02/09/2022	ND	36.19	0.00	688.13
MW-67	724.32	02/14/2022	ND	36.35	0.00	687.97
MW-68						
MW-68	731.84	12/26/2020	ND	38.03	0.00	693.81
MW-68	731.84	01/10/2021	ND	38.12	0.00	693.72
MW-68	731.84	01/19/2021	ND	38.09	0.00	693.75
MW-68	731.84	01/25/2021	ND	28.22	0.00	703.62
MW-68	731.84	02/01/2021	ND	38.28	0.00	693.56
MW-68	731.84	02/08/2021	ND	38.55	0.00	693.29
MW-68	731.84	02/16/2021	ND	38.38	0.00	693.46
MW-68	731.84	02/22/2021	ND	38.30	0.00	693.54
MW-68	731.84	03/04/2021	ND	38.28	0.00	693.56
MW-68	731.84	03/08/2021	ND	38.47	0.00	693.37
MW-68	731.84	03/15/2021	ND	38.60	0.00	693.24
MW-68	731.84	03/22/2021	ND	38.63	0.00	693.21
MW-68	731.84	04/01/2021	ND	38.36	0.00	693.48
MW-68	731.84	04/12/2021	ND	38.18	0.00	693.66
MW-68	731.84	04/19/2021	ND	38.19	0.00	693.65
MW-68	731.84	04/29/2021	ND	38.09	0.00	693.75
MW-68	731.84	05/03/2021	ND	38.00	0.00	693.84
MW-68	731.84	05/10/2021	ND	38.29	0.00	693.55
MW-68	731.84	05/18/2021	ND	38.75	0.00	693.09
MW-68	731.84	05/26/2021	ND	38.72	0.00	693.12

Table 3
Summary of Monitoring Well Gauging Data

Colonial Pipeline Company
2020-L1-SR2448
Huntersville, North Carolina

Well ID	Top Of Casing Elevation[1]	Date	Depth to Free Product (ft btoc)	Depth to Groundwater (ft btoc)	Free Product Thickness (ft)	Groundwater Elevation[2] (ft btoc)
MW-68	731.84	05/31/2021	ND	39.13	0.00	692.71
MW-68	731.84	06/07/2021	ND	41.49	0.00	690.35
MW-68	731.84	06/14/2021	ND	39.40	0.00	692.44
MW-68	731.84	06/21/2021	ND	39.15	0.00	692.69
MW-68	731.84	07/01/2021	ND	39.55	0.00	692.29
MW-68	731.84	07/06/2021	ND	40.00	0.00	691.84
MW-68	731.84	07/14/2021	ND	39.95	0.00	691.89
MW-68	731.84	07/28/2021	ND	40.33	0.00	691.51
MW-68	731.84	08/02/2021	ND	40.55	0.00	691.29
MW-68	731.84	08/16/2021	ND	40.73	0.00	691.11
MW-68	731.84	08/26/2021	ND	42.20	0.00	689.64
MW-68	731.84	08/30/2021	ND	41.02	0.00	690.82
MW-68	731.84	09/14/2021	ND	41.12	0.00	690.72
MW-68	731.84	09/23/2021	ND	41.32	0.00	690.52
MW-68	731.84	10/06/2021	ND	41.80	0.00	690.04
MW-68	731.84	10/12/2021	ND	41.94	0.00	689.90
MW-68	731.84	10/18/2021	ND	42.13	0.00	689.71
MW-68	731.84	10/27/2021	ND	42.05	0.00	689.79
MW-68	731.84	11/01/2021	ND	42.37	0.00	689.47
MW-68	731.84	11/15/2021	ND	42.68	0.00	689.16
MW-68	731.84	11/22/2021	ND	42.78	0.00	689.06
MW-68	731.84	11/30/2021	ND	42.94	0.00	688.90
MW-68	731.84	12/06/2021	ND	42.99	0.00	688.85
MW-68	731.84	12/13/2021	ND	43.21	0.00	688.63
MW-68	731.84	12/20/2021	ND	43.38	0.00	688.46
MW-68	731.84	12/28/2021	ND	43.24	0.00	688.60
MW-68	731.84	01/04/2022	ND	43.72	0.00	688.12
MW-68	731.84	01/10/2022	ND	43.89	0.00	687.95
MW-68	731.84	01/27/2022	ND	43.64	0.00	688.20
MW-68	731.84	01/31/2022	ND	43.81	0.00	688.03
MW-68	731.84	02/09/2022	ND	44.08	0.00	687.76
MW-68	731.84	02/14/2022	ND	44.27	0.00	687.57
MW-69						
MW-69	741.74	12/26/2020	ND	49.96	0.00	691.78
MW-69	741.74	01/10/2021	ND	49.70	0.00	692.04
MW-69	741.74	01/19/2021	ND	50.19	0.00	691.55
MW-69	741.74	01/25/2021	ND	50.17	0.00	691.57
MW-69	741.74	02/01/2021	ND	50.18	0.00	691.56
MW-69	741.74	02/08/2021	ND	50.44	0.00	691.30
MW-69	741.74	02/16/2021	ND	50.12	0.00	691.62
MW-69	741.74	02/22/2021	ND	50.13	0.00	691.61
MW-69	741.74	03/04/2021	ND	50.14	0.00	691.60
MW-69	741.74	03/08/2021	ND	50.29	0.00	691.45
MW-69	741.74	03/15/2021	ND	50.25	0.00	691.49
MW-69	741.74	03/22/2021	ND	50.24	0.00	691.50

Table 3
Summary of Monitoring Well Gauging Data

Colonial Pipeline Company
2020-L1-SR2448
Huntersville, North Carolina

Well ID	Top Of Casing Elevation[1]	Date	Depth to Free Product (ft btoc)	Depth to Groundwater (ft btoc)	Free Product Thickness (ft)	Groundwater Elevation[2] (ft btoc)
MW-69	741.74	04/01/2021	ND	50.19	0.00	691.55
MW-69	741.74	04/12/2021	ND	50.52	0.00	691.22
MW-69	741.74	04/19/2021	ND	50.54	0.00	691.20
MW-69	741.74	04/29/2021	ND	50.15	0.00	691.59
MW-69	741.74	05/03/2021	ND	50.41	0.00	691.33
MW-69	741.74	05/10/2021	ND	50.72	0.00	691.02
MW-69	741.74	05/18/2021	ND	50.50	0.00	691.24
MW-69	741.74	05/26/2021	ND	50.11	0.00	691.63
MW-69	741.74	05/31/2021	ND	50.33	0.00	691.41
MW-69	741.74	06/07/2021	ND	50.38	0.00	691.36
MW-69	741.74	06/14/2021	ND	50.08	0.00	691.66
MW-69	741.74	06/21/2021	ND	50.56	0.00	691.18
MW-69	741.74	07/01/2021	ND	50.31	0.00	691.43
MW-69	741.74	07/06/2021	ND	50.45	0.00	691.29
MW-69	741.74	07/14/2021	ND	50.48	0.00	691.26
MW-69	741.74	07/28/2021	ND	50.81	0.00	690.93
MW-69	741.74	08/02/2021	ND	51.21	0.00	690.53
MW-69	741.74	08/16/2021	ND	51.29	0.00	690.45
MW-69	741.74	08/26/2021	ND	51.29	0.00	690.45
MW-69	741.74	08/30/2021	ND	51.85	0.00	689.89
MW-69	741.74	09/14/2021	ND	52.09	0.00	689.65
MW-69	741.74	09/23/2021	ND	51.85	0.00	689.89
MW-69	741.74	10/06/2021	ND	52.66	0.00	689.08
MW-69	741.74	10/12/2021	ND	52.60	0.00	689.14
MW-69	741.74	10/18/2021	ND	52.77	0.00	688.97
MW-69	741.74	10/27/2021	ND	52.60	0.00	689.14
MW-69	741.74	11/01/2021	ND	52.98	0.00	688.76
MW-69	741.74	11/15/2021	ND	53.39	0.00	688.35
MW-69	741.74	11/22/2021	ND	59.40	0.00	682.34
MW-69	741.74	11/30/2021	ND	55.36	0.00	686.38
MW-69	743.62	12/06/2021	ND	55.60	0.00	688.02
MW-69	743.62	12/13/2021	ND	55.82	0.00	687.80
MW-69	743.62	12/20/2021	ND	55.97	0.00	687.65
MW-69	743.62	12/28/2021	ND	55.86	0.00	687.76
MW-69	743.62	01/04/2022	ND	56.63	0.00	686.99
MW-69	743.62	01/10/2022	ND	56.49	0.00	687.13
MW-69	743.62	01/27/2022	ND	56.47	0.00	687.15
MW-69	743.62	01/31/2022	ND	56.68	0.00	686.94
MW-69	743.62	02/09/2022	ND	57.21	0.00	686.41
MW-69	743.62	02/14/2022	ND	57.12	0.00	686.50

Table 3
Summary of Monitoring Well Gauging Data

Colonial Pipeline Company
2020-L1-SR2448
Huntersville, North Carolina

Well ID	Top Of Casing Elevation[1]	Date	Depth to Free Product (ft btoc)	Depth to Groundwater (ft btoc)	Free Product Thickness (ft)	Groundwater Elevation[2] (ft btoc)
MW-70						
MW-70	728.08	12/26/2020	ND	35.82	0.00	692.26
MW-70	728.08	01/10/2021	ND	35.83	0.00	692.25
MW-70	728.08	01/19/2021	ND	35.86	0.00	692.22
MW-70	728.08	01/25/2021	ND	35.82	0.00	692.26
MW-70	728.08	02/01/2021	ND	35.85	0.00	692.23
MW-70	728.08	02/08/2021	ND	36.01	0.00	692.07
MW-70	728.08	02/16/2021	ND	35.82	0.00	692.26
MW-70	728.08	02/22/2021	ND	35.79	0.00	692.29
MW-70	728.08	03/04/2021	ND	35.76	0.00	692.32
MW-70	728.08	03/08/2021	ND	35.85	0.00	692.23
MW-70	728.08	03/15/2021	ND	35.75	0.00	692.33
MW-70	728.08	03/22/2021	ND	35.70	0.00	692.38
MW-70	728.08	04/01/2021	ND	35.59	0.00	692.49
MW-70	728.08	04/12/2021	ND	35.53	0.00	692.55
MW-70	728.08	04/19/2021	ND	35.53	0.00	692.55
MW-70	728.08	04/29/2021	ND	35.42	0.00	692.66
MW-70	728.08	05/03/2021	ND	35.36	0.00	692.72
MW-70	728.08	05/10/2021	ND	35.41	0.00	692.67
MW-70	728.08	05/18/2021	ND	35.45	0.00	692.63
MW-70	728.08	05/26/2021	ND	35.48	0.00	692.60
MW-70	728.08	05/31/2021	ND	35.63	0.00	692.45
MW-70	728.08	06/07/2021	ND	35.50	0.00	692.58
MW-70	728.08	06/14/2021	ND	35.62	0.00	692.46
MW-70	728.08	06/21/2021	ND	35.71	0.00	692.37
MW-70	728.08	07/01/2021	ND	35.87	0.00	692.21
MW-70	728.08	07/06/2021	ND	35.98	0.00	692.10
MW-70	728.08	07/14/2021	ND	36.10	0.00	691.98
MW-70	728.08	07/28/2021	ND	36.32	0.00	691.76
MW-70	728.08	08/02/2021	ND	36.46	0.00	691.62
MW-70	728.08	08/16/2021	ND	36.65	0.00	691.43
MW-70	728.08	08/26/2021	ND	36.90	0.00	691.18
MW-70	728.08	08/30/2021	ND	36.95	0.00	691.13
MW-70	728.08	09/14/2021	ND	37.24	0.00	690.84
MW-70	728.08	09/23/2021	ND	37.45	0.00	690.63
MW-70	728.08	10/06/2021	ND	37.71	0.00	690.37
MW-70	728.08	10/12/2021	ND	37.80	0.00	690.28
MW-70	728.08	10/18/2021	ND	38.00	0.00	690.08
MW-70	728.08	10/27/2021	ND	38.15	0.00	689.93
MW-70	728.08	11/01/2021	ND	38.30	0.00	689.78
MW-70	728.08	11/15/2021	ND	38.60	0.00	689.48
MW-70	728.08	11/22/2021	ND	38.71	0.00	689.37
MW-70	728.08	11/30/2021	ND	38.95	0.00	689.13
MW-70	728.08	12/06/2021	ND	38.98	0.00	689.10
MW-70	728.08	12/13/2021	ND	39.20	0.00	688.88

Table 3
Summary of Monitoring Well Gauging Data

Colonial Pipeline Company
2020-L1-SR2448
Huntersville, North Carolina

Well ID	Top Of Casing Elevation[1]	Date	Depth to Free Product (ft btoc)	Depth to Groundwater (ft btoc)	Free Product Thickness (ft)	Groundwater Elevation[2] (ft btoc)
MW-70	728.08	12/20/2021	ND	39.33	0.00	688.75
MW-70	728.08	12/28/2021	ND	39.46	0.00	688.62
MW-70	728.08	01/04/2022	ND	39.71	0.00	688.37
MW-70	728.08	01/10/2022	ND	39.84	0.00	688.24
MW-70	728.08	01/27/2022	ND	40.06	0.00	688.02
MW-70	728.08	01/31/2022	ND	40.10	0.00	687.98
MW-70	728.08	02/09/2022	ND	40.30	0.00	687.78
MW-70	728.08	02/14/2022	ND	40.43	0.00	687.65
MW-71						
MW-71	746.97	01/19/2021	ND	52.15	0.00	694.82
MW-71	746.97	01/25/2021	ND	55.34	0.00	691.63
MW-71	746.97	02/01/2021	ND	55.33	0.00	691.64
MW-71	746.97	02/08/2021	ND	55.61	0.00	691.36
MW-71	746.97	02/16/2021	ND	55.31	0.00	691.66
MW-71	746.97	02/22/2021	ND	55.25	0.00	691.72
MW-71	746.97	03/04/2021	ND	55.26	0.00	691.71
MW-71	746.97	03/08/2021	ND	55.40	0.00	691.57
MW-71	746.97	03/15/2021	ND	55.42	0.00	691.55
MW-71	746.97	03/22/2021	ND	55.41	0.00	691.56
MW-71	746.97	04/01/2021	ND	55.36	0.00	691.61
MW-71	746.97	04/12/2021	ND	55.46	0.00	691.51
MW-71	746.97	04/19/2021	ND	55.47	0.00	691.50
MW-71	746.97	04/29/2021	ND	55.32	0.00	691.65
MW-71	746.97	05/03/2021	ND	55.37	0.00	691.60
MW-71	746.97	05/10/2021	ND	55.51	0.00	691.46
MW-71	746.97	05/18/2021	ND	55.46	0.00	691.51
MW-71	746.97	05/26/2021	ND	55.32	0.00	691.65
MW-71	746.97	05/31/2021	ND	55.44	0.00	691.53
MW-71	746.97	06/07/2021	ND	55.48	0.00	691.49
MW-71	746.97	06/14/2021	ND	55.32	0.00	691.65
MW-71	746.97	06/21/2021	ND	55.56	0.00	691.41
MW-71	746.97	07/01/2021	ND	55.58	0.00	691.39
MW-71	746.97	07/06/2021	ND	55.74	0.00	691.23
MW-71	746.97	07/14/2021	ND	55.72	0.00	691.25
MW-71	746.97	07/28/2021	ND	56.06	0.00	690.91
MW-71	746.97	08/02/2021	ND	56.24	0.00	690.73
MW-71	746.97	08/16/2021	ND	56.39	0.00	690.58
MW-71	746.97	08/26/2021	ND	56.56	0.00	690.41
MW-71	746.97	08/30/2021	ND	56.85	0.00	690.12
MW-71	746.97	09/14/2021	ND	57.72	0.00	689.25
MW-71	746.97	09/23/2021	ND	57.14	0.00	689.83
MW-71	746.97	10/06/2021	ND	57.68	0.00	689.29
MW-71	746.97	10/12/2021	ND	57.74	0.00	689.23
MW-71	746.97	10/18/2021	ND	57.89	0.00	689.08
MW-71	746.97	10/27/2021	ND	57.87	0.00	689.10

Table 3
Summary of Monitoring Well Gauging Data

Colonial Pipeline Company
2020-L1-SR2448
Huntersville, North Carolina

Well ID	Top Of Casing Elevation[1]	Date	Depth to Free Product (ft btoc)	Depth to Groundwater (ft btoc)	Free Product Thickness (ft)	Groundwater Elevation[2] (ft btoc)
MW-71	746.97	11/01/2021	ND	58.08	0.00	688.89
MW-71	746.97	11/15/2021	ND	58.54	0.00	688.43
MW-71	746.97	11/22/2021	ND	58.72	0.00	688.25
MW-71	746.97	11/30/2021	ND	58.84	0.00	688.13
MW-71	746.97	12/06/2021	ND	59.00	0.00	687.97
MW-71	746.97	12/13/2021	ND	59.22	0.00	687.75
MW-71	746.97	12/20/2021	ND	59.39	0.00	687.58
MW-71	746.97	12/28/2021	ND	59.33	0.00	687.64
MW-71	746.97	01/04/2022	ND	59.81	0.00	687.16
MW-71	746.97	01/10/2022	ND	59.82	0.00	687.15
MW-71	746.97	01/27/2022	ND	59.91	0.00	687.06
MW-71	746.97	01/31/2022	ND	60.08	0.00	686.89
MW-71	746.97	02/09/2022	ND	60.45	0.00	686.52
MW-71	746.97	02/14/2022	ND	60.55	0.00	686.42
MW-72R						
MW-72	734.81	01/19/2021	ND	43.87	0.00	690.94
MW-72	734.81	01/25/2021	ND	45.33	0.00	689.48
MW-72	734.81	02/01/2021	ND	45.43	0.00	689.38
MW-72	734.81	02/08/2021	ND	45.64	0.00	689.17
MW-72	734.81	02/16/2021	ND	45.53	0.00	689.28
MW-72	734.81	02/22/2021	ND	45.43	0.00	689.38
MW-72	734.81	03/04/2021	ND	45.45	0.00	689.36
MW-72	734.81	03/08/2021	ND	45.58	0.00	689.23
MW-72	734.81	03/15/2021	ND	45.53	0.00	689.28
MW-72	734.81	03/22/2021	ND	45.51	0.00	689.30
MW-72	734.81	04/01/2021	ND	45.46	0.00	689.35
MW-72	734.81	04/12/2021	45.29	45.70	0.41	689.41
MW-72	734.81	04/19/2021	45.16	45.71	0.55	689.50
MW-72	734.81	04/29/2021	ND	47.81	0.00	687.00
MW-72	734.81	05/03/2021	ND	44.74	0.00	690.07
MW-72	734.81	05/10/2021	ARP	ARP	ARP	ARP
MW-72	734.81	05/18/2021	ARP	ARP	ARP	ARP
MW-72	734.81	05/26/2021	42.34	42.57	0.23	692.41
MW-72	734.81	05/31/2021	ARP	ARP	ARP	ARP
MW-72	734.81	06/07/2021	ARP	ARP	ARP	ARP
MW-72	734.81	06/14/2021	ARP	ARP	ARP	ARP
MW-72	734.81	06/21/2021	ARP	ARP	ARP	ARP
MW-72	734.81	07/01/2021	42.53	42.73	0.20	692.23
MW-72	734.81	07/06/2021	ARP	ARP	ARP	ARP
MW-72	734.81	07/14/2021	42.59	43.08	0.49	692.09
MW-72	734.81	07/28/2021	43.02	43.21	0.19	691.74
MW-72	734.81	08/16/2021	ARP	ARP	ARP	ARP
MW-72	734.81	08/26/2021	ND	43.75	0.00	691.06
MW-72	734.81	08/30/2021	ARP	ARP	ARP	ARP
MW-72	734.81	09/16/2021	ND	44.25	0.00	690.56

Table 3
Summary of Monitoring Well Gauging Data

Colonial Pipeline Company
2020-L1-SR2448
Huntersville, North Carolina

Well ID	Top Of Casing Elevation[1]	Date	Depth to Free Product (ft btoc)	Depth to Groundwater (ft btoc)	Free Product Thickness (ft)	Groundwater Elevation[2] (ft btoc)
MW-72R	731.92	09/23/2021	ND	44.40	0.00	687.52
MW-72R	731.92	10/06/2021	ARP	ARP	ARP	ARP
MW-72R	731.92	10/12/2021	ARP	ARP	ARP	ARP
MW-72R	731.92	10/18/2021	ARP	ARP	ARP	ARP
MW-72R	731.92	10/27/2021	ND	45.03	0.00	686.89
MW-72R	731.92	11/01/2021	ARP	ARP	ARP	ARP
MW-72R	731.92	11/30/2021	ND	46.04	0.00	685.88
MW-72R	731.92	12/06/2021	ARP	ARP	ARP	ARP
MW-72R	731.92	12/13/2021	ARP	ARP	ARP	ARP
MW-72R	731.92	12/20/2021	ARP	ARP	ARP	ARP
MW-72R	731.92	12/28/2021	ND	46.80	0.00	685.12
MW-72R	731.92	01/04/2022	ARP	ARP	ARP	ARP
MW-72R	731.92	01/10/2022	ARP	ARP	ARP	ARP
MW-72R	731.92	01/27/2022	ND	47.52	0.00	684.40
MW-72R	731.92	01/31/2022	ARP	ARP	ARP	ARP
MW-72R	731.92	02/09/2022	ARP	ARP	ARP	ARP
MW-72R	731.92	02/14/2022	ARP	ARP	ARP	ARP
MW-73						
MW-73	726.44	01/25/2021	ND	32.67	0.00	693.77
MW-73	726.44	02/01/2021	ND	32.68	0.00	693.76
MW-73	726.44	02/08/2021	ND	32.75	0.00	693.69
MW-73	726.44	02/16/2021	ND	32.54	0.00	693.90
MW-73	726.44	02/22/2021	ND	32.17	0.00	694.27
MW-73	726.44	03/04/2021	ND	31.94	0.00	694.50
MW-73	726.44	03/08/2021	ND	31.99	0.00	694.45
MW-73	726.44	03/15/2021	ND	31.86	0.00	694.58
MW-73	726.44	03/22/2021	ND	31.71	0.00	694.73
MW-73	726.44	04/01/2021	ND	31.39	0.00	695.05
MW-73	726.44	04/12/2021	ND	31.07	0.00	695.37
MW-73	726.44	04/19/2021	ND	30.97	0.00	695.47
MW-73	726.44	04/29/2021	ND	30.97	0.00	695.47
MW-73	726.44	05/03/2021	ND	30.98	0.00	695.46
MW-73	726.44	05/10/2021	ND	31.12	0.00	695.32
MW-73	726.44	05/18/2021	ND	31.38	0.00	695.06
MW-73	726.44	05/26/2021	ND	31.48	0.00	694.96
MW-73	726.44	05/31/2021	ND	31.71	0.00	694.73
MW-73	726.44	06/07/2021	ND	31.75	0.00	694.69
MW-73	726.44	06/14/2021	ND	31.98	0.00	694.46
MW-73	726.44	06/21/2021	ND	32.15	0.00	694.29
MW-73	726.44	07/01/2021	ND	32.34	0.00	694.10
MW-73	726.44	07/06/2021	ND	32.55	0.00	693.89
MW-73	726.44	07/14/2021	ND	32.75	0.00	693.69
MW-73	726.44	07/28/2021	ND	32.92	0.00	693.52
MW-73	726.44	08/02/2021	ND	33.14	0.00	693.30
MW-73	726.44	08/16/2021	ND	33.42	0.00	693.02

Table 3
Summary of Monitoring Well Gauging Data

Colonial Pipeline Company
2020-L1-SR2448
Huntersville, North Carolina

Well ID	Top Of Casing Elevation[1]	Date	Depth to Free Product (ft btoc)	Depth to Groundwater (ft btoc)	Free Product Thickness (ft)	Groundwater Elevation[2] (ft btoc)
MW-73	726.44	08/26/2021	ND	33.52	0.00	692.92
MW-73	726.44	08/30/2021	ND	33.65	0.00	692.79
MW-73	726.44	09/14/2021	ND	34.02	0.00	692.42
MW-73	726.44	09/23/2021	ND	34.26	0.00	692.18
MW-73	726.44	10/06/2021	ND	34.52	0.00	691.92
MW-73	726.44	10/12/2021	ND	34.67	0.00	691.77
MW-73	726.44	10/18/2021	ND	34.87	0.00	691.57
MW-73	726.44	10/27/2021	ND	35.06	0.00	691.38
MW-73	726.44	11/01/2021	ND	35.22	0.00	691.22
MW-73	726.44	11/15/2021	ND	35.55	0.00	690.89
MW-73	726.44	11/22/2021	ND	35.56	0.00	690.88
MW-73	726.44	11/30/2021	ND	35.83	0.00	690.61
MW-73	726.44	12/06/2021	ND	35.84	0.00	690.60
MW-73	726.44	12/13/2021	ND	36.09	0.00	690.35
MW-73	726.44	12/20/2021	ND	36.21	0.00	690.23
MW-73	726.44	12/28/2021	ND	36.28	0.00	690.16
MW-73	726.44	01/04/2022	ND	36.51	0.00	689.93
MW-73	726.44	01/10/2022	ND	36.64	0.00	689.80
MW-73	726.44	01/27/2022	ND	36.74	0.00	689.70
MW-73	726.44	01/31/2022	ND	36.85	0.00	689.59
MW-73	726.44	02/09/2022	ND	36.84	0.00	689.60
MW-73	726.44	02/14/2022	ND	36.97	0.00	689.47
MW-74						
MW-74	713.48	02/16/2021	ND	20.72	0.00	692.76
MW-74	713.48	02/22/2021	ND	20.44	0.00	693.04
MW-74	713.48	03/04/2021	ND	20.26	0.00	693.22
MW-74	713.48	03/08/2021	ND	20.37	0.00	693.11
MW-74	713.48	03/15/2021	ND	20.25	0.00	693.23
MW-74	713.48	03/22/2021	ND	20.03	0.00	693.45
MW-74	713.48	04/01/2021	ND	19.72	0.00	693.76
MW-74	713.48	04/12/2021	ND	19.52	0.00	693.96
MW-74	713.48	04/19/2021	ND	19.52	0.00	693.96
MW-74	713.48	04/29/2021	ND	19.54	0.00	693.94
MW-74	713.48	05/03/2021	ND	19.54	0.00	693.94
MW-74	713.48	05/10/2021	ND	19.75	0.00	693.73
MW-74	713.48	05/18/2021	ND	30.07	0.00	683.41
MW-74	713.48	05/26/2021	ND	20.15	0.00	693.33
MW-74	713.48	05/31/2021	ND	20.43	0.00	693.05
MW-74	713.48	06/07/2021	ND	20.42	0.00	693.06
MW-74	713.48	06/14/2021	ND	20.64	0.00	692.84
MW-74	713.48	06/21/2021	ND	20.80	0.00	692.68
MW-74	713.48	07/01/2021	ND	20.99	0.00	692.49
MW-74	713.48	07/06/2021	ND	21.18	0.00	692.30
MW-74	713.48	07/14/2021	ND	21.39	0.00	692.09
MW-74	713.48	07/28/2021	ND	21.56	0.00	691.92

Table 3
Summary of Monitoring Well Gauging Data

Colonial Pipeline Company
2020-L1-SR2448
Huntersville, North Carolina

Well ID	Top Of Casing Elevation[1]	Date	Depth to Free Product (ft btoc)	Depth to Groundwater (ft btoc)	Free Product Thickness (ft)	Groundwater Elevation[2] (ft btoc)
MW-74	713.48	08/02/2021	ND	21.70	0.00	691.78
MW-74	713.48	08/16/2021	ND	22.00	0.00	691.48
MW-74	713.48	08/26/2021	ND	22.24	0.00	691.24
MW-74	713.48	08/30/2021	ND	22.27	0.00	691.21
MW-74	713.48	09/14/2021	ND	22.58	0.00	690.90
MW-74	713.48	09/23/2021	ND	22.88	0.00	690.60
MW-74	713.48	10/06/2021	ND	23.13	0.00	690.35
MW-74	713.48	10/12/2021	ND	23.23	0.00	690.25
MW-74	713.48	10/18/2021	ND	23.47	0.00	690.01
MW-74	713.48	10/27/2021	ND	23.66	0.00	689.82
MW-74	713.48	11/01/2021	ND	23.83	0.00	689.65
MW-74	713.48	11/15/2021	ND	24.14	0.00	689.34
MW-74	713.48	11/22/2021	ND	24.29	0.00	689.19
MW-74	713.48	11/30/2021	ND	24.42	0.00	689.06
MW-74	713.48	12/06/2021	ND	24.42	0.00	689.06
MW-74	713.48	12/13/2021	ND	24.65	0.00	688.83
MW-74	713.48	12/20/2021	ND	24.75	0.00	688.73
MW-74	713.48	12/28/2021	ND	24.91	0.00	688.57
MW-74	713.48	01/04/2022	ND	25.07	0.00	688.41
MW-74	713.48	01/10/2022	ND	25.52	0.00	687.96
MW-74	713.48	01/27/2022	ND	25.29	0.00	688.19
MW-74	713.48	01/31/2022	ND	25.40	0.00	688.08
MW-74	713.48	02/09/2022	ND	25.30	0.00	688.18
MW-74	713.48	02/14/2022	ND	25.45	0.00	688.03
MW-75						
MW-75	730.05	02/16/2021	ND	37.92	0.00	692.13
MW-75	730.05	02/22/2021	ND	37.88	0.00	692.17
MW-75	730.05	03/04/2021	ND	37.86	0.00	692.19
MW-75	730.05	03/08/2021	ND	37.97	0.00	692.08
MW-75	730.05	03/15/2021	ND	37.88	0.00	692.17
MW-75	730.05	03/22/2021	ND	37.87	0.00	692.18
MW-75	730.05	04/01/2021	ND	37.80	0.00	692.25
MW-75	730.05	04/12/2021	ND	37.73	0.00	692.32
MW-75	730.05	04/19/2021	ND	37.73	0.00	692.32
MW-75	730.05	04/29/2021	ND	37.64	0.00	692.41
MW-75	730.05	05/03/2021	ND	37.61	0.00	692.44
MW-75	730.05	05/10/2021	ND	37.69	0.00	692.36
MW-75	730.05	05/18/2021	ND	37.77	0.00	692.28
MW-75	730.05	05/26/2021	ND	37.73	0.00	692.32
MW-75	730.05	05/31/2021	ND	37.86	0.00	692.19
MW-75	730.05	06/07/2021	ND	37.81	0.00	692.24
MW-75	730.05	06/14/2021	ND	37.82	0.00	692.23
MW-75	730.05	06/21/2021	ND	37.94	0.00	692.11
MW-75	730.05	07/01/2021	ND	38.09	0.00	691.96
MW-75	730.05	07/06/2021	ND	38.20	0.00	691.85

Table 3
Summary of Monitoring Well Gauging Data

Colonial Pipeline Company
2020-L1-SR2448
Huntersville, North Carolina

Well ID	Top Of Casing Elevation[1]	Date	Depth to Free Product (ft btoc)	Depth to Groundwater (ft btoc)	Free Product Thickness (ft)	Groundwater Elevation[2] (ft btoc)
MW-75	730.05	07/14/2021	ND	38.30	0.00	691.75
MW-75	730.05	07/28/2021	ND	38.52	0.00	691.53
MW-75	730.05	08/02/2021	ND	38.69	0.00	691.36
MW-75	730.05	08/16/2021	ND	38.87	0.00	691.18
MW-75	730.05	08/26/2021	ND	39.11	0.00	690.94
MW-75	730.05	08/30/2021	ND	39.25	0.00	690.80
MW-75	730.05	09/14/2021	ND	39.54	0.00	690.51
MW-75	730.05	09/23/2021	ND	39.70	0.00	690.35
MW-75	730.05	10/06/2021	ND	40.00	0.00	690.05
MW-75	730.05	10/12/2021	ND	40.13	0.00	689.92
MW-75	730.05	10/18/2021	ND	40.28	0.00	689.77
MW-75	730.05	10/27/2021	ND	40.41	0.00	689.64
MW-75	730.05	11/01/2021	ND	40.55	0.00	689.50
MW-75	730.05	11/15/2021	ND	40.90	0.00	689.15
MW-75	730.05	11/22/2021	ND	41.01	0.00	689.04
MW-75	730.05	11/30/2021	ND	41.26	0.00	688.79
MW-75	730.05	12/06/2021	ND	41.31	0.00	688.74
MW-75	730.05	12/13/2021	ND	41.54	0.00	688.51
MW-75	730.05	12/20/2021	ND	41.67	0.00	688.38
MW-75	730.05	12/28/2021	ND	41.80	0.00	688.25
MW-75	730.05	01/04/2022	ND	42.06	0.00	687.99
MW-75	730.05	01/10/2022	ND	42.18	0.00	687.87
MW-75	730.05	01/27/2022	ND	42.36	0.00	687.69
MW-75	730.05	01/31/2022	ND	42.44	0.00	687.61
MW-75	730.05	02/09/2022	ND	42.70	0.00	687.35
MW-75	730.05	02/14/2022	ND	42.87	0.00	687.18
MW-76						
MW-76	723.94	02/16/2021	ND	29.60	0.00	694.34
MW-76	723.94	02/22/2021	ND	29.21	0.00	694.73
MW-76	723.94	03/04/2021	ND	28.94	0.00	695.00
MW-76	723.94	03/08/2021	ND	28.98	0.00	694.96
MW-76	723.94	03/15/2021	ND	28.93	0.00	695.01
MW-76	723.94	03/22/2021	ND	28.83	0.00	695.11
MW-76	723.94	04/01/2021	ND	28.46	0.00	695.48
MW-76	723.94	04/12/2021	ND	28.19	0.00	695.75
MW-76	723.94	04/19/2021	ND	28.17	0.00	695.77
MW-76	723.94	04/29/2021	ND	28.27	0.00	695.67
MW-76	723.94	05/03/2021	ND	28.31	0.00	695.63
MW-76	723.94	05/10/2021	ND	28.45	0.00	695.49
MW-76	723.94	05/18/2021	ND	28.75	0.00	695.19
MW-76	723.94	05/26/2021	ND	28.92	0.00	695.02
MW-76	723.94	05/31/2021	ND	29.14	0.00	694.80
MW-76	723.94	06/07/2021	ND	29.24	0.00	694.70
MW-76	723.94	06/14/2021	ND	29.48	0.00	694.46
MW-76	723.94	06/21/2021	ND	29.66	0.00	694.28

Table 3
Summary of Monitoring Well Gauging Data

Colonial Pipeline Company
2020-L1-SR2448
Huntersville, North Carolina

Well ID	Top Of Casing Elevation[1]	Date	Depth to Free Product (ft btoc)	Depth to Groundwater (ft btoc)	Free Product Thickness (ft)	Groundwater Elevation[2] (ft btoc)
MW-76	723.94	07/01/2021	ND	29.90	0.00	694.04
MW-76	723.94	07/06/2021	ND	30.08	0.00	693.86
MW-76	723.94	07/14/2021	ND	30.30	0.00	693.64
MW-76	723.94	07/28/2021	ND	30.49	0.00	693.45
MW-76	723.94	08/02/2021	ND	30.70	0.00	693.24
MW-76	723.94	08/16/2021	ND	30.98	0.00	692.96
MW-76	723.94	08/26/2021	ND	31.13	0.00	692.81
MW-76	723.94	08/30/2021	ND	31.25	0.00	692.69
MW-76	723.94	09/14/2021	ND	31.59	0.00	692.35
MW-76	723.94	09/23/2021	ND	31.90	0.00	692.04
MW-76	723.94	10/06/2021	ND	32.11	0.00	691.83
MW-76	723.94	10/12/2021	ND	32.30	0.00	691.64
MW-76	723.94	10/18/2021	ND	32.51	0.00	691.43
MW-76	723.94	10/27/2021	ND	32.70	0.00	691.24
MW-76	723.94	11/01/2021	ND	32.87	0.00	691.07
MW-76	723.94	11/15/2021	ND	33.18	0.00	690.76
MW-76	723.94	11/22/2021	ND	33.26	0.00	690.68
MW-76	723.94	11/30/2021	ND	33.48	0.00	690.46
MW-76	723.94	12/06/2021	ND	33.54	0.00	690.40
MW-76	723.94	12/13/2021	ND	33.73	0.00	690.21
MW-76	723.94	12/20/2021	ND	33.85	0.00	690.09
MW-76	723.94	12/28/2021	ND	34.00	0.00	689.94
MW-76	723.94	01/04/2022	ND	34.18	0.00	689.76
MW-76	723.94	01/10/2022	ND	34.30	0.00	689.64
MW-76	723.94	01/27/2022	ND	31.44	0.00	692.50
MW-76	723.94	01/31/2022	ND	34.50	0.00	689.44
MW-76	723.94	02/09/2022	ND	34.52	0.00	689.42
MW-76	723.94	02/14/2022	ND	34.61	0.00	689.33
MW-77						
MW-77	722.70	03/04/2021	ND	28.78	0.00	693.92
MW-77	722.70	03/08/2021	ND	28.85	0.00	693.85
MW-77	722.70	03/15/2021	ND	28.78	0.00	693.92
MW-77	722.70	03/22/2021	ND	28.74	0.00	693.96
MW-77	722.70	04/01/2021	ND	28.66	0.00	694.04
MW-77	722.70	04/12/2021	ND	28.52	0.00	694.18
MW-77	722.70	04/19/2021	ND	28.46	0.00	694.24
MW-77	722.70	04/29/2021	ND	28.39	0.00	694.31
MW-77	722.70	05/03/2021	ND	28.36	0.00	694.34
MW-77	722.70	05/10/2021	ND	28.36	0.00	694.34
MW-77	722.70	05/18/2021	ND	28.42	0.00	694.28
MW-77	722.70	05/26/2021	ND	28.38	0.00	694.32
MW-77	722.70	05/31/2021	ND	28.49	0.00	694.21
MW-77	722.70	06/07/2021	ND	28.42	0.00	694.28
MW-77	722.70	06/14/2021	ND	28.46	0.00	694.24
MW-77	722.70	06/21/2021	ND	28.49	0.00	694.21

Table 3
Summary of Monitoring Well Gauging Data

Colonial Pipeline Company
2020-L1-SR2448
Huntersville, North Carolina

Well ID	Top Of Casing Elevation[1]	Date	Depth to Free Product (ft btoc)	Depth to Groundwater (ft btoc)	Free Product Thickness (ft)	Groundwater Elevation[2] (ft btoc)
MW-77	722.70	07/01/2021	ND	28.54	0.00	694.16
MW-77	722.70	07/06/2021	ND	28.61	0.00	694.09
MW-77	722.70	07/14/2021	ND	28.69	0.00	694.01
MW-77	722.70	07/28/2021	ND	28.66	0.00	694.04
MW-77	722.70	08/02/2021	ND	28.73	0.00	693.97
MW-77	722.70	08/16/2021	ND	28.80	0.00	693.90
MW-77	722.70	08/26/2021	ND	28.48	0.00	694.22
MW-77	722.70	08/30/2021	ND	28.62	0.00	694.08
MW-77	722.70	09/14/2021	ND	28.90	0.00	693.80
MW-77	722.70	09/23/2021	ND	29.12	0.00	693.58
MW-77	722.70	10/06/2021	ND	29.26	0.00	693.44
MW-77	722.70	10/12/2021	ND	29.38	0.00	693.32
MW-77	722.70	10/18/2021	ND	29.52	0.00	693.18
MW-77	722.70	10/27/2021	ND	29.64	0.00	693.06
MW-77	722.70	11/01/2021	ND	29.77	0.00	692.93
MW-77	722.70	11/15/2021	ND	30.01	0.00	692.69
MW-77	722.70	11/22/2021	ND	30.20	0.00	692.50
MW-77	722.70	11/30/2021	ND	30.20	0.00	692.50
MW-77	722.70	12/06/2021	ND	30.23	0.00	692.47
MW-77	722.70	12/13/2021	ND	30.45	0.00	692.25
MW-77	722.70	12/20/2021	ND	30.57	0.00	692.13
MW-77	722.70	12/28/2021	ND	30.64	0.00	692.06
MW-77	722.70	01/04/2022	ND	30.81	0.00	691.89
MW-77	722.70	01/10/2022	ND	30.89	0.00	691.81
MW-77	722.70	01/27/2022	ND	30.98	0.00	691.72
MW-77	722.70	01/31/2022	ND	31.02	0.00	691.68
MW-77	722.70	02/09/2022	ND	31.00	0.00	691.70
MW-77	722.70	02/14/2022	ND	31.12	0.00	691.58
MW-78						
MW-78	725.08	03/04/2021	ND	33.02	0.00	692.06
MW-78	725.08	03/08/2021	ND	33.07	0.00	692.01
MW-78	725.08	03/15/2021	ND	33.00	0.00	692.08
MW-78	725.08	03/22/2021	ND	32.92	0.00	692.16
MW-78	725.08	04/01/2021	ND	32.83	0.00	692.25
MW-78	725.08	04/12/2021	ND	32.69	0.00	692.39
MW-78	725.08	04/19/2021	ND	32.60	0.00	692.48
MW-78	725.08	04/29/2021	ND	32.46	0.00	692.62
MW-78	725.08	05/03/2021	ND	32.42	0.00	692.66
MW-78	725.08	05/10/2021	ND	32.42	0.00	692.66
MW-78	725.08	05/18/2021	ND	32.45	0.00	692.63
MW-78	725.08	05/26/2021	ND	32.40	0.00	692.68
MW-78	725.08	05/31/2021	ND	32.50	0.00	692.58
MW-78	725.08	06/07/2021	ND	32.50	0.00	692.58
MW-78	725.08	06/14/2021	ND	32.49	0.00	692.59
MW-78	725.08	06/21/2021	ND	32.55	0.00	692.53

Table 3
Summary of Monitoring Well Gauging Data

Colonial Pipeline Company
2020-L1-SR2448
Huntersville, North Carolina

Well ID	Top Of Casing Elevation[1]	Date	Depth to Free Product (ft btoc)	Depth to Groundwater (ft btoc)	Free Product Thickness (ft)	Groundwater Elevation[2] (ft btoc)
MW-78	725.08	07/01/2021	ND	32.64	0.00	692.44
MW-78	725.08	07/06/2021	ND	32.75	0.00	692.33
MW-78	725.08	07/14/2021	ND	32.87	0.00	692.21
MW-78	725.08	07/28/2021	ND	32.93	0.00	692.15
MW-78	725.08	08/02/2021	ND	33.04	0.00	692.04
MW-78	725.08	08/16/2021	ND	33.19	0.00	691.89
MW-78	725.08	08/26/2021	ND	33.02	0.00	692.06
MW-78	725.08	08/30/2021	ND	33.18	0.00	691.90
MW-78	725.08	09/14/2021	ND	33.57	0.00	691.51
MW-78	725.08	09/23/2021	ND	33.81	0.00	691.27
MW-78	725.08	10/06/2021	ND	33.99	0.00	691.09
MW-78	725.08	10/12/2021	ND	34.12	0.00	690.96
MW-78	725.08	10/18/2021	ND	34.28	0.00	690.80
MW-78	725.08	10/27/2021	ND	34.46	0.00	690.62
MW-78	725.08	11/01/2021	ND	34.58	0.00	690.50
MW-78	725.08	11/15/2021	ND	34.84	0.00	690.24
MW-78	725.08	11/22/2021	ND	34.83	0.00	690.25
MW-78	725.08	11/30/2021	ND	35.00	0.00	690.08
MW-78	725.08	12/06/2021	ND	35.02	0.00	690.06
MW-78	725.08	12/13/2021	ND	35.22	0.00	689.86
MW-78	725.08	12/20/2021	ND	35.32	0.00	689.76
MW-78	725.08	12/28/2021	ND	35.39	0.00	689.69
MW-78	725.08	01/04/2022	ND	35.51	0.00	689.57
MW-78	725.08	01/10/2022	ND	35.60	0.00	689.48
MW-78	725.08	01/27/2022	ND	35.73	0.00	689.35
MW-78	725.08	01/31/2022	ND	35.74	0.00	689.34
MW-78	725.08	02/09/2022	ND	35.73	0.00	689.35
MW-78	725.08	02/14/2022	ND	35.83	0.00	689.25
MW-79						
MW-79	721.56	03/04/2021	ND	27.60	0.00	693.96
MW-79	721.56	03/08/2021	ND	27.66	0.00	693.90
MW-79	721.56	03/15/2021	ND	27.60	0.00	693.96
MW-79	721.56	03/22/2021	ND	27.50	0.00	694.06
MW-79	721.56	04/01/2021	ND	27.45	0.00	694.11
MW-79	721.56	04/12/2021	ND	27.31	0.00	694.25
MW-79	721.56	04/19/2021	ND	27.27	0.00	694.29
MW-79	721.56	04/29/2021	ND	27.22	0.00	694.34
MW-79	721.56	05/03/2021	ND	27.19	0.00	694.37
MW-79	721.56	05/10/2021	ND	27.20	0.00	694.36
MW-79	721.56	05/18/2021	ND	27.24	0.00	694.32
MW-79	721.56	05/26/2021	ND	27.21	0.00	694.35
MW-79	721.56	05/31/2021	ND	27.34	0.00	694.22
MW-79	721.56	06/07/2021	ND	27.25	0.00	694.31
MW-79	721.56	06/14/2021	ND	27.28	0.00	694.28
MW-79	721.56	06/21/2021	ND	27.30	0.00	694.26

Table 3
Summary of Monitoring Well Gauging Data

Colonial Pipeline Company
2020-L1-SR2448
Huntersville, North Carolina

Well ID	Top Of Casing Elevation[1]	Date	Depth to Free Product (ft btoc)	Depth to Groundwater (ft btoc)	Free Product Thickness (ft)	Groundwater Elevation[2] (ft btoc)
MW-79	721.56	07/01/2021	ND	27.35	0.00	694.21
MW-79	721.56	07/06/2021	ND	27.42	0.00	694.14
MW-79	721.56	07/14/2021	ND	27.49	0.00	694.07
MW-79	721.56	07/28/2021	ND	27.44	0.00	694.12
MW-79	721.56	08/02/2021	ND	27.52	0.00	694.04
MW-79	721.56	08/16/2021	ND	27.59	0.00	693.97
MW-79	721.56	08/26/2021	ND	27.49	0.00	694.07
MW-79	721.56	08/30/2021	ND	27.49	0.00	694.07
MW-79	721.56	09/14/2021	ND	27.65	0.00	693.91
MW-79	721.56	09/23/2021	ND	27.92	0.00	693.64
MW-79	721.56	10/06/2021	ND	28.06	0.00	693.50
MW-79	721.56	10/12/2021	ND	28.17	0.00	693.39
MW-79	721.56	10/18/2021	ND	28.32	0.00	693.24
MW-79	721.56	10/27/2021	ND	28.47	0.00	693.09
MW-79	721.56	11/01/2021	ND	28.56	0.00	693.00
MW-79	721.56	11/15/2021	ND	28.81	0.00	692.75
MW-79	721.56	11/22/2021	ND	28.84	0.00	692.72
MW-79	721.56	11/30/2021	ND	29.02	0.00	692.54
MW-79	721.67	12/06/2021	ND	28.98	0.00	692.69
MW-79	721.67	12/13/2021	ND	29.21	0.00	692.46
MW-79	721.67	12/20/2021	ND	29.31	0.00	692.36
MW-79	721.67	12/28/2021	ND	29.34	0.00	692.33
MW-79	721.67	01/04/2022	ND	29.54	0.00	692.13
MW-79	721.67	01/10/2022	ND	29.68	0.00	691.99
MW-79	721.67	01/27/2022	ND	29.70	0.00	691.97
MW-79	721.67	01/31/2022	ND	29.76	0.00	691.91
MW-79	721.67	02/09/2022	ND	29.71	0.00	691.96
MW-79	721.67	02/14/2022	ND	29.80	0.00	691.87
MW-80						
MW-80	722.65	03/04/2021	ND	28.76	0.00	693.89
MW-80	722.65	03/08/2021	ND	28.81	0.00	693.84
MW-80	722.65	03/15/2021	ND	28.72	0.00	693.93
MW-80	722.65	03/22/2021	ND	28.65	0.00	694.00
MW-80	722.65	04/01/2021	ND	28.57	0.00	694.08
MW-80	722.65	04/12/2021	ND	28.41	0.00	694.24
MW-80	722.65	04/19/2021	ND	28.31	0.00	694.34
MW-80	722.65	04/29/2021	ND	28.22	0.00	694.43
MW-80	722.65	05/03/2021	ND	NM	NM	NM
MW-80	722.65	05/10/2021	ND	28.20	0.00	694.45
MW-80	722.65	05/18/2021	ND	28.24	0.00	694.41
MW-80	722.65	05/26/2021	ND	28.19	0.00	694.46
MW-80	722.65	05/31/2021	ND	28.31	0.00	694.34
MW-80	722.65	06/07/2021	ND	28.20	0.00	694.45
MW-80	722.65	06/14/2021	ND	28.25	0.00	694.40
MW-80	722.65	06/21/2021	ND	28.29	0.00	694.36

Table 3
Summary of Monitoring Well Gauging Data

Colonial Pipeline Company
2020-L1-SR2448
Huntersville, North Carolina

Well ID	Top Of Casing Elevation[1]	Date	Depth to Free Product (ft btoc)	Depth to Groundwater (ft btoc)	Free Product Thickness (ft)	Groundwater Elevation[2] (ft btoc)
MW-80	722.65	07/01/2021	ND	28.34	0.00	694.31
MW-80	722.65	07/06/2021	ND	28.42	0.00	694.23
MW-80	722.65	07/14/2021	ND	28.52	0.00	694.13
MW-80	722.65	07/28/2021	ND	28.48	0.00	694.17
MW-80	722.65	08/02/2021	ND	28.60	0.00	694.05
MW-80	722.65	08/16/2021	ND	28.68	0.00	693.97
MW-80	722.65	08/26/2021	ND	28.55	0.00	694.10
MW-80	722.65	08/30/2021	ND	28.62	0.00	694.03
MW-80	722.65	09/14/2021	ND	28.61	0.00	694.04
MW-80	722.65	09/23/2021	ND	29.05	0.00	693.60
MW-80	722.65	10/06/2021	ND	29.16	0.00	693.49
MW-80	722.65	10/12/2021	ND	29.28	0.00	693.37
MW-80	722.65	10/18/2021	ND	29.41	0.00	693.24
MW-80	722.65	10/27/2021	ND	29.51	0.00	693.14
MW-80	722.65	11/01/2021	ND	29.65	0.00	693.00
MW-80	722.65	11/15/2021	ND	29.89	0.00	692.76
MW-80	722.65	11/22/2021	ND	29.89	0.00	692.76
MW-80	722.65	11/30/2021	ND	30.02	0.00	692.63
MW-80	722.65	12/06/2021	ND	30.08	0.00	692.57
MW-80	722.65	12/13/2021	ND	30.34	0.00	692.31
MW-80	722.65	12/20/2021	ND	30.45	0.00	692.20
MW-80	722.65	12/28/2021	ND	30.49	0.00	692.16
MW-80	722.65	01/04/2022	ND	30.70	0.00	691.95
MW-80	722.65	01/10/2022	ND	30.80	0.00	691.85
MW-80	722.65	01/27/2022	ND	30.87	0.00	691.78
MW-80	722.65	01/31/2022	ND	30.95	0.00	691.70
MW-80	722.65	02/09/2022	ND	30.90	0.00	691.75
MW-80	722.65	02/14/2022	ND	31.05	0.00	691.60
MW-81						
MW-81	723.10	03/04/2021	ND	30.33	0.00	692.77
MW-81	723.10	03/08/2021	ND	30.34	0.00	692.76
MW-81	723.10	03/15/2021	ND	30.19	0.00	692.91
MW-81	723.10	03/22/2021	ND	30.09	0.00	693.01
MW-81	723.10	04/01/2021	ND	29.99	0.00	693.11
MW-81	723.10	04/12/2021	ND	29.79	0.00	693.31
MW-81	723.10	04/19/2021	ND	29.66	0.00	693.44
MW-81	723.10	04/29/2021	ND	29.50	0.00	693.60
MW-81	723.10	05/03/2021	ND	29.43	0.00	693.67
MW-81	722.83	05/10/2021	ND	29.38	0.00	693.45
MW-81	722.83	05/18/2021	ND	29.11	0.00	693.72
MW-81	722.83	05/26/2021	ND	29.04	0.00	693.79
MW-81	722.83	05/31/2021	ND	29.13	0.00	693.70
MW-81	722.83	06/07/2021	ND	29.04	0.00	693.79
MW-81	722.83	06/14/2021	ND	29.11	0.00	693.72
MW-81	722.83	06/21/2021	ND	29.16	0.00	693.67

Table 3
Summary of Monitoring Well Gauging Data

Colonial Pipeline Company
2020-L1-SR2448
Huntersville, North Carolina

Well ID	Top Of Casing Elevation[1]	Date	Depth to Free Product (ft btoc)	Depth to Groundwater (ft btoc)	Free Product Thickness (ft)	Groundwater Elevation[2] (ft btoc)
MW-81	722.83	07/01/2021	ND	28.27	0.00	694.56
MW-81	722.83	07/06/2021	ND	29.37	0.00	693.46
MW-81	722.83	07/14/2021	ND	29.51	0.00	693.32
MW-81	722.83	07/28/2021	ND	29.60	0.00	693.23
MW-81	722.83	08/02/2021	ND	29.76	0.00	693.07
MW-81	722.83	08/16/2021	ND	29.90	0.00	692.93
MW-81	722.83	08/26/2021	ND	30.05	0.00	692.78
MW-81	722.83	08/30/2021	ND	30.04	0.00	692.79
MW-81	722.83	09/14/2021	ND	30.21	0.00	692.62
MW-81	722.83	09/23/2021	ND	30.42	0.00	692.41
MW-81	722.83	10/06/2021	ND	30.60	0.00	692.23
MW-81	722.83	10/12/2021	ND	30.72	0.00	692.11
MW-81	722.83	10/18/2021	ND	30.87	0.00	691.96
MW-81	722.83	10/27/2021	ND	31.00	0.00	691.83
MW-81	722.83	11/01/2021	ND	31.13	0.00	691.70
MW-81	722.83	11/15/2021	ND	31.42	0.00	691.41
MW-81	722.83	11/22/2021	ND	31.47	0.00	691.36
MW-81	722.83	11/30/2021	ND	31.68	0.00	691.15
MW-81	722.83	12/06/2021	ND	31.70	0.00	691.13
MW-81	722.83	12/13/2021	ND	31.94	0.00	690.89
MW-81	722.83	12/20/2021	ND	32.05	0.00	690.78
MW-81	722.83	12/28/2021	ND	32.12	0.00	690.71
MW-81	722.83	01/04/2022	ND	32.31	0.00	690.52
MW-81	722.83	01/10/2022	ND	32.43	0.00	690.40
MW-81	722.83	01/27/2022	ND	32.62	0.00	690.21
MW-81	722.83	01/31/2022	ND	32.71	0.00	690.12
MW-81	722.83	02/09/2022	ND	32.73	0.00	690.10
MW-81	722.83	02/14/2022	ND	32.82	0.00	690.01
MW-82						
MW-82	724.48	03/04/2021	ND	32.38	0.00	692.10
MW-82	724.48	03/08/2021	ND	32.39	0.00	692.09
MW-82	724.48	03/15/2021	ND	32.25	0.00	692.23
MW-82	724.48	03/22/2021	ND	32.04	0.00	692.44
MW-82	724.48	04/01/2021	ND	31.86	0.00	692.62
MW-82	724.48	04/12/2021	ND	32.54	0.00	691.94
MW-82	724.48	04/19/2021	ND	31.35	0.00	693.13
MW-82	724.48	04/29/2021	ND	31.24	0.00	693.24
MW-82	724.48	05/03/2021	ND	31.18	0.00	693.30
MW-82	724.27	05/10/2021	ND	31.17	0.00	693.10
MW-82	724.27	05/18/2021	ND	31.06	0.00	693.21
MW-82	724.27	05/26/2021	ND	31.09	0.00	693.18
MW-82	724.28	05/31/2021	ND	31.24	0.00	693.04
MW-82	724.28	06/07/2021	ND	31.25	0.00	693.03
MW-82	724.28	06/14/2021	ND	31.42	0.00	692.86
MW-82	724.28	06/21/2021	ND	31.55	0.00	692.73

Table 3
Summary of Monitoring Well Gauging Data

Colonial Pipeline Company
2020-L1-SR2448
Huntersville, North Carolina

Well ID	Top Of Casing Elevation[1]	Date	Depth to Free Product (ft btoc)	Depth to Groundwater (ft btoc)	Free Product Thickness (ft)	Groundwater Elevation[2] (ft btoc)
MW-82	724.28	07/01/2021	ND	31.76	0.00	692.52
MW-82	724.28	07/06/2021	ND	31.92	0.00	692.36
MW-82	724.28	07/14/2021	ND	32.09	0.00	692.19
MW-82	724.28	07/28/2021	ND	32.31	0.00	691.97
MW-82	724.28	08/02/2021	ND	32.51	0.00	691.77
MW-82	724.28	08/16/2021	ND	32.73	0.00	691.55
MW-82	724.28	08/26/2021	ND	32.95	0.00	691.33
MW-82	724.28	08/30/2021	ND	32.99	0.00	691.29
MW-82	724.28	09/14/2021	ND	33.28	0.00	691.00
MW-82	724.28	09/23/2021	ND	33.56	0.00	690.72
MW-82	724.28	10/06/2021	ND	33.80	0.00	690.48
MW-82	724.28	10/12/2021	ND	33.96	0.00	690.32
MW-82	724.28	10/18/2021	ND	34.18	0.00	690.10
MW-82	724.28	10/27/2021	ND	34.35	0.00	689.93
MW-82	724.28	11/01/2021	ND	34.52	0.00	689.76
MW-82	724.28	11/15/2021	ND	35.85	0.00	688.43
MW-82	724.28	11/22/2021	ND	34.92	0.00	689.36
MW-82	724.27	11/30/2021	ND	35.15	0.00	689.12
MW-82	724.27	12/06/2021	ND	35.16	0.00	689.11
MW-82	724.27	12/13/2021	ND	35.40	0.00	688.87
MW-82	724.27	12/20/2021	ND	35.50	0.00	688.77
MW-82	724.27	12/28/2021	ND	35.54	0.00	688.73
MW-82	724.27	01/04/2022	ND	35.73	0.00	688.54
MW-82	724.27	01/10/2022	ND	35.81	0.00	688.46
MW-82	724.27	01/27/2022	ND	35.97	0.00	688.30
MW-82	724.27	01/31/2022	ND	36.04	0.00	688.23
MW-82	724.27	02/09/2022	ND	36.05	0.00	688.22
MW-82	724.27	02/14/2022	ND	36.14	0.00	688.13
MW-83						
MW-83	724.91	03/08/2021	ND	32.77	0.00	692.14
MW-83	724.91	03/15/2021	ND	30.63	0.00	694.28
MW-83	724.91	03/22/2021	ND	31.63	0.00	693.28
MW-83	724.91	04/01/2021	ND	30.58	0.00	694.33
MW-83	724.91	04/12/2021	ND	30.32	0.00	694.59
MW-83	724.91	04/19/2021	ND	30.24	0.00	694.67
MW-83	724.91	04/29/2021	ND	30.22	0.00	694.69
MW-83	724.91	05/03/2021	ND	30.22	0.00	694.69
MW-83	724.91	05/10/2021	ND	30.33	0.00	694.58
MW-83	724.91	05/18/2021	ND	30.38	0.00	694.53
MW-83	724.91	05/26/2021	ND	30.36	0.00	694.55
MW-83	724.91	05/31/2021	ND	30.33	0.00	694.58
MW-83	724.91	06/07/2021	ND	30.45	0.00	694.46
MW-83	724.91	06/14/2021	ND	30.45	0.00	694.46
MW-83	724.91	06/21/2021	ND	30.40	0.00	694.51
MW-83	724.91	07/01/2021	ND	30.65	0.00	694.26

Table 3
Summary of Monitoring Well Gauging Data

Colonial Pipeline Company
2020-L1-SR2448
Huntersville, North Carolina

Well ID	Top Of Casing Elevation[1]	Date	Depth to Free Product (ft btoc)	Depth to Groundwater (ft btoc)	Free Product Thickness (ft)	Groundwater Elevation[2] (ft btoc)
MW-83	724.91	07/06/2021	ND	30.79	0.00	694.12
MW-83	724.91	07/14/2021	ND	30.87	0.00	694.04
MW-83	724.91	07/28/2021	ND	31.08	0.00	693.83
MW-83	724.91	08/02/2021	ND	31.23	0.00	693.68
MW-83	724.91	08/16/2021	ND	31.36	0.00	693.55
MW-83	724.91	08/26/2021	ND	31.44	0.00	693.47
MW-83	724.91	08/30/2021	ND	31.43	0.00	693.48
MW-83	724.91	09/14/2021	ND	31.63	0.00	693.28
MW-83	724.91	09/23/2021	ND	31.70	0.00	693.21
MW-83	724.91	10/06/2021	ND	31.93	0.00	692.98
MW-83	724.91	10/12/2021	ND	37.10	0.00	687.81
MW-83	724.91	10/18/2021	ND	32.22	0.00	692.69
MW-83	724.91	10/27/2021	ND	32.30	0.00	692.61
MW-83	724.91	11/01/2021	ND	32.43	0.00	692.48
MW-83	724.91	11/15/2021	ND	32.62	0.00	692.29
MW-83	724.91	11/22/2021	ND	32.63	0.00	692.28
MW-83	724.91	11/30/2021	ND	32.77	0.00	692.14
MW-83	724.91	12/06/2021	ND	37.82	0.00	687.09
MW-83	724.91	12/13/2021	ND	33.04	0.00	691.87
MW-83	724.91	12/20/2021	ND	33.13	0.00	691.78
MW-83	724.91	12/28/2021	ND	33.16	0.00	691.75
MW-83	724.91	01/04/2022	ND	33.39	0.00	691.52
MW-83	724.91	01/10/2022	ND	33.46	0.00	691.45
MW-83	724.91	01/27/2022	ND	33.56	0.00	691.35
MW-83	724.91	01/31/2022	ND	33.61	0.00	691.30
MW-83	724.91	02/09/2022	ND	33.62	0.00	691.29
MW-83	724.91	02/14/2022	ND	33.96	0.00	690.95
MW-84						
MW-84	723.99	03/08/2021	ND	31.37	0.00	692.62
MW-84	723.99	03/15/2021	ND	29.60	0.00	694.39
MW-84	723.99	03/22/2021	ND	29.60	0.00	694.39
MW-84	723.99	04/01/2021	ND	29.52	0.00	694.47
MW-84	723.99	04/12/2021	ND	29.33	0.00	694.66
MW-84	723.99	04/19/2021	ND	29.25	0.00	694.74
MW-84	723.99	04/29/2021	ND	29.21	0.00	694.78
MW-84	723.99	05/03/2021	ND	29.18	0.00	694.81
MW-84	723.99	05/10/2021	ND	29.23	0.00	694.76
MW-84	723.99	05/18/2021	ND	29.38	0.00	694.61
MW-84	723.99	05/26/2021	ND	29.33	0.00	694.66
MW-84	723.99	05/31/2021	ND	29.42	0.00	694.57
MW-84	723.99	06/07/2021	ND	29.43	0.00	694.56
MW-84	723.99	06/14/2021	ND	29.44	0.00	694.55
MW-84	723.99	06/21/2021	ND	29.39	0.00	694.60
MW-84	723.99	07/01/2021	ND	29.51	0.00	694.48
MW-84	723.99	07/06/2021	ND	29.67	0.00	694.32

Table 3
Summary of Monitoring Well Gauging Data

Colonial Pipeline Company
2020-L1-SR2448
Huntersville, North Carolina

Well ID	Top Of Casing Elevation[1]	Date	Depth to Free Product (ft btoc)	Depth to Groundwater (ft btoc)	Free Product Thickness (ft)	Groundwater Elevation[2] (ft btoc)
MW-84	723.99	07/14/2021	ND	29.75	0.00	694.24
MW-84	723.99	07/28/2021	ND	29.87	0.00	694.12
MW-84	723.99	08/02/2021	ND	29.98	0.00	694.01
MW-84	723.99	08/16/2021	ND	30.06	0.00	693.93
MW-84	723.99	08/26/2021	ND	31.40	0.00	692.59
MW-84	723.99	08/30/2021	ND	30.13	0.00	693.86
MW-84	723.99	09/14/2021	ND	33.10	0.00	690.89
MW-84	723.99	09/23/2021	ND	30.39	0.00	693.60
MW-84	723.99	10/06/2021	ND	30.56	0.00	693.43
MW-84	723.99	10/12/2021	ND	30.68	0.00	693.31
MW-84	723.99	10/18/2021	ND	30.79	0.00	693.20
MW-84	723.99	10/27/2021	ND	30.89	0.00	693.10
MW-84	723.99	11/01/2021	ND	31.00	0.00	692.99
MW-84	723.99	11/15/2021	ND	31.20	0.00	692.79
MW-84	723.99	11/22/2021	ND	31.17	0.00	692.82
MW-84	723.99	11/30/2021	ND	31.36	0.00	692.63
MW-84	723.99	12/06/2021	ND	31.40	0.00	692.59
MW-84	723.99	12/13/2021	ND	31.53	0.00	692.46
MW-84	723.99	12/20/2021	ND	31.68	0.00	692.31
MW-84	723.99	12/28/2021	ND	31.76	0.00	692.23
MW-84	723.99	01/04/2022	ND	31.94	0.00	692.05
MW-84	723.99	01/10/2022	ND	32.02	0.00	691.97
MW-84	723.99	01/27/2022	ND	32.17	0.00	691.82
MW-84	723.99	01/31/2022	ND	32.19	0.00	691.80
MW-84	723.99	02/09/2022	ND	32.23	0.00	691.76
MW-84	723.99	02/14/2022	ND	32.35	0.00	691.64
MW-85						
MW-85	727.75	03/11/2021	31.56	37.17	5.61	694.69
MW-85	727.75	03/15/2021	31.38	37.60	6.22	694.70
MW-85	727.75	03/22/2021	32.39	37.59	5.20	693.97
MW-85	725.67	04/01/2021	25.09	35.52	10.43	697.79
MW-85	725.67	04/12/2021	28.85	34.99	6.14	695.18
MW-85	725.67	04/19/2021	28.75	34.99	6.24	695.25
MW-85	725.67	04/29/2021	28.91	33.22	4.31	695.61
MW-85	725.67	05/03/2021	ARP	ARP	ARP	ARP
MW-85	725.67	05/10/2021	ARP	ARP	ARP	ARP
MW-85	725.67	05/18/2021	ARP	ARP	ARP	ARP
MW-85	725.67	05/26/2021	29.54	32.92	3.38	695.23
MW-85	725.67	05/31/2021	ARP	ARP	ARP	ARP
MW-85	725.67	06/07/2021	ARP	ARP	ARP	ARP
MW-85	725.67	06/14/2021	ARP	ARP	ARP	ARP
MW-85	725.67	06/21/2021	ARP	ARP	ARP	ARP
MW-85	725.67	07/01/2021	29.99	32.97	2.98	694.88
MW-85	725.67	07/06/2021	ARP	ARP	ARP	ARP
MW-85	725.67	07/14/2021	30.27	33.03	2.76	694.66

Table 3
Summary of Monitoring Well Gauging Data

Colonial Pipeline Company
2020-L1-SR2448
Huntersville, North Carolina

Well ID	Top Of Casing Elevation[1]	Date	Depth to Free Product (ft btoc)	Depth to Groundwater (ft btoc)	Free Product Thickness (ft)	Groundwater Elevation[2] (ft btoc)
MW-85	725.67	07/28/2021	30.90	31.45	0.55	694.62
MW-85	725.67	08/16/2021	ARP	ARP	ARP	ARP
MW-85	725.67	08/26/2021	31.60	32.73	1.13	693.77
MW-85	725.67	08/30/2021	ARP	ARP	ARP	ARP
MW-85	725.67	09/16/2021	31.51	32.84	1.33	693.80
MW-85	725.67	09/23/2021	31.72	32.48	0.76	693.75
MW-85	725.67	10/06/2021	ARP	ARP	ARP	ARP
MW-85	725.67	10/12/2021	ARP	ARP	ARP	ARP
MW-85	725.67	10/18/2021	ARP	ARP	ARP	ARP
MW-85	725.67	10/27/2021	32.41	32.68	0.27	693.19
MW-85	725.67	11/01/2021	ARP	ARP	ARP	ARP
MW-85	725.67	11/30/2021	32.85	33.01	0.16	692.78
MW-85	725.67	12/06/2021	ARP	ARP	ARP	ARP
MW-85	725.67	12/13/2021	ARP	ARP	ARP	ARP
MW-85	725.67	12/20/2021	ARP	ARP	ARP	ARP
MW-85	725.67	12/28/2021	33.19	34.78	1.59	692.05
MW-85	725.67	01/04/2022	ARP	ARP	ARP	ARP
MW-85	725.67	01/10/2022	ARP	ARP	ARP	ARP
MW-85	725.67	01/27/2022	33.60	33.80	0.20	692.02
MW-85	725.67	01/31/2022	ARP	ARP	ARP	ARP
MW-85	725.67	02/09/2022	ARP	ARP	ARP	ARP
MW-85	725.67	02/14/2022	ARP	ARP	ARP	ARP
MW-86						
MW-86	724.28	03/22/2021	ND	29.58	0.00	694.70
MW-86	724.28	04/01/2021	ND	29.26	0.00	695.02
MW-86	724.28	04/12/2021	ND	28.93	0.00	695.35
MW-86	724.28	04/19/2021	ND	28.85	0.00	695.43
MW-86	724.28	04/29/2021	ND	28.86	0.00	695.42
MW-86	724.28	05/03/2021	ND	28.88	0.00	695.40
MW-86	724.28	05/10/2021	ND	29.00	0.00	695.28
MW-86	724.28	05/18/2021	ND	29.24	0.00	695.04
MW-86	724.28	05/26/2021	ND	29.36	0.00	694.92
MW-86	724.28	05/31/2021	ND	29.60	0.00	694.68
MW-86	724.28	06/07/2021	ND	29.63	0.00	694.65
MW-86	724.28	06/14/2021	ND	29.85	0.00	694.43
MW-86	724.28	06/21/2021	ND	30.02	0.00	694.26
MW-86	724.28	07/01/2021	ND	30.24	0.00	694.04
MW-86	724.28	07/06/2021	ND	30.43	0.00	693.85
MW-86	724.28	07/14/2021	ND	30.64	0.00	693.64
MW-86	724.28	07/28/2021	ND	30.82	0.00	693.46
MW-86	724.28	08/02/2021	ND	31.04	0.00	693.24
MW-86	724.28	08/16/2021	ND	31.31	0.00	692.97
MW-86	724.28	08/26/2021	ND	31.50	0.00	692.78
MW-86	724.28	08/30/2021	ND	31.58	0.00	692.70
MW-86	724.28	09/14/2021	ND	31.91	0.00	692.37

Table 3
Summary of Monitoring Well Gauging Data

Colonial Pipeline Company
2020-L1-SR2448
Huntersville, North Carolina

Well ID	Top Of Casing Elevation[1]	Date	Depth to Free Product (ft btoc)	Depth to Groundwater (ft btoc)	Free Product Thickness (ft)	Groundwater Elevation[2] (ft btoc)
MW-86	724.28	09/23/2021	ND	32.15	0.00	692.13
MW-86	724.28	10/06/2021	ND	32.41	0.00	691.87
MW-86	724.28	10/12/2021	ND	37.56	0.00	686.72
MW-86	724.28	10/18/2021	ND	32.77	0.00	691.51
MW-86	724.28	10/27/2021	ND	32.93	0.00	691.35
MW-86	724.28	11/01/2021	ND	33.12	0.00	691.16
MW-86	724.28	11/15/2021	ND	33.45	0.00	690.83
MW-86	724.28	11/22/2021	ND	33.46	0.00	690.82
MW-86	724.28	11/30/2021	ND	33.72	0.00	690.56
MW-86	724.28	12/06/2021	ND	33.72	0.00	690.56
MW-86	724.28	12/13/2021	ND	33.98	0.00	690.30
MW-86	724.28	12/20/2021	ND	35.09	0.00	689.19
MW-86	724.28	12/28/2021	ND	34.17	0.00	690.11
MW-86	724.28	01/04/2022	ND	34.38	0.00	689.90
MW-86	724.28	01/10/2022	ND	34.50	0.00	689.78
MW-86	724.28	01/27/2022	ND	34.62	0.00	689.66
MW-86	724.28	01/31/2022	ND	34.71	0.00	689.57
MW-86	724.28	02/09/2022	ND	34.72	0.00	689.56
MW-86	724.28	02/14/2022	ND	34.86	0.00	689.42
MW-87						
MW-87	734.39	04/29/2021	ND	45.13	0.00	689.26
MW-87	734.39	05/03/2021	ND	45.02	0.00	689.37
MW-87	734.39	05/10/2021	ND	45.01	0.00	689.38
MW-87	734.39	05/18/2021	ND	44.99	0.00	689.40
MW-87	734.39	05/26/2021	ND	45.00	0.00	689.39
MW-87	734.39	05/31/2021	ND	45.03	0.00	689.36
MW-87	734.39	06/07/2021	ND	45.09	0.00	689.30
MW-87	734.39	06/14/2021	ND	45.03	0.00	689.36
MW-87	734.39	06/21/2021	ND	45.08	0.00	689.31
MW-87	734.39	07/01/2021	ND	45.15	0.00	689.24
MW-87	734.39	07/06/2021	ND	45.25	0.00	689.14
MW-87	734.39	07/14/2021	ND	45.32	0.00	689.07
MW-87	734.39	07/28/2021	ND	45.62	0.00	688.77
MW-87	734.39	08/02/2021	ND	45.81	0.00	688.58
MW-87	734.39	08/16/2021	ND	46.06	0.00	688.33
MW-87	734.39	08/26/2021	ND	46.27	0.00	688.12
MW-87	734.39	08/30/2021	ND	46.28	0.00	688.11
MW-87	734.39	09/14/2021	ND	46.72	0.00	687.67
MW-87	734.39	09/23/2021	ND	46.94	0.00	687.45
MW-87	734.39	10/06/2021	ND	47.14	0.00	687.25
MW-87	734.39	10/12/2021	ND	47.35	0.00	687.04
MW-87	734.39	10/18/2021	ND	47.52	0.00	686.87
MW-87	734.39	10/27/2021	ND	47.67	0.00	686.72
MW-87	734.39	11/01/2021	ND	47.82	0.00	686.57
MW-87	734.39	11/15/2021	ND	48.21	0.00	686.18

Table 3
Summary of Monitoring Well Gauging Data

Colonial Pipeline Company
2020-L1-SR2448
Huntersville, North Carolina

Well ID	Top Of Casing Elevation[1]	Date	Depth to Free Product (ft btoc)	Depth to Groundwater (ft btoc)	Free Product Thickness (ft)	Groundwater Elevation[2] (ft btoc)
MW-87	734.39	11/22/2021	ND	48.41	0.00	685.98
MW-87	734.39	11/30/2021	ND	48.65	0.00	685.74
MW-87	734.39	12/06/2021	ND	48.83	0.00	685.56
MW-87	734.39	12/13/2021	ND	49.06	0.00	685.33
MW-87	734.39	12/20/2021	ND	49.30	0.00	685.09
MW-87	734.39	12/28/2021	ND	49.42	0.00	684.97
MW-87	734.39	01/04/2022	ND	49.70	0.00	684.69
MW-87	734.39	01/10/2022	ND	49.86	0.00	684.53
MW-87	734.39	01/27/2022	ND	50.18	0.00	684.21
MW-87	734.39	01/31/2022	ND	50.30	0.00	684.09
MW-87	734.39	02/09/2022	ND	50.45	0.00	683.94
MW-87	734.39	02/14/2022	ND	50.64	0.00	683.75
MW-88						
MW-88	731.93	04/29/2021	ND	42.88	0.00	689.05
MW-88	731.93	05/03/2021	ND	42.85	0.00	689.08
MW-88	731.93	05/10/2021	ND	42.81	0.00	689.12
MW-88	731.93	05/18/2021	ND	42.78	0.00	689.15
MW-88	731.93	05/26/2021	ND	42.76	0.00	689.17
MW-88	731.93	05/31/2021	ND	42.80	0.00	689.13
MW-88	731.93	06/07/2021	ND	42.82	0.00	689.11
MW-88	731.93	06/14/2021	ND	42.81	0.00	689.12
MW-88	731.93	06/21/2021	ND	42.85	0.00	689.08
MW-88	731.93	07/01/2021	ND	42.96	0.00	688.97
MW-88	731.93	07/06/2021	ND	43.03	0.00	688.90
MW-88	731.93	07/14/2021	ND	43.11	0.00	688.82
MW-88	731.93	07/28/2021	ND	43.68	0.00	688.25
MW-88	731.93	08/02/2021	ND	43.57	0.00	688.36
MW-88	731.93	08/16/2021	ND	43.84	0.00	688.09
MW-88	731.93	08/26/2021	ND	44.05	0.00	687.88
MW-88	731.93	08/30/2021	ND	44.05	0.00	687.88
MW-88	731.93	09/14/2021	ND	44.49	0.00	687.44
MW-88	731.93	09/23/2021	ND	44.74	0.00	687.19
MW-88	731.93	10/06/2021	ND	44.93	0.00	687.00
MW-88	731.93	10/12/2021	ND	45.11	0.00	686.82
MW-88	731.93	10/18/2021	ND	45.30	0.00	686.63
MW-88	731.93	10/27/2021	ND	45.45	0.00	686.48
MW-88	731.93	11/01/2021	ND	45.62	0.00	686.31
MW-88	731.93	11/15/2021	ND	46.00	0.00	685.93
MW-88	731.93	11/22/2021	ND	46.18	0.00	685.75
MW-88	731.93	11/30/2021	ND	46.41	0.00	685.52
MW-88	731.93	12/06/2021	ND	46.59	0.00	685.34
MW-88	731.93	12/13/2021	ND	46.83	0.00	685.10
MW-88	731.93	12/20/2021	ND	47.06	0.00	684.87
MW-88	731.93	12/28/2021	ND	47.21	0.00	684.72
MW-88	731.93	01/04/2022	ND	47.46	0.00	684.47

Table 3
Summary of Monitoring Well Gauging Data

Colonial Pipeline Company
2020-L1-SR2448
Huntersville, North Carolina

Well ID	Top Of Casing Elevation[1]	Date	Depth to Free Product (ft btoc)	Depth to Groundwater (ft btoc)	Free Product Thickness (ft)	Groundwater Elevation[2] (ft btoc)
MW-88	731.93	01/10/2022	ND	47.70	0.00	684.23
MW-88	731.93	01/27/2022	ND	48.01	0.00	683.92
MW-88	731.93	01/31/2022	ND	48.05	0.00	683.88
MW-88	731.93	02/09/2022	ND	48.28	0.00	683.65
MW-88	731.93	02/14/2022	ND	48.48	0.00	683.45
MW-89						
MW-89	734.67	04/29/2021	ND	NM	NM	NM
MW-89	734.67	05/03/2021	ND	45.06	0.00	689.61
MW-89	734.67	05/10/2021	ND	45.03	0.00	689.64
MW-89	734.67	05/18/2021	ND	44.97	0.00	689.70
MW-89	734.67	05/26/2021	ND	44.98	0.00	689.69
MW-89	734.67	05/31/2021	ND	45.01	0.00	689.66
MW-89	734.67	06/07/2021	ND	45.02	0.00	689.65
MW-89	734.67	06/14/2021	ND	45.01	0.00	689.66
MW-89	734.67	06/21/2021	ND	45.07	0.00	689.60
MW-89	734.67	07/01/2021	ND	45.15	0.00	689.52
MW-89	734.67	07/06/2021	ND	45.24	0.00	689.43
MW-89	734.67	07/14/2021	ND	45.29	0.00	689.38
MW-89	734.67	07/28/2021	ND	45.59	0.00	689.08
MW-89	734.67	08/02/2021	ND	45.78	0.00	688.89
MW-89	734.67	08/16/2021	ND	46.04	0.00	688.63
MW-89	734.67	08/26/2021	ND	46.28	0.00	688.39
MW-89	734.67	08/30/2021	ND	46.25	0.00	688.42
MW-89	734.67	09/14/2021	ND	46.69	0.00	687.98
MW-89	734.67	09/23/2021	ND	46.92	0.00	687.75
MW-89	734.67	10/06/2021	ND	37.13	0.00	697.54
MW-89	734.67	10/12/2021	ND	47.31	0.00	687.36
MW-89	734.67	10/18/2021	ND	47.50	0.00	687.17
MW-89	734.67	10/27/2021	ND	47.65	0.00	687.02
MW-89	734.67	11/01/2021	ND	47.80	0.00	686.87
MW-89	734.67	11/15/2021	ND	48.17	0.00	686.50
MW-89	734.67	11/22/2021	ND	48.38	0.00	686.29
MW-89	734.67	11/30/2021	ND	48.62	0.00	686.05
MW-89	734.67	12/06/2021	ND	48.79	0.00	685.88
MW-89	734.67	12/13/2021	ND	49.05	0.00	685.62
MW-89	734.67	12/20/2021	ND	49.25	0.00	685.42
MW-89	734.67	12/28/2021	ND	49.38	0.00	685.29
MW-89	734.67	01/04/2022	ND	49.65	0.00	685.02
MW-89	734.67	01/10/2022	ND	49.84	0.00	684.83
MW-89	734.67	01/27/2022	ND	50.14	0.00	684.53
MW-89	734.67	01/31/2022	ND	50.19	0.00	684.48
MW-89	734.67	02/09/2022	ND	50.40	0.00	684.27
MW-89	734.67	02/14/2022	ND	50.59	0.00	684.08

Table 3
Summary of Monitoring Well Gauging Data

Colonial Pipeline Company
2020-L1-SR2448
Huntersville, North Carolina

Well ID	Top Of Casing Elevation[1]	Date	Depth to Free Product (ft btoc)	Depth to Groundwater (ft btoc)	Free Product Thickness (ft)	Groundwater Elevation[2] (ft btoc)
MW-92						
MW-92	745.56	06/14/2021	ND	54.21	0.00	691.35
MW-92	745.56	06/21/2021	ND	54.85	0.00	690.71
MW-92	745.56	07/01/2021	ND	54.41	0.00	691.15
MW-92	745.56	07/06/2021	ND	54.50	0.00	691.06
MW-92	745.56	07/14/2021	ND	54.50	0.00	691.06
MW-92	745.56	07/28/2021	ND	54.79	0.00	690.77
MW-92	745.56	08/02/2021	ND	54.96	0.00	690.60
MW-92	745.56	08/16/2021	ND	55.13	0.00	690.43
MW-92	745.56	08/26/2021	ND	55.35	0.00	690.21
MW-92	745.56	08/30/2021	ND	55.43	0.00	690.13
MW-92	745.56	09/14/2021	ND	55.82	0.00	689.74
MW-92	745.56	09/23/2021	ND	55.94	0.00	689.62
MW-92	745.56	10/06/2021	ND	56.27	0.00	689.29
MW-92	745.56	10/12/2021	ND	56.45	0.00	689.11
MW-92	745.56	10/18/2021	ND	56.57	0.00	688.99
MW-92	745.56	10/27/2021	ND	56.63	0.00	688.93
MW-92	745.56	11/01/2021	ND	56.83	0.00	688.73
MW-92	745.56	11/15/2021	ND	57.19	0.00	688.37
MW-92	745.56	11/22/2021	ND	57.36	0.00	688.20
MW-92	745.56	11/30/2021	ND	57.52	0.00	688.04
MW-92	745.56	12/06/2021	ND	57.66	0.00	687.90
MW-92	745.56	12/13/2021	ND	57.82	0.00	687.74
MW-92	745.56	12/20/2021	ND	58.07	0.00	687.49
MW-92	745.56	12/28/2021	ND	58.11	0.00	687.45
MW-92	745.56	01/04/2022	ND	58.48	0.00	687.08
MW-92	745.56	01/10/2022	ND	58.55	0.00	687.01
MW-92	745.56	01/27/2022	ND	58.72	0.00	686.84
MW-92	745.56	01/31/2022	ND	58.80	0.00	686.76
MW-92	745.56	02/09/2022	ND	59.07	0.00	686.49
MW-92	745.56	02/14/2022	ND	59.27	0.00	686.29
MW-93						
MW-93	744.05	06/14/2021	ND	52.40	0.00	691.65
MW-93	744.05	06/21/2021	ND	52.55	0.00	691.50
MW-93	744.05	07/01/2021	ND	52.57	0.00	691.48
MW-93	744.05	07/06/2021	ND	52.68	0.00	691.37
MW-93	744.05	07/14/2021	ND	52.72	0.00	691.33
MW-93	744.05	07/28/2021	ND	52.98	0.00	691.07
MW-93	744.05	08/02/2021	ND	53.17	0.00	690.88
MW-93	744.05	08/16/2021	ND	53.31	0.00	690.74
MW-93	744.05	08/26/2021	ND	53.53	0.00	690.52
MW-93	744.05	08/30/2021	ND	53.63	0.00	690.42
MW-93	744.05	09/14/2021	ND	54.00	0.00	690.05
MW-93	744.05	09/23/2021	ND	54.10	0.00	689.95
MW-93	744.05	10/06/2021	ND	54.45	0.00	689.60

Table 3
Summary of Monitoring Well Gauging Data

Colonial Pipeline Company
2020-L1-SR2448
Huntersville, North Carolina

Well ID	Top Of Casing Elevation[1]	Date	Depth to Free Product (ft btoc)	Depth to Groundwater (ft btoc)	Free Product Thickness (ft)	Groundwater Elevation[2] (ft btoc)
MW-93	744.05	10/12/2021	ND	54.60	0.00	689.45
MW-93	744.05	10/18/2021	ND	54.75	0.00	689.30
MW-93	744.05	10/27/2021	ND	54.80	0.00	689.25
MW-93	744.05	11/01/2021	ND	55.01	0.00	689.04
MW-93	744.05	11/15/2021	ND	55.35	0.00	688.70
MW-93	744.05	11/22/2021	ND	55.48	0.00	688.57
MW-93	744.05	11/30/2021	ND	55.62	0.00	688.43
MW-93	744.05	12/06/2021	ND	55.78	0.00	688.27
MW-93	744.05	12/13/2021	ND	56.01	0.00	688.04
MW-93	744.05	12/20/2021	ND	56.20	0.00	687.85
MW-93	744.05	12/28/2021	ND	56.23	0.00	687.82
MW-93	744.05	01/04/2022	ND	56.63	0.00	687.42
MW-93	744.05	01/10/2022	ND	56.56	0.00	687.49
MW-93	744.05	01/27/2022	ND	56.85	0.00	687.20
MW-93	744.05	01/31/2022	ND	56.96	0.00	687.09
MW-93	744.05	02/09/2022	ND	57.20	0.00	686.85
MW-93	744.05	02/14/2022	ND	57.36	0.00	686.69
MW-94						
MW-94	719.52	09/23/2021	ND	39.88	0.00	679.64
MW-94	719.52	10/06/2021	ND	40.25	0.00	679.27
MW-94	719.52	10/12/2021	ND	40.52	0.00	679.00
MW-94	719.52	10/18/2021	ND	40.75	0.00	678.77
MW-94	719.52	10/27/2021	ND	41.05	0.00	678.47
MW-94	719.52	11/01/2021	ND	41.25	0.00	678.27
MW-94	719.52	11/15/2021	ND	41.75	0.00	677.77
MW-94	719.52	11/22/2021	ND	42.03	0.00	677.49
MW-94	719.52	11/30/2021	ND	42.30	0.00	677.22
MW-94	719.52	12/06/2021	ND	42.50	0.00	677.02
MW-94	719.52	12/13/2021	ND	42.71	0.00	676.81
MW-94	719.52	12/20/2021	ND	42.98	0.00	676.54
MW-94	719.52	12/28/2021	ND	43.12	0.00	676.40
MW-94	719.52	01/04/2022	ND	43.35	0.00	676.17
MW-94	719.52	01/10/2022	ND	43.56	0.00	675.96
MW-94	719.52	01/27/2022	ND	43.76	0.00	675.76
MW-94	719.52	01/31/2022	ND	43.79	0.00	675.73
MW-94	719.52	02/09/2022	ND	43.98	0.00	675.54
MW-94	719.52	02/14/2022	ND	44.13	0.00	675.39

Table 3
Summary of Monitoring Well Gauging Data

Colonial Pipeline Company
2020-L1-SR2448
Huntersville, North Carolina

Well ID	Top Of Casing Elevation[1]	Date	Depth to Free Product (ft btoc)	Depth to Groundwater (ft btoc)	Free Product Thickness (ft)	Groundwater Elevation[2] (ft btoc)
MW-95						
MW-95	701.33	10/06/2021	ND	23.04	0.00	678.29
MW-95	701.33	10/12/2021	ND	23.30	0.00	678.03
MW-95	701.33	10/18/2021	ND	23.61	0.00	677.72
MW-95	701.33	10/27/2021	ND	23.87	0.00	677.46
MW-95	701.33	11/01/2021	ND	24.03	0.00	677.30
MW-95	701.33	11/15/2021	ND	24.77	0.00	676.56
MW-95	701.33	11/22/2021	ND	28.28	0.00	673.05
MW-95	701.33	11/30/2021	ND	28.42	0.00	672.91
MW-95	704.65	12/06/2021	ND	28.56	0.00	676.09
MW-95	704.65	12/13/2021	ND	28.66	0.00	675.99
MW-95	704.65	12/20/2021	ND	28.84	0.00	675.81
MW-95	704.65	12/28/2021	ND	28.69	0.00	675.96
MW-95	704.65	01/04/2022	ND	28.95	0.00	675.70
MW-95	704.65	01/10/2022	ND	29.05	0.00	675.60
MW-95	704.65	01/27/2022	ND	28.78	0.00	675.87
MW-95	704.65	01/31/2022	ND	28.24	0.00	676.41
MW-95	704.65	02/09/2022	ND	28.84	0.00	675.81
MW-95	704.65	02/14/2022	ND	29.03	0.00	675.62
MW-96						
MW-96	699.35	10/06/2021	ND	22.12	0.00	677.23
MW-96	699.35	10/12/2021	ND	22.39	0.00	676.96
MW-96	699.35	10/18/2021	ND	22.68	0.00	676.67
MW-96	699.35	10/27/2021	ND	22.99	0.00	676.36
MW-96	699.35	11/01/2021	ND	23.16	0.00	676.19
MW-96	699.35	11/15/2021	ND	23.79	0.00	675.56
MW-96	699.35	11/22/2021	ND	25.80	0.00	673.55
MW-96	699.35	11/30/2021	ND	25.96	0.00	673.39
MW-96	699.32	12/06/2021	ND	26.09	0.00	673.23
MW-96	699.32	12/13/2021	ND	26.22	0.00	673.10
MW-96	699.32	12/20/2021	ND	26.40	0.00	672.92
MW-96	699.32	12/28/2021	ND	26.29	0.00	673.03
MW-96	699.32	01/04/2022	ND	26.50	0.00	672.82
MW-96	699.32	01/10/2022	ND	26.56	0.00	672.76
MW-96	699.32	01/27/2022	ND	26.31	0.00	673.01
MW-96	699.32	01/31/2022	ND	26.26	0.00	673.06
MW-96	699.32	02/09/2022	ND	26.27	0.00	673.05
MW-96	699.32	02/14/2022	ND	26.39	0.00	672.93

Table 3
Summary of Monitoring Well Gauging Data

Colonial Pipeline Company
2020-L1-SR2448
Huntersville, North Carolina

Well ID	Top Of Casing Elevation[1]	Date	Depth to Free Product (ft btoc)	Depth to Groundwater (ft btoc)	Free Product Thickness (ft)	Groundwater Elevation[2] (ft btoc)
Bedrock Unit Monitoring Wells						
MW-04D						
MW-04D	712.63	09/23/2021	ND	26.23	0.00	686.40
MW-04D	712.63	10/01/2021	ND	29.41	0.00	683.22
MW-04D	712.63	10/06/2021	ND	29.48	0.00	683.15
MW-04D	712.63	10/12/2021	ND	29.64	0.00	682.99
MW-04D	712.63	10/18/2021	ND	29.88	0.00	682.75
MW-04D	712.63	10/27/2021	ND	30.02	0.00	682.61
MW-04D	712.63	11/01/2021	ND	32.85	0.00	679.78
MW-04D	712.63	11/15/2021	ND	33.34	0.00	679.29
MW-04D	712.63	11/22/2021	ND	33.42	0.00	679.21
MW-04D	715.36	12/06/2021	ND	33.73	0.00	681.63
MW-04D	715.36	12/13/2021	ND	33.98	0.00	681.38
MW-04D	715.36	12/20/2021	ND	34.18	0.00	681.18
MW-04D	715.36	12/28/2021	ND	34.27	0.00	681.09
MW-04D	715.36	01/04/2022	ND	34.43	0.00	680.93
MW-04D	715.36	01/10/2022	ND	34.63	0.00	680.73
MW-04D	715.36	01/27/2022	ND	34.85	0.00	680.51
MW-04D	715.36	01/31/2022	ND	34.95	0.00	680.41
MW-04D	715.36	02/09/2022	ND	35.02	0.00	680.34
MW-04D	715.36	02/14/2022	ND	35.1	0.00	680.26
MW-07D						
MW-07D	711.73	12/21/2020	ND	29.38	0.00	682.35
MW-07D	711.73	12/26/2020	ND	29.37	0.00	682.36
MW-07D	711.73	01/10/2021	NM	NM	NM	NM
MW-07D	711.73	01/19/2021	ND	29.83	0.00	681.90
MW-07D	711.73	01/25/2021	ND	29.76	0.00	681.97
MW-07D	711.73	02/01/2021	ND	29.82	0.00	681.91
MW-07D	711.73	02/08/2021	ND	29.94	0.00	681.79
MW-07D	711.73	02/16/2021	ND	29.66	0.00	682.07
MW-07D	711.73	02/22/2021	ND	29.40	0.00	682.33
MW-07D	711.73	03/04/2021	ND	29.19	0.00	682.54
MW-07D	711.73	03/08/2021	ND	29.30	0.00	682.43
MW-07D	711.73	03/15/2021	ND	29.28	0.00	682.45
MW-07D	711.73	03/22/2021	ND	29.15	0.00	682.58
MW-07D	711.73	04/01/2021	ND	28.82	0.00	682.91
MW-07D	711.73	04/12/2021	ND	28.90	0.00	682.83
MW-07D	711.73	04/19/2021	ND	28.84	0.00	682.89
MW-07D	711.73	04/29/2021	ND	28.72	0.00	683.01
MW-07D	711.73	05/03/2021	ND	28.71	0.00	683.02
MW-07D	711.73	05/10/2021	ND	28.69	0.00	683.04
MW-07D	711.73	05/18/2021	ND	28.82	0.00	682.91
MW-07D	711.73	05/26/2021	ND	28.79	0.00	682.94
MW-07D	711.73	05/31/2021	ND	28.97	0.00	682.76
MW-07D	711.73	06/07/2021	ND	29.11	0.00	682.62

Table 3
Summary of Monitoring Well Gauging Data

Colonial Pipeline Company
2020-L1-SR2448
Huntersville, North Carolina

Well ID	Top Of Casing Elevation[1]	Date	Depth to Free Product (ft btoc)	Depth to Groundwater (ft btoc)	Free Product Thickness (ft)	Groundwater Elevation[2] (ft btoc)
MW-07D	711.73	06/14/2021	ND	29.13	0.00	682.60
MW-07D	711.73	06/21/2021	ND	29.29	0.00	682.44
MW-07D	711.73	07/01/2021	ND	29.35	0.00	682.38
MW-07D	711.73	07/06/2021	ND	29.61	0.00	682.12
MW-07D	711.73	07/14/2021	ND	29.64	0.00	682.09
MW-07D	711.73	07/28/2021	ND	30.38	0.00	681.35
MW-07D	711.73	08/02/2021	ND	30.71	0.00	681.02
MW-07D	711.73	08/16/2021	ND	31.16	0.00	680.57
MW-07D	711.73	08/26/2021	ND	30.95	0.00	680.78
MW-07D	711.73	08/30/2021	ND	32.58	0.00	679.15
MW-07D	711.73	09/14/2021	ND	32.19	0.00	679.54
MW-07D	711.73	09/23/2021	ND	31.64	0.00	680.09
MW-07D	711.73	10/01/2021	ND	32.53	0.00	676.27
MW-07D	711.73	10/06/2021	ND	35.46	0.00	679.20
MW-07D	711.73	10/12/2021	ND	33.17	0.00	678.56
MW-07D	711.73	10/18/2021	ND	33.30	0.00	678.43
MW-07D	711.73	10/27/2021	ND	32.63	0.00	679.10
MW-07D	711.73	11/01/2021	ND	32.93	0.00	678.80
MW-07D	711.73	11/15/2021	ND	34.38	0.00	677.35
MW-07D	711.73	11/22/2021	ND	34.64	0.00	677.09
MW-07D	711.73	11/30/2021	ND	39.35	0.00	672.38
MW-07D	711.73	12/06/2021	ND	35.10	0.00	676.63
MW-07D	711.73	12/13/2021	ND	35.30	0.00	676.43
MW-07D	711.73	12/20/2021	ND	35.56	0.00	676.17
MW-07D	711.73	12/28/2021	ND	34.66	0.00	677.07
MW-07D	711.73	01/04/2022	ND	36.11	0.00	675.62
MW-07D	711.73	01/10/2022	ND	36.33	0.00	675.40
MW-07D	711.73	01/27/2022	ND	35.26	0.00	676.47
MW-07D	711.73	01/31/2022	ND	35.49	0.00	676.24
MW-07D	711.73	02/09/2022	ND	35.85	0.00	675.88
MW-07D	711.73	02/14/2022	ND	36.43	0.00	675.30
MW-14D						
MW-14D	722.75	03/04/2021	ND	28.64	0.00	694.11
MW-14D	722.75	03/08/2021	ND	28.36	0.00	694.39
MW-14D	722.75	03/15/2021	ND	28.25	0.00	694.50
MW-14D	722.75	03/22/2021	ND	28.23	0.00	694.52
MW-14D	724.93	04/01/2021	ND	25.30	0.00	699.63
MW-14D	724.93	04/12/2021	ND	29.77	0.00	695.16
MW-14D	724.93	04/19/2021	ND	29.72	0.00	695.21
MW-14D	726.02	04/29/2021	ND	29.76	0.00	696.26
MW-14D	726.02	05/03/2021	ND	29.75	0.00	696.27
MW-14D	726.75	05/10/2021	ND	29.91	0.00	696.84
MW-14D	726.75	05/18/2021	ND	30.22	0.00	696.53
MW-14D	726.75	05/26/2021	ND	30.39	0.00	696.36
MW-14D	726.76	05/31/2021	ND	30.63	0.00	696.13

Table 3
Summary of Monitoring Well Gauging Data

Colonial Pipeline Company
2020-L1-SR2448
Huntersville, North Carolina

Well ID	Top Of Casing Elevation[1]	Date	Depth to Free Product (ft btoc)	Depth to Groundwater (ft btoc)	Free Product Thickness (ft)	Groundwater Elevation[2] (ft btoc)
MW-14D	726.76	06/07/2021	ND	30.76	0.00	696.00
MW-14D	726.77	06/14/2021	ND	30.94	0.00	695.83
MW-14D	726.77	06/21/2021	ND	31.06	0.00	695.71
MW-14D	726.77	07/01/2021	ND	31.32	0.00	695.45
MW-14D	726.77	07/06/2021	ND	31.53	0.00	695.24
MW-14D	726.77	07/14/2021	ND	31.73	0.00	695.04
MW-14D	726.77	07/28/2021	ND	31.97	0.00	694.80
MW-14D	726.77	08/02/2021	ND	32.16	0.00	694.61
MW-14D	726.77	08/16/2021	ND	32.43	0.00	694.34
MW-14D	726.77	08/26/2021	ND	32.62	0.00	694.15
MW-14D	726.77	08/30/2021	ND	32.68	0.00	694.09
MW-14D	726.77	09/14/2021	ND	33.03	0.00	693.74
MW-14D	726.77	09/23/2021	ND	33.08	0.00	693.69
MW-14D	726.77	10/01/2021	ND	33.15	0.00	693.62
MW-14D	726.77	10/06/2021	ND	33.50	0.00	693.27
MW-14D	726.77	10/12/2021	ND	33.71	0.00	693.06
MW-14D	726.77	10/18/2021	ND	33.87	0.00	692.90
MW-14D	726.77	10/27/2021	ND	34.04	0.00	692.73
MW-14D	726.77	11/01/2021	ND	34.20	0.00	692.57
MW-14D	726.77	11/15/2021	ND	34.48	0.00	692.29
MW-14D	726.77	11/22/2021	ND	34.25	0.00	692.52
MW-14D	726.77	11/30/2021	ND	34.51	0.00	692.26
MW-14D	724.94	12/06/2021	ND	34.68	0.00	690.26
MW-14D	724.94	12/13/2021	ND	34.90	0.00	690.04
MW-14D	724.94	12/20/2021	ND	34.97	0.00	689.97
MW-14D	724.94	12/28/2021	ND	35.02	0.00	689.92
MW-14D	724.94	01/04/2022	ND	35.30	0.00	689.64
MW-14D	724.94	01/10/2022	ND	35.46	0.00	689.48
MW-14D	724.94	01/27/2022	ND	35.48	0.00	689.46
MW-14D	724.94	01/31/2022	ND	35.55	0.00	689.39
MW-14D	724.94	02/09/2022	ND	35.68	0.00	689.26
MW-14D	724.94	02/14/2022	ND	35.75	0.00	689.19
MW-16D						
MW-16D	710.81	07/01/2021	ND	31.35	0.00	679.46
MW-16D	710.81	07/06/2021	ND	31.35	0.00	679.46
MW-16D	710.81	07/14/2021	ND	31.82	0.00	678.99
MW-16D	710.81	07/28/2021	ND	31.62	0.00	679.19
MW-16D	710.81	08/16/2021	ND	101.94	0.00	608.87
MW-16D	710.81	08/26/2021	ND	103.90	0.00	606.91
MW-16D	710.81	08/30/2021	ND	99.96	0.00	610.85
MW-16D	710.81	09/14/2021	ND	114.01	0.00	596.80
MW-16D	710.81	09/23/2021	ND	113.44	0.00	597.37
MW-16D	710.81	10/01/2021	ND	119.72	0.00	591.09
MW-16D	710.81	10/06/2021	ND	119.34	0.00	591.47
MW-16D	710.81	10/12/2021	ND	118.99	0.00	591.82

Table 3
Summary of Monitoring Well Gauging Data

Colonial Pipeline Company
2020-L1-SR2448
Huntersville, North Carolina

Well ID	Top Of Casing Elevation[1]	Date	Depth to Free Product (ft btoc)	Depth to Groundwater (ft btoc)	Free Product Thickness (ft)	Groundwater Elevation[2] (ft btoc)
MW-16D	710.81	10/18/2021	ND	118.55	0.00	592.26
MW-16D	710.81	10/27/2021	ND	117.98	0.00	592.83
MW-16D	710.81	11/01/2021	ND	116.85	0.00	593.96
MW-16D	710.81	11/15/2021	ND	123.80	0.00	587.01
MW-16D	710.81	11/22/2021	ND	122.10	0.00	588.71
MW-16D	725.05	11/30/2021	ND	120.28	0.00	604.77
MW-16D	725.05	12/06/2021	ND	123.03	0.00	602.02
MW-16D	725.05	12/13/2021	ND	121.05	0.00	604.00
MW-16D	725.05	12/20/2021	ND	119.28	0.00	605.77
MW-16D	725.05	12/28/2021	ND	117.32	0.00	607.73
MW-16D	725.05	01/04/2022	ND	115.39	0.00	609.66
MW-16D	725.05	01/10/2022	ND	125.67	0.00	599.38
MW-16D	725.05	01/27/2022	ND	121.39	0.00	603.66
MW-16D	725.05	01/31/2022	ND	120.22	0.00	604.83
MW-16D	725.05	02/09/2022	ND	123.69	0.00	601.36
MW-16D	725.05	02/14/2022	ND	122.40	0.00	602.65
MW-25D						
MW-25D	733.05	12/26/2020	ND	46.90	0.00	686.15
MW-25D	733.05	01/10/2021	ND	47.10	0.00	685.95
MW-25D	733.05	01/19/2021	ND	47.93	0.00	685.12
MW-25D	733.05	01/25/2021	ND	47.80	0.00	685.25
MW-25D	733.05	02/01/2021	ND	47.69	0.00	685.36
MW-25D	733.05	02/08/2021	ND	48.05	0.00	685.00
MW-25D	733.05	02/16/2021	ND	47.82	0.00	685.23
MW-25D	733.05	02/22/2021	ND	47.65	0.00	685.40
MW-25D	733.05	03/04/2021	ND	47.34	0.00	685.71
MW-25D	733.05	03/08/2021	ND	47.52	0.00	685.53
MW-25D	733.05	03/15/2021	ND	47.48	0.00	685.57
MW-25D	733.05	03/22/2021	ND	47.46	0.00	685.59
MW-25D	733.05	04/01/2021	ND	46.29	0.00	686.76
MW-25D	733.05	04/12/2021	ND	47.31	0.00	685.74
MW-25D	733.05	04/19/2021	ND	47.26	0.00	685.79
MW-25D	733.05	04/29/2021	ND	46.96	0.00	686.09
MW-25D	733.05	05/03/2021	ND	47.11	0.00	685.94
MW-25D	733.05	05/10/2021	ND	47.07	0.00	685.98
MW-25D	733.05	05/18/2021	ND	47.28	0.00	685.77
MW-25D	733.05	05/26/2021	ND	47.05	0.00	686.00
MW-25D	733.05	05/31/2021	ND	47.31	0.00	685.74
MW-25D	733.05	06/07/2021	ND	47.54	0.00	685.51
MW-25D	733.05	06/14/2021	NM	NM	NM	NM
MW-25D	733.05	06/21/2021	ND	47.66	0.00	685.39
MW-25D	733.05	07/01/2021	ND	47.52	0.00	685.53
MW-25D	733.05	07/06/2021	ND	47.89	0.00	685.16
MW-25D	733.05	07/14/2021	ND	47.75	0.00	685.30
MW-25D	733.05	07/28/2021	ND	48.95	0.00	684.10

Table 3
Summary of Monitoring Well Gauging Data

Colonial Pipeline Company
2020-L1-SR2448
Huntersville, North Carolina

Well ID	Top Of Casing Elevation[1]	Date	Depth to Free Product (ft btoc)	Depth to Groundwater (ft btoc)	Free Product Thickness (ft)	Groundwater Elevation[2] (ft btoc)
MW-25D	733.05	08/02/2021	ND	50.00	0.00	683.05
MW-25D	733.05	08/16/2021	ND	50.46	0.00	682.59
MW-25D	733.05	08/26/2021	ND	49.55	0.00	683.50
MW-25D	733.05	08/30/2021	ND	51.11	0.00	681.94
MW-25D	733.05	09/14/2021	ND	51.90	0.00	681.15
MW-25D	733.05	09/23/2021	ND	49.78	0.00	683.27
MW-25D	733.05	10/01/2021	ND	51.65	0.00	681.40
MW-25D	733.05	10/06/2021	ND	52.26	0.00	680.79
MW-25D	733.05	10/12/2021	ND	52.41	0.00	680.64
MW-25D	733.05	10/18/2021	ND	52.67	0.00	680.38
MW-25D	733.05	10/27/2021	ND	50.67	0.00	682.38
MW-25D	733.05	11/01/2021	ND	51.13	0.00	681.92
MW-25D	733.05	11/15/2021	ND	53.95	0.00	679.10
MW-25D	733.05	11/22/2021	ND	54.19	0.00	678.86
MW-25D	733.05	11/30/2021	ND	52.82	0.00	680.23
MW-25D	733.32	12/06/2021	ND	54.69	0.00	678.63
MW-25D	733.32	12/13/2021	ND	55.02	0.00	678.30
MW-25D	733.32	12/20/2021	ND	55.20	0.00	678.12
MW-25D	733.32	12/28/2021	ND	52.93	0.00	680.39
MW-25D	733.32	01/04/2022	ND	56.10	0.00	677.22
MW-25D	733.32	01/10/2022	ND	56.32	0.00	677.00
MW-25D	733.32	01/27/2022	ND	53.69	0.00	679.63
MW-25D	733.32	01/31/2022	ND	54.05	0.00	679.27
MW-25D	733.32	02/09/2022	ND	54.59	0.00	678.73
MW-25D	733.32	02/14/2022	ND	54.22	0.00	679.10
MW-31D						
MW-31D	714.09	05/31/2021	ND	20.96	0.00	693.13
MW-31D	714.09	06/07/2021	ND	20.95	0.00	693.14
MW-31D	714.09	06/14/2021	ND	21.02	0.00	693.07
MW-31D	714.09	06/21/2021	ND	21.05	0.00	693.04
MW-31D	714.09	07/01/2021	ND	21.10	0.00	692.99
MW-31D	714.09	07/06/2021	ND	21.22	0.00	692.87
MW-31D	714.09	07/14/2021	ND	21.29	0.00	692.80
MW-31D	714.09	07/28/2021	ND	21.27	0.00	692.82
MW-31D	714.09	08/02/2021	ND	21.44	0.00	692.65
MW-31D	714.09	08/16/2021	ND	21.57	0.00	692.52
MW-31D	714.09	08/26/2021	ND	21.68	0.00	692.41
MW-31D	714.09	08/30/2021	ND	21.65	0.00	692.44
MW-31D	714.09	09/14/2021	ND	21.86	0.00	692.23
MW-31D	714.09	09/23/2021	ND	22.13	0.00	691.96
MW-31D	714.09	10/01/2021	ND	22.26	0.00	691.83
MW-31D	714.09	10/06/2021	ND	22.25	0.00	691.84
MW-31D	714.09	10/12/2021	ND	22.36	0.00	691.73
MW-31D	714.09	10/18/2021	ND	22.47	0.00	691.62
MW-31D	714.09	10/27/2021	ND	22.66	0.00	691.43

Table 3
Summary of Monitoring Well Gauging Data

Colonial Pipeline Company
2020-L1-SR2448
Huntersville, North Carolina

Well ID	Top Of Casing Elevation[1]	Date	Depth to Free Product (ft btoc)	Depth to Groundwater (ft btoc)	Free Product Thickness (ft)	Groundwater Elevation[2] (ft btoc)
MW-31D	714.09	11/01/2021	ND	22.70	0.00	691.39
MW-31D	714.09	11/15/2021	ND	23.04	0.00	691.05
MW-31D	714.09	11/22/2021	ND	23.10	0.00	690.99
MW-31D	714.09	11/30/2021	ND	23.20	0.00	690.89
MW-31D	714.09	12/06/2021	ND	23.29	0.00	690.80
MW-31D	714.09	12/13/2021	ND	23.13	0.00	690.96
MW-31D	714.09	12/20/2021	ND	23.54	0.00	690.55
MW-31D	714.09	12/28/2021	ND	23.69	0.00	690.40
MW-31D	714.09	01/04/2022	ND	23.68	0.00	690.41
MW-31D	714.09	01/10/2022	ND	23.89	0.00	690.20
MW-31D	714.09	01/27/2022	ND	23.88	0.00	690.21
MW-31D	714.09	01/31/2022	ND	23.95	0.00	690.14
MW-31D	714.09	02/09/2022	ND	23.93	0.00	690.16
MW-31D	714.09	02/14/2022	ND	23.94	0.00	690.15
MW-36DR						
MW-36D	710.81	12/07/2020	ND	24.81	0.00	686.00
MW-36D	710.81	12/21/2020	ND	24.46	0.00	686.35
MW-36D	710.81	12/26/2020	ND	24.49	0.00	686.32
MW-36D	710.81	01/19/2021	ND	24.14	0.00	686.67
MW-36D	710.81	01/25/2021	ND	34.19	0.00	676.62
MW-36D	710.81	02/01/2021	ND	24.21	0.00	686.60
MW-36D	710.81	02/08/2021	ND	24.12	0.00	686.69
MW-36D	710.81	02/16/2021	ND	23.93	0.00	686.88
MW-36D	710.81	02/22/2021	ND	26.35	0.00	684.46
MW-36D	710.81	03/04/2021	ND	23.44	0.00	687.37
MW-36D	710.81	03/08/2021	ND	33.42	0.00	677.39
MW-36D	710.81	03/15/2021	ND	23.40	0.00	687.41
MW-36D	710.81	03/22/2021	ND	23.28	0.00	687.53
MW-36D	710.81	04/01/2021	ND	NM	NM	NM
MW-36D	710.81	04/12/2021	ND	NM	NM	NM
MW-36D	710.81	04/19/2021	ND	NM	NM	NM
MW-36D	710.81	04/29/2021	ND	28.74	0.00	682.07
MW-36D	710.81	05/03/2021	ND	22.34	0.00	688.47
MW-36D	710.81	05/10/2021	ND	23.59	0.00	687.22
MW-36D	710.81	05/18/2021	ND	21.44	0.00	689.37
MW-36D	710.81	05/26/2021	ND	21.52	0.00	689.29
MW-36D	710.81	05/31/2021	ND	21.63	0.00	689.18
MW-36D	710.81	06/07/2021	ND	30.94	0.00	679.87
MW-36D	710.81	06/14/2021	ND	22.73	0.00	688.08
MW-36D	710.81	06/21/2021	ND	22.31	0.00	688.50
MW-36D	710.81	07/01/2021	ND	22.63	0.00	688.18
MW-36D	710.81	07/06/2021	ND	22.72	0.00	688.09
MW-36D	710.81	07/14/2021	ND	23.80	0.00	687.01
MW-36D	710.81	07/28/2021	ND	29.17	0.00	681.64
MW-36D	710.81	08/02/2021	ND	24.32	0.00	686.49

Table 3
Summary of Monitoring Well Gauging Data

Colonial Pipeline Company
2020-L1-SR2448
Huntersville, North Carolina

Well ID	Top Of Casing Elevation[1]	Date	Depth to Free Product (ft btoc)	Depth to Groundwater (ft btoc)	Free Product Thickness (ft)	Groundwater Elevation[2] (ft btoc)
MW-36D	710.81	08/16/2021	ND	26.54	0.00	684.27
MW-36D	710.81	08/26/2021	ND	26.92	0.00	683.89
MW-36D	710.81	08/30/2021	ND	27.15	0.00	683.66
MW-36D	710.81	09/14/2021	ND	27.72	0.00	683.09
MW-36D	710.81	09/23/2021	ND	27.99	0.00	682.82
MW-36D	710.81	10/01/2021	ND	29.37	0.00	681.44
MW-36D	710.81	10/06/2021	ND	28.57	0.00	682.24
MW-36D	710.81	10/12/2021	ND	28.80	0.00	682.01
MW-36D	710.81	10/18/2021	ND	29.08	0.00	681.73
MW-36D	710.81	10/27/2021	ND	29.25	0.00	681.56
MW-36D	710.81	11/01/2021	ND	29.40	0.00	681.41
MW-36D	710.81	11/15/2021	ND	30.03	0.00	680.78
MW-36DR	710.81	11/22/2021	ND	30.20	0.00	680.61
MW-36DR	710.81	11/30/2021	ND	30.46	0.00	680.35
MW-36DR	710.78	12/06/2021	ND	30.72	0.00	680.06
MW-36DR	710.78	12/13/2021	ND	31.00	0.00	679.78
MW-36DR	710.78	12/20/2021	ND	31.15	0.00	679.63
MW-36DR	710.78	12/28/2021	ND	31.05	0.00	679.73
MW-36DR	710.78	01/04/2022	ND	31.45	0.00	679.33
MW-36DR	710.78	01/10/2022	ND	31.98	0.00	678.80
MW-36DR	710.78	01/27/2022	ND	31.65	0.00	679.13
MW-36DR	710.78	01/31/2022	ND	31.58	0.00	679.20
MW-36DR	710.78	02/09/2022	ND	31.91	0.00	678.87
MW-36DR	710.78	02/14/2022	ND	32.18	0.00	678.60
MW-57D						
MW-57D	686.44	12/07/2020	ND	11.25	0.00	675.19
MW-57D	686.44	12/21/2020	ND	10.87	0.00	675.57
MW-57D	686.44	12/26/2020	ND	10.82	0.00	675.62
MW-57D	686.44	01/10/2021	ND	10.56	0.00	675.88
MW-57D	686.44	01/19/2021	ND	10.73	0.00	675.71
MW-57D	686.44	01/25/2021	ND	10.74	0.00	675.70
MW-57D	686.44	02/01/2021	ND	10.17	0.00	676.27
MW-57D	686.44	02/08/2021	ND	10.16	0.00	676.28
MW-57D	686.44	02/16/2021	ND	9.49	0.00	676.95
MW-57D	686.44	02/22/2021	ND	6.39	0.00	680.05
MW-57D	686.44	03/04/2021	ND	9.08	0.00	677.36
MW-57D	686.44	03/08/2021	ND	9.36	0.00	677.08
MW-57D	686.44	03/15/2021	ND	9.39	0.00	677.05
MW-57D	686.44	03/22/2021	ND	8.92	0.00	677.52
MW-57D	686.44	04/01/2021	ND	8.38	0.00	678.06
MW-57D	686.44	04/12/2021	ND	8.58	0.00	677.86
MW-57D	686.44	04/19/2021	ND	8.93	0.00	677.51
MW-57D	686.44	04/29/2021	ND	9.29	0.00	677.15
MW-57D	686.44	05/03/2021	ND	8.98	0.00	677.46

Table 3
Summary of Monitoring Well Gauging Data

Colonial Pipeline Company
2020-L1-SR2448
Huntersville, North Carolina

Well ID	Top Of Casing Elevation[1]	Date	Depth to Free Product (ft btoc)	Depth to Groundwater (ft btoc)	Free Product Thickness (ft)	Groundwater Elevation[2] (ft btoc)
MW-57D	686.44	05/10/2021	ND	9.77	0.00	676.67
MW-57D	686.44	05/18/2021	ND	10.22	0.00	676.22
MW-57D	686.44	05/26/2021	ND	10.72	0.00	675.72
MW-57D	686.44	05/31/2021	ND	11.17	0.00	675.27
MW-57D	686.44	06/07/2021	ND	11.36	0.00	675.08
MW-57D	686.44	06/14/2021	ND	11.22	0.00	675.22
MW-57D	686.44	06/21/2021	ND	11.48	0.00	674.96
MW-57D	686.44	07/01/2021	ND	11.89	0.00	674.55
MW-57D	686.44	07/06/2021	ND	12.51	0.00	673.93
MW-57D	686.44	07/14/2021	ND	12.51	0.00	673.93
MW-57D	686.44	07/28/2021	ND	12.34	0.00	674.10
MW-57D	686.44	08/02/2021	ND	12.67	0.00	673.77
MW-57D	686.44	08/16/2021	ND	13.30	0.00	673.14
MW-57D	686.44	08/26/2021	ND	13.48	0.00	672.96
MW-57D	686.44	08/30/2021	ND	13.65	0.00	672.79
MW-57D	686.44	09/14/2021	ND	14.53	0.00	671.91
MW-57D	686.44	09/23/2021	ND	14.60	0.00	671.84
MW-57D	686.44	10/01/2021	ND	15.10	0.00	671.34
MW-57D	686.44	10/06/2021	ND	15.15	0.00	671.29
MW-57D	686.44	10/12/2021	ND	15.15	0.00	671.29
MW-57D	686.44	10/18/2021	ND	15.48	0.00	670.96
MW-57D	686.44	10/27/2021	ND	15.75	0.00	670.69
MW-57D	686.44	11/01/2021	ND	15.78	0.00	670.66
MW-57D	686.44	11/15/2021	ND	15.85	0.00	670.59
MW-57D	686.44	11/22/2021	ND	15.72	0.00	670.72
MW-57D	686.44	11/30/2021	ND	15.90	0.00	670.54
MW-57D	686.72	12/06/2021	ND	15.91	0.00	670.81
MW-57D	686.72	12/13/2021	ND	16.08	0.00	670.64
MW-57D	686.72	12/20/2021	ND	16.09	0.00	670.63
MW-57D	686.72	12/28/2021	ND	16.04	0.00	670.68
MW-57D	686.72	01/04/2022	ND	15.83	0.00	670.89
MW-57D	686.72	01/10/2022	ND	15.84	0.00	670.88
MW-57D	686.72	01/27/2022	ND	15.57	0.00	671.15
MW-57D	686.72	01/31/2022	ND	15.54	0.00	671.18
MW-57D	686.72	02/09/2022	ND	15.27	0.00	671.45
MW-57D	686.72	02/14/2022	ND	15.45	0.00	671.27
MW-59D						
MW-59D	720.98	12/07/2020	ND	60.12	0.00	660.86
MW-59D	720.98	12/21/2020	ND	35.43	0.00	685.55
MW-59D	720.98	12/26/2020	ND	34.71	0.00	686.27
MW-59D	720.98	01/10/2021	ND	38.82	0.00	682.16
MW-59D	720.98	01/19/2021	ND	34.70	0.00	686.28
MW-59D	720.98	01/25/2021	ND	34.36	0.00	686.62
MW-59D	720.98	02/01/2021	ND	34.04	0.00	686.94

Table 3
Summary of Monitoring Well Gauging Data

Colonial Pipeline Company
2020-L1-SR2448
Huntersville, North Carolina

Well ID	Top Of Casing Elevation[1]	Date	Depth to Free Product (ft btoc)	Depth to Groundwater (ft btoc)	Free Product Thickness (ft)	Groundwater Elevation[2] (ft btoc)
MW-59D	720.98	02/08/2021	ND	33.93	0.00	687.05
MW-59D	720.98	02/16/2021	ND	36.06	0.00	684.92
MW-59D	720.98	02/22/2021	ND	33.99	0.00	686.99
MW-59D	720.98	03/04/2021	ND	33.47	0.00	687.51
MW-59D	720.98	03/08/2021	ND	33.46	0.00	687.52
MW-59D	720.98	03/15/2021	ND	34.11	0.00	686.87
MW-59D	720.98	03/22/2021	ND	33.37	0.00	687.61
MW-59D	720.98	04/01/2021	ND	25.85	0.00	695.13
MW-59D	720.98	04/12/2021	ND	65.32	0.00	655.66
MW-59D	720.98	04/19/2021	ND	62.76	0.00	658.22
MW-59D	720.98	04/29/2021	ND	60.18	0.00	660.80
MW-59D	720.98	05/03/2021	ND	59.44	0.00	661.54
MW-59D	720.98	05/10/2021	ND	139.60	0.00	581.38
MW-59D	720.98	05/18/2021	ND	133.57	0.00	587.41
MW-59D	720.98	05/26/2021	ND	128.87	0.00	592.11
MW-59D	720.98	05/31/2021	ND	126.88	0.00	594.10
MW-59D	720.98	06/07/2021	ND	148.30	0.00	572.68
MW-59D	720.98	06/14/2021	ND	146.09	0.00	574.89
MW-59D	720.98	06/21/2021	ND	144.16	0.00	576.82
MW-59D	720.98	07/01/2021	ND	141.79	0.00	579.19
MW-59D	720.98	07/06/2021	ND	140.70	0.00	580.28
MW-59D	720.98	07/14/2021	ND	NM	NM	NM
MW-59D	720.98	07/28/2021	ND	159.10	0.00	561.88
MW-59D	720.98	08/02/2021	ND	158.88	0.00	562.10
MW-59D	720.98	08/16/2021	ND	158.34	0.00	562.64
MW-59D	720.98	08/26/2021	ND	158.03	0.00	562.95
MW-59D	720.98	08/30/2021	ND	157.89	0.00	563.09
MW-59D	720.98	09/14/2021	ND	157.51	0.00	563.47
MW-59D	720.98	09/23/2021	NM	NM	NM	NM
MW-59D	720.98	10/01/2021	ND	157.17	0.00	563.81
MW-59D	720.98	10/06/2021	ND	157.02	0.00	563.96
MW-59D	720.98	10/12/2021	ND	156.94	0.00	564.04
MW-59D	720.98	10/18/2021	ND	156.69	0.00	564.29
MW-59D	720.98	10/27/2021	ND	156.50	0.00	564.48
MW-59D	720.98	11/01/2021	ND	156.40	0.00	564.58
MW-59D	720.98	11/15/2021	ND	156.98	0.00	564.00
MW-59D	720.98	11/22/2021	ND	155.82	0.00	565.16
MW-59D	720.98	11/30/2021	ND	155.64	0.00	565.34
MW-59D	720.98	12/06/2021	ND	155.45	0.00	565.53
MW-59D	720.98	12/13/2021	ND	155.53	0.00	565.45
MW-59D	720.98	12/20/2021	ND	155.15	0.00	565.83
MW-59D	720.98	12/28/2021	ND	154.92	0.00	566.06
MW-59D	720.98	01/04/2022	ND	154.80	0.00	566.18
MW-59D	720.98	01/10/2022	ND	154.68	0.00	566.30
MW-59D	720.98	01/27/2022	ND	154.29	0.00	566.69

Table 3
Summary of Monitoring Well Gauging Data

Colonial Pipeline Company
2020-L1-SR2448
Huntersville, North Carolina

Well ID	Top Of Casing Elevation[1]	Date	Depth to Free Product (ft btoc)	Depth to Groundwater (ft btoc)	Free Product Thickness (ft)	Groundwater Elevation[2] (ft btoc)
MW-59D	720.98	01/31/2022	ND	154.23	0.00	566.75
MW-59D	720.98	02/09/2022	ND	154.00	0.00	566.98
MW-59D	720.98	02/14/2022	ND	153.94	0.00	567.04
MW-61D						
MW-61D	745.40	11/23/2020	ND	NM	NM	NM
MW-61D	745.40	12/07/2020	ND	53.30	0.00	692.10
MW-61D	745.40	12/21/2020	ND	53.50	0.00	691.90
MW-61D	745.40	12/26/2020	ND	53.56	0.00	691.84
MW-61D	745.40	01/10/2021	ND	53.83	0.00	691.57
MW-61D	745.50	01/19/2021	ND	53.94	0.00	691.56
MW-61D	745.50	01/25/2021	ND	53.88	0.00	691.62
MW-61D	745.50	02/01/2021	ND	53.86	0.00	691.64
MW-61D	745.50	02/08/2021	ND	54.21	0.00	691.29
MW-61D	745.50	02/16/2021	ND	53.91	0.00	691.59
MW-61D	745.50	02/22/2021	ND	53.82	0.00	691.68
MW-61D	745.50	03/04/2021	ND	53.82	0.00	691.68
MW-61D	745.50	03/08/2021	ND	53.92	0.00	691.58
MW-61D	745.50	03/15/2021	ND	54.05	0.00	691.45
MW-61D	745.50	03/22/2021	ND	53.98	0.00	691.52
MW-61D	745.50	04/01/2021	ND	54.15	0.00	691.35
MW-61D	745.50	04/12/2021	ND	54.27	0.00	691.23
MW-61D	745.50	04/19/2021	ND	54.32	0.00	691.18
MW-61D	745.50	04/29/2021	ND	54.12	0.00	691.38
MW-61D	745.50	05/03/2021	ND	54.20	0.00	691.30
MW-61D	745.50	05/10/2021	ND	55.32	0.00	690.18
MW-61D	745.50	05/18/2021	ND	54.31	0.00	691.19
MW-61D	745.50	05/26/2021	ND	54.14	0.00	691.36
MW-61D	745.50	05/31/2021	ND	54.34	0.00	691.16
MW-61D	745.50	06/07/2021	ND	54.37	0.00	691.13
MW-61D	745.50	06/14/2021	ND	54.15	0.00	691.35
MW-61D	745.50	06/21/2021	ND	54.43	0.00	691.07
MW-61D	745.50	07/01/2021	ND	54.45	0.00	691.05
MW-61D	745.50	07/06/2021	ND	54.68	0.00	690.82
MW-61D	745.50	07/14/2021	ND	54.61	0.00	690.89
MW-61D	745.50	07/28/2021	ND	54.93	0.00	690.57
MW-61D	745.50	08/02/2021	ND	55.16	0.00	690.34
MW-61D	745.50	08/16/2021	ND	55.30	0.00	690.20
MW-61D	745.50	08/26/2021	ND	55.38	0.00	690.12
MW-61D	745.50	08/30/2021	ND	56.43	0.00	689.07
MW-61D	745.50	09/14/2021	ND	56.09	0.00	689.41
MW-61D	745.50	09/23/2021	ND	55.99	0.00	689.51
MW-61D	745.50	10/01/2021	ND	56.06	0.00	689.44
MW-61D	745.50	10/06/2021	ND	56.62	0.00	688.88
MW-61D	745.50	10/12/2021	ND	56.61	0.00	688.89
MW-61D	745.50	10/18/2021	ND	56.80	0.00	688.70

Table 3
Summary of Monitoring Well Gauging Data

Colonial Pipeline Company
2020-L1-SR2448
Huntersville, North Carolina

Well ID	Top Of Casing Elevation[1]	Date	Depth to Free Product (ft btoc)	Depth to Groundwater (ft btoc)	Free Product Thickness (ft)	Groundwater Elevation[2] (ft btoc)
MW-61D	745.50	10/27/2021	ND	56.71	0.00	688.79
MW-61D	745.50	11/01/2021	ND	56.97	0.00	688.53
MW-61D	745.50	11/15/2021	ND	57.50	0.00	688.00
MW-61D	745.50	11/22/2021	ND	57.69	0.00	687.81
MW-61D	745.40	11/30/2021	ND	57.74	0.00	687.66
MW-61D	745.40	12/06/2021	ND	57.96	0.00	687.44
MW-61D	745.40	12/13/2021	ND	58.19	0.00	687.21
MW-61D	745.40	12/20/2021	ND	58.33	0.00	687.07
MW-61D	745.40	12/28/2021	ND	58.19	0.00	687.21
MW-61D	745.40	01/04/2022	ND	58.80	0.00	686.60
MW-61D	745.40	01/10/2022	ND	58.70	0.00	686.70
MW-61D	745.40	01/27/2022	ND	58.71	0.00	686.69
MW-61D	745.40	01/31/2022	ND	59.01	0.00	686.39
MW-61D	745.40	02/09/2022	ND	59.37	0.00	686.03
MW-61D	745.40	02/14/2022	ND	59.44	0.00	685.96
MW-62D						
MW-62D	729.92	01/19/2021	ND	54.22	0.00	675.70
MW-62D	729.92	12/07/2020	ND	54.99	0.00	674.93
MW-62D	729.92	12/21/2020	ND	54.05	0.00	675.87
MW-62D	729.92	12/26/2020	ND	54.19	0.00	675.73
MW-62D	729.92	01/10/2021	ND	54.07	0.00	675.85
MW-62D	729.92	01/25/2021	ND	54.00	0.00	675.92
MW-62D	729.92	02/01/2021	ND	54.15	0.00	675.77
MW-62D	729.92	02/08/2021	ND	53.62	0.00	676.30
MW-62D	729.92	02/16/2021	ND	53.76	0.00	676.16
MW-62D	729.92	02/22/2021	ND	53.38	0.00	676.54
MW-62D	729.92	03/04/2021	ND	53.03	0.00	676.89
MW-62D	729.92	03/08/2021	ND	53.60	0.00	676.32
MW-62D	729.92	03/15/2021	ND	53.87	0.00	676.05
MW-62D	729.92	03/22/2021	ND	53.46	0.00	676.46
MW-62D	729.92	04/01/2021	ND	52.96	0.00	676.96
MW-62D	729.92	04/12/2021	ND	53.23	0.00	676.69
MW-62D	729.92	04/19/2021	ND	53.97	0.00	675.95
MW-62D	729.92	04/29/2021	ND	53.90	0.00	676.02
MW-62D	729.92	05/03/2021	ND	53.84	0.00	676.08
MW-62D	729.92	05/10/2021	ND	54.40	0.00	675.52
MW-62D	729.92	05/18/2021	ND	53.51	0.00	676.41
MW-62D	729.92	05/26/2021	ND	54.40	0.00	675.52
MW-62D	729.92	05/31/2021	ND	54.91	0.00	675.01
MW-62D	729.92	06/07/2021	ND	54.91	0.00	675.01
MW-62D	729.92	06/14/2021	ND	55.10	0.00	674.82
MW-62D	729.92	06/21/2021	ND	54.51	0.00	675.41
MW-62D	729.92	07/01/2021	ND	54.61	0.00	675.31
MW-62D	729.92	07/06/2021	ND	55.07	0.00	674.85
MW-62D	729.92	07/14/2021	ND	55.17	0.00	674.75

Table 3
Summary of Monitoring Well Gauging Data

Colonial Pipeline Company
2020-L1-SR2448
Huntersville, North Carolina

Well ID	Top Of Casing Elevation[1]	Date	Depth to Free Product (ft btoc)	Depth to Groundwater (ft btoc)	Free Product Thickness (ft)	Groundwater Elevation[2] (ft btoc)
MW-62D	729.92	07/28/2021	ND	55.50	0.00	674.42
MW-62D	729.92	08/02/2021	ND	55.43	0.00	674.49
MW-62D	729.92	08/16/2021	ND	55.92	0.00	674.00
MW-62D	729.92	08/26/2021	ND	55.83	0.00	674.09
MW-62D	729.92	08/30/2021	ND	56.36	0.00	673.56
MW-62D	729.92	09/14/2021	ND	56.26	0.00	673.66
MW-62D	729.92	09/23/2021	ND	56.42	0.00	673.50
MW-62D	729.92	10/01/2021	ND	37.31	0.00	692.61
MW-62D	729.92	10/06/2021	ND	57.29	0.00	672.63
MW-62D	729.92	10/12/2021	ND	59.48	0.00	670.44
MW-62D	729.92	10/18/2021	ND	58.05	0.00	671.87
MW-62D	729.92	10/27/2021	ND	57.16	0.00	672.76
MW-62D	729.92	11/01/2021	ND	57.08	0.00	672.84
MW-62D	729.92	11/15/2021	ND	57.52	0.00	672.40
MW-62D	729.92	11/22/2021	ND	57.24	0.00	672.68
MW-62D	729.92	11/30/2021	ND	57.58	0.00	672.34
MW-62D	729.92	12/06/2021	ND	57.75	0.00	672.17
MW-62D	729.92	12/13/2021	ND	57.66	0.00	672.26
MW-62D	729.92	12/20/2021	ND	57.10	0.00	672.82
MW-62D	729.93	12/28/2021	ND	57.50	0.00	672.43
MW-62D	729.93	01/04/2022	ND	57.88	0.00	672.05
MW-62D	729.93	01/10/2022	ND	57.42	0.00	672.51
MW-62D	729.93	01/27/2022	ND	57.12	0.00	672.81
MW-62D	729.93	01/31/2022	ND	57.75	0.00	672.18
MW-62D	729.93	02/09/2022	ND	57.47	0.00	672.46
MW-62D	729.93	02/14/2022	ND	57.52	0.00	672.41
MW-65D						
MW-65D	714.15	12/26/2020	ND	23.15	0.00	691.00
MW-65D	714.15	01/10/2021	ND	22.93	0.00	691.22
MW-65D	714.15	01/19/2021	ND	22.95	0.00	691.20
MW-65D	714.15	02/01/2021	ND	22.76	0.00	691.39
MW-65D	714.15	02/08/2021	ND	22.89	0.00	691.26
MW-65D	714.15	02/16/2021	ND	22.62	0.00	691.53
MW-65D	714.15	02/22/2021	ND	22.53	0.00	691.62
MW-65D	714.15	03/04/2021	ND	22.31	0.00	691.84
MW-65D	714.15	03/08/2021	ND	22.38	0.00	691.77
MW-65D	714.15	03/15/2021	ND	22.22	0.00	691.93
MW-65D	714.15	03/22/2021	ND	22.12	0.00	692.03
MW-65D	714.15	04/01/2021	ND	21.79	0.00	692.36
MW-65D	714.15	04/12/2021	ND	21.78	0.00	692.37
MW-65D	714.15	04/19/2021	ND	21.75	0.00	692.40
MW-65D	714.15	04/29/2021	ND	21.78	0.00	692.37
MW-65D	714.15	05/03/2021	ND	21.79	0.00	692.36
MW-65D	714.15	05/10/2021	ND	21.94	0.00	692.21
MW-65D	714.15	05/18/2021	ND	22.14	0.00	692.01

Table 3
Summary of Monitoring Well Gauging Data

Colonial Pipeline Company
2020-L1-SR2448
Huntersville, North Carolina

Well ID	Top Of Casing Elevation[1]	Date	Depth to Free Product (ft btoc)	Depth to Groundwater (ft btoc)	Free Product Thickness (ft)	Groundwater Elevation[2] (ft btoc)
MW-65D	714.15	05/26/2021	ND	22.23	0.00	691.92
MW-65D	714.15	05/31/2021	ND	22.43	0.00	691.72
MW-65D	714.15	06/07/2021	ND	22.51	0.00	691.64
MW-65D	714.15	06/14/2021	ND	22.57	0.00	691.58
MW-65D	714.15	06/21/2021	ND	22.72	0.00	691.43
MW-65D	714.15	07/01/2021	ND	22.86	0.00	691.29
MW-65D	714.15	07/06/2021	ND	23.05	0.00	691.10
MW-65D	714.15	07/14/2021	ND	23.23	0.00	690.92
MW-65D	714.15	07/28/2021	ND	23.31	0.00	690.84
MW-65D	714.15	08/02/2021	ND	23.48	0.00	690.67
MW-65D	714.15	08/16/2021	ND	23.73	0.00	690.42
MW-65D	714.15	08/26/2021	ND	23.92	0.00	690.23
MW-65D	714.15	08/30/2021	ND	23.98	0.00	690.17
MW-65D	714.15	09/14/2021	ND	24.33	0.00	689.82
MW-65D	714.15	09/23/2021	ND	24.55	0.00	689.60
MW-65D	714.15	10/01/2021	ND	24.68	0.00	689.47
MW-65D	714.15	10/06/2021	ND	23.91	0.00	690.24
MW-65D	714.15	10/12/2021	ND	25.87	0.00	688.28
MW-65D	714.15	10/18/2021	ND	25.06	0.00	689.09
MW-65D	714.15	10/27/2021	ND	25.23	0.00	688.92
MW-65D	714.15	11/01/2021	ND	25.41	0.00	688.74
MW-65D	714.15	11/15/2021	ND	25.63	0.00	688.52
MW-65D	714.15	11/22/2021	ND	25.83	0.00	688.32
MW-65D	714.15	11/30/2021	ND	25.91	0.00	688.24
MW-65D	714.42	12/06/2021	ND	26.06	0.00	688.36
MW-65D	714.42	12/13/2021	ND	26.28	0.00	688.14
MW-65D	714.42	12/20/2021	ND	26.32	0.00	688.10
MW-65D	714.42	12/28/2021	ND	26.40	0.00	688.02
MW-65D	714.42	01/04/2022	ND	26.54	0.00	687.88
MW-65D	714.42	01/10/2022	ND	26.63	0.00	687.79
MW-65D	714.42	01/27/2022	ND	23.79	0.00	690.63
MW-65D	714.42	01/31/2022	ND	26.85	0.00	687.57
MW-65D	714.42	02/09/2022	ND	26.86	0.00	687.56
MW-65D	714.42	02/14/2022	ND	26.97	0.00	687.45
MW-79D						
MW-79D	720.52	03/04/2021	ND	85.61	0.00	634.91
MW-79D	720.52	03/08/2021	ND	42.71	0.00	677.81
MW-79D	720.52	03/15/2021	ND	44.79	0.00	675.73
MW-79D	720.52	03/22/2021	ND	44.53	0.00	675.99
MW-79D	721.56	04/01/2021	ND	40.69	0.00	680.87
MW-79D	721.56	04/12/2021	ND	41.05	0.00	680.51
MW-79D	721.56	04/19/2021	ND	41.85	0.00	679.71
MW-79D	721.56	04/29/2021	ND	41.85	0.00	679.71
MW-79D	721.56	05/03/2021	ND	41.76	0.00	679.80
MW-79D	717.32	05/10/2021	ND	41.31	0.00	676.01

Table 3
Summary of Monitoring Well Gauging Data

Colonial Pipeline Company
2020-L1-SR2448
Huntersville, North Carolina

Well ID	Top Of Casing Elevation[1]	Date	Depth to Free Product (ft btoc)	Depth to Groundwater (ft btoc)	Free Product Thickness (ft)	Groundwater Elevation[2] (ft btoc)
MW-79D	717.32	05/18/2021	ND	41.47	0.00	675.85
MW-79D	717.32	05/26/2021	ND	42.37	0.00	674.95
MW-79D	717.32	05/31/2021	ND	42.88	0.00	674.44
MW-79D	717.32	06/07/2021	ND	42.88	0.00	674.44
MW-79D	717.32	06/14/2021	ND	43.04	0.00	674.28
MW-79D	717.32	06/21/2021	ND	42.46	0.00	674.86
MW-79D	717.32	07/01/2021	ND	42.60	0.00	674.72
MW-79D	717.32	07/06/2021	ND	43.02	0.00	674.30
MW-79D	717.32	07/14/2021	ND	43.17	0.00	674.15
MW-79D	717.32	07/28/2021	ND	43.44	0.00	673.88
MW-79D	717.32	08/02/2021	ND	43.38	0.00	673.94
MW-79D	717.32	08/16/2021	ND	43.92	0.00	673.40
MW-79D	717.32	08/26/2021	ND	43.69	0.00	673.63
MW-79D	717.32	08/30/2021	ND	44.44	0.00	672.88
MW-79D	717.32	09/14/2021	ND	44.29	0.00	673.03
MW-79D	717.32	09/23/2021	ND	44.28	0.00	673.04
MW-79D	717.32	10/01/2021	ND	45.26	0.00	672.06
MW-79D	717.32	10/06/2021	ND	45.34	0.00	671.98
MW-79D	717.32	10/12/2021	ND	47.16	0.00	670.16
MW-79D	717.32	10/18/2021	ND	45.97	0.00	671.35
MW-79D	717.32	10/27/2021	ND	45.10	0.00	672.22
MW-79D	717.32	11/01/2021	ND	44.99	0.00	672.33
MW-79D	717.32	11/15/2021	ND	45.50	0.00	671.82
MW-79D	717.32	11/22/2021	ND	45.32	0.00	672.00
MW-79D	717.32	11/30/2021	ND	45.34	0.00	671.98
MW-79D	717.51	12/06/2021	ND	45.70	0.00	671.81
MW-79D	717.51	12/13/2021	ND	45.56	0.00	671.95
MW-79D	717.51	12/20/2021	ND	45.00	0.00	672.51
MW-79D	717.51	12/28/2021	ND	45.34	0.00	672.17
MW-79D	717.51	01/04/2022	ND	45.78	0.00	671.73
MW-79D	717.51	01/10/2022	ND	45.95	0.00	671.56
MW-79D	717.51	01/27/2022	ND	44.98	0.00	672.53
MW-79D	717.51	01/31/2022	ND	45.67	0.00	671.84
MW-79D	717.51	02/09/2022	ND	45.31	0.00	672.20
MW-79D	717.51	02/14/2022	ND	45.38	0.00	672.13
MW-81D						
MW-81D	720.45	06/21/2021	ND	45.24	0.00	675.21
MW-81D	720.45	07/01/2021	ND	45.38	0.00	675.07
MW-81D	720.45	07/06/2021	ND	45.87	0.00	674.58
MW-81D	720.45	07/14/2021	ND	45.97	0.00	674.48
MW-81D	720.45	07/28/2021	ND	46.16	0.00	674.29
MW-81D	720.45	08/02/2021	ND	46.24	0.00	674.21
MW-81D	720.45	08/16/2021	ND	46.74	0.00	673.71
MW-81D	720.45	08/26/2021	ND	46.60	0.00	673.85
MW-81D	720.45	08/30/2021	ND	47.30	0.00	673.15

Table 3
Summary of Monitoring Well Gauging Data

Colonial Pipeline Company
2020-L1-SR2448
Huntersville, North Carolina

Well ID	Top Of Casing Elevation[1]	Date	Depth to Free Product (ft btoc)	Depth to Groundwater (ft btoc)	Free Product Thickness (ft)	Groundwater Elevation[2] (ft btoc)
MW-81D	720.45	09/14/2021	ND	47.07	0.00	673.38
MW-81D	720.45	09/23/2021	ND	47.20	0.00	673.25
MW-81D	720.45	10/01/2021	ND	47.33	0.00	673.12
MW-81D	720.45	10/06/2021	ND	48.09	0.00	672.36
MW-81D	720.45	10/12/2021	ND	49.47	0.00	670.98
MW-81D	720.45	10/18/2021	ND	48.76	0.00	671.69
MW-81D	720.45	10/27/2021	ND	48.18	0.00	672.27
MW-81D	720.45	11/01/2021	ND	47.86	0.00	672.59
MW-81D	720.45	11/15/2021	ND	48.32	0.00	672.13
MW-81D	720.45	11/22/2021	ND	48.20	0.00	672.25
MW-81D	720.45	11/30/2021	ND	48.24	0.00	672.21
MW-81D	720.45	12/06/2021	ND	48.55	0.00	671.90
MW-81D	720.45	12/13/2021	ND	48.23	0.00	672.22
MW-81D	720.45	12/20/2021	ND	48.03	0.00	672.42
MW-81D	720.45	12/28/2021	ND	48.43	0.00	672.02
MW-81D	720.45	01/04/2022	ND	48.54	0.00	671.91
MW-81D	720.45	01/10/2022	ND	49.03	0.00	671.42
MW-81D	720.45	01/27/2022	ND	47.82	0.00	672.63
MW-81D	720.45	01/31/2022	ND	48.50	0.00	671.95
MW-81D	720.45	02/09/2022	ND	48.18	0.00	672.27
MW-81D	720.45	02/14/2022	ND	48.25	0.00	672.20
MW-89D						
MW-89D	731.52	08/30/2021	ND	47.35	0.00	684.17
MW-89D	731.52	09/14/2021	ND	49.07	0.00	682.45
MW-89D	731.52	09/23/2021	ND	49.29	0.00	682.23
MW-89D	731.52	10/01/2021	ND	49.51	0.00	682.01
MW-89D	731.52	10/06/2021	ND	49.50	0.00	682.02
MW-89D	731.52	10/12/2021	ND	49.65	0.00	681.87
MW-89D	731.52	10/18/2021	ND	49.86	0.00	681.66
MW-89D	731.52	10/27/2021	ND	50.03	0.00	681.49
MW-89D	731.52	11/01/2021	ND	49.70	0.00	681.82
MW-89D	731.52	11/15/2021	ND	14.78	0.00	716.74
MW-89D	731.52	11/22/2021	ND	103.03	0.00	628.49
MW-89D	731.52	11/30/2021	ND	102.92	0.00	628.60
MW-89D	734.72	12/06/2021	ND	106.68	0.00	628.04
MW-89D	734.72	12/13/2021	ND	106.10	0.00	628.62
MW-89D	734.72	12/20/2021	ND	106.52	0.00	628.20
MW-89D	734.72	12/28/2021	ND	106.43	0.00	628.29
MW-89D	734.72	01/04/2022	ND	106.41	0.00	628.31
MW-89D	734.72	01/10/2022	ND	109.75	0.00	624.97
MW-89D	734.72	01/27/2022	ND	109.88	0.00	624.84
MW-89D	734.72	01/31/2022	ND	109.59	0.00	625.13
MW-89D	734.72	02/09/2022	ND	110.95	0.00	623.77
MW-89D	734.72	02/14/2022	ND	110.92	0.00	623.80

Table 3
Summary of Monitoring Well Gauging Data

Colonial Pipeline Company
2020-L1-SR2448
Huntersville, North Carolina

Well ID	Top Of Casing Elevation[1]	Date	Depth to Free Product (ft btoc)	Depth to Groundwater (ft btoc)	Free Product Thickness (ft)	Groundwater Elevation[2] (ft btoc)
MW-90D						
MW-90D	730.09	05/26/2021	35.13	45.41	10.28	692.21
MW-90D	730.09	05/31/2021	ARP	ARP	ARP	ARP
MW-90D	730.09	06/07/2021	ARP	ARP	ARP	ARP
MW-90D	730.09	06/14/2021	ARP	ARP	ARP	ARP
MW-90D	730.09	06/21/2021	ARP	ARP	ARP	ARP
MW-90D	730.09	07/01/2021	34.41	45.77	11.36	692.64
MW-90D	730.09	07/06/2021	ARP	ARP	ARP	ARP
MW-90D	730.09	07/14/2021	37.54	39.02	1.48	692.15
MW-90D	730.09	07/28/2021	38.20	39.42	1.22	691.56
MW-90D	730.09	08/16/2021	ARP	ARP	ARP	ARP
MW-90D	730.09	08/26/2021	48.95	50.70	1.75	680.67
MW-90D	730.09	08/30/2021	ARP	ARP	ARP	ARP
MW-90D	730.09	09/16/2021	40.58	40.74	0.16	689.47
MW-90D	730.09	09/23/2021	40.48	41.69	1.21	689.29
MW-90D	730.09	10/12/2021	ARP	ARP	ARP	ARP
MW-90D	730.09	10/18/2021	ARP	ARP	ARP	ARP
MW-90D	730.09	10/27/2021	41.60	42.66	1.06	688.21
MW-90D	730.09	11/01/2021	ARP	ARP	ARP	ARP
MW-90D	730.09	11/30/2021	42.50	43.79	1.29	687.24
MW-90D	730.09	12/06/2021	ARP	ARP	ARP	ARP
MW-90D	730.09	12/13/2021	ARP	ARP	ARP	ARP
MW-90D	730.09	12/20/2021	ARP	ARP	ARP	ARP
MW-90D	730.09	12/28/2021	43.53	45.06	1.53	686.15
MW-90D	730.09	01/04/2022	ARP	ARP	ARP	ARP
MW-90D	730.09	01/10/2022	ARP	ARP	ARP	ARP
MW-90D	730.09	01/27/2022	ND	45.05	0.00	685.04
MW-90D	730.09	01/31/2022	ARP	ARP	ARP	ARP
MW-90D	730.09	02/09/2022	ARP	ARP	ARP	ARP
MW-90D	730.09	02/14/2022	ARP	ARP	ARP	ARP
MW-90DD						
MW-90DD	731.00	09/23/2021	ND	122.45	0.00	608.55
MW-90DD	731.00	10/01/2021	ND	98.93	0.00	632.07
MW-90DD	731.00	10/06/2021	ND	91.89	0.00	639.11
MW-90DD	731.00	10/12/2021	ND	78.43	0.00	652.57
MW-90DD	731.00	10/18/2021	ND	70.84	0.00	660.16
MW-90DD	731.00	10/27/2021	ND	63.45	0.00	667.55
MW-90DD	731.00	11/01/2021	ND	59.85	0.00	671.15
MW-90DD	731.00	11/15/2021	ND	55.78	0.00	675.22
MW-90DD	731.00	11/22/2021	ND	57.29	0.00	673.71
MW-90DD	731.00	11/30/2021	ND	55.71	0.00	675.29
MW-90DD	731.00	12/06/2021	ND	44.11	0.00	686.89
MW-90DD	731.00	12/13/2021	ND	162.00	0.00	569.00
MW-90DD	731.00	12/20/2021	ND	185.62	0.00	545.38
MW-90DD	731.00	12/28/2021	ND	177.16	0.00	553.84

Table 3
Summary of Monitoring Well Gauging Data

Colonial Pipeline Company
2020-L1-SR2448
Huntersville, North Carolina

Well ID	Top Of Casing Elevation[1]	Date	Depth to Free Product (ft btoc)	Depth to Groundwater (ft btoc)	Free Product Thickness (ft)	Groundwater Elevation[2] (ft btoc)
MW-90DD	731.00	01/04/2022	ND	170.45	0.00	560.55
MW-90DD	731.00	01/10/2022	ND	181.82	0.00	549.18
MW-90DD	731.00	01/27/2022	ND	170.24	0.00	560.76
MW-90DD	731.00	01/31/2022	ND	167.75	0.00	563.25
MW-90DD	731.00	02/09/2022	ND	178.73	0.00	552.27
MW-90DD	731.00	02/14/2022	ND	175.72	0.00	555.28
MW-91D						
MW-91D	735.84	05/26/2021	38.46	53.25	14.79	693.42
MW-91D	735.84	05/31/2021	ARP	ARP	ARP	ARP
MW-91D	735.84	06/07/2021	ARP	ARP	ARP	ARP
MW-91D	735.84	06/14/2021	ARP	ARP	ARP	ARP
MW-91D	735.84	06/21/2021	ARP	ARP	ARP	ARP
MW-91D	735.84	07/01/2021	40.93	47.81	6.88	693.07
MW-91D	735.84	07/06/2021	ARP	ARP	ARP	ARP
MW-91D	735.84	07/14/2021	42.86	44.65	1.79	692.50
MW-91D	735.84	07/28/2021	43.45	45.05	1.60	691.96
MW-91D	735.84	08/16/2021	ARP	ARP	ARP	ARP
MW-91D	735.84	08/26/2021	NP	45.24	0.00	690.60
MW-91D	735.84	08/30/2021	ARP	ARP	ARP	ARP
MW-91D	735.84	09/16/2021	45.49	46.92	1.43	689.97
MW-91D	735.84	09/23/2021	45.43	47.05	1.62	689.98
MW-91D	735.84	10/12/2021	ARP	ARP	ARP	ARP
MW-91D	735.84	10/18/2021	ARP	ARP	ARP	ARP
MW-91D	735.84	10/27/2021	46.53	48.00	1.47	688.92
MW-91D	735.84	11/01/2021	ARP	ARP	ARP	ARP
MW-91D	735.84	11/30/2021	47.60	48.92	1.32	687.89
MW-91D	735.84	12/06/2021	ARP	ARP	ARP	ARP
MW-91D	735.84	12/13/2021	ARP	ARP	ARP	ARP
MW-91D	735.84	12/20/2021	ARP	ARP	ARP	ARP
MW-91D	735.84	12/28/2021	48.54	49.82	1.28	686.96
MW-91D	735.84	01/04/2022	ARP	ARP	ARP	ARP
MW-91D	735.84	01/10/2022	ARP	ARP	ARP	ARP
MW-91D	735.84	01/27/2022	49.63	51.13	1.50	685.81
MW-91D	735.84	01/31/2022	ARP	ARP	ARP	ARP
MW-91D	735.84	02/09/2022	ARP	ARP	ARP	ARP
MW-91D	735.84	02/14/2022	ARP	ARP	ARP	ARP
MW-91DD						
MW-91DD	735.19	09/23/2021	ND	196.36	0.00	538.83
MW-91DD	735.19	10/01/2021	ND	190.38	0.00	544.81
MW-91DD	735.19	10/06/2021	ND	193.16	0.00	542.03
MW-91DD	735.19	10/12/2021	ND	187.03	0.00	548.16
MW-91DD	735.19	10/18/2021	ND	182.15	0.00	553.04
MW-91DD	735.19	10/27/2021	ND	175.43	0.00	559.76
MW-91DD	735.19	11/01/2021	ND	171.59	0.00	563.60
MW-91DD	735.19	11/15/2021	ND	174.39	0.00	560.80

Table 3
Summary of Monitoring Well Gauging Data

Colonial Pipeline Company
2020-L1-SR2448
Huntersville, North Carolina

Well ID	Top Of Casing Elevation[1]	Date	Depth to Free Product (ft btoc)	Depth to Groundwater (ft btoc)	Free Product Thickness (ft)	Groundwater Elevation[2] (ft btoc)
MW-91DD	735.19	11/22/2021	ND	169.57	0.00	565.62
MW-91DD	735.19	11/30/2021	ND	164.51	0.00	570.68
MW-91DD	735.19	12/06/2021	ND	159.75	0.00	575.44
MW-91DD	735.19	12/13/2021	ND	193.76	0.00	541.43
MW-91DD	735.19	12/20/2021	ND	194.06	0.00	541.13
MW-91DD	735.19	12/28/2021	ND	192.97	0.00	542.22
MW-91DD	735.19	01/04/2022	ND	192.16	0.00	543.03
MW-91DD	735.19	01/10/2022	ND	192.09	0.00	543.10
MW-91DD	735.19	01/27/2022	ND	190.22	0.00	544.97
MW-91DD	735.19	01/31/2022	ND	189.75	0.00	545.44
MW-91DD	735.19	02/09/2022	ND	192.35	0.00	542.84
MW-91DD	735.19	02/14/2022	ND	191.78	0.00	543.41
MW-97D						
MW-97D	699.32	10/18/2021	ND	23.42	0.00	675.90
MW-97D	699.32	10/27/2021	ND	23.35	0.00	675.97
MW-97D	699.32	11/01/2021	ND	23.63	0.00	675.69
MW-97D	699.32	11/15/2021	ND	27.44	0.00	671.88
MW-97D	699.32	11/22/2021	ND	26.64	0.00	672.68
MW-97D	699.32	11/30/2021	ND	26.69	0.00	672.63
MW-97D	699.32	12/06/2021	ND	27.09	0.00	672.23
MW-97D	699.32	12/13/2021	ND	27.29	0.00	672.03
MW-97D	699.32	12/20/2021	ND	27.50	0.00	671.82
MW-97D	699.32	12/28/2021	ND	27.17	0.00	672.15
MW-97D	699.32	01/04/2022	ND	27.87	0.00	671.45
MW-97D	699.32	01/10/2022	ND	28.01	0.00	671.31
MW-97D	699.32	01/27/2022	ND	27.62	0.00	671.70
MW-97D	699.32	01/31/2022	ND	27.72	0.00	671.60
MW-97D	699.32	02/09/2022	ND	27.86	0.00	671.46
MW-97D	699.32	02/14/2022	ND	28.14	0.00	671.18

Notes:

ft btoc = Feet Below Top of Casing

N/A = Not Applicable

MW = Monitoring Well

ND = Not Detected

ARP = Active Recovery Pump in Well

NM = Not Measured

[1] = Elevations surveyed in feet using the NAVD88 vertical datum

[2] = Corrected Groundwater Elevation = (Top of Casing - Depth to Water) + (Free Product Thickness x 0.7324)

Table 4
Summary of Recovery Well Gauging Data

Colonial Pipeline Company
2020-L1-SR2448
Huntersville, North Carolina

Well ID	Top Of Casing Elevation[1]	Date	Depth to Free Product (ft btoc)	Depth to Groundwater (ft btoc)	Free Product Thickness (ft)	Groundwater Elevation[2] (ft btoc)
RW-01						
RW-01	733.43	09/01/2020	28.60	36.95	8.35	702.59
RW-01	733.43	09/03/2020	30.60	35.95	5.35	701.39
RW-01	733.43	09/05/2020	29.11	37.05	7.94	702.19
RW-01	733.43	09/08/2020	29.40	36.95	7.55	702.00
RW-01	733.43	09/09/2020	29.50	37.10	7.60	701.89
RW-01	733.43	09/12/2020	30.00	36.95	6.95	701.57
RW-01	733.43	09/14/2020	30.00	37.20	7.20	701.50
RW-01	733.43	09/18/2020	30.80	37.00	6.20	700.97
RW-01	733.43	09/28/2020	31.15	37.00	5.85	700.71
RW-01	733.43	10/02/2020	31.30	37.15	5.85	700.56
RW-01	733.43	10/07/2020	31.65	37.20	5.55	700.29
RW-01	733.43	10/19/2020	32.12	37.00	4.88	700.00
RW-01	733.43	11/09/2020	33.10	37.13	4.03	699.25
RW-01	733.43	11/23/2020	33.45	37.18	3.73	698.98
RW-01	733.43	12/26/2020	32.81	32.82	0.01	700.61
RW-01	733.43	02/01/2021	33.57	35.48	1.91	699.34
RW-01	732.08	03/04/2021	34.24	35.71	1.47	697.45
RW-01	732.08	04/01/2021	35.21	35.72	0.51	696.74
RW-01	732.08	04/29/2021	35.11	35.73	0.62	696.81
RW-01	732.08	05/26/2021	Dry	Dry	Dry	Dry
RW-01	732.08	05/31/2021	Dry	Dry	Dry	Dry
RW-01	732.08	06/09/2021	Dry	Dry	Dry	Dry
RW-01	732.08	07/01/2021	Dry	Dry	Dry	Dry
RW-01	732.08	07/14/2021	Dry	Dry	Dry	Dry
RW-01	732.08	07/28/2021	Dry	Dry	Dry	Dry
RW-01	732.08	08/26/2021	Dry	Dry	Dry	Dry
RW-01	732.08	09/16/2021	Dry	Dry	Dry	Dry
RW-01	732.08	09/23/2021	Dry	Dry	Dry	Dry
RW-01	732.08	10/27/2021	Dry	Dry	Dry	Dry
RW-01	732.08	11/30/2021	Dry	Dry	Dry	Dry
RW-01	732.08	12/28/2021	Dry	Dry	Dry	Dry
RW-01	732.08	01/27/2022	Dry	Dry	Dry	Dry
RW-02						
RW-02	731.66	09/01/2020	27.30	39.60	12.30	701.07
RW-02	731.66	09/05/2020	27.66	39.67	12.01	700.79
RW-02	731.66	09/08/2020	27.90	39.65	11.75	700.62
RW-02	731.66	09/09/2020	28.65	39.65	11.00	700.07
RW-02	731.66	09/12/2020	28.43	38.95	10.52	700.41
RW-02	731.66	09/14/2020	28.43	39.70	11.27	700.21
RW-02	731.66	09/18/2020	29.10	38.60	9.50	700.02
RW-02	731.66	09/28/2020	29.52	39.42	9.90	699.49
RW-02	731.66	10/02/2020	29.70	39.70	10.00	699.28
RW-02	731.66	10/07/2020	30.04	39.68	9.64	699.04
RW-02	731.66	10/19/2020	30.45	39.65	9.20	698.75

Table 4
Summary of Recovery Well Gauging Data

Colonial Pipeline Company
2020-L1-SR2448
Huntersville, North Carolina

Well ID	Top Of Casing Elevation[1]	Date	Depth to Free Product (ft btoc)	Depth to Groundwater (ft btoc)	Free Product Thickness (ft)	Groundwater Elevation[2] (ft btoc)
RW-02	731.66	11/09/2020	31.38	39.65	8.27	698.07
RW-02	731.66	11/23/2020	ND	31.80	0.00	699.86
RW-02	731.66	12/26/2020	ND	37.81	0.00	693.85
RW-02	731.66	02/01/2021	ND	33.39	0.00	698.27
RW-02	732.05	03/04/2021	33.97	38.32	4.35	696.92
RW-02	732.05	04/01/2021	34.79	36.17	1.38	696.89
RW-02	732.05	04/29/2021	34.82	35.40	0.58	697.07
RW-02	732.05	05/26/2021	35.57	36.50	0.93	696.23
RW-02	732.05	06/09/2021	36.00	36.92	0.92	695.80
RW-02	732.05	07/01/2021	36.53	37.13	0.60	695.36
RW-02	732.05	07/14/2021	36.98	37.73	0.75	694.86
RW-02	732.05	07/28/2021	37.23	38.06	0.83	694.60
RW-02	732.05	08/26/2021	37.65	38.83	1.18	694.09
RW-02	732.05	09/16/2021	ND	37.82	0.00	694.23
RW-02	732.05	09/23/2021	37.83	39.95	2.12	693.66
RW-02	732.05	10/27/2021	38.53	NW		NW
RW-02	732.05	11/30/2021	Dry	Dry	Dry	Dry
RW-02	732.05	12/28/2021	39.78	39.96	0.18	692.22
RW-02	732.05	01/27/2022	Dry	Dry	Dry	Dry
RW-03						
RW-03	731.51	09/01/2020	34.15	37.55	3.40	696.45
RW-03	731.51	09/03/2020	37.20	37.26	0.06	694.30
RW-03	731.51	09/05/2020	35.50	37.44	1.94	695.49
RW-03	731.51	09/08/2020	34.80	35.95	1.15	696.40
RW-03	731.51	09/09/2020	33.95	38.80	4.85	696.26
RW-03	731.51	09/11/2020	34.92	36.60	1.68	696.14
RW-03	731.51	09/12/2020	34.85	36.35	1.50	696.26
RW-03	731.51	09/14/2020	33.91	36.97	3.06	696.78
RW-03	731.51	09/18/2020	34.20	37.10	2.90	696.54
RW-03	731.51	09/28/2020	33.85	37.55	3.70	696.67
RW-03	731.51	10/02/2020	34.72	38.17	3.45	695.87
RW-03	731.51	10/06/2020	33.55	38.80	5.25	696.56
RW-03	731.51	10/19/2020	33.00	38.89	5.89	696.94
RW-03	731.51	11/09/2020	33.31	38.84	5.53	696.72
RW-03	731.51	12/26/2020	31.85	36.45	4.60	698.43
RW-03	731.51	02/01/2021	31.66	36.52	4.86	698.55
RW-03	731.51	03/04/2021	32.01	36.53	4.52	698.29
RW-03	731.51	04/01/2021	ND	32.31	0.00	699.20
RW-03	731.51	04/29/2021	32.05	36.54	4.49	698.26
RW-03	731.51	05/26/2021	32.51	38.00	5.49	697.53
RW-03	731.51	06/09/2021	32.67	36.60	3.93	697.79
RW-03	731.51	07/01/2021	33.08	NW	>3.92	NW
RW-03	731.51	07/14/2021	33.31	36.51	3.20	697.35
RW-03	731.51	07/28/2021	33.75	NW	>3.20	NW
RW-03	731.51	08/26/2021	34.49	36.60	2.11	696.46

Table 4
Summary of Recovery Well Gauging Data

Colonial Pipeline Company
2020-L1-SR2448
Huntersville, North Carolina

Well ID	Top Of Casing Elevation[1]	Date	Depth to Free Product (ft btoc)	Depth to Groundwater (ft btoc)	Free Product Thickness (ft)	Groundwater Elevation[2] (ft btoc)
RW-03	731.51	09/16/2021	35.08	NW	>1.92	NW
RW-03	731.51	09/23/2021	35.37	36.59	1.22	695.82
RW-03	731.51	10/27/2021	36.48	NW	>1.93	NW
RW-03	731.51	11/30/2021	Dry	Dry	Dry	Dry
RW-03	731.51	12/28/2021	ND	36.66	0.00	694.85
RW-03	731.51	01/27/2022	Dry	Dry	Dry	Dry
RW-04						
RW-04	729.41	09/03/2020	36.10	37.60	1.50	692.91
RW-04	729.41	09/05/2020	32.10	35.81	3.71	696.32
RW-04	729.41	09/08/2020	31.35	36.20	4.85	696.76
RW-04	729.41	09/11/2020	31.85	34.85	3.00	696.76
RW-04	729.41	09/12/2020	32.60	35.15	2.55	696.13
RW-04	729.41	09/14/2020	31.00	35.00	4.00	697.34
RW-04	729.41	09/18/2020	30.60	33.80	3.20	697.95
RW-04	729.41	09/28/2020	28.00	36.70	8.70	699.08
RW-04	729.41	10/02/2020	27.93	37.00	9.07	699.05
RW-04	729.41	10/05/2020	28.20	36.95	8.75	698.87
RW-04	729.41	10/19/2020	28.60	37.00	8.40	698.56
RW-04	729.41	11/09/2020	30.16	36.18	6.02	697.64
RW-04	729.41	11/23/2020	30.00	36.54	6.54	697.66
RW-04	729.41	12/26/2020	38.25	47.20	8.95	688.76
RW-04	729.41	02/01/2021	30.99	33.05	2.06	697.87
RW-04	729.41	03/04/2021	32.28	35.51	3.23	696.26
RW-04	729.41	04/01/2021	ND	32.42	0.00	696.99
RW-04	729.41	04/29/2021	32.43	35.74	3.31	696.09
RW-04	729.41	05/26/2021	33.83	34.29	0.46	695.46
RW-04	729.41	06/09/2021	34.28	34.69	0.41	695.02
RW-04	729.41	07/01/2021	34.68	35.32	0.64	694.56
RW-04	729.41	07/14/2021	35.14	35.52	0.38	694.17
RW-04	729.41	07/28/2021	32.96	33.02	0.06	696.43
RW-04	729.41	08/26/2021	35.17	36.04	0.87	694.01
RW-04	729.41	09/16/2021	36.37	36.48	0.11	693.01
RW-04	729.41	09/23/2021	36.32	36.54	0.22	693.03
RW-04	729.41	10/27/2021	Dry	Dry	Dry	Dry
RW-04	729.41	11/30/2021	Dry	Dry	Dry	Dry
RW-04	729.41	12/28/2021	Dry	Dry	Dry	Dry
RW-04	729.41	01/27/2022	Dry	Dry	Dry	Dry
RW-05						
RW-05	726.29	09/01/2020	27.00	32.55	5.55	697.81
RW-05	726.29	09/03/2020	31.65	36.65	5.00	693.30
RW-05	726.29	09/05/2020	*26.75*	*33.31*	6.56	697.79
RW-05	726.29	09/08/2020	26.04	33.30	7.26	698.31
RW-05	726.29	09/11/2020	26.60	31.60	5.00	698.35
RW-05	726.29	09/12/2020	27.15	29.60	2.45	698.49
RW-05	726.29	09/14/2020	26.80	29.92	3.12	698.66

Table 4
Summary of Recovery Well Gauging Data

Colonial Pipeline Company
2020-L1-SR2448
Huntersville, North Carolina

Well ID	Top Of Casing Elevation[1]	Date	Depth to Free Product (ft btoc)	Depth to Groundwater (ft btoc)	Free Product Thickness (ft)	Groundwater Elevation[2] (ft btoc)
RW-05	726.29	09/18/2020	27.70	28.80	1.10	698.30
RW-05	726.29	09/28/2020	27.60	29.35	1.75	698.22
RW-05	726.29	10/02/2020	27.30	31.30	4.00	697.92
RW-05	726.29	10/05/2020	27.13	32.00	4.87	697.86
RW-05	726.29	10/19/2020	25.90	36.76	10.86	697.48
RW-05	726.29	11/09/2020	26.95	35.93	8.98	696.94
RW-05	726.29	11/23/2020	27.40	30.30	2.90	698.11
RW-05	726.29	12/26/2020	29.70	32.30	2.60	695.90
RW-05	726.29	02/01/2021	29.81	31.90	2.09	695.92
RW-05	726.29	03/04/2021	ND	30.03	0.00	696.26
RW-05	726.29	04/01/2021	ND	29.64	0.00	696.65
RW-05	726.29	04/29/2021	29.85	29.87	0.02	696.44
RW-05	726.29	05/26/2021	30.37	30.85	0.48	695.79
RW-05	726.29	06/09/2021	30.70	31.05	0.35	695.50
RW-05	726.29	07/01/2021	31.23	31.49	0.26	694.99
RW-05	726.29	07/14/2021	31.59	31.83	0.24	694.64
RW-05	726.29	07/28/2021	31.80	31.84	0.04	694.48
RW-05	726.29	08/26/2021	32.31	32.40	0.09	693.96
RW-05	726.29	09/16/2021	32.63	32.88	0.25	693.59
RW-05	726.29	09/23/2021	32.73	32.93	0.20	693.51
RW-05	726.29	10/27/2021	33.49	33.65	0.16	692.76
RW-05	726.29	11/30/2021	34.08	34.49	0.41	692.10
RW-05	726.29	12/28/2021	34.53	35.08	0.55	691.61
RW-05	726.29	01/27/2022	35.01	35.35	0.34	691.19
RW-06						
RW-06	734.78	09/01/2020	*37.65*	*43.85*	6.20	695.47
RW-06	734.78	09/03/2020	*44.70*	*45.10*	0.40	689.97
RW-06	734.78	09/05/2020	*38.33*	*43.73*	5.40	695.00
RW-06	734.78	09/08/2020	45.22	45.50	0.28	689.48
RW-06	734.78	09/09/2020	37.42	43.32	5.90	695.78
RW-06	734.78	09/11/2020	39.30	42.55	3.25	694.61
RW-06	734.78	09/12/2020	38.35	41.70	3.35	695.53
RW-06	734.78	09/14/2020	37.25	42.00	4.75	696.26
RW-06	734.78	09/18/2020	38.90	43.15	4.25	694.74
RW-06	734.78	09/28/2020	36.05	47.53	11.48	695.65
RW-06	734.78	10/02/2020	37.00	43.50	6.50	696.04
RW-06	734.78	10/05/2020	36.95	44.47	7.52	695.81
RW-06	734.78	10/19/2020	36.76	47.73	10.97	695.08
RW-06	734.78	11/09/2020	37.50	46.91	9.41	694.76
RW-06	734.78	11/23/2020	37.80	46.80	9.00	694.57
RW-06	734.78	12/26/2020	28.07	36.03	7.96	704.58
RW-06	734.78	02/01/2021	39.36	45.89	6.53	693.67
RW-06	734.78	03/04/2021	39.98	45.07	5.09	693.43
RW-06	734.78	04/01/2021	40.50	45.39	4.89	692.97
RW-06	734.78	04/29/2021	40.49	44.47	3.98	693.23

Table 4
Summary of Recovery Well Gauging Data

Colonial Pipeline Company
2020-L1-SR2448
Huntersville, North Carolina

Well ID	Top Of Casing Elevation[1]	Date	Depth to Free Product (ft btoc)	Depth to Groundwater (ft btoc)	Free Product Thickness (ft)	Groundwater Elevation[2] (ft btoc)
RW-06	734.78	05/26/2021	41.39	44.19	2.80	692.64
RW-06	734.78	06/09/2021	42.20	43.39	1.19	692.26
RW-06	734.78	07/01/2021	42.67	44.06	1.39	691.74
RW-06	734.78	07/14/2021	42.57	45.93	3.36	691.31
RW-06	734.78	07/28/2021	42.73	45.93	3.20	691.19
RW-06	734.78	08/26/2021	43.75	45.62	1.87	690.53
RW-06	734.78	09/16/2021	44.73	45.14	0.41	689.94
RW-06	734.78	09/23/2021	44.76	45.32	0.56	689.87
RW-06	734.78	10/27/2021	45.43	46.59	1.16	689.04
RW-06	734.78	11/30/2021	46.17	46.92	0.75	688.41
RW-06	734.78	12/28/2021	46.80	47.31	0.51	687.84
RW-06	734.78	01/27/2022	47.00	47.42	0.42	687.67
RW-07						
RW-07	726.92	09/05/2020	34.20	41.55	7.35	690.75
RW-07	726.92	09/08/2020	33.70	46.00	12.30	689.92
RW-07	726.92	09/09/2020	37.45	40.82	3.37	688.56
RW-07	726.92	09/10/2020	36.40	39.90	3.50	689.58
RW-07	726.92	09/12/2020	33.52	45.60	12.08	690.16
RW-07	726.92	09/14/2020	34.01	40.09	6.08	691.28
RW-07	726.92	09/18/2020	36.50	42.30	5.80	688.86
RW-07	726.92	09/28/2020	32.50	45.30	12.80	690.99
RW-07	726.92	10/02/2020	33.52	40.95	7.43	691.41
RW-07	726.92	10/06/2020	33.50	42.83	9.33	690.92
RW-07	726.92	10/19/2020	32.80	46.13	13.33	690.55
RW-07	726.92	11/09/2020	33.30	46.20	12.90	690.16
RW-07	726.92	11/23/2020	33.40	45.70	12.30	690.22
RW-07	726.92	10/21/2020	32.80	46.13	13.33	690.55
RW-07	726.92	12/26/2020	31.87	33.51	1.64	694.61
RW-07	726.92	02/01/2021	33.56	39.93	6.37	691.65
RW-07	726.92	03/04/2021	33.74	39.95	6.21	691.51
RW-07	726.92	04/01/2021	33.91	39.98	6.07	691.38
RW-07	726.92	04/29/2021	33.82	39.59	5.77	691.55
RW-07	726.92	05/26/2021	34.20	39.67	5.47	691.25
RW-07	726.92	06/09/2021	34.32	39.80	5.48	691.13
RW-07	726.92	07/01/2021	34.40	41.42	7.02	690.64
RW-07	726.92	07/14/2021	34.85	39.93	5.08	690.71
RW-07	726.92	07/28/2021	35.17	40.92	5.75	690.21
RW-07	726.92	08/26/2021	36.07	41.35	5.28	689.44
RW-07	726.92	09/16/2021	36.81	41.44	4.63	688.87
RW-07	726.92	09/23/2021	37.37	40.79	3.42	688.64
RW-07	726.92	10/27/2021	38.71	40.35	1.64	687.77
RW-07	726.92	11/30/2021	40.44	40.96	0.52	686.34
RW-07	726.92	12/28/2021	41.32	41.70	0.38	685.50
RW-07	726.92	01/27/2022	42.32	42.48	0.16	684.56

Table 4
Summary of Recovery Well Gauging Data

Colonial Pipeline Company
2020-L1-SR2448
Huntersville, North Carolina

Well ID	Top Of Casing Elevation[1]	Date	Depth to Free Product (ft btoc)	Depth to Groundwater (ft btoc)	Free Product Thickness (ft)	Groundwater Elevation[2] (ft btoc)
RW-08						
RW-08	730.40	09/06/2020	ND	38.36	0.00	692.04
RW-08	730.40	09/08/2020	ND	38.32	0.00	692.08
RW-08	730.40	09/14/2020	ND	31.89	0.00	698.51
RW-08	730.40	10/09/2020	ND	31.66	0.00	698.74
RW-08	730.40	10/19/2020	32.21	35.93	3.72	697.20
RW-08	730.40	11/09/2020	ND	33.42	0.00	696.98
RW-08	730.40	11/23/2020	33.56	35.98	2.42	696.20
RW-08	730.40	12/26/2020	ND	33.75	0.00	696.65
RW-08	730.40	01/19/2021	34.25	35.95	1.70	695.70
RW-08	730.40	01/25/2021	34.44	36.01	1.57	695.54
RW-08	730.40	02/01/2021	Dry	Dry	Dry	Dry
RW-08	730.40	02/08/2021	35.19	Dry	>0.92	Dry
RW-08	730.40	02/16/2021	35.44	36.01	0.57	694.81
RW-08	730.40	02/22/2021	ND	35.62	0.00	694.78
RW-08	730.40	03/04/2021	ND	35.88	0.00	694.52
RW-08	730.40	03/08/2021	ND	36.04	0.00	694.36
RW-08	730.40	03/15/2021	36.01	36.05	0.04	694.38
RW-08	730.40	04/01/2021	Dry	Dry	Dry	Dry
RW-08	730.40	04/12/2021	Dry	Dry	Dry	Dry
RW-08	730.40	04/19/2021	Dry	Dry	Dry	Dry
RW-08	730.40	04/29/2021	Dry	Dry	Dry	Dry
RW-08	730.40	05/03/2021	Dry	Dry	Dry	Dry
RW-08	730.40	05/10/2021	Dry	Dry	Dry	Dry
RW-08	730.40	05/18/2021	Dry	Dry	Dry	Dry
RW-08	730.40	05/26/2021	Dry	Dry	Dry	Dry
RW-08	730.40	05/31/2021	Dry	Dry	Dry	Dry
RW-08	730.40	06/09/2021	Dry	Dry	Dry	Dry
RW-08	730.40	06/14/2021	Dry	Dry	Dry	Dry
RW-08	730.40	06/21/2021	Dry	Dry	Dry	Dry
RW-08	730.40	07/01/2021	Dry	Dry	Dry	Dry
RW-08	730.40	07/06/2021	Dry	Dry	Dry	Dry
RW-08	730.40	07/14/2021	Dry	Dry	Dry	Dry
RW-08	730.40	07/28/2021	Dry	Dry	Dry	Dry
RW-08	730.40	08/16/2021	Dry	Dry	Dry	Dry
RW-08	730.40	08/26/2021	Dry	Dry	Dry	Dry
RW-08	730.40	08/30/2021	Dry	Dry	Dry	Dry
RW-08	730.40	09/16/2021	Dry	Dry	Dry	Dry
RW-08	730.40	09/23/2021	Dry	Dry	Dry	Dry
RW-08	730.40	10/06/2021	Dry	Dry	Dry	Dry
RW-08	730.40	10/12/2021	Dry	Dry	Dry	Dry
RW-08	730.40	10/27/2021	Dry	Dry	Dry	Dry
RW-08	730.40	11/01/2021	Dry	Dry	Dry	Dry
RW-08	730.40	11/15/2021	Dry	Dry	Dry	Dry
RW-08	730.40	11/22/2021	ND	34.14	0.00	696.26

Table 4
Summary of Recovery Well Gauging Data

Colonial Pipeline Company
2020-L1-SR2448
Huntersville, North Carolina

Well ID	Top Of Casing Elevation[1]	Date	Depth to Free Product (ft btoc)	Depth to Groundwater (ft btoc)	Free Product Thickness (ft)	Groundwater Elevation[2] (ft btoc)
RW-08	728.58	11/30/2021	Dry	Dry	Dry	Dry
RW-08	728.58	12/06/2021	Dry	Dry	Dry	Dry
RW-08	728.58	12/13/2021	Dry	Dry	Dry	Dry
RW-08	728.58	12/20/2021	Dry	Dry	Dry	Dry
RW-08	728.58	12/28/2021	Dry	Dry	Dry	Dry
RW-08	728.58	01/04/2022	Dry	Dry	Dry	Dry
RW-08	728.58	01/10/2022	Dry	Dry	Dry	Dry
RW-08	728.58	01/27/2022	Dry	Dry	Dry	Dry
RW-08	728.58	01/31/2022	Dry	Dry	Dry	Dry
RW-08	728.58	02/09/2022	Dry	Dry	Dry	Dry
RW-08	728.58	02/14/2022	Dry	Dry	Dry	Dry
RW-09						
RW-09	732.39	09/01/2020	29.95	39.55	9.60	699.87
RW-09	732.39	09/03/2020	37.55	37.85	0.30	694.76
RW-09	732.39	09/05/2020	29.88	41.42	11.54	699.42
RW-09	732.39	09/08/2020	30.50	38.05	7.55	699.87
RW-09	732.39	09/09/2020	30.20	40.10	9.90	699.54
RW-09	732.39	09/12/2020	31.07	39.46	8.39	699.07
RW-09	732.39	09/14/2020	30.15	37.85	7.70	700.18
RW-09	732.39	09/18/2020	31.30	37.50	6.20	699.43
RW-09	732.39	09/28/2020	37.70	38.53	0.83	694.46
RW-09	732.39	10/02/2020	30.10	42.80	12.70	698.89
RW-09	732.39	10/07/2020	31.10	40.20	9.10	698.85
RW-09	732.39	10/19/2020	31.13	42.88	11.75	698.11
RW-09	732.39	11/09/2020	32.05	42.90	10.85	697.43
RW-09	732.39	11/23/2020	32.31	42.93	10.62	697.24
RW-09	732.39	12/26/2020	31.02	39.58	8.56	699.08
RW-09	732.39	02/01/2021	31.21	37.90	6.69	699.39
RW-09	730.09	03/04/2021	31.61	36.26	4.65	697.24
RW-09	730.09	04/01/2021	32.33	34.98	2.65	697.05
RW-09	730.09	04/29/2021	32.09	34.78	2.69	697.28
RW-09	730.09	05/26/2021	32.77	35.35	2.58	696.63
RW-09	730.09	06/09/2021	33.29	34.77	1.48	696.40
RW-09	730.09	07/01/2021	33.78	36.00	2.22	695.72
RW-09	730.09	07/14/2021	33.94	36.63	2.69	695.43
RW-09	730.09	07/28/2021	34.29	36.55	2.26	695.20
RW-09	730.09	08/26/2021	34.87	37.13	2.26	694.62
RW-09	730.09	09/16/2021	35.69	39.89	4.20	693.28
RW-09	730.09	09/23/2021	36.05	36.58	0.53	693.90
RW-09	730.09	10/27/2021	36.98	37.34	0.36	693.01
RW-09	730.09	11/30/2021	34.42	38.53	4.11	694.57
RW-09	730.09	12/28/2021	37.92	39.31	1.39	691.80
RW-09	730.09	01/27/2022	38.03	40.52	2.49	691.39

Table 4
Summary of Recovery Well Gauging Data

Colonial Pipeline Company
2020-L1-SR2448
Huntersville, North Carolina

Well ID	Top Of Casing Elevation[1]	Date	Depth to Free Product (ft btoc)	Depth to Groundwater (ft btoc)	Free Product Thickness (ft)	Groundwater Elevation[2] (ft btoc)
RW-10						
RW-10	734.38	09/01/2020	19.95	33.10	13.15	710.91
RW-10	734.38	09/03/2020	25.85	33.40	7.55	706.51
RW-10	734.38	09/05/2020	29.20	33.60	4.40	704.00
RW-10	734.38	09/08/2020	29.60	34.00	4.40	703.60
RW-10	734.38	09/09/2020	29.85	34.53	4.68	703.28
RW-10	734.38	09/12/2020	30.50	33.50	3.00	703.08
RW-10	734.38	09/14/2020	30.20	33.40	3.20	703.32
RW-10	734.38	09/18/2020	31.60	33.40	1.80	702.30
RW-10	734.38	09/28/2020	31.45	33.00	1.55	702.51
RW-10	734.38	10/02/2020	31.73	33.43	1.70	702.19
RW-10	734.38	10/07/2020	32.10	33.40	1.30	701.93
RW-10	734.38	10/19/2020	32.72	33.31	0.59	701.50
RW-10	734.38	10/21/2020	32.72	33.31	0.59	701.50
RW-10	734.38	11/09/2020	ND	33.20	0.00	701.18
RW-10	734.38	11/23/2020	33.21	33.60	0.39	701.06
RW-10	734.38	12/26/2020	ND	30.56	0.00	703.82
RW-10	734.38	02/01/2021	ND	30.57	0.00	703.81
RW-10	731.87	03/04/2021	ND	30.57	0.00	701.30
RW-10	731.87	04/01/2021	ND	30.57	0.00	701.30
RW-10	731.87	04/29/2021	ND	30.80	0.00	701.07
RW-10	731.87	05/26/2021	Dry	Dry	Dry	Dry
RW-10	731.87	05/31/2021	Dry	Dry	Dry	Dry
RW-10	731.87	06/09/2021	Dry	Dry	Dry	Dry
RW-10	731.87	07/01/2021	Dry	Dry	Dry	Dry
RW-10	731.87	07/14/2021	Dry	Dry	Dry	Dry
RW-10	731.87	07/28/2021	ND	30.93	0.00	700.94
RW-10	731.87	08/26/2021	ND	30.81	0.00	701.06
RW-10	731.87	09/16/2021	ND	30.76	0.00	701.11
RW-10	731.87	09/23/2021	ND	30.68	0.00	701.19
RW-10	731.87	10/27/2021	ND	30.82	0.00	701.05
RW-10	731.87	11/30/2021	Dry	Dry	Dry	Dry
RW-10	731.87	12/28/2021	ND	30.77	0.00	701.10
RW-10	731.87	01/27/2022	ND	30.60	0.00	701.27
RW-11						
RW-11	725.94	09/06/2020	32.23	34.39	2.16	693.13
RW-11	725.94	09/08/2020	31.60	32.80	1.20	694.02
RW-11	725.94	09/14/2020	28.85	31.62	2.77	696.35
RW-11	725.94	09/18/2020	ND	34.00	0.00	691.94
RW-11	725.94	09/28/2020	29.90	31.90	2.00	695.50
RW-11	725.94	10/02/2020	32.30	32.60	0.30	693.56
RW-11	725.94	10/05/2020	27.70	34.10	6.40	696.53
RW-11	725.94	10/19/2020	27.70	31.27	3.57	697.28
RW-11	725.94	11/09/2020	28.33	31.14	2.81	696.86
RW-11	725.94	11/23/2020	28.61	29.80	1.19	697.01

Table 4
Summary of Recovery Well Gauging Data

Colonial Pipeline Company
2020-L1-SR2448
Huntersville, North Carolina

Well ID	Top Of Casing Elevation[1]	Date	Depth to Free Product (ft btoc)	Depth to Groundwater (ft btoc)	Free Product Thickness (ft)	Groundwater Elevation[2] (ft btoc)
RW-11	725.94	10/21/2020	27.70	31.27	3.57	697.28
RW-11	725.94	12/26/2020	29.05	32.58	3.53	695.94
RW-11	725.94	02/01/2021	29.16	32.30	3.14	695.94
RW-11	725.94	03/04/2021	29.31	31.97	2.66	695.92
RW-11	725.94	04/01/2021	ND	29.30	0.00	696.64
RW-11	725.94	04/29/2021	29.10	35.46	6.36	695.14
RW-11	725.94	05/26/2021	30.41	32.23	1.82	695.04
RW-11	725.94	06/09/2021	30.57	31.25	0.68	695.19
RW-11	725.94	07/01/2021	30.88	31.55	0.67	694.88
RW-11	725.94	07/14/2021	31.51	32.36	0.85	694.20
RW-11	725.94	07/28/2021	29.29	29.33	0.04	696.64
RW-11	725.94	08/26/2021	32.72	33.23	0.51	693.08
RW-11	725.94	09/16/2021	33.32	34.03	0.71	692.43
RW-11	725.94	09/23/2021	33.30	34.09	0.79	692.43
RW-11	725.94	10/27/2021	33.87	34.54	0.67	691.89
RW-11	725.94	11/30/2021	34.24	34.97	0.73	691.50
RW-11	725.94	12/28/2021	34.55	35.40	0.85	691.16
RW-11	725.94	01/27/2022	31.18	31.28	0.10	694.73
RW-12						
RW-12	726.61	09/05/2020	31.45	33.82	2.37	694.53
RW-12	726.61	09/06/2020	34.95	35.14	0.19	691.61
RW-12	726.61	09/08/2020	34.20	36.10	1.90	691.90
RW-12	726.61	09/09/2020	34.24	36.65	2.41	691.73
RW-12	726.61	09/10/2020	34.70	35.83	1.13	691.61
RW-12	726.61	09/12/2020	32.89	34.35	1.46	693.33
RW-12	726.61	09/14/2020	31.81	36.18	4.37	693.63
RW-12	726.61	09/18/2020	32.35	34.60	2.25	693.66
RW-12	726.61	09/28/2020	29.43	36.91	7.48	695.18
RW-12	726.61	10/02/2020	31.10	36.40	5.30	694.09
RW-12	726.61	10/06/2020	29.78	37.75	7.97	694.70
RW-12	726.61	10/19/2020	30.35	37.04	6.69	694.47
RW-12	726.61	11/09/2020	31.21	37.08	5.87	693.83
RW-12	726.61	11/23/2020	31.53	37.08	5.55	693.60
RW-12	726.61	12/26/2020	31.00	35.51	4.51	694.40
RW-12	726.61	02/01/2021	32.01	35.51	3.50	693.66
RW-12	726.61	03/04/2021	32.52	35.51	2.99	693.29
RW-12	726.61	04/01/2021	32.79	35.48	2.69	693.10
RW-12	726.61	04/29/2021	32.77	35.46	2.69	693.12
RW-12	726.61	05/26/2021	33.34	35.48	2.14	692.70
RW-12	726.61	06/09/2021	33.63	35.54	1.91	692.47
RW-12	726.61	07/01/2021	34.08	35.48	1.40	692.16
RW-12	726.61	07/14/2021	34.37	35.41	1.04	691.96
RW-12	726.61	07/28/2021	34.84	35.45	0.61	691.61
RW-12	726.61	08/26/2021	35.48	35.53	0.05	691.12
RW-12	726.61	09/16/2021	Dry	Dry	Dry	Dry

Table 4
Summary of Recovery Well Gauging Data

Colonial Pipeline Company
2020-L1-SR2448
Huntersville, North Carolina

Well ID	Top Of Casing Elevation[1]	Date	Depth to Free Product (ft btoc)	Depth to Groundwater (ft btoc)	Free Product Thickness (ft)	Groundwater Elevation[2] (ft btoc)
RW-12	726.61	09/23/2021	Dry	Dry	Dry	Dry
RW-12	726.61	10/27/2021	Dry	Dry	Dry	Dry
RW-12	726.61	11/30/2021	Dry	Dry	Dry	Dry
RW-12	726.61	12/28/2021	35.50	35.56	0.06	691.09
RW-12	726.61	01/27/2022	Dry	Dry	Dry	Dry
RW-13						
RW-13	732.30	09/05/2020	ND	24.90	0.00	707.40
RW-13	732.30	09/06/2020	ND	26.54	0.00	705.76
RW-13	732.30	09/08/2020	ND	27.05	0.00	705.25
RW-13	732.30	09/14/2020	ND	27.93	0.00	704.37
RW-13	732.30	10/09/2020	ND	28.34	0.00	703.96
RW-13	732.30	10/19/2020	33.87	34.11	0.24	698.36
RW-13	732.30	11/09/2020	ND	31.09	0.00	701.21
RW-13	732.30	11/23/2020	31.10	31.23	0.13	701.16
RW-13	732.30	12/26/2020	ND	31.85	0.00	700.45
RW-13	732.30	01/25/2021	32.53	32.79	0.26	699.70
RW-13	732.30	02/01/2021	32.67	32.92	0.25	699.56
RW-13	732.30	02/08/2021	32.82	33.09	0.27	699.41
RW-13	732.30	02/16/2021	32.86	33.18	0.32	699.35
RW-13	732.30	03/04/2021	33.10	33.39	0.29	699.12
RW-13	732.30	04/01/2021	33.13	33.42	0.29	699.09
RW-13	732.30	04/12/2021	33.22	33.53	0.31	699.00
RW-13	732.30	04/19/2021	ND	33.13	0.00	699.17
RW-13	732.30	04/29/2021	33.08	33.36	0.28	699.15
RW-13	732.30	05/03/2021	35.07	35.33	0.26	697.16
RW-13	732.30	05/10/2021	33.06	33.35	0.29	699.16
RW-13	732.30	05/18/2021	33.19	33.46	0.27	699.04
RW-13	732.30	05/26/2021	33.76	34.10	0.34	698.45
RW-13	732.30	05/31/2021	ND	33.96	0.00	698.34
RW-13	732.30	06/07/2021	ND	34.04	0.00	698.26
RW-13	732.30	06/14/2021	ND	34.04	0.00	698.26
RW-13	732.30	06/21/2021	31.11	31.43	0.32	701.10
RW-13	732.30	07/01/2021	31.49	31.83	0.34	700.72
RW-13	732.30	07/06/2021	31.68	32.04	0.36	700.52
RW-13	732.30	07/14/2021	32.16	32.53	0.37	700.04
RW-13	732.30	07/28/2021	29.62	29.65	0.03	702.67
RW-13	732.30	08/16/2021	31.42	32.79	1.37	700.51
RW-13	732.30	08/26/2021	32.70	33.14	0.44	699.48
RW-13	732.30	08/30/2021	32.77	33.19	0.42	699.42
RW-13	732.30	09/16/2021	33.92	34.21	0.29	698.30
RW-13	732.30	09/23/2021	33.91	33.92	0.01	698.39
RW-13	732.30	10/27/2021	34.13	34.34	0.21	698.11
RW-13	730.51	11/30/2021	34.25	34.41	0.16	696.22
RW-13	730.51	12/28/2021	34.32	34.55	0.23	696.13
RW-13	730.51	01/27/2022	34.46	34.86	0.40	695.94

Table 4
Summary of Recovery Well Gauging Data

Colonial Pipeline Company
2020-L1-SR2448
Huntersville, North Carolina

Well ID	Top Of Casing Elevation[1]	Date	Depth to Free Product (ft btoc)	Depth to Groundwater (ft btoc)	Free Product Thickness (ft)	Groundwater Elevation[2] (ft btoc)
RW-14						
RW-14	732.14	09/06/2020	27.12	39.68	12.56	701.65
RW-14	732.14	09/08/2020	27.15	36.25	9.10	702.55
RW-14	732.14	09/10/2020	27.95	35.05	7.10	702.29
RW-14	732.14	09/12/2020	27.40	38.95	11.55	701.65
RW-14	732.14	09/14/2020	27.68	39.15	11.47	701.39
RW-14	732.14	09/18/2020	29.15	39.20	10.05	700.30
RW-14	732.14	09/28/2020	29.30	39.93	10.63	699.99
RW-14	732.14	10/02/2020	29.63	39.95	10.32	699.74
RW-14	732.14	10/06/2020	29.90	40.00	10.10	699.53
RW-14	732.14	10/19/2020	30.60	39.94	9.34	699.04
RW-14	732.14	11/09/2020	31.69	40.10	8.41	698.20
RW-14	732.14	11/23/2020	32.09	40.05	7.96	697.92
RW-14	732.14	12/26/2020	33.11	38.57	5.46	697.56
RW-14	732.14	02/01/2021	33.65	37.77	4.12	697.38
RW-14	732.14	03/04/2021	33.92	37.62	3.70	697.23
RW-14	732.14	04/01/2021	34.07	38.02	3.95	697.01
RW-14	732.14	04/29/2021	33.80	37.56	3.76	697.33
RW-14	732.14	05/26/2021	34.06	37.04	2.98	697.28
RW-14	732.14	06/09/2021	34.29	36.91	2.62	697.14
RW-14	732.14	07/01/2021	34.58	36.75	2.17	696.98
RW-14	732.14	07/14/2021	34.86	36.84	1.98	696.75
RW-14	732.14	07/28/2021	35.33	36.67	1.34	696.45
RW-14	732.14	08/26/2021	36.04	37.48	1.44	695.71
RW-14	732.14	09/16/2021	36.94	37.53	0.59	695.04
RW-14	732.14	09/23/2021	37.27	37.91	0.64	694.69
RW-14	732.14	10/27/2021	37.89	39.81	1.92	693.73
RW-14	732.14	11/30/2021	Dry	Dry	Dry	Dry
RW-14	732.14	12/28/2021	ND	39.16	0.00	692.98
RW-14	732.14	01/27/2022	Dry	Dry	Dry	Dry
RW-15						
RW-15	723.99	09/06/2020	34.07	34.10	0.03	689.91
RW-15	723.99	09/08/2020	34.15	34.17	0.02	689.83
RW-15	723.99	09/14/2020	34.25	34.29	0.04	689.73
RW-15	723.99	09/28/2020	34.62	34.68	0.06	689.35
RW-15	723.99	10/09/2020	ND	34.98	0.00	689.01
RW-15	723.99	10/19/2020	35.02	35.12	0.10	688.94
RW-15	723.99	11/09/2020	35.09	35.29	0.20	688.85
RW-15	723.99	11/09/2020	34.94	35.03	0.09	689.03
RW-15	723.99	11/23/2020	ND	45.23	0.00	678.76
RW-15	723.99	12/26/2020	35.01	35.25	0.24	688.92
RW-15	723.99	01/19/2021	34.99	35.35	0.36	688.90
RW-15	723.99	01/25/2021	34.84	35.21	0.37	689.05
RW-15	723.99	02/01/2021	34.73	35.11	0.38	689.16
RW-15	723.99	02/08/2021	35.15	35.60	0.45	688.72

Table 4
Summary of Recovery Well Gauging Data

Colonial Pipeline Company
2020-L1-SR2448
Huntersville, North Carolina

Well ID	Top Of Casing Elevation[1]	Date	Depth to Free Product (ft btoc)	Depth to Groundwater (ft btoc)	Free Product Thickness (ft)	Groundwater Elevation[2] (ft btoc)
RW-15	723.99	02/16/2021	34.78	35.21	0.43	689.09
RW-15	723.99	02/22/2021	34.60	35.50	0.90	689.15
RW-15	723.99	03/04/2021	34.45	34.90	0.45	689.42
RW-15	723.99	03/08/2021	34.63	35.13	0.50	689.23
RW-15	723.99	03/15/2021	34.49	34.98	0.49	689.37
RW-15	723.99	03/22/2021	34.36	34.82	0.46	689.51
RW-15	723.99	04/01/2021	34.16	34.59	0.43	689.71
RW-15	723.99	04/12/2021	34.09	34.50	0.41	689.79
RW-15	723.99	04/19/2021	34.02	34.43	0.41	689.86
RW-15	723.99	04/29/2021	33.96	34.36	0.40	689.92
RW-15	723.99	05/03/2021	34.07	34.51	0.44	689.80
RW-15	723.99	05/10/2021	34.12	34.55	0.43	689.75
RW-15	723.99	05/18/2021	34.18	34.65	0.47	689.68
RW-15	723.99	05/26/2021	34.10	34.55	0.45	689.77
RW-15	723.99	05/31/2021	34.38	34.88	0.50	689.48
RW-15	723.99	06/07/2021	34.45	34.96	0.51	689.40
RW-15	723.99	06/14/2021	34.48	35.01	0.53	689.37
RW-15	723.99	06/21/2021	34.64	35.18	0.54	689.21
RW-15	723.99	07/01/2021	34.76	35.34	0.58	689.07
RW-15	723.99	07/06/2021	35.00	35.59	0.59	688.83
RW-15	723.99	07/14/2021	32.90	33.50	0.60	690.93
RW-15	723.99	07/28/2021	33.52	33.85	0.33	690.38
RW-15	723.99	08/26/2021	34.59	35.10	0.51	689.26
RW-15	723.99	09/16/2021	35.35	35.93	0.58	688.48
RW-15	723.99	09/23/2021	35.57	36.03	0.46	688.30
RW-15	723.99	10/27/2021	36.66	37.10	0.44	687.21
RW-15	723.99	11/30/2021	37.66	38.42	0.76	686.13
RW-15	723.99	12/28/2021	38.58	39.34	0.76	685.21
RW-15	723.99	01/27/2022	39.90	40.77	0.87	683.86
RW-16						
RW-16	732.10	09/05/2020	30.80	37.71	6.91	699.45
RW-16	732.10	09/06/2020	30.14	36.39	6.25	700.28
RW-16	732.10	09/08/2020	30.60	35.70	5.10	700.13
RW-16	732.10	09/09/2020	29.80	39.92	10.12	699.59
RW-16	732.10	09/10/2020	35.95	39.70	3.75	695.14
RW-16	732.10	09/12/2020	34.65	38.60	3.95	696.39
RW-16	732.10	09/14/2020	30.85	36.70	5.85	699.68
RW-16	732.10	09/18/2020	32.15	36.30	4.15	698.83
RW-16	732.10	09/28/2020	31.55	37.40	5.85	698.98
RW-16	732.10	10/02/2020	31.47	37.82	6.35	698.93
RW-16	732.10	10/06/2020	30.90	40.50	9.60	698.63
RW-16	732.10	10/19/2020	31.00	43.12	12.12	697.85
RW-16	732.10	11/09/2020	32.05	42.12	10.07	697.35
RW-16	732.10	11/23/2020	32.43	42.34	9.91	697.01
RW-16	732.10	12/26/2020	31.37	39.10	7.73	698.66

Table 4
Summary of Recovery Well Gauging Data

Colonial Pipeline Company
2020-L1-SR2448
Huntersville, North Carolina

Well ID	Top Of Casing Elevation[1]	Date	Depth to Free Product (ft btoc)	Depth to Groundwater (ft btoc)	Free Product Thickness (ft)	Groundwater Elevation[2] (ft btoc)
RW-16	732.10	02/01/2021	31.84	38.08	6.24	698.59
RW-16	732.10	03/04/2021	32.49	36.72	4.23	698.47
RW-16	732.10	04/01/2021	33.10	35.82	2.72	698.27
RW-16	732.10	04/29/2021	32.56	35.85	3.29	698.65
RW-16	732.10	05/26/2021	33.32	34.98	1.66	698.33
RW-16	732.10	06/09/2021	33.51	35.02	1.51	698.18
RW-16	732.10	07/01/2021	33.70	35.49	1.79	697.92
RW-16	732.10	07/14/2021	34.26	34.98	0.72	697.64
RW-16	732.10	07/28/2021	34.58	35.79	1.21	697.19
RW-16	732.10	08/26/2021	35.45	36.38	0.93	696.40
RW-16	732.10	09/16/2021	36.29	37.54	1.25	695.47
RW-16	732.10	09/23/2021	36.79	37.41	0.62	695.14
RW-16	732.10	10/27/2021	37.82	38.29	0.47	694.15
RW-16	732.10	11/30/2021	39.75	39.91	0.16	692.30
RW-16	732.10	12/28/2021	39.01	39.07	0.06	693.07
RW-16	732.10	01/27/2022	39.50	39.54	0.04	692.58
RW-17						
RW-17	729.57	09/06/2020	ND	19.94	0.00	709.63
RW-17	729.57	09/08/2020	ND	20.05	0.00	709.52
RW-17	729.57	09/14/2020	ND	20.05	0.00	709.52
RW-17	729.57	09/28/2020	ND	20.04	0.00	709.53
RW-17	729.57	10/09/2020	ND	20.06	0.00	709.51
RW-17	729.57	10/19/2020	ND	20.06	0.00	709.51
RW-17	729.57	11/09/2020	ND	20.09	0.00	709.48
RW-17	729.57	11/23/2020	ND	20.09	0.00	709.48
RW-17	729.57	12/26/2020	ND	20.11	0.00	709.46
RW-17	729.57	01/25/2021	ND	20.08	0.00	709.49
RW-17	729.57	02/01/2021	ND	Dry	Dry	Dry
RW-17	729.57	02/08/2021	ND	20.08	0.00	709.49
RW-17	729.57	02/16/2021	ND	20.08	0.00	709.49
RW-17	729.57	02/22/2021	Dry	Dry	Dry	Dry
RW-17	729.57	03/04/2021	Dry	Dry	Dry	Dry
RW-17	729.57	03/08/2021	ND	21.08	0.00	708.49
RW-17	729.57	03/15/2021	ND	20.11	0.00	709.46
RW-17	729.57	03/22/2021	ND	20.08	0.00	709.49
RW-17	729.57	04/01/2021	ND	20.08	0.00	709.49
RW-17	729.57	04/12/2021	ND	20.11	0.00	709.46
RW-17	729.57	04/19/2021	Dry	Dry	Dry	Dry
RW-17	729.57	04/29/2021	Dry	Dry	Dry	Dry
RW-17	729.57	05/03/2021	Dry	Dry	Dry	Dry
RW-17	729.57	05/10/2021	Dry	Dry	Dry	Dry
RW-17	729.57	05/18/2021	17.74	17.76	0.02	711.82
RW-17	729.57	05/26/2021	ND	18.58	0.00	710.99
RW-17	729.57	06/07/2021	ND	18.72	0.00	710.85
RW-17	729.57	07/01/2021	Dry	Dry	Dry	Dry

Table 4
Summary of Recovery Well Gauging Data

Colonial Pipeline Company
2020-L1-SR2448
Huntersville, North Carolina

Well ID	Top Of Casing Elevation[1]	Date	Depth to Free Product (ft btoc)	Depth to Groundwater (ft btoc)	Free Product Thickness (ft)	Groundwater Elevation[2] (ft btoc)
RW-17	729.57	07/06/2021	Dry	Dry	Dry	Dry
RW-17	729.57	07/14/2021	Dry	Dry	Dry	Dry
RW-17	729.57	07/28/2021	18.58	18.58	0.00	710.99
RW-17	729.57	08/16/2021	ND	18.72	0.00	710.85
RW-17	729.57	08/26/2021	Dry	Dry	Dry	Dry
RW-17	729.57	08/30/2021	17.98	18.02	0.04	711.58
RW-17	729.57	09/16/2021	Dry	Dry	Dry	Dry
RW-17	729.57	09/23/2021	ND	18.75	0.00	710.82
RW-17	729.57	10/06/2021	ND	17.85	0.00	711.72
RW-17	729.57	10/27/2021	ND	18.73	0.00	710.84
RW-17	729.57	11/01/2021	Dry	Dry	Dry	Dry
RW-17	729.57	11/15/2021	17.74	18.66	0.92	711.58
RW-17	729.57	11/22/2021	ND	17.95	0.00	711.62
RW-17	729.57	11/30/2021	Dry	Dry	Dry	Dry
RW-17	729.57	12/06/2021	ND	17.77	0.00	711.80
RW-17	729.57	12/13/2021	17.60	18.71	1.11	711.67
RW-17	729.57	12/20/2021	17.65	18.75	1.10	711.63
RW-17	729.57	12/28/2021	18.55	18.72	0.17	710.97
RW-17	729.57	01/04/2022	17.82	18.31	0.49	711.62
RW-17	729.57	01/10/2022	17.79	18.56	0.77	711.57
RW-17	729.57	01/27/2022	ND	18.72	0.00	710.85
RW-17	729.57	01/31/2022	17.75	18.00	0.25	711.75
RW-17	729.57	02/09/2022	17.15	17.43	0.28	712.35
RW-17	729.57	02/14/2022	ND	17.68	0.00	711.89
RW-18						
RW-18	737.66	09/08/2020	36.15	40.20	4.05	700.42
RW-18	737.66	09/09/2020	36.40	41.35	4.95	699.93
RW-18	737.66	09/12/2020	36.50	40.00	3.50	700.22
RW-18	737.66	09/14/2020	34.95	42.00	7.05	700.82
RW-18	737.66	09/18/2020	36.55	42.00	5.45	699.65
RW-18	737.66	09/28/2020	35.42	45.45	10.03	699.55
RW-18	737.66	10/02/2020	35.20	47.65	12.45	699.12
RW-18	737.66	10/07/2020	35.70	47.48	11.78	698.80
RW-18	737.66	10/19/2020	36.54	47.75	11.21	698.12
RW-18	737.66	11/09/2020	37.73	47.71	9.98	697.26
RW-18	737.66	11/23/2020	37.86	47.57	9.71	697.20
RW-18	737.66	12/26/2020	36.91	45.38	8.47	698.48
RW-18	737.66	02/01/2021	38.19	43.31	5.12	698.10
RW-18	737.66	03/04/2021	38.30	42.78	4.48	698.16
RW-18	735.96	04/01/2021	39.05	41.76	2.71	696.18
RW-18	735.96	04/29/2021	39.67	40.76	1.09	696.00
RW-18	735.96	05/26/2021	39.51	41.28	1.77	695.98
RW-18	735.96	06/09/2021	39.68	41.45	1.77	695.81
RW-18	735.96	07/01/2021	39.60	42.39	2.79	695.61
RW-18	735.96	07/14/2021	40.08	41.97	1.89	695.37

Table 4
Summary of Recovery Well Gauging Data

Colonial Pipeline Company
2020-L1-SR2448
Huntersville, North Carolina

Well ID	Top Of Casing Elevation[1]	Date	Depth to Free Product (ft btoc)	Depth to Groundwater (ft btoc)	Free Product Thickness (ft)	Groundwater Elevation[2] (ft btoc)
RW-18	735.96	07/28/2021	40.32	42.42	2.10	695.08
RW-18	735.96	08/26/2021	ND	40.98	0.00	694.98
RW-18	735.96	09/16/2021	41.36	43.25	1.89	694.09
RW-18	735.96	09/23/2021	41.56	43.17	1.61	693.97
RW-18	735.96	10/27/2021	42.26	43.52	1.26	693.36
RW-18	735.96	11/30/2021	43.15	43.61	0.46	692.69
RW-18	735.96	12/28/2021	43.54	44.08	0.54	692.28
RW-18	735.96	01/27/2022	ND	43.82	0.00	692.14
RW-19						
RW-19	722.02	09/08/2020	ND	32.80	0.00	689.22
RW-19	722.02	09/14/2020	ND	32.74	0.00	689.28
RW-19	722.02	09/28/2020	ND	32.92	0.00	689.10
RW-19	722.02	10/09/2020	ND	33.23	0.00	688.79
RW-19	722.02	10/19/2020	ND	33.28	0.00	688.74
RW-19	722.02	11/09/2020	33.28	33.30	0.02	688.73
RW-19	722.02	11/09/2020	33.06	33.16	0.10	688.93
RW-19	722.02	11/23/2020	ND	33.22	0.00	688.80
RW-19	722.02	12/26/2020	33.09	33.29	0.20	688.88
RW-19	722.02	01/19/2021	33.07	33.57	0.50	688.82
RW-19	722.02	01/25/2021	32.94	33.48	0.54	688.94
RW-19	722.02	02/01/2021	32.89	33.42	0.53	688.99
RW-19	722.02	02/08/2021	33.18	33.93	0.75	688.64
RW-19	722.02	02/16/2021	32.82	33.64	0.82	688.98
RW-19	722.02	02/22/2021	32.67	33.51	0.84	689.13
RW-19	722.02	03/04/2021	32.44	33.59	1.15	689.27
RW-19	722.02	03/08/2021	32.57	33.93	1.36	689.09
RW-19	722.02	03/15/2021	32.37	33.92	1.55	689.24
RW-19	722.02	03/22/2021	32.2	33.89	1.69	689.37
RW-19	722.02	04/01/2021	31.89	33.89	2.00	689.59
RW-19	722.02	04/12/2021	32.7	34	1.30	688.97
RW-19	722.02	04/19/2021	31.59	34.1	2.51	689.76
RW-19	722.02	04/29/2021	31.48	34.21	2.73	689.81
RW-19	722.02	05/03/2021	31.5	34.41	2.91	689.74
RW-19	722.02	05/10/2021	31.55	34.63	3.08	689.65
RW-19	722.02	05/18/2021	31.53	34.9	3.37	689.59
RW-19	722.02	05/26/2021	31.43	35.08	3.65	689.61
RW-19	722.02	05/31/2021	31.61	35.41	3.80	689.39
RW-19	722.02	06/07/2021	31.65	35.70	4.05	689.29
RW-19	722.02	06/14/2021	31.62	35.94	4.32	689.24
RW-19	722.02	06/21/2021	31.73	36.29	4.56	689.07
RW-19	722.02	07/01/2021	31.77	36.69	4.92	688.93
RW-19	722.02	07/06/2021	31.95	37.09	5.14	688.69
RW-19	722.02	07/14/2021	28.93	34.33	5.40	691.64
RW-19	722.02	07/28/2021	30.7	31.41	0.71	691.13
RW-19	722.02	10/27/2021	33.86	34.21	0.35	688.07

Table 4
Summary of Recovery Well Gauging Data

Colonial Pipeline Company
2020-L1-SR2448
Huntersville, North Carolina

Well ID	Top Of Casing Elevation[1]	Date	Depth to Free Product (ft btoc)	Depth to Groundwater (ft btoc)	Free Product Thickness (ft)	Groundwater Elevation[2] (ft btoc)
RW-19	722.02	08/26/2021	31.76	32.57	0.81	690.04
RW-19	722.02	09/16/2021	32.60	33.09	0.49	689.29
RW-19	722.02	09/23/2021	32.84	33.23	0.39	689.08
RW-19	722.02	11/30/2021	34.87	35.32	0.45	687.03
RW-19	722.02	12/28/2021	35.71	36.23	0.52	686.17
RW-19	722.02	01/27/2022	36.90	37.66	0.76	684.92
RW-20						
RW-20	731.69	09/08/2020	ND	28.75	0.00	702.94
RW-20	731.69	09/14/2020	26.90	36.20	9.30	702.30
RW-20	731.69	09/28/2020	31.55	33.20	1.65	699.69
RW-20	731.69	10/02/2020	30.60	31.65	1.05	700.81
RW-20	731.69	10/06/2020	30.50	31.90	1.40	700.81
RW-20	731.69	10/19/2020	30.29	32.90	2.61	700.70
RW-20	731.69	10/21/2020	30.29	32.90	2.61	700.70
RW-20	731.69	11/09/2020	30.62	35.09	4.47	699.87
RW-20	731.69	11/23/2020	30.96	35.84	4.88	699.42
RW-20	731.69	12/26/2020	31.84	36.35	4.51	698.64
RW-20	731.69	02/01/2021	32.15	36.50	4.35	698.37
RW-20	731.69	03/04/2021	32.29	36.48	4.19	698.27
RW-20	731.69	04/01/2021	33.31	35.79	2.48	697.71
RW-20	731.69	04/29/2021	33.39	35.10	1.71	697.84
RW-20	731.69	05/26/2021	33.87	34.37	0.50	697.68
RW-20	731.69	06/09/2021	34.06	34.29	0.23	697.56
RW-20	731.69	07/01/2021	34.18	34.42	0.24	697.44
RW-20	731.69	07/14/2021	34.41	34.49	0.08	697.25
RW-20	731.69	07/28/2021	35.11	35.43	0.32	696.49
RW-20	731.69	08/26/2021	35.48	36.04	0.56	696.06
RW-20	731.69	09/16/2021	36.63	37.11	0.48	694.93
RW-20	731.69	09/23/2021	36.75	36.95	0.20	694.88
RW-20	731.69	10/27/2021	36.63	36.85	0.22	695.00
RW-20	731.69	11/30/2021	36.25	36.51	0.26	695.37
RW-20	731.69	12/28/2021	36.70	36.96	0.26	694.92
RW-20	731.69	01/27/2022	34.85	35.02	0.17	696.79
RW-21						
RW-21	731.68	09/13/2020	28.50	42.55	14.05	699.42
RW-21	731.68	09/14/2020	30.72	36.55	5.83	699.40
RW-21	731.68	09/18/2020	31.30	38.00	6.70	698.59
RW-21	731.68	09/28/2020	30.08	41.40	11.32	698.57
RW-21	731.68	10/02/2020	30.28	41.15	10.87	698.49
RW-21	731.68	10/06/2020	30.40	41.55	11.15	698.30
RW-21	731.68	10/19/2020	30.13	45.10	14.97	697.55
RW-21	731.68	11/09/2020	31.09	44.70	13.61	696.95
RW-21	731.68	11/23/2020	31.50	42.64	11.14	697.20
RW-21	731.68	12/26/2020	32.40	40.56	8.16	697.10
RW-21	731.68	02/01/2021	32.81	39.59	6.78	697.06

Table 4
Summary of Recovery Well Gauging Data

Colonial Pipeline Company
2020-L1-SR2448
Huntersville, North Carolina

Well ID	Top Of Casing Elevation[1]	Date	Depth to Free Product (ft btoc)	Depth to Groundwater (ft btoc)	Free Product Thickness (ft)	Groundwater Elevation[2] (ft btoc)
RW-21	731.68	03/04/2021	33.36	38.60	5.24	696.92
RW-21	731.68	04/01/2021	35.58	38.86	3.28	695.23
RW-21	731.68	04/29/2021	33.22	38.34	5.12	697.09
RW-21	731.68	05/26/2021	33.64	38.27	4.63	696.80
RW-21	731.68	06/09/2021	33.82	38.34	4.52	696.65
RW-21	731.68	07/01/2021	34.10	38.18	4.08	696.49
RW-21	731.68	07/14/2021	34.36	38.47	4.11	696.22
RW-21	731.68	07/28/2021	34.94	38.05	3.11	695.91
RW-21	731.68	08/26/2021	35.71	38.91	3.20	695.12
RW-21	731.68	09/16/2021	36.74	39.48	2.74	694.21
RW-21	731.68	09/23/2021	36.82	40.65	3.83	693.84
RW-21	731.68	10/27/2021	37.76	41.98	4.22	692.79
RW-21	731.68	11/30/2021	38.98	40.17	1.19	692.38
RW-21	731.68	12/28/2021	39.87	40.54	0.67	691.63
RW-21	731.68	01/27/2022	38.44	39.05	0.61	693.08
RW-22						
RW-22	726.60	09/10/2020	25.62	39.00	13.38	697.40
RW-22	726.60	09/12/2020	26.70	31.62	4.92	698.58
RW-22	726.60	09/14/2020	25.55	30.85	5.30	699.63
RW-22	726.60	09/18/2020	26.10	32.10	6.00	698.89
RW-22	726.60	09/28/2020	26.20	30.75	4.55	699.18
RW-22	726.60	10/02/2020	25.55	33.00	7.45	699.06
RW-22	726.60	10/05/2020	25.53	34.50	8.97	698.67
RW-22	726.60	10/19/2020	25.93	37.32	11.39	697.62
RW-22	726.60	11/09/2020	26.89	36.99	10.10	697.01
RW-22	726.60	11/23/2020	27.29	36.70	9.41	696.79
RW-22	726.60	12/26/2020	26.43	27.75	1.32	699.82
RW-22	726.60	02/01/2021	26.68	34.43	7.75	697.85
RW-22	727.54	03/04/2021	29.80	31.73	1.93	697.22
RW-22	727.54	04/01/2021	30.31	30.73	0.42	697.12
RW-22	727.54	04/29/2021	30.21	30.39	0.18	697.28
RW-22	727.54	05/26/2021	30.95	31.11	0.16	696.55
RW-22	727.54	06/09/2021	31.28	31.52	0.24	696.20
RW-22	727.54	07/01/2021	31.85	32.06	0.21	695.63
RW-22	727.54	07/14/2021	32.24	32.44	0.20	695.25
RW-22	727.54	07/28/2021	32.42	32.48	0.06	695.10
RW-22	727.54	08/26/2021	32.98	33.17	0.19	694.51
RW-22	727.54	09/16/2021	33.40	33.56	0.16	694.10
RW-22	727.54	09/23/2021	33.49	33.72	0.23	693.99
RW-22	727.54	10/27/2021	34.22	34.52	0.30	693.24
RW-22	727.54	11/30/2021	34.85	35.25	0.40	692.58
RW-22	727.54	12/28/2021	ND	35.39	0.00	692.15
RW-22	727.54	01/27/2022	35.80	36.43	0.63	691.57

Table 4
Summary of Recovery Well Gauging Data

Colonial Pipeline Company
2020-L1-SR2448
Huntersville, North Carolina

Well ID	Top Of Casing Elevation[1]	Date	Depth to Free Product (ft btoc)	Depth to Groundwater (ft btoc)	Free Product Thickness (ft)	Groundwater Elevation[2] (ft btoc)
RW-23						
RW-23	724.85	09/13/2020	31.80	41.73	9.93	690.39
RW-23	724.85	09/14/2020	31.79	41.68	9.89	690.41
RW-23	724.85	09/18/2020	32.95	39.35	6.40	690.18
RW-23	724.85	09/28/2020	32.91	39.45	6.54	690.19
RW-23	724.85	10/02/2020	33.39	39.31	5.92	689.87
RW-23	724.85	10/06/2020	33.25	39.25	6.00	689.99
RW-23	724.85	10/19/2020	33.30	39.26	5.96	689.95
RW-23	724.85	11/09/2020	33.39	39.03	5.64	689.95
RW-23	724.85	11/23/2020	33.35	38.97	5.62	689.99
RW-23	724.85	12/26/2020	31.75	36.77	5.02	691.75
RW-23	724.85	02/01/2021	32.32	36.29	3.97	691.46
RW-23	724.85	03/04/2021	32.49	35.38	2.89	691.58
RW-23	724.85	04/01/2021	32.51	34.93	2.42	691.69
RW-23	724.85	04/29/2021	32.37	34.54	2.17	691.90
RW-23	724.85	05/26/2021	32.33	34.19	1.86	692.02
RW-23	724.85	06/09/2021	32.46	34.27	1.81	691.90
RW-23	724.85	07/01/2021	32.83	34.69	1.86	691.52
RW-23	724.85	07/14/2021	33.26	35.02	1.76	691.12
RW-23	724.85	07/28/2021	33.90	34.92	1.02	690.67
RW-23	724.85	08/26/2021	34.68	35.26	0.58	690.01
RW-23	724.85	09/16/2021	35.16	36.2	1.04	689.41
RW-23	724.85	09/23/2021	35.44	35.98	0.54	689.26
RW-23	724.85	10/27/2021	36.19	36.62	0.43	688.54
RW-23	724.85	11/30/2021	36.64	37.35	0.71	688.02
RW-23	724.85	12/28/2021	37.32	38.02	0.70	687.34
RW-23	724.85	01/27/2022	38.30	38.90	0.60	686.39
RW-24						
RW-24	734.33	09/11/2020	35.83	35.85	0.02	698.49
RW-24	734.33	09/12/2020	ND	36.00	0.00	698.33
RW-24	734.33	09/14/2020	35.75	36.25	0.50	698.44
RW-24	734.33	09/18/2020	ND	36.10	0.00	698.23
RW-24	734.33	09/28/2020	33.80	33.91	0.11	700.50
RW-24	734.33	10/02/2020	33.15	35.20	2.05	700.63
RW-24	734.33	10/05/2020	33.84	34.10	0.26	700.42
RW-24	734.33	10/19/2020	32.84	37.15	4.31	700.33
RW-24	734.33	11/09/2020	32.83	39.30	6.47	699.76
RW-24	734.33	11/23/2020	34.61	35.53	0.92	699.47
RW-24	734.33	12/26/2020	34.85	36.16	1.31	699.13
RW-24	734.33	02/01/2021	35.12	35.94	0.82	698.99
RW-24	731.18	03/04/2021	35.46	36.12	0.66	695.54
RW-24	731.18	04/01/2021	35.63	36.20	0.57	695.40
RW-24	731.18	04/29/2021	ND	35.48	0.00	695.70
RW-24	731.18	05/26/2021	36.16	36.66	0.50	694.89
RW-24	731.18	06/09/2021	36.61	36.93	0.32	694.48

Table 4
Summary of Recovery Well Gauging Data

Colonial Pipeline Company
2020-L1-SR2448
Huntersville, North Carolina

Well ID	Top Of Casing Elevation[1]	Date	Depth to Free Product (ft btoc)	Depth to Groundwater (ft btoc)	Free Product Thickness (ft)	Groundwater Elevation[2] (ft btoc)
RW-24	731.18	07/01/2021	37.19	37.36	0.17	693.94
RW-24	731.18	07/14/2021	37.64	37.81	0.17	693.49
RW-24	731.18	07/28/2021	37.33	37.44	0.11	693.82
RW-24	731.18	08/26/2021	38.13	39.09	0.96	692.79
RW-24	731.18	09/16/2021	38.76	39.03	0.27	692.35
RW-24	731.18	09/23/2021	38.82	39.03	0.21	692.30
RW-24	731.18	10/27/2021	39.54	39.85	0.31	691.56
RW-24	731.18	11/30/2021	Dry	Dry	Dry	Dry
RW-24	731.18	12/28/2021	ND	40.77	0.00	690.41
RW-24	731.18	01/27/2022	Dry	Dry	Dry	Dry
RW-25						
RW-25	724.92	09/13/2020	33.75	37.21	3.46	690.24
RW-25	724.92	09/14/2020	33.08	38.85	5.77	690.29
RW-25	724.92	09/18/2020	34.88	35.80	0.92	689.79
RW-25	724.92	09/28/2020	34.86	35.90	1.04	689.78
RW-25	724.92	10/02/2020	34.90	36.55	1.65	689.57
RW-25	724.92	10/06/2020	34.90	36.40	1.50	689.61
RW-25	724.92	10/19/2020	33.83	39.91	6.08	689.46
RW-25	724.92	11/09/2020	34.45	38.55	4.10	689.37
RW-25	724.92	11/23/2020	34.58	38.10	3.52	689.39
RW-25	724.92	12/26/2020	31.30	36.50	5.20	692.22
RW-25	724.92	02/01/2021	31.70	35.11	3.41	692.30
RW-25	724.92	03/04/2021	31.85	33.82	1.97	692.54
RW-25	724.92	04/01/2021	31.79	33.34	1.55	692.71
RW-25	724.92	04/29/2021	31.56	33.01	1.45	692.97
RW-25	724.92	05/26/2021	31.7	32.98	1.28	692.87
RW-25	724.92	06/09/2021	31.94	33.19	1.25	692.64
RW-25	724.92	07/01/2021	31.90	34.63	2.73	692.29
RW-25	724.92	07/14/2021	32.71	33.93	1.22	691.88
RW-25	724.92	07/28/2021	33.24	34.39	1.15	691.37
RW-25	724.92	08/26/2021	34.09	35.54	1.45	690.44
RW-25	724.92	09/16/2021	34.91	36.10	1.19	689.69
RW-25	724.92	09/23/2021	35.13	36.15	1.02	689.51
RW-25	724.92	10/27/2021	35.78	37.92	2.14	688.56
RW-25	724.92	11/30/2021	37.11	37.35	0.24	687.74
RW-25	724.92	12/28/2021	37.95	38.20	0.25	686.90
RW-25	724.92	01/27/2022	38.94	40.02	1.08	685.69
RW-26						
RW-26	729.28	09/11/2020	29.80	30.35	0.55	699.34
RW-26	729.28	09/12/2020	29.85	30.42	0.57	699.28
RW-26	729.28	09/14/2020	29.79	30.41	0.62	699.33
RW-26	729.28	09/18/2020	30.31	32.20	1.89	698.47
RW-26	729.28	09/28/2020	27.60	29.25	1.65	701.24
RW-26	729.28	10/02/2020	27.17	28.35	1.18	701.80
RW-26	729.28	10/05/2020	27.01	29.15	2.14	701.70

Table 4
Summary of Recovery Well Gauging Data

Colonial Pipeline Company
2020-L1-SR2448
Huntersville, North Carolina

Well ID	Top Of Casing Elevation[1]	Date	Depth to Free Product (ft btoc)	Depth to Groundwater (ft btoc)	Free Product Thickness (ft)	Groundwater Elevation[2] (ft btoc)
RW-26	729.28	10/19/2020	26.39	29.02	2.63	702.19
RW-26	729.28	11/09/2020	26.82	29.60	2.78	701.72
RW-26	729.28	11/23/2020	27.20	29.49	2.29	701.47
RW-26	729.28	12/26/2020	27.62	28.53	0.91	701.42
RW-26	729.28	02/01/2021	28.30	28.66	0.36	700.89
RW-26	725.72	03/04/2021	29.81	29.96	0.15	695.87
RW-26	725.72	04/01/2021	26.33	26.34	0.01	699.39
RW-26	725.72	04/29/2021	29.14	29.29	0.15	696.54
RW-26	725.72	05/26/2021	30.00	30.37	0.37	695.62
RW-26	725.72	06/09/2021	31.15	31.43	0.28	694.50
RW-26	725.72	07/01/2021	31.28	31.62	0.34	694.35
RW-26	725.72	07/14/2021	30.87	31.22	0.35	694.76
RW-26	725.72	07/28/2021	29.24	29.33	0.09	696.46
RW-26	725.72	08/26/2021	30.72	31.11	0.39	694.90
RW-26	725.72	09/16/2021	31.3	31.52	0.22	694.36
RW-26	725.72	09/23/2021	31.36	31.40	0.04	694.35
RW-26	725.72	10/27/2021	31.40	31.45	0.05	694.31
RW-26	725.72	11/30/2021	31.05	31.07	0.02	694.66
RW-26	725.72	12/28/2021	ND	31.42	0.00	694.30
RW-26	725.72	01/27/2022	ND	31.37	0.00	694.35
RW-27						
RW-27	722.46	09/13/2020	ND	35.08	0.00	687.38
RW-27	722.46	09/14/2020	ND	35.09	0.00	687.37
RW-27	722.46	09/18/2020	ND	35.20	0.00	687.26
RW-27	722.46	10/09/2020	ND	35.23	0.00	687.23
RW-27	722.46	10/19/2020	35.23	35.43	0.20	687.18
RW-27	722.46	11/09/2020	34.36	39.20	4.84	686.80
RW-27	722.46	11/23/2020	31.27	40.65	9.38	688.68
RW-27	722.46	12/26/2020	29.90	44.02	14.12	688.78
RW-27	722.46	02/01/2021	32.68	44.18	11.50	686.70
RW-27	722.46	03/04/2021	32.70	41.71	9.01	687.35
RW-27	722.46	04/01/2021	33.23	40.77	7.54	687.21
RW-27	722.46	04/29/2021	33.81	39.72	5.91	687.07
RW-27	722.46	05/26/2021	34.17	38.54	4.37	687.12
RW-27	722.46	06/09/2021	34.46	38.38	3.92	686.95
RW-27	722.46	07/01/2021	35.22	37.68	2.46	686.58
RW-27	722.46	07/14/2021	34.99	38.35	3.36	686.57
RW-27	722.46	07/28/2021	35.35	39.03	3.68	686.12
RW-27	722.46	08/26/2021	36.84	39.87	3.03	684.81
RW-27	722.46	09/16/2021	39.48	39.51	0.03	682.97
RW-27	722.46	09/23/2021	39.86	40.05	0.19	682.55
RW-27	722.46	10/27/2021	39.42	42.77	3.35	682.14
RW-27	722.46	11/30/2021	42.47	46.57	4.10	678.89
RW-27	722.46	12/28/2021	43.68	45.09	1.41	678.40
RW-27	722.46	01/27/2022	44.64	45.21	0.57	677.67

Table 4
Summary of Recovery Well Gauging Data

Colonial Pipeline Company
2020-L1-SR2448
Huntersville, North Carolina

Well ID	Top Of Casing Elevation[1]	Date	Depth to Free Product (ft btoc)	Depth to Groundwater (ft btoc)	Free Product Thickness (ft)	Groundwater Elevation[2] (ft btoc)
RW-28						
RW-28	733.88	09/11/2020	38.13	39.31	1.18	695.43
RW-28	733.88	09/12/2020	ND	37.12	0.00	696.76
RW-28	733.88	09/13/2020	35.84	45.27	9.43	695.51
RW-28	733.88	09/14/2020	34.45	48.33	13.88	695.71
RW-28	733.88	09/18/2020	35.70	36.25	0.55	698.03
RW-28	733.88	09/28/2020	33.95	35.85	1.90	699.42
RW-28	733.88	10/02/2020	34.05	35.47	1.42	699.45
RW-28	733.88	10/05/2020	34.15	35.50	1.35	699.36
RW-28	733.88	10/19/2020	31.30	42.74	11.44	699.51
RW-28	733.88	11/09/2020	32.60	40.70	8.10	699.11
RW-28	733.88	11/23/2020	33.00	40.10	7.10	698.98
RW-28	733.88	12/26/2020	38.17	45.08	6.91	693.86
RW-28	733.88	02/01/2021	34.12	39.01	4.89	698.45
RW-28	729.51	03/04/2021	36.16	36.23	0.07	693.33
RW-28	729.51	04/01/2021	ND	35.98	0.00	693.53
RW-28	729.51	04/29/2021	35.98	36.40	0.42	693.42
RW-28	729.51	05/26/2021	37.14	37.56	0.42	692.26
RW-28	729.51	06/09/2021	ND	37.66	0.00	691.85
RW-28	729.51	07/01/2021	38.33	38.56	0.23	691.12
RW-28	729.51	07/14/2021	38.92	39.28	0.36	690.49
RW-28	729.51	07/28/2021	39.09	39.11	0.02	690.41
RW-28	729.51	08/26/2021	39.65	39.76	0.11	689.83
RW-28	729.51	09/16/2021	40.05	40.33	0.28	689.39
RW-28	729.51	09/23/2021	40.12	40.35	0.23	689.33
RW-28	729.51	10/27/2021	40.89	40.98	0.09	688.60
RW-28	729.51	11/30/2021	41.34	41.46	0.12	688.14
RW-28	729.51	12/28/2021	ND	41.75	0.00	687.76
RW-28	729.51	01/27/2022	ND	41.82	0.00	687.69
RW-29						
RW-29	721.84	09/13/2020	26.80	45.11	18.31	690.14
RW-29	721.84	09/14/2020	28.36	38.80	10.44	690.69
RW-29	721.84	09/18/2020	29.00	43.00	14.00	689.09
RW-29	721.84	09/28/2020	26.95	35.85	8.90	692.51
RW-29	721.84	10/02/2020	27.10	47.00	19.90	689.42
RW-29	721.84	10/06/2020	27.32	45.90	18.58	689.55
RW-29	721.84	10/19/2020	27.68	47.65	19.97	688.82
RW-29	721.84	11/09/2020	28.35	47.89	19.54	688.26
RW-29	721.84	11/23/2020	28.65	48.30	19.65	687.93
RW-29	721.84	12/26/2020	27.56	44.11	16.55	689.85
RW-29	721.84	02/01/2021	Dry	Dry	Dry	Dry
RW-29	721.84	03/04/2021	30.18	39.65	9.47	689.13
RW-29	719.80	04/01/2021	30.96	37.82	6.86	687.00
RW-29	719.80	04/29/2021	31.49	36.20	4.71	687.05
RW-29	719.80	05/26/2021	32.97	34.00	1.03	686.55

Table 4
Summary of Recovery Well Gauging Data

Colonial Pipeline Company
2020-L1-SR2448
Huntersville, North Carolina

Well ID	Top Of Casing Elevation[1]	Date	Depth to Free Product (ft btoc)	Depth to Groundwater (ft btoc)	Free Product Thickness (ft)	Groundwater Elevation[2] (ft btoc)
RW-29	719.80	06/09/2021	33.26	34.09	0.83	686.32
RW-29	719.80	07/01/2021	33.82	34.57	0.75	685.78
RW-29	719.80	07/14/2021	34.02	34.73	0.71	685.59
RW-29	719.80	07/28/2021	34.58	35.21	0.63	685.05
RW-29	719.80	08/26/2021	35.61	36.68	1.07	683.90
RW-29	719.80	09/16/2021	35.87	39.51	3.64	682.96
RW-29	719.80	09/23/2021	36.19	36.74	0.55	683.46
RW-29	719.80	10/27/2021	37.74	39.48	1.74	681.59
RW-29	719.80	11/30/2021	40.18	42.41	2.23	679.02
RW-29	719.80	12/28/2021	40.44	44.35	3.91	678.31
RW-29	719.80	01/27/2022	41.30	44.75	3.45	677.58
RW-30						
RW-30	719.60	09/14/2020	23.60	26.95	3.35	695.10
RW-30	719.60	09/28/2020	22.33	37.10	14.77	693.32
RW-30	719.60	10/02/2020	24.30	31.40	7.10	693.40
RW-30	719.60	10/06/2020	24.92	33.15	8.23	692.48
RW-30	719.60	10/19/2020	22.26	41.10	18.84	692.30
RW-30	719.60	11/09/2020	22.74	41.49	18.75	691.84
RW-30	719.60	11/23/2020	23.15	41.50	18.35	691.54
RW-30	719.60	12/26/2020	21.67	39.21	17.54	693.24
RW-30	719.60	02/01/2021	22.84	35.00	12.16	693.51
RW-30	719.60	03/04/2021	22.33	31.71	9.38	694.76
RW-30	717.30	04/01/2021	22.89	28.80	5.91	692.83
RW-30	717.30	04/29/2021	23.52	27.15	3.63	692.81
RW-30	717.30	05/26/2021	24.88	26.95	2.07	691.87
RW-30	717.30	06/09/2021	25.43	26.96	1.53	691.46
RW-30	717.30	07/01/2021	26.25	27.04	0.79	690.84
RW-30	717.30	07/14/2021	26.81	27.44	0.63	690.32
RW-30	717.30	07/28/2021	27.58	28.09	0.51	689.58
RW-30	717.30	08/26/2021	29.1	30.09	0.99	687.94
RW-30	717.30	09/16/2021	30.51	30.62	0.11	686.76
RW-30	717.30	09/23/2021	30.75	31.03	0.28	686.48
RW-30	717.30	10/27/2021	31.49	35.52	4.03	684.73
RW-30	717.30	11/30/2021	31.43	NW	7.87	N/A
RW-30	717.30	12/28/2021	33.54	NW	5.76	N/A
RW-30	717.30	01/27/2022	36.29	39.31	3.02	680.20
RW-31						
RW-31	716.23	09/14/2020	27.38	28.66	1.28	688.51
RW-31	716.23	09/28/2020	23.25	43.45	20.20	687.57
RW-31	716.23	10/02/2020	26.30	35.40	9.10	687.49
RW-31	716.23	10/06/2020	24.99	36.40	11.41	688.18
RW-31	716.23	10/19/2020	22.55	46.14	23.59	687.37
RW-31	716.23	11/09/2020	22.74	48.18	25.44	686.68
RW-31	716.23	11/23/2020	22.91	NW	>25.16	N/A
RW-31	716.23	12/26/2020	21.08	46.13	25.05	688.44

Table 4
Summary of Recovery Well Gauging Data

Colonial Pipeline Company
2020-L1-SR2448
Huntersville, North Carolina

Well ID	Top Of Casing Elevation[1]	Date	Depth to Free Product (ft btoc)	Depth to Groundwater (ft btoc)	Free Product Thickness (ft)	Groundwater Elevation[2] (ft btoc)
RW-31	716.23	02/01/2021	22.42	46.16	23.74	687.46
RW-31	716.23	03/04/2021	22.31	NW	>23.69	N/A
RW-31	714.14	04/01/2021	25.65	43.79	18.14	683.64
RW-31	714.14	04/29/2021	27.16	36.59	9.43	684.46
RW-31	714.14	05/26/2021	28.82	31.90	3.08	684.50
RW-31	714.14	06/09/2021	29.12	31.72	2.60	684.32
RW-31	714.14	07/01/2021	29.72	31.67	1.95	683.90
RW-31	714.14	07/14/2021	29.74	32.31	2.57	683.71
RW-31	714.14	07/28/2021	30.48	34.25	3.77	682.65
RW-31	714.14	08/26/2021	32.30	37.94	5.64	680.33
RW-31	714.14	09/16/2021	33.37	39.17	5.80	679.22
RW-31	714.14	09/23/2021	33.94	39.37	5.43	678.75
RW-31	714.14	10/27/2021	36.72	39.49	2.77	676.68
RW-31	714.14	11/30/2021	40.33	41.39	1.06	673.53
RW-31	714.14	12/28/2021	41.19	42.35	1.16	672.64
RW-31	714.14	01/27/2022	41.11	44.50	3.39	672.12
RW-32						
RW-32	716.45	09/28/2020	26.65	38.78	12.13	686.55
RW-32	716.45	10/02/2020	27.50	36.95	9.45	686.42
RW-32	716.45	10/06/2020	27.31	33.30	5.99	687.53
RW-32	716.45	10/08/2020	27.31	33.30	5.99	687.53
RW-32	716.45	10/19/2020	26.89	39.24	12.35	686.25
RW-32	716.45	11/09/2020	27.04	40.14	13.10	685.90
RW-32	716.45	11/23/2020	27.15	40.37	13.22	685.76
RW-32	716.45	12/26/2020	25.31	39.55	14.24	687.32
RW-32	716.45	02/01/2021	28.39	40.42	12.03	684.84
RW-32	716.45	03/04/2021	28.18	38.28	10.10	685.56
RW-32	716.45	04/01/2021	29.62	36.99	7.37	684.85
RW-32	716.45	04/29/2021	30.59	35.51	4.92	684.54
RW-32	716.45	05/26/2021	30.65	34.23	3.58	684.84
RW-32	716.45	06/09/2021	31.06	34.11	3.05	684.57
RW-32	716.45	07/01/2021	31.33	34.24	2.91	684.34
RW-32	716.45	07/14/2021	31.21	34.27	3.06	684.42
RW-32	716.45	07/28/2021	32.17	34.48	2.31	683.66
RW-32	716.45	08/26/2021	34.00	36.36	2.36	681.81
RW-32	716.45	09/16/2021	34.77	37.83	3.06	680.86
RW-32	716.45	09/23/2021	35.40	38.36	2.96	680.25
RW-32	716.45	10/27/2021	36.76	39.66	2.90	678.91
RW-32	716.45	11/30/2021	40.75	41.58	0.83	675.47
RW-32	716.45	12/28/2021	41.02	42.66	1.64	674.99
RW-32	716.45	01/27/2022	41.53	43.28	1.75	674.45
RW-33						
RW-33	716.59	09/28/2020	ND	31.60	0.00	684.99
RW-33	716.59	10/09/2020	ND	30.88	0.00	685.71
RW-33	716.59	10/19/2020	ND	30.90	0.00	685.69

Table 4
Summary of Recovery Well Gauging Data

Colonial Pipeline Company
2020-L1-SR2448
Huntersville, North Carolina

Well ID	Top Of Casing Elevation[1]	Date	Depth to Free Product (ft btoc)	Depth to Groundwater (ft btoc)	Free Product Thickness (ft)	Groundwater Elevation[2] (ft btoc)
RW-33	716.59	11/09/2020	ND	31.24	0.00	685.35
RW-33	716.59	11/23/2020	31.25	31.31	0.06	685.32
RW-33	716.59	12/26/2020	31.33	32.34	1.01	684.99
RW-33	716.59	02/01/2021	29.70	38.67	8.97	684.49
RW-33	716.59	03/04/2021	29.94	35.54	5.60	685.15
RW-33	716.59	04/01/2021	29.92	37.13	7.21	684.74
RW-33	716.59	04/29/2021	30.58	37.00	6.42	684.29
RW-33	716.59	05/26/2021	30.50	36.46	5.96	684.50
RW-33	716.59	06/09/2021	30.77	36.74	5.97	684.22
RW-33	716.59	07/01/2021	31.20	36.72	5.52	683.91
RW-33	716.59	07/14/2021	31.27	36.38	5.11	683.95
RW-33	716.59	07/28/2021	31.82	37.49	5.67	683.25
RW-33	716.59	08/26/2021	33.83	38.43	4.60	681.53
RW-33	716.59	09/16/2021	36.13	36.26	0.13	680.43
RW-33	716.59	09/23/2021	36.71	37.04	0.33	679.79
RW-33	716.59	10/27/2021	38.09	38.45	0.36	678.40
RW-33	716.59	11/30/2021	41.30	41.51	0.21	675.23
RW-33	716.59	12/28/2021	41.70	41.93	0.23	674.83
RW-33	716.59	01/27/2022	42.28	42.54	0.26	674.24
RW-34						
RW-34	735.92	09/28/2020	33.95	43.25	9.30	699.48
RW-34	735.92	10/02/2020	42.78	43.50	0.72	692.94
RW-34	735.92	10/07/2020	42.59	43.31	0.72	693.13
RW-34	735.92	10/19/2020	42.64	43.73	1.09	692.98
RW-34	735.92	11/09/2020	42.21	45.75	3.54	692.76
RW-34	735.92	11/23/2020	41.91	46.26	4.35	692.84
RW-34	735.92	12/26/2020	39.03	48.84	9.81	694.26
RW-34	735.92	02/01/2021	40.58	48.31	7.73	693.27
RW-34	735.92	03/04/2021	40.61	NW	>7.89	N/A
RW-34	735.92	04/01/2021	41.63	48.65	7.02	692.41
RW-34	735.92	04/29/2021	42.06	48.24	6.18	692.20
RW-34	735.92	05/26/2021	42.64	47.52	4.88	691.97
RW-34	735.92	06/09/2021	42.69	48.14	5.45	691.77
RW-34	735.92	07/01/2021	42.65	48.18	5.53	691.79
RW-34	735.92	07/14/2021	43.62	47.11	3.49	691.36
RW-34	735.92	07/28/2021	43.88	47.05	3.17	691.19
RW-34	735.92	08/26/2021	44.40	47.35	2.95	690.73
RW-34	735.92	09/16/2021	45.70	47.34	1.64	689.78
RW-34	735.92	09/23/2021	45.96	47.22	1.26	689.62
RW-34	735.92	10/27/2021	46.31	47.58	1.27	689.27
RW-34	735.92	11/30/2021	47.12	48.52	1.40	688.42
RW-34	735.92	12/28/2021	47.75	49.00	1.25	687.83
RW-34	735.92	01/27/2022	47.93	48.98	1.05	687.70

Table 4
Summary of Recovery Well Gauging Data

Colonial Pipeline Company
2020-L1-SR2448
Huntersville, North Carolina

Well ID	Top Of Casing Elevation[1]	Date	Depth to Free Product (ft btoc)	Depth to Groundwater (ft btoc)	Free Product Thickness (ft)	Groundwater Elevation[2] (ft btoc)
RW-35						
RW-35	740.16	10/02/2020	41.25	53.80	12.55	695.55
RW-35	740.16	10/07/2020	42.31	47.66	5.35	696.42
RW-35	740.16	10/19/2020	40.44	53.16	12.72	696.32
RW-35	740.16	11/09/2020	40.87	53.48	12.61	695.92
RW-35	740.16	11/23/2020	41.56	53.07	11.51	695.52
RW-35	740.16	12/26/2020	41.96	54.60	12.64	694.82
RW-35	740.16	02/01/2021	43.28	52.67	9.39	694.37
RW-35	740.16	03/04/2021	43.72	53.11	9.39	693.93
RW-35	740.16	04/01/2021	ND	44.67	0.00	695.49
RW-35	740.16	04/29/2021	44.91	53.92	9.01	692.84
RW-35	740.16	05/26/2021	46.31	49.48	3.17	693.00
RW-35	740.16	06/09/2021	46.84	49.43	2.59	692.63
RW-35	740.16	07/01/2021	48.05	49.70	1.65	691.67
RW-35	740.16	07/14/2021	48.56	49.75	1.19	691.28
RW-35	740.16	07/28/2021	48.78	50.12	1.34	691.02
RW-35	740.16	08/26/2021	49.33	51.09	1.76	690.36
RW-35	740.16	09/16/2021	49.96	52.05	2.09	689.64
RW-35	740.16	09/23/2021	50.16	52.02	1.86	689.50
RW-35	740.16	10/27/2021	50.94	53.48	2.54	688.54
RW-35	740.16	11/30/2021	51.67	54.62	2.95	687.70
RW-35	740.16	12/28/2021	52.00	55.18	3.18	687.31
RW-35	740.16	01/27/2022	52.02	55.58	3.56	687.19
RW-36						
RW-36	743.69	10/02/2020	45.00	58.63	13.63	695.04
RW-36	743.69	10/07/2020	45.22	56.81	11.59	695.37
RW-36	743.69	10/19/2020	45.39	59.40	14.01	694.55
RW-36	743.69	11/09/2020	45.84	58.68	12.84	694.42
RW-36	743.69	11/23/2020	46.10	59.50	13.40	694.01
RW-36	743.69	12/26/2020	44.45	56.67	12.22	695.97
RW-36	743.69	02/01/2021	46.24	55.27	9.03	695.03
RW-36	741.45	03/04/2021	46.87	54.63	7.76	692.50
RW-36	741.45	04/01/2021	ND	47.92	0.00	693.53
RW-36	741.45	04/29/2021	48.28	53.36	5.08	691.81
RW-36	741.45	05/26/2021	48.44	52.34	3.90	691.97
RW-36	741.45	06/09/2021	48.99	52.77	3.78	691.45
RW-36	741.45	07/01/2021	49.68	54.21	4.53	690.56
RW-36	741.45	07/14/2021	49.85	54.65	4.80	690.32
RW-36	741.45	07/28/2021	50.02	54.97	4.95	690.11
RW-36	741.45	08/26/2021	50.65	55.55	4.90	689.49
RW-36	741.45	09/16/2021	51.94	55.12	3.18	688.66
RW-36	741.45	09/23/2021	52.35	54.61	2.26	688.50
RW-36	741.45	10/27/2021	54.08	54.34	0.26	687.30
RW-36	741.45	11/30/2021	55.22	55.58	0.36	686.13
RW-36	741.45	12/28/2021	55.61	55.95	0.34	685.75

Table 4
Summary of Recovery Well Gauging Data

Colonial Pipeline Company
2020-L1-SR2448
Huntersville, North Carolina

Well ID	Top Of Casing Elevation[1]	Date	Depth to Free Product (ft btoc)	Depth to Groundwater (ft btoc)	Free Product Thickness (ft)	Groundwater Elevation[2] (ft btoc)
RW-36	741.45	01/27/2022	55.49	56.06	0.57	685.81
RW-37						
RW-37	744.77	10/08/2020	51.74	53.64	1.90	692.52
RW-37	744.77	10/19/2020	52.15	52.87	0.72	692.43
RW-37	744.77	11/09/2020	51.95	53.65	1.70	692.37
RW-37	744.77	11/23/2020	52.16	53.30	1.14	692.31
RW-37	744.77	12/26/2020	49.85	52.54	2.69	694.20
RW-37	744.77	02/01/2021	49.83	53.88	4.05	693.86
RW-37	742.78	03/04/2021	50.10	53.06	2.96	691.89
RW-37	742.78	04/01/2021	50.51	50.96	0.45	692.15
RW-37	742.78	04/29/2021	50.79	51.94	1.15	691.68
RW-37	742.78	05/26/2021	50.74	52.13	1.39	691.67
RW-37	742.78	06/09/2021	51.11	51.81	0.70	691.48
RW-37	742.78	07/01/2021	51.53	52.05	0.52	691.11
RW-37	742.78	07/14/2021	51.65	52.16	0.51	690.99
RW-37	742.78	07/28/2021	51.90	52.38	0.48	690.75
RW-37	742.78	08/26/2021	52.45	52.86	0.41	690.22
RW-37	742.78	09/16/2021	52.99	53.33	0.34	689.70
RW-37	742.78	09/23/2021	53.10	53.62	0.52	689.54
RW-37	742.78	10/27/2021	53.82	54.61	0.79	688.75
RW-37	742.78	11/30/2021	54.81	55.41	0.60	687.81
RW-37	742.78	12/28/2021	55.40	56.07	0.67	687.20
RW-37	742.78	01/27/2022	55.86	56.41	0.55	686.77
RW-38						
RW-38	739.72	10/02/2020	38.70	49.00	10.30	698.27
RW-38	739.72	10/07/2020	39.38	45.53	6.15	698.70
RW-38	739.72	10/19/2020	38.15	49.55	11.40	698.52
RW-38	739.72	11/09/2020	39.17	49.60	10.43	697.76
RW-38	739.72	11/23/2020	39.71	NW	>9.97	N/A
RW-38	739.72	12/26/2020	38.12	47.70	9.58	699.04
RW-38	739.72	02/01/2021	39.17	46.70	7.53	698.54
RW-38	737.33	03/04/2021	39.92	47.00	7.08	695.52
RW-38	737.33	04/01/2021	ND	41.29	0.00	696.04
RW-38	737.33	04/29/2021	42.14	43.90	1.76	694.72
RW-38	737.33	05/26/2021	42.53	42.95	0.42	694.69
RW-38	737.33	06/09/2021	42.92	43.08	0.16	694.37
RW-38	737.33	07/01/2021	43.38	43.60	0.22	693.89
RW-38	737.33	07/14/2021	43.77	43.91	0.14	693.52
RW-38	737.33	07/28/2021	44.14	44.36	0.22	693.13
RW-38	737.33	08/26/2021	44.80	44.95	0.15	692.49
RW-38	737.33	09/16/2021	45.23	45.93	0.70	691.91
RW-38	737.33	09/23/2021	45.35	46.09	0.74	691.78
RW-38	737.33	10/27/2021	45.77	47.04	1.27	691.22
RW-38	737.33	11/30/2021	Dry	Dry	Dry	Dry
RW-38	737.33	12/28/2021	Dry	Dry	Dry	Dry

Table 4
Summary of Recovery Well Gauging Data

Colonial Pipeline Company
2020-L1-SR2448
Huntersville, North Carolina

Well ID	Top Of Casing Elevation[1]	Date	Depth to Free Product (ft btoc)	Depth to Groundwater (ft btoc)	Free Product Thickness (ft)	Groundwater Elevation[2] (ft btoc)
RW-38	737.33	01/27/2022	Dry	Dry	Dry	Dry
RW-39						
RW-39	721.77	10/08/2020	ND	32.44	0.00	689.33
RW-39	721.77	10/19/2020	32.49	32.66	0.17	689.24
RW-39	721.77	11/09/2020	32.47	32.64	0.17	689.26
RW-39	721.77	11/23/2020	ND	32.41	0.00	689.36
RW-39	721.77	12/26/2020	32.34	32.49	0.15	689.39
RW-39	721.77	01/19/2021	32.70	32.81	0.11	689.04
RW-39	721.77	01/25/2021	32.63	32.79	0.16	689.10
RW-39	721.77	02/01/2021	32.45	32.60	0.15	689.28
RW-39	721.77	02/08/2021	33.05	33.14	0.09	688.70
RW-39	721.77	02/16/2021	32.68	32.75	0.07	689.07
RW-39	721.77	02/22/2021	32.51	32.56	0.05	689.25
RW-39	721.77	03/04/2021	32.22	32.40	0.18	689.50
RW-39	721.77	03/08/2021	32.60	32.65	0.05	689.16
RW-39	721.77	03/15/2021	32.55	32.60	0.05	689.21
RW-39	721.77	03/22/2021	32.43	32.46	0.03	689.33
RW-39	721.77	04/01/2021	32.12	32.15	0.03	689.64
RW-39	721.77	04/12/2021	32.20	32.24	0.04	689.56
RW-39	721.77	04/19/2021	32.20	32.22	0.02	689.56
RW-39	721.77	04/29/2021	31.88	31.89	0.01	689.89
RW-39	721.77	05/03/2021	32.06	32.09	0.03	689.70
RW-39	721.77	05/10/2021	33.00	33.03	0.03	688.76
RW-39	721.77	05/18/2021	31.99	32.02	0.03	689.77
RW-39	721.77	05/26/2021	31.88	31.90	0.02	689.88
RW-39	721.77	05/31/2021	32.17	32.20	0.03	689.59
RW-39	721.77	06/07/2021	32.25	32.29	0.04	689.51
RW-39	721.77	06/14/2021	32.28	32.31	0.03	689.48
RW-39	721.77	06/21/2021	32.46	32.49	0.03	689.30
RW-39	721.77	07/01/2021	32.46	32.54	0.08	689.29
RW-39	721.77	07/06/2021	33.88	33.92	0.04	687.88
RW-39	721.77	07/14/2021	32.81	32.89	0.08	688.94
RW-39	721.77	07/28/2021	33.29	33.38	0.09	688.46
RW-39	721.77	08/02/2021	33.82	33.91	0.09	687.93
RW-39	721.77	08/16/2021	33.88	34.72	0.84	687.67
RW-39	721.77	08/26/2021	33.58	35.58	2.00	687.65
RW-39	721.77	08/30/2021	33.80	36.07	2.27	687.36
RW-39	721.77	09/16/2021	32.02	33.03	1.01	689.48
RW-39	721.77	09/23/2021	32.21	33.09	0.88	689.32
RW-39	721.77	10/27/2021	32.94	34.11	1.17	688.52
RW-39	719.36	11/30/2021	33.52	35.10	1.58	685.42
RW-39	719.36	12/28/2021	34.51	35.23	0.72	684.66
RW-39	719.36	01/27/2022	35.25	36.80	1.55	683.70

Table 4
Summary of Recovery Well Gauging Data

Colonial Pipeline Company
2020-L1-SR2448
Huntersville, North Carolina

Well ID	Top Of Casing Elevation[1]	Date	Depth to Free Product (ft btoc)	Depth to Groundwater (ft btoc)	Free Product Thickness (ft)	Groundwater Elevation[2] (ft btoc)
RW-40						
RW-40	722.94	10/08/2020	ND	33.34	0.00	689.60
RW-40	722.94	10/19/2020	ND	33.50	0.00	689.44
RW-40	722.94	11/09/2020	ND	33.42	0.00	689.52
RW-40	722.94	11/23/2020	ND	32.57	0.00	690.37
RW-40	722.94	12/26/2020	ND	33.30	0.00	689.64
RW-40	722.94	01/19/2021	ND	33.76	0.00	689.18
RW-40	722.94	01/25/2021	ND	33.69	0.00	689.25
RW-40	722.94	02/01/2021	ND	33.47	0.00	689.47
RW-40	722.94	02/08/2021	ND	34.11	0.00	688.83
RW-40	722.94	02/16/2021	ND	33.72	0.00	689.22
RW-40	722.94	02/22/2021	ND	33.57	0.00	689.37
RW-40	722.94	03/04/2021	ND	33.38	0.00	689.56
RW-40	722.94	03/08/2021	ND	33.64	0.00	689.30
RW-40	722.94	03/16/2021	ND	33.67	0.00	689.27
RW-40	722.94	03/22/2021	ND	33.50	0.00	689.44
RW-40	722.94	04/01/2021	ND	33.15	0.00	689.79
RW-40	722.94	04/12/2021	ND	33.28	0.00	689.66
RW-40	722.94	04/19/2021	ND	33.26	0.00	689.68
RW-40	722.94	04/29/2021	ND	32.91	0.00	690.03
RW-40	722.94	05/03/2021	ND	33.08	0.00	689.86
RW-40	722.94	05/18/2021	ND	32.95	0.00	689.99
RW-40	722.94	05/26/2021	ND	32.82	0.00	690.12
RW-40	722.94	05/31/2021	ND	33.15	0.00	689.79
RW-40	722.94	06/07/2021	ND	33.21	0.00	689.73
RW-40	722.94	06/14/2021	ND	33.25	0.00	689.69
RW-40	722.94	06/21/2021	ND	33.38	0.00	689.56
RW-40	722.94	07/01/2021	ND	33.34	0.00	689.60
RW-40	722.94	07/06/2021	ND	33.84	0.00	689.10
RW-40	722.94	07/14/2021	ND	33.77	0.00	689.17
RW-40	722.94	07/28/2021	ND	34.17	0.00	688.77
RW-40	722.94	08/02/2021	ND	34.64	0.00	688.30
RW-40	722.94	08/16/2021	ND	34.93	0.00	688.01
RW-40	722.94	08/26/2021	ND	34.87	0.00	688.07
RW-40	722.94	08/30/2021	ND	35.23	0.00	687.71
RW-40	722.94	09/23/2021	ND	35.66	0.00	687.28
RW-40	722.94	10/06/2021	ND	36.21	0.00	686.73
RW-40	722.94	10/12/2021	ND	36.43	0.00	686.51
RW-40	722.94	10/18/2021	ND	36.54	0.00	686.40
RW-40	722.94	10/27/2021	ND	36.39	0.00	686.55
RW-40	722.94	11/01/2021	ND	36.56	0.00	686.38
RW-40	722.94	11/15/2021	ND	36.77	0.00	686.17
RW-40	722.94	11/22/2021	ND	36.95	0.00	685.99
RW-40	722.94	11/30/2021	ND	37.15	0.00	685.79
RW-40	722.94	12/06/2021	ND	37.20	0.00	685.74

Table 4
Summary of Recovery Well Gauging Data

Colonial Pipeline Company
2020-L1-SR2448
Huntersville, North Carolina

Well ID	Top Of Casing Elevation[1]	Date	Depth to Free Product (ft btoc)	Depth to Groundwater (ft btoc)	Free Product Thickness (ft)	Groundwater Elevation[2] (ft btoc)
RW-40	722.94	12/13/2021	ND	37.47	0.00	685.47
RW-40	722.94	12/20/2021	ND	37.65	0.00	685.29
RW-40	722.94	12/28/2021	ND	37.72	0.00	685.22
RW-40	722.94	01/04/2022	ND	38.22	0.00	684.72
RW-40	722.94	01/10/2022	ND	38.40	0.00	684.54
RW-40	722.94	01/27/2022	ND	38.61	0.00	684.33
RW-40	722.94	01/31/2022	ND	38.69	0.00	684.25
RW-40	722.94	02/09/2022	ND	39.07	0.00	683.87
RW-40	722.94	02/14/2022	ND	39.30	0.00	683.64
RW-41						
RW-41	735.51	11/23/2020	Dry	Dry	Dry	Dry
RW-41	735.51	12/26/2020	Dry	Dry	Dry	Dry
RW-41	735.51	02/01/2021	Dry	Dry	Dry	Dry
RW-41	735.51	03/04/2021	Dry	Dry	Dry	Dry
RW-41	735.51	04/01/2021	Dry	Dry	Dry	Dry
RW-41	735.51	04/12/2021	Dry	Dry	Dry	Dry
RW-41	735.51	04/19/2021	Dry	Dry	Dry	Dry
RW-41	735.51	04/29/2021	Dry	Dry	Dry	Dry
RW-41	735.51	05/03/2021	Dry	Dry	Dry	Dry
RW-41	735.51	05/10/2021	Dry	Dry	Dry	Dry
RW-41	735.51	05/18/2021	Dry	Dry	Dry	Dry
RW-41	735.51	05/26/2021	Dry	Dry	Dry	Dry
RW-41	735.51	05/31/2021	Dry	Dry	Dry	Dry
RW-41	735.51	06/09/2021	Dry	Dry	Dry	Dry
RW-41	735.51	06/14/2021	Dry	Dry	Dry	Dry
RW-41	735.51	06/21/2021	Dry	Dry	Dry	Dry
RW-41	735.51	07/01/2021	Dry	Dry	Dry	Dry
RW-41	735.51	07/06/2021	Dry	Dry	Dry	Dry
RW-41	735.51	07/14/2021	Dry	Dry	Dry	Dry
RW-41	735.51	07/28/2021	Dry	Dry	Dry	Dry
RW-41	735.51	08/02/2021	Dry	Dry	Dry	Dry
RW-41	735.51	08/16/2021	Dry	Dry	Dry	Dry
RW-41	735.51	08/26/2021	Dry	Dry	Dry	Dry
RW-41	735.51	08/30/2021	Dry	Dry	Dry	Dry
RW-41	735.51	09/16/2021	Dry	Dry	Dry	Dry
RW-41	735.51	09/23/2021	Dry	Dry	Dry	Dry
RW-41	735.51	10/06/2021	Dry	Dry	Dry	Dry
RW-41	735.51	10/12/2021	Dry	Dry	Dry	Dry
RW-41	735.51	10/27/2021	Dry	Dry	Dry	Dry
RW-41	735.51	11/01/2021	Dry	Dry	Dry	Dry
RW-41	735.51	11/15/2021	Dry	Dry	Dry	Dry
RW-41	735.51	11/22/2021	Dry	Dry	Dry	Dry
RW-41	735.51	11/30/2021	Dry	Dry	Dry	Dry
RW-41	735.51	12/06/2021	Dry	Dry	Dry	Dry
RW-41	735.51	12/13/2021	Dry	Dry	Dry	Dry

Table 4
Summary of Recovery Well Gauging Data

Colonial Pipeline Company
2020-L1-SR2448
Huntersville, North Carolina

Well ID	Top Of Casing Elevation[1]	Date	Depth to Free Product (ft btoc)	Depth to Groundwater (ft btoc)	Free Product Thickness (ft)	Groundwater Elevation[2] (ft btoc)
RW-41	735.51	12/20/2021	Dry	Dry	Dry	Dry
RW-41	735.51	12/28/2021	Dry	Dry	Dry	Dry
RW-41	735.51	01/04/2022	Dry	Dry	Dry	Dry
RW-41	735.51	01/10/2022	Dry	Dry	Dry	Dry
RW-41	735.51	01/27/2022	Dry	Dry	Dry	Dry
RW-41	735.51	01/31/2022	Dry	Dry	Dry	Dry
RW-41	735.51	02/09/2022	Dry	Dry	Dry	Dry
RW-41	735.51	02/14/2022	Dry	Dry	Dry	Dry
RW-42						
RW-42	733.80	11/23/2020	Dry	Dry	Dry	Dry
RW-42	733.80	12/26/2020	Dry	Dry	Dry	Dry
RW-42	733.80	01/25/2021	Dry	Dry	Dry	Dry
RW-42	733.80	02/01/2021	Dry	Dry	Dry	Dry
RW-42	733.80	02/08/2021	Dry	Dry	Dry	Dry
RW-42	733.80	03/04/2021	Dry	Dry	Dry	Dry
RW-42	733.80	04/01/2021	ND	31.29	0.00	702.51
RW-42	733.80	04/12/2021	ND	31.32	0.00	702.48
RW-42	733.80	04/19/2021	Dry	Dry	Dry	Dry
RW-42	733.80	04/29/2021	Dry	Dry	Dry	Dry
RW-42	733.80	05/03/2021	Dry	Dry	Dry	Dry
RW-42	733.80	05/10/2021	Dry	Dry	Dry	Dry
RW-42	733.80	05/18/2021	Dry	Dry	Dry	Dry
RW-42	733.80	05/26/2021	Dry	Dry	Dry	Dry
RW-42	733.80	05/31/2021	Dry	Dry	Dry	Dry
RW-42	733.80	06/09/2021	Dry	Dry	Dry	Dry
RW-42	733.80	06/14/2021	Dry	Dry	Dry	Dry
RW-42	733.80	06/21/2021	Dry	Dry	Dry	Dry
RW-42	733.80	07/01/2021	Dry	Dry	Dry	Dry
RW-42	733.80	07/06/2021	Dry	Dry	Dry	Dry
RW-42	733.80	07/14/2021	Dry	Dry	Dry	Dry
RW-42	734.80	07/28/2021	Dry	Dry	Dry	Dry
RW-42	734.80	08/02/2021	Dry	Dry	Dry	Dry
RW-42	734.80	08/16/2021	Dry	Dry	Dry	Dry
RW-42	734.80	08/26/2021	Dry	Dry	Dry	Dry
RW-42	734.80	08/30/2021	Dry	Dry	Dry	Dry
RW-42	734.80	09/16/2021	Dry	Dry	Dry	Dry
RW-42	734.80	09/23/2021	Dry	Dry	Dry	Dry
RW-42	734.80	10/06/2021	Dry	Dry	Dry	Dry
RW-42	734.80	10/12/2021	Dry	Dry	Dry	Dry
RW-42	734.80	10/27/2021	Dry	Dry	Dry	Dry
RW-42	734.80	11/01/2021	Dry	Dry	Dry	Dry
RW-42	734.80	11/15/2021	Dry	Dry	Dry	Dry
RW-42	734.80	11/22/2021	ND	28.55	0.00	706.25
RW-42	732.71	11/30/2021	Dry	Dry	Dry	Dry
RW-42	732.71	12/06/2021	ND	28.49	0.00	704.22

Table 4
Summary of Recovery Well Gauging Data

Colonial Pipeline Company
2020-L1-SR2448
Huntersville, North Carolina

Well ID	Top Of Casing Elevation[1]	Date	Depth to Free Product (ft btoc)	Depth to Groundwater (ft btoc)	Free Product Thickness (ft)	Groundwater Elevation[2] (ft btoc)
RW-42	732.71	12/13/2021	Dry	Dry	Dry	Dry
RW-42	732.71	12/20/2021	ND	27.99	0.00	704.72
RW-42	732.71	12/28/2021	Dry	Dry	Dry	Dry
RW-42	732.71	01/04/2022	ND	28.84	0.00	703.87
RW-42	732.71	01/10/2022	28.59	28.70	0.11	704.09
RW-42	732.71	01/27/2022	Dry	Dry	Dry	Dry
RW-42	732.71	01/31/2022	ND	28.96	0.00	703.75
RW-42	732.71	02/09/2022	Dry	Dry	Dry	Dry
RW-42	732.71	02/14/2022	Dry	Dry	Dry	Dry
RW-43						
RW-43	737.70	11/23/2020	37.26	41.71	4.45	699.25
RW-43	737.70	12/26/2020	ND	38.56	0.00	699.14
RW-43	737.70	02/01/2021	39.02	41.50	2.48	698.02
RW-43	737.70	03/04/2021	39.60	40.78	1.18	697.78
RW-43	737.70	04/01/2021	ND	40.05	0.00	697.65
RW-43	737.70	04/29/2021	39.69	39.83	0.14	697.97
RW-43	737.70	05/26/2021	39.72	39.75	0.03	697.97
RW-43	737.70	06/09/2021	ND	39.94	0.00	697.76
RW-43	737.70	07/01/2021	40.19	40.43	0.24	697.45
RW-43	737.70	07/14/2021	40.41	40.44	0.03	697.28
RW-43	737.70	07/28/2021	40.65	40.90	0.25	696.98
RW-43	737.70	08/26/2021	ND	41.36	0.00	696.34
RW-43	737.70	09/16/2021	41.47	42.74	1.27	695.89
RW-43	737.70	09/23/2021	ND	41.57	0.00	696.13
RW-43	737.70	10/27/2021	41.98	42.90	0.92	695.47
RW-43	737.70	11/30/2021	42.64	42.90	0.26	694.99
RW-43	737.70	12/28/2021	42.56	42.94	0.38	695.04
RW-43	737.70	01/27/2022	42.64	43.31	0.67	694.88
RW-44						
RW-44	738.21	11/23/2020	Dry	Dry	Dry	Dry
RW-44	738.21	12/26/2020	Dry	Dry	Dry	Dry
RW-44	738.21	01/19/2021	Dry	Dry	Dry	Dry
RW-44	738.21	01/25/2021	Dry	Dry	Dry	Dry
RW-44	738.21	02/01/2021	Dry	Dry	Dry	Dry
RW-44	738.21	02/08/2021	Dry	Dry	Dry	Dry
RW-44	738.21	02/22/2021	Dry	Dry	Dry	Dry
RW-44	738.21	03/04/2021	Dry	Dry	Dry	Dry
RW-44	738.21	04/01/2021	Dry	Dry	Dry	Dry
RW-44	738.21	04/12/2021	Dry	Dry	Dry	Dry
RW-44	738.21	04/19/2021	Dry	Dry	Dry	Dry
RW-44	738.21	04/29/2021	Dry	Dry	Dry	Dry
RW-44	738.21	05/03/2021	Dry	Dry	Dry	Dry
RW-44	738.21	05/10/2021	Dry	Dry	Dry	Dry
RW-44	738.21	05/18/2021	Dry	Dry	Dry	Dry
RW-44	738.21	05/26/2021	Dry	Dry	Dry	Dry

Table 4
Summary of Recovery Well Gauging Data

Colonial Pipeline Company
2020-L1-SR2448
Huntersville, North Carolina

Well ID	Top Of Casing Elevation[1]	Date	Depth to Free Product (ft btoc)	Depth to Groundwater (ft btoc)	Free Product Thickness (ft)	Groundwater Elevation[2] (ft btoc)
RW-44	738.21	05/31/2021	Dry	Dry	Dry	Dry
RW-44	738.21	06/09/2021	Dry	Dry	Dry	Dry
RW-44	738.21	06/14/2021	Dry	Dry	Dry	Dry
RW-44	738.21	06/21/2021	Dry	Dry	Dry	Dry
RW-44	738.21	07/01/2021	Dry	Dry	Dry	Dry
RW-44	738.21	07/06/2021	Dry	Dry	Dry	Dry
RW-44	738.21	07/14/2021	Dry	Dry	Dry	Dry
RW-44	738.21	07/28/2021	Dry	Dry	Dry	Dry
RW-44	738.21	08/02/2021	Dry	Dry	Dry	Dry
RW-44	738.21	08/16/2021	Dry	Dry	Dry	Dry
RW-44	738.21	08/26/2021	Dry	Dry	Dry	Dry
RW-44	738.21	08/30/2021	Dry	Dry	Dry	Dry
RW-44	738.21	09/16/2021	Dry	Dry	Dry	Dry
RW-44	738.21	09/23/2021	Dry	Dry	Dry	Dry
RW-44	738.21	10/06/2021	Dry	Dry	Dry	Dry
RW-44	738.21	10/12/2021	Dry	Dry	Dry	Dry
RW-44	738.21	10/27/2021	Dry	Dry	Dry	Dry
RW-44	738.21	11/01/2021	Dry	Dry	Dry	Dry
RW-44	738.21	11/15/2021	Dry	Dry	Dry	Dry
RW-44	738.21	11/22/2021	Dry	Dry	Dry	Dry
RW-44	737.60	11/30/2021	Dry	Dry	Dry	Dry
RW-44	737.60	12/06/2021	Dry	Dry	Dry	Dry
RW-44	737.60	12/13/2021	Dry	Dry	Dry	Dry
RW-44	737.60	12/20/2021	Dry	Dry	Dry	Dry
RW-44	737.60	12/28/2021	Dry	Dry	Dry	Dry
RW-44	737.60	01/04/2022	Dry	Dry	Dry	Dry
RW-44	737.60	01/10/2022	Dry	Dry	Dry	Dry
RW-44	737.60	01/27/2022	Dry	Dry	Dry	Dry
RW-44	737.60	01/31/2022	Dry	Dry	Dry	Dry
RW-44	737.60	02/09/2022	Dry	Dry	Dry	Dry
RW-44	737.60	02/14/2022	Dry	Dry	Dry	Dry
RW-45						
RW-45	722.04	11/23/2020	31.05	32.01	0.96	690.73
RW-45	722.04	12/26/2020	31.04	31.48	0.44	690.88
RW-45	722.04	02/01/2021	31.18	32.69	1.51	690.46
RW-45	722.04	03/04/2021	31.44	31.58	0.14	690.56
RW-45	722.04	04/01/2021	31.63	31.64	0.01	690.41
RW-45	722.04	04/29/2021	31.49	31.58	0.09	690.53
RW-45	722.04	05/26/2021	32.16	32.18	0.02	689.87
RW-45	722.04	06/09/2021	32.49	32.52	0.03	689.54
RW-45	722.04	07/01/2021	32.94	32.98	0.04	689.09
RW-45	722.04	07/14/2021	ND	33.34	0.00	688.70
RW-45	722.04	07/28/2021	33.82	33.88	0.06	688.20
RW-45	722.04	08/26/2021	ND	34.64	0.00	687.40
RW-45	722.04	09/16/2021	ND	35.26	0.00	686.78

Table 4
Summary of Recovery Well Gauging Data

Colonial Pipeline Company
2020-L1-SR2448
Huntersville, North Carolina

Well ID	Top Of Casing Elevation[1]	Date	Depth to Free Product (ft btoc)	Depth to Groundwater (ft btoc)	Free Product Thickness (ft)	Groundwater Elevation[2] (ft btoc)
RW-45	722.04	09/23/2021	35.42	35.47	0.05	686.61
RW-45	722.04	10/27/2021	36.30	36.31	0.01	685.74
RW-45	722.04	11/30/2021	ND	37.55	0.00	684.49
RW-45	722.04	12/28/2021	38.36	38.40	0.04	683.67
RW-45	722.04	01/27/2022	39.03	39.06	0.03	683.00
RW-46			**RW-46**			
RW-46	716.92	11/23/2020	23.02	NW	>20.99	N/A
RW-46	716.92	12/26/2020	24.10	43.70	19.60	687.58
RW-46	716.92	01/25/2021	Dry	Dry	Dry	Dry
RW-46	716.92	02/01/2021	26.60	43.43	16.83	685.82
RW-46	716.92	02/08/2021	ARP	ARP	ARP	ARP
RW-46	716.92	03/04/2021	26.46	41.42	14.96	686.46
RW-46	716.66	04/01/2021	28.38	36.76	8.38	686.03
RW-46	716.66	04/29/2021	28.61	35.09	6.48	686.32
RW-46	716.66	05/26/2021	30.14	33.76	3.62	685.55
RW-46	716.66	06/09/2021	30.85	33.04	2.19	685.23
RW-46	716.66	07/01/2021	31.10	34.19	3.09	684.74
RW-46	716.66	07/14/2021	31.89	33.02	1.13	684.47
RW-46	716.66	07/28/2021	32.42	35.08	2.66	683.53
RW-46	716.66	08/26/2021	33.96	37.30	3.34	681.81
RW-46	716.66	09/16/2021	35.45	37.56	2.11	680.65
RW-46	716.66	09/23/2021	35.94	38.17	2.23	680.13
RW-46	716.66	10/27/2021	35.92	43.25	7.33	678.78
RW-46	716.66	11/30/2021	39.26	NW	4.44	N/A
RW-46	716.66	12/28/2021	40.26	NW	3.44	N/A
RW-46	716.66	01/27/2022	40.95	43.70	2.75	674.98
			RW-47			
RW-47	726.60	12/26/2020	27.60	40.80	13.20	695.47
RW-47	726.60	02/01/2021	29.94	35.94	6.00	695.05
RW-47	726.60	03/04/2021	30.01	33.49	3.48	695.66
RW-47	725.40	04/01/2021	29.50	34.45	4.95	694.58
RW-47	725.40	04/29/2021	28.83	34.58	5.75	695.03
RW-47	725.40	05/26/2021	30.37	32.90	2.53	694.35
RW-47	725.40	06/09/2021	30.58	31.90	1.32	694.47
RW-47	725.40	07/01/2021	30.58	32.93	2.35	694.19
RW-47	725.40	07/14/2021	30.91	33.39	2.48	693.83
RW-47	725.40	07/28/2021	32.07	33.01	0.94	693.08
RW-47	725.40	08/26/2021	50.64	51.16	0.52	674.62
RW-47	725.40	09/16/2021	34.05	34.61	0.56	691.20
RW-47	725.40	09/23/2021	34.30	34.95	0.65	690.93
RW-47	725.40	10/27/2021	35.45	35.93	0.48	689.82
RW-47	725.40	11/30/2021	36.06	36.37	0.31	689.26
RW-47	725.40	12/28/2021	36.95	37.16	0.21	688.39
RW-47	725.40	01/27/2022	37.90	38.34	0.44	687.38

Table 4
Summary of Recovery Well Gauging Data

Colonial Pipeline Company
2020-L1-SR2448
Huntersville, North Carolina

Well ID	Top Of Casing Elevation[1]	Date	Depth to Free Product (ft btoc)	Depth to Groundwater (ft btoc)	Free Product Thickness (ft)	Groundwater Elevation[2] (ft btoc)
RW-48						
RW-48	741.03	12/26/2020	33.82	34.54	0.72	707.02
RW-48	741.03	02/01/2021	48.55	51.58	3.03	691.67
RW-48	741.03	03/04/2021	48.48	51.78	3.30	691.67
RW-48	741.03	04/01/2021	48.82	51.21	2.39	691.57
RW-48	741.03	04/29/2021	48.90	50.73	1.83	691.64
RW-48	741.03	05/26/2021	49.14	50.36	1.22	691.56
RW-48	741.03	06/09/2021	33.73	33.85	0.12	707.27
RW-48	741.03	07/01/2021	49.74	50.17	0.43	691.17
RW-48	741.03	07/14/2021	49.96	50.32	0.36	690.97
RW-48	741.03	07/28/2021	50.14	50.41	0.27	690.82
RW-48	741.03	08/26/2021	33.18	33.85	0.67	707.67
RW-48	741.03	09/16/2021	51.22	51.48	0.26	689.74
RW-48	741.03	09/23/2021	51.28	51.75	0.47	689.62
RW-48	741.03	10/27/2021	52.00	52.53	0.53	688.89
RW-48	741.03	11/30/2021	52.90	53.34	0.44	688.01
RW-48	741.03	12/28/2021	53.54	53.83	0.29	687.41
RW-48	741.03	01/27/2022	54.03	54.45	0.42	686.89
RW-49						
RW-49	730.47	02/01/2021	36.13	37.90	1.77	693.87
RW-49	730.47	03/04/2021	36.87	37.68	0.81	693.38
RW-49	730.47	04/01/2021	37.31	37.44	0.13	693.13
RW-49	730.47	04/29/2021	ND	37.13	0.00	693.34
RW-49	730.47	05/26/2021	38.05	38.49	0.44	692.30
RW-49	730.47	06/09/2021	38.49	38.98	0.49	691.85
RW-49	730.47	07/01/2021	39.04	39.80	0.76	691.23
RW-49	730.47	07/14/2021	39.57	40.72	1.15	690.59
RW-49	730.47	07/28/2021	39.86	39.94	0.08	690.59
RW-49	730.47	08/26/2021	40.33	40.76	0.43	690.03
RW-49	730.47	09/16/2021	40.76	41.33	0.57	689.56
RW-49	730.47	09/23/2021	40.83	40.86	0.03	689.63
RW-49	730.47	10/27/2021	41.52	42.12	0.60	688.79
RW-49	730.47	11/30/2021	41.98	42.71	0.73	688.30
RW-49	730.47	12/28/2021	42.43	43.24	0.81	687.82
RW-49	730.47	01/27/2022	42.01	43.22	1.21	688.14
RW-50						
RW-50	733.87	02/01/2021	40.40	40.89	0.49	693.34
RW-50	733.87	03/04/2021	40.31	41.26	0.95	693.30
RW-50	733.87	04/01/2021	40.81	41.27	0.46	692.93
RW-50	733.87	04/29/2021	40.21	41.56	1.35	693.30
RW-50	733.87	05/26/2021	ND	41.42	0.00	692.45
RW-50	733.87	06/09/2021	ND	41.76	0.00	692.11
RW-50	733.87	07/01/2021	ND	42.29	0.00	691.58
RW-50	733.87	07/14/2021	ND	42.58	0.00	691.29
RW-50	733.87	07/28/2021	42.67	42.69	0.02	691.19

Table 4
Summary of Recovery Well Gauging Data

Colonial Pipeline Company
2020-L1-SR2448
Huntersville, North Carolina

Well ID	Top Of Casing Elevation[1]	Date	Depth to Free Product (ft btoc)	Depth to Groundwater (ft btoc)	Free Product Thickness (ft)	Groundwater Elevation[2] (ft btoc)
RW-50	733.87	08/26/2021	43.28	43.32	0.04	690.58
RW-50	733.87	09/16/2021	ND	43.82	0.00	690.05
RW-50	733.87	09/23/2021	ND	43.88	0.00	689.99
RW-50	733.87	10/27/2021	ND	42.66	0.00	691.21
RW-50	733.87	11/30/2021	45.18	45.21	0.03	688.68
RW-50	733.87	12/28/2021	45.75	45.76	0.01	688.12
RW-50	733.87	01/27/2022	ND	46.04	0.00	687.83
RW-51						
RW-51	734.12	02/01/2021	40.18	42.23	2.05	693.39
RW-51	734.12	03/04/2021	40.17	42.64	2.47	693.29
RW-51	734.12	04/01/2021	ND	40.85	0.00	693.27
RW-51	734.12	04/29/2021	40.64	41.60	0.96	693.22
RW-51	734.12	05/26/2021	41.51	42.31	0.80	692.40
RW-51	734.12	06/09/2021	41.81	42.57	0.76	692.11
RW-51	734.12	07/01/2021	42.34	43.29	0.95	691.53
RW-51	734.12	07/14/2021	42.91	43.64	0.73	691.01
RW-51	734.12	07/28/2021	43.18	42.89	-0.29	691.02
RW-51	734.12	08/26/2021	43.40	44.10	0.70	690.53
RW-51	734.12	09/16/2021	43.98	44.67	0.69	689.95
RW-51	734.12	09/23/2021	44.05	44.79	0.74	689.87
RW-51	734.12	10/27/2021	44.92	45.26	0.34	689.11
RW-51	734.12	11/30/2021	45.34	46.13	0.79	688.57
RW-51	734.12	12/28/2021	45.90	46.78	0.88	687.98
RW-51	734.12	01/27/2022	46.25	46.93	0.68	687.69
RW-52						
RW-52	726.96	02/01/2021	28.96	35.10	6.14	696.36
RW-52	726.96	03/04/2021	30.08	33.98	3.90	695.84
RW-52	726.96	04/01/2021	ND	30.56	0.00	696.40
RW-52	726.96	04/29/2021	30.20	32.94	2.74	696.03
RW-52	726.96	05/26/2021	31.26	33.02	1.76	695.23
RW-52	726.96	06/09/2021	31.65	33.25	1.60	694.88
RW-52	726.96	07/01/2021	32.29	33.35	1.06	694.39
RW-52	726.96	07/14/2021	32.77	33.52	0.75	693.99
RW-52	726.96	07/28/2021	32.78	33.02	0.24	694.11
RW-52	726.96	08/26/2021	33.45	33.83	0.38	693.41
RW-52	726.96	09/16/2021	33.63	34.44	0.81	693.11
RW-52	726.96	09/23/2021	33.80	34.04	0.24	693.09
RW-52	726.96	10/27/2021	34.34	35.02	0.68	692.44
RW-52	726.96	11/30/2021	34.94	35.59	0.65	691.85
RW-52	726.96	12/28/2021	35.38	36.14	0.76	691.38
RW-52	726.96	01/27/2022	35.68	36.15	0.47	691.15
RW-53						
RW-53	725.48	02/01/2021	27.42	30.00	2.58	697.37
RW-53	725.48	03/04/2021	28.02	30.80	2.78	696.72
RW-53	725.48	04/01/2021	28.51	29.36	0.85	696.75

Table 4
Summary of Recovery Well Gauging Data

Colonial Pipeline Company
2020-L1-SR2448
Huntersville, North Carolina

Well ID	Top Of Casing Elevation[1]	Date	Depth to Free Product (ft btoc)	Depth to Groundwater (ft btoc)	Free Product Thickness (ft)	Groundwater Elevation[2] (ft btoc)
RW-53	725.48	04/29/2021	28.19	30.15	1.96	696.77
RW-53	725.48	05/26/2021	29.15	30.20	1.05	696.05
RW-53	725.48	06/09/2021	29.63	30.35	0.72	695.66
RW-53	725.48	07/01/2021	30.14	31.02	0.88	695.11
RW-53	725.48	07/14/2021	30.44	31.46	1.02	694.77
RW-53	725.48	07/28/2021	30.45	31.00	0.55	694.89
RW-53	725.48	08/26/2021	30.98	31.73	0.75	694.30
RW-53	725.48	09/16/2021	31.31	31.72	0.41	694.06
RW-53	725.48	09/23/2021	31.37	31.74	0.37	694.01
RW-53	725.48	10/27/2021	ND	31.74	0.00	693.74
RW-53	725.48	11/30/2021	Dry	Dry	Dry	Dry
RW-53	725.48	12/28/2021	31.79	31.80	0.01	693.69
RW-53	725.48	01/27/2022	ND	31.75	0.00	693.73
RW-54						
RW-54	727.86	02/01/2021	29.96	43.34	13.38	694.32
RW-54	727.86	03/04/2021	32.95	38.43	5.48	693.44
RW-54	727.86	04/01/2021	ND	31.34	0.00	696.52
RW-54	727.86	04/29/2021	32.34	38.30	5.96	693.92
RW-54	727.86	05/26/2021	34.15	37.99	3.84	692.68
RW-54	727.86	06/09/2021	34.90	37.82	2.92	692.18
RW-54	727.86	07/01/2021	35.77	38.08	2.31	691.47
RW-54	727.86	07/14/2021	36.50	38.61	2.11	690.79
RW-54	727.86	07/28/2021	36.73	38.17	1.44	690.74
RW-54	727.86	08/26/2021	37.46	38.77	1.31	690.05
RW-54	727.86	09/16/2021	37.98	39.05	1.07	689.59
RW-54	727.86	09/23/2021	38.04	39.16	1.12	689.52
RW-54	727.86	10/27/2021	38.98	40.11	1.13	688.58
RW-54	727.86	11/30/2021	39.65	40.58	0.93	687.96
RW-54	727.86	12/28/2021	40.16	41.11	0.95	687.44
RW-54	727.86	01/27/2022	39.88	40.81	0.93	687.73
RW-55						
RW-55	723.05	01/25/2021	27.15	35.11	7.96	693.77
RW-55	723.05	02/01/2021	26.91	35.48	8.57	693.85
RW-55	723.05	02/08/2021	ARP	ARP	ARP	ARP
RW-55	723.05	03/04/2021	27.12	31.21	4.09	694.84
RW-55	723.05	04/01/2021	27.55	29.92	2.37	694.87
RW-55	723.05	04/29/2021	27.24	28.98	1.74	695.35
RW-55	723.05	05/26/2021	28.82	29.91	1.09	693.94
RW-55	723.05	06/09/2021	29.29	29.99	0.70	693.57
RW-55	723.05	07/01/2021	30.04	30.39	0.35	692.92
RW-55	723.05	07/14/2021	29.89	30.05	0.16	693.12
RW-55	723.05	07/28/2021	29.83	30.13	0.30	693.14
RW-55	723.05	08/26/2021	31.08	31.28	0.20	691.92
RW-55	723.05	09/16/2021	31.53	31.79	0.26	691.45
RW-55	723.05	09/23/2021	30.50	32.00	1.50	692.15

Table 4
Summary of Recovery Well Gauging Data

Colonial Pipeline Company
2020-L1-SR2448
Huntersville, North Carolina

Well ID	Top Of Casing Elevation[1]	Date	Depth to Free Product (ft btoc)	Depth to Groundwater (ft btoc)	Free Product Thickness (ft)	Groundwater Elevation[2] (ft btoc)
RW-55	723.05	10/27/2021	32.30	32.42	0.12	690.72
RW-55	723.05	11/30/2021	ND	32.77	0.00	690.28
RW-55	723.05	12/28/2021	ND	33.11	0.00	689.94
RW-55	723.05	01/27/2022	33.31	33.49	0.18	689.69
RW-56						
RW-56	723.99	01/25/2021	31.85	31.86	0.01	692.14
RW-56	723.99	02/01/2021	31.76	31.91	0.15	692.19
RW-56	723.99	02/08/2021	ARP	ARP	ARP	ARP
RW-56	723.99	03/04/2021	29.18	30.17	0.99	694.55
RW-56	723.99	04/01/2021	29.71	29.92	0.21	694.23
RW-56	723.99	04/29/2021	28.93	29.91	0.98	694.80
RW-56	723.99	05/26/2021	30.04	31.23	1.19	693.63
RW-56	723.99	06/09/2021	30.88	31.44	0.56	692.96
RW-56	723.99	07/01/2021	31.88	31.98	0.10	692.09
RW-56	723.99	07/14/2021	32.10	32.35	0.25	691.83
RW-56	723.99	07/28/2021	ND	32.06	0.00	691.93
RW-56	723.99	08/26/2021	ND	32.89	0.00	691.10
RW-56	723.99	09/16/2021	33.22	33.28	0.06	690.76
RW-56	723.99	09/23/2021	ND	33.25	0.00	690.74
RW-56	723.99	10/27/2021	33.84	33.86	0.02	690.15
RW-56	723.99	11/30/2021	34.44	34.46	0.02	689.55
RW-56	723.99	12/28/2021	ND	34.68	0.00	689.31
RW-56	723.99	01/27/2022	ND	34.80	0.00	689.19
RW-57						
RW-57	713.57	03/15/2021	ARP	ARP	ARP	ARP
RW-57	713.57	03/22/2021	ARP	ARP	ARP	ARP
RW-57	713.57	04/01/2021	25.42	41.45	16.03	683.86
RW-57	713.57	04/29/2021	26.78	36.98	10.20	684.06
RW-57	713.57	05/26/2021	27.43	35.36	7.93	684.02
RW-57	713.57	06/09/2021	27.75	35.08	7.33	683.86
RW-57	713.57	07/01/2021	28.38	34.86	6.48	683.46
RW-57	713.57	07/14/2021	28.56	34.89	6.33	683.32
RW-57	713.57	07/28/2021	29.16	36.88	7.72	682.35
RW-57	713.57	08/26/2021	30.35	43.04	12.69	679.83
RW-57	713.57	09/16/2021	31.58	44.84	13.26	678.45
RW-57	713.57	09/23/2021	31.63	45.69	14.06	678.18
RW-57	713.57	10/27/2021	34.55	45.75	11.20	676.03
RW-57	713.57	11/30/2021	38.55	44.49	5.94	673.43
RW-57	713.57	12/28/2021	39.48	39.72	0.24	674.03
RW-57	713.57	01/27/2022	40.25	44.57	4.32	672.17
RW-58						
RW-58	714.85	03/15/2021	27.92	50.10	22.18	681.00
RW-58	714.85	03/22/2021	ARP	ARP	ARP	ARP
RW-58	714.85	04/01/2021	28.34	31.02	2.68	685.79
RW-58	714.85	04/29/2021	29.50	36.43	6.93	683.50

Table 4
Summary of Recovery Well Gauging Data

Colonial Pipeline Company
2020-L1-SR2448
Huntersville, North Carolina

Well ID	Top Of Casing Elevation[1]	Date	Depth to Free Product (ft btoc)	Depth to Groundwater (ft btoc)	Free Product Thickness (ft)	Groundwater Elevation[2] (ft btoc)
RW-58	714.85	05/26/2021	30.26	33.28	3.02	683.78
RW-58	714.85	06/09/2021	30.83	32.43	1.60	683.59
RW-58	714.85	07/01/2021	31.34	32.25	0.91	683.27
RW-58	714.85	07/14/2021	31.40	32.38	0.98	683.19
RW-58	714.85	07/28/2021	32.37	33.51	1.14	682.18
RW-58	714.85	08/26/2021	34.02	36.61	2.59	680.14
RW-58	714.85	09/16/2021	34.57	39.06	4.49	679.08
RW-58	714.85	09/23/2021	34.98	39.86	4.88	678.57
RW-58	714.85	10/27/2021	37.12	40.72	3.60	676.77
RW-58	714.85	11/30/2021	40.45	44.28	3.83	673.38
RW-58	714.85	12/28/2021	41.42	44.76	3.34	672.54
RW-58	714.85	01/27/2022	41.80	45.75	3.95	671.99
RW-59						
RW-59	714.75	03/15/2021	29.39	45.84	16.45	680.96
RW-59	714.75	03/22/2021	ARP	ARP	ARP	ARP
RW-59	714.75	04/01/2021	29.75	37.94	8.19	682.81
RW-59	714.75	04/29/2021	30.39	36.15	5.76	682.82
RW-59	714.75	05/26/2021	31.18	32.80	1.62	683.13
RW-59	714.75	06/09/2021	31.18	33.55	2.37	682.93
RW-59	714.75	07/01/2021	31.78	32.75	0.97	682.71
RW-59	714.75	07/14/2021	31.74	32.73	0.99	682.74
RW-59	714.75	07/28/2021	32.45	34.05	1.60	681.87
RW-59	714.75	08/26/2021	33.60	37.88	4.28	680.00
RW-59	714.75	09/16/2021	34.56	38.97	4.41	679.01
RW-59	714.75	09/23/2021	34.82	40.37	5.55	678.44
RW-59	714.75	10/27/2021	36.87	40.14	3.27	677.00
RW-59	714.75	11/30/2021	40.59	43.48	2.89	673.38
RW-59	714.75	12/28/2021	41.51	43.31	1.80	672.76
RW-59	714.75	01/27/2022	42.14	43.49	1.35	672.25
RW-60						
RW-60	714.09	03/15/2021	27.04	43.89	16.85	682.54
RW-60	714.09	03/22/2021	ARP	ARP	ARP	ARP
RW-60	714.09	04/01/2021	29.45	37.42	7.97	682.51
RW-60	714.09	04/29/2021	30.48	34.46	3.98	682.55
RW-60	714.09	05/26/2021	29.65	35.60	5.95	682.85
RW-60	714.09	06/09/2021	31.19	32.41	1.22	682.57
RW-60	714.09	07/01/2021	31.28	33.15	1.87	682.31
RW-60	714.09	07/14/2021	30.54	34.86	4.32	682.39
RW-60	714.09	07/28/2021	32.37	33.50	1.13	681.42
RW-60	714.09	08/26/2021	33.96	36.56	2.60	679.44
RW-60	714.09	09/16/2021	34.57	38.36	3.79	678.51
RW-60	714.09	09/23/2021	35.14	39.00	3.86	677.92
RW-60	714.09	10/27/2021	36.05	42.66	6.61	676.27
RW-60	714.09	11/30/2021	39.63	44.86	5.23	673.06
RW-60	714.09	12/28/2021	40.53	44.73	4.20	672.44

Table 4
Summary of Recovery Well Gauging Data

Colonial Pipeline Company
2020-L1-SR2448
Huntersville, North Carolina

Well ID	Top Of Casing Elevation[1]	Date	Depth to Free Product (ft btoc)	Depth to Groundwater (ft btoc)	Free Product Thickness (ft)	Groundwater Elevation[2] (ft btoc)
RW-60	714.09	01/27/2022	41.12	44.77	3.65	671.99
RW-61						
RW-61	713.59	04/01/2021	29.36	35.81	6.45	682.50
RW-61	713.59	04/29/2021	30.68	33.97	3.29	682.03
RW-61	713.59	05/26/2021	30.38	33.47	3.09	682.39
RW-61	713.59	06/09/2021	30.68	33.76	3.08	682.09
RW-61	713.59	07/01/2021	30.98	33.79	2.81	681.86
RW-61	713.59	07/14/2021	30.87	33.84	2.97	681.93
RW-61	713.59	07/28/2021	31.71	34.65	2.94	681.10
RW-61	713.59	08/26/2021	33.00	38.14	5.14	679.22
RW-61	713.59	09/16/2021	34.34	37.92	3.58	678.29
RW-61	713.59	09/23/2021	35.30	37.79	2.49	677.63
RW-61	713.59	10/27/2021	37.16	38.18	1.02	676.16
RW-61	713.59	11/30/2021	40.32	41.52	1.20	672.95
RW-61	713.59	12/28/2021	40.97	41.59	0.62	672.46
RW-61	713.59	01/27/2022	41.53	41.88	0.35	671.97
RW-62						
RW-62	716.21	04/01/2021	30.95	38.66	7.71	683.20
RW-62	716.21	04/29/2021	32.20	36.18	3.98	682.94
RW-62	716.21	05/26/2021	31.94	36.23	4.29	683.12
RW-62	716.21	06/09/2021	32.33	35.78	3.45	682.96
RW-62	716.21	07/01/2021	32.80	35.69	2.89	682.64
RW-62	716.21	07/14/2021	32.65	35.50	2.85	682.80
RW-62	716.21	07/28/2021	33.33	36.47	3.14	682.04
RW-62	716.21	08/26/2021	35.09	38.14	3.05	680.30
RW-62	716.21	09/16/2021	35.88	39.98	4.10	679.23
RW-62	716.21	09/23/2021	36.30	40.94	4.64	678.67
RW-62	716.21	10/27/2021	37.72	41.90	4.18	677.37
RW-62	716.21	11/30/2021	41.76	44.03	2.27	673.84
RW-62	716.21	12/28/2021	42.46	43.87	1.41	673.37
RW-62	716.21	01/27/2022	43.05	44.47	1.42	672.78
RW-63						
RW-63	716.42	05/26/2021	30.22	34.10	3.88	685.16
RW-63	716.42	06/09/2021	30.78	33.41	2.63	684.94
RW-63	716.42	07/01/2021	30.96	34.97	4.01	684.39
RW-63	716.42	07/14/2021	31.67	33.71	2.04	684.20
RW-63	716.42	07/28/2021	32.21	35.72	3.51	683.27
RW-63	716.42	08/26/2021	33.11	40.00	6.89	681.47
RW-63	716.42	09/16/2021	34.47	40.68	6.21	680.29
RW-63	716.42	09/23/2021	34.97	41.22	6.25	679.78
RW-63	716.42	10/27/2021	36.81	42.20	5.39	678.17
RW-63	716.42	11/30/2021	39.64	42.29	2.65	676.07
RW-63	716.42	12/28/2021	40.66	42.40	1.74	675.29
RW-63	716.42	01/27/2022	41.25	42.34	1.09	674.88

Table 4
Summary of Recovery Well Gauging Data

Colonial Pipeline Company
2020-L1-SR2448
Huntersville, North Carolina

Well ID	Top Of Casing Elevation[1]	Date	Depth to Free Product (ft btoc)	Depth to Groundwater (ft btoc)	Free Product Thickness (ft)	Groundwater Elevation[2] (ft btoc)
RW-64						
RW-64	716.89	05/26/2021	26.70	30.65	3.95	689.13
RW-64	716.89	06/09/2021	27.04	30.46	3.42	688.94
RW-64	716.89	07/01/2021	27.54	30.37	2.83	688.59
RW-64	716.89	07/14/2021	27.78	30.41	2.63	688.41
RW-64	716.89	07/28/2021	28.39	30.46	2.07	687.95
RW-64	716.89	08/26/2021	30.52	32.52	2.00	685.84
RW-64	716.89	09/16/2021	Dry	Dry	Dry	Dry
RW-64	716.89	09/23/2021	ND	30.58	0.00	686.31
RW-64	716.89	10/27/2021	DRY	DRY	DRY	DRY
RW-64	716.89	11/30/2021	Dry	Dry	Dry	Dry
RW-64	716.89	12/28/2021	ND	30.60	0.00	686.29
RW-64	716.89	01/27/2022	ND	30.60	0.00	686.29
RW-65						
RW-65	718.07	05/26/2021	31.08	34.65	3.57	686.03
RW-65	718.07	06/09/2021	31.21	35.19	3.98	685.79
RW-65	718.07	07/01/2021	31.79	35.48	3.69	685.29
RW-65	718.07	07/14/2021	32.08	35.65	3.57	685.03
RW-65	718.07	07/28/2021	32.75	36.80	4.05	684.23
RW-65	718.07	08/26/2021	33.94	39.02	5.08	682.77
RW-65	718.07	09/16/2021	34.76	41.40	6.64	681.53
RW-65	718.07	09/23/2021	35.11	41.15	6.04	681.34
RW-65	718.07	10/27/2021	36.62	41.32	4.70	680.19
RW-65	718.07	11/30/2021	40.53	NW	0.23	N/A
RW-65	718.07	12/28/2021	40.98	41.32	0.34	677.00
RW-65	718.07	01/27/2022	Dry	Dry	Dry	Dry
RW-66						
RW-66	718.01	05/26/2021	32.71	35.36	2.65	684.59
RW-66	718.01	06/09/2021	33.02	35.21	2.19	684.40
RW-66	718.01	07/01/2021	33.66	35.07	1.41	683.97
RW-66	718.01	07/14/2021	33.58	35.00	1.42	684.05
RW-66	718.01	07/28/2021	34.22	35.19	0.97	683.53
RW-66	718.01	08/26/2021	35.31	37.08	1.77	682.23
RW-66	718.01	09/16/2021	36.64	39.21	2.57	680.68
RW-66	718.01	09/23/2021	36.47	39.43	2.96	680.75
RW-66	718.01	10/27/2021	37.56	40.69	3.13	679.61
RW-66	718.01	11/30/2021	40.35	NW	5.53	N/A
RW-66	718.01	12/28/2021	41.09	NW	4.79	N/A
RW-66	718.01	01/27/2022	41.85	45.38	3.53	675.21
RW-67						
RW-67	716.58	06/09/2021	31.49	32.62	1.13	684.79
RW-67	716.58	07/01/2021	31.74	32.84	1.10	684.54
RW-67	716.58	07/14/2021	31.46	33.51	2.05	684.57
RW-67	716.58	07/28/2021	32.58	33.24	0.66	683.82
RW-67	716.58	08/26/2021	34.19	35.24	1.05	682.11

Table 4
Summary of Recovery Well Gauging Data

Colonial Pipeline Company
2020-L1-SR2448
Huntersville, North Carolina

Well ID	Top Of Casing Elevation[1]	Date	Depth to Free Product (ft btoc)	Depth to Groundwater (ft btoc)	Free Product Thickness (ft)	Groundwater Elevation[2] (ft btoc)
RW-67	716.58	09/16/2021	34.94	36.88	1.94	681.12
RW-67	716.58	09/23/2021	35.33	37.62	2.29	680.63
RW-67	716.58	10/27/2021	36.35	39.11	2.76	679.49
RW-67	716.58	11/30/2021	39.75	44.72	4.97	675.50
RW-67	716.58	12/28/2021	40.29	44.52	4.23	675.16
RW-67	716.58	01/27/2022	40.67	46.96	6.29	674.22
RW-68						
RW-68	716.02	06/09/2021	30.20	33.46	3.26	684.95
RW-68	716.02	07/01/2021	30.60	34.10	3.50	684.48
RW-68	716.02	07/14/2021	30.55	35.15	4.60	684.24
RW-68	716.02	07/28/2021	31.04	36.71	5.67	683.46
RW-68	716.02	08/26/2021	31.41	41.56	10.15	681.89
RW-68	716.02	09/16/2021	32.94	42.02	9.08	680.65
RW-68	716.02	09/23/2021	33.57	42.54	8.97	680.05
RW-68	716.02	10/27/2021	36.53	41.36	4.83	678.20
RW-68	716.02	11/30/2021	39.19	44.60	5.41	675.38
RW-68	716.02	12/28/2021	40.18	NW	4.92	N/A
RW-68	716.02	01/27/2022	40.77	45.10	4.33	674.09
RW-69						
RW-69	717.51	06/09/2021	30.98	32.39	1.41	686.15
RW-69	717.51	07/01/2021	30.65	35.53	4.88	685.55
RW-69	717.51	07/14/2021	31.29	34.95	3.66	685.24
RW-69	717.51	07/28/2021	32.16	35.67	3.51	684.41
RW-69	717.51	08/26/2021	33.96	36.09	2.13	682.98
RW-69	717.51	09/16/2021	35.21	35.84	0.63	682.13
RW-69	717.51	09/23/2021	35.78	35.83	0.05	681.72
RW-69	717.51	10/27/2021	Dry	Dry	Dry	Dry
RW-69	717.51	11/30/2021	Dry	Dry	Dry	Dry
RW-69	717.51	12/28/2021	Dry	Dry	Dry	Dry
RW-69	717.51	01/27/2022	Dry	Dry	Dry	Dry
RW-70						
RW-70	735.43	08/16/2021	42.31	47.40	5.09	691.75
RW-70	735.43	08/26/2021	42.46	47.43	4.97	691.64
RW-70	735.43	08/30/2021	43.08	47.04	3.96	691.29
RW-70	735.43	09/16/2021	44.54	46.42	1.88	690.38
RW-70	735.43	09/23/2021	44.79	46.40	1.61	690.21
RW-70	735.43	10/27/2021	45.20	46.83	1.63	689.79
RW-70	735.43	11/30/2021	46.22	46.97	0.75	689.01
RW-70	735.43	12/28/2021	47.14	47.30	0.16	688.24
RW-70	735.43	01/27/2022	47.40	47.44	0.04	688.02
RW-71						
RW-71	714.52	08/02/2021	33.65	36.48	2.83	680.11
RW-71	714.52	08/16/2021	32.93	33.93	1.00	681.32
RW-71	714.52	08/26/2021	34.61	37.48	2.87	679.14
RW-71	714.52	09/16/2021	35.96	37.68	1.72	678.10

Table 4
Summary of Recovery Well Gauging Data

Colonial Pipeline Company
2020-L1-SR2448
Huntersville, North Carolina

Well ID	Top Of Casing Elevation[1]	Date	Depth to Free Product (ft btoc)	Depth to Groundwater (ft btoc)	Free Product Thickness (ft)	Groundwater Elevation[2] (ft btoc)
RW-71	714.97	09/23/2021	36.72	37.94	1.22	677.92
RW-71	714.97	10/27/2021	38.35	38.69	0.34	676.53
RW-71	714.97	11/30/2021	ND	41.42	0.00	673.55
RW-71	714.97	12/28/2021	ND	41.86	0.00	673.11
RW-71	714.97	01/27/2022	ND	42.52	0.00	672.45
RW-72						
RW-72	711.57	08/02/2021	31.23	32.55	1.32	679.99
RW-72	711.57	08/16/2021	31.68	33.93	2.25	679.29
RW-72	711.57	08/26/2021	32.78	32.98	0.20	678.74
RW-72	711.57	09/16/2021	33.19	35.43	2.24	677.78
RW-72	711.93	09/23/2021	33.66	36.22	2.56	677.58
RW-72	711.93	10/27/2021	35.63	36.57	0.94	676.05
RW-72	711.93	11/30/2021	38.55	38.58	0.03	673.37
RW-72	711.93	12/28/2021	ND	39.11	0.00	672.82
RW-72	711.93	01/27/2022	ND	39.56	0.00	672.37
RW-73						
RW-73	709.82	08/02/2021	29.18	32.85	3.67	679.66
RW-73	709.82	08/26/2021	30.67	33.24	2.57	678.46
RW-73	709.82	09/16/2021	31.44	34.31	2.87	677.61
RW-73	710.22	09/23/2021	32.38	33.91	1.53	677.43
RW-73	710.22	10/27/2021	33.41	37.03	3.62	675.84
RW-73	710.22	11/30/2021	37.15	37.25	0.10	673.04
RW-73	710.22	12/28/2021	ND	37.79	0.00	672.43
RW-73	710.22	01/27/2022	ND	38.73	0.00	671.49
RW-74						
RW-74	707.44	08/26/2021	25.41	34.28	8.87	679.66
RW-74	707.44	09/16/2021	26.04	37.27	11.23	678.39
RW-74	707.80	09/23/2021	26.41	37.97	11.56	678.30
RW-74	707.80	10/27/2021	30.08	35.91	5.83	676.16
RW-74	707.80	11/30/2021	33.22	35.28	2.06	674.03
RW-74	707.80	12/28/2021	34.17	35.45	1.28	673.29
RW-74	707.80	01/27/2022	34.88	35.30	0.42	672.81
RW-75						
RW-75	708.82	08/16/2021	23.23	28.40	5.17	684.20
RW-75	708.82	08/26/2021	25.05	26.72	1.67	683.32
RW-75	708.82	09/16/2021	26.02	28.64	2.62	682.09
RW-75	708.82	09/23/2021	26.26	29.07	2.81	681.80
RW-75	708.82	10/27/2021	27.47	32.08	4.61	680.11
RW-75	708.82	11/30/2021	29.36	32.90	3.54	678.51
RW-75	708.82	12/28/2021	30.04	33.17	3.13	677.94
RW-75	708.82	01/27/2022	31.42	32.76	1.34	677.04
RW-76						
RW-76	710.89	08/16/2021	22.66	31.72	9.06	685.80
RW-76	710.89	08/26/2021	24.90	30.32	5.42	684.54
RW-76	710.89	09/16/2021	25.79	32.36	6.57	683.34

Table 4
Summary of Recovery Well Gauging Data

Colonial Pipeline Company
2020-L1-SR2448
Huntersville, North Carolina

Well ID	Top Of Casing Elevation[1]	Date	Depth to Free Product (ft btoc)	Depth to Groundwater (ft btoc)	Free Product Thickness (ft)	Groundwater Elevation[2] (ft btoc)
RW-76	710.89	09/23/2021	26.06	32.53	6.47	683.09
RW-76	710.89	10/27/2021	27.51	34.44	6.93	681.52
RW-76	710.89	11/30/2021	29.41	35.27	5.86	679.91
RW-76	710.89	12/28/2021	30.15	35.93	5.78	679.19
RW-76	710.89	01/27/2022	31.35	36.68	5.33	678.11
RW-77						
RW-77	739.77	08/16/2021	47.35	54.44	7.09	690.52
RW-77	739.77	08/26/2021	47.60	54.43	6.83	690.34
RW-77	739.77	08/30/2021	47.66	54.83	7.17	690.19
RW-77	739.77	09/16/2021	49.07	52.97	3.90	689.65
RW-77	739.77	09/23/2021	49.32	52.86	3.54	689.50
RW-77	739.77	10/27/2021	50.38	52.95	2.57	688.70
RW-77	739.77	11/30/2021	51.40	53.19	1.79	687.89
RW-77	739.77	12/28/2021	52.33	53.66	1.33	687.08
RW-77	739.77	01/27/2022	52.53	53.94	1.41	686.86
RW-78						
RW-78	739.00	08/16/2021	ND	49.38	0.00	689.62
RW-78	739.00	08/26/2021	ND	49.49	0.00	689.51
RW-78	739.00	08/30/2021	ND	50.09	0.00	688.91
RW-78	739.00	09/23/2021	ND	50.36	0.00	688.64
RW-78	739.00	10/06/2021	ND	50.58	0.00	688.42
RW-78	739.00	10/12/2021	ND	50.70	0.00	688.30
RW-78	739.00	10/18/2021	ND	50.81	0.00	688.19
RW-78	739.00	10/27/2021	50.87	50.90	0.03	688.12
RW-78	739.00	11/01/2021	51.12	51.17	0.05	687.87
RW-78	739.00	11/15/2021	51.74	51.84	0.10	687.23
RW-78	739.46	11/30/2021	52.04	52.86	0.82	687.20
RW-78	739.46	12/28/2021	53.23	54.02	0.79	686.02
RW-78	739.46	01/27/2022	52.75	56.97	4.22	685.58
RW-79						
RW-79	727.67	08/26/2021	33.33	38.25	4.92	693.02
RW-79	727.67	08/30/2021	33.35	38.28	4.93	693.00
RW-79	727.67	09/16/2021	33.64	34.84	1.20	693.71
RW-79	727.67	09/23/2021	33.94	35.28	1.34	693.37
RW-79	727.67	10/27/2021	34.53	37.43	2.90	692.36
RW-79	727.67	11/30/2021	35.00	37.69	2.69	691.95
RW-79	727.67	12/28/2021	35.64	38.55	2.91	691.25
RW-79	727.67	01/27/2022	36.16	39.01	2.85	690.75
RW-80						
RW-80	730.09	08/30/2021	35.24	39.15	3.91	693.80
RW-80	730.09	09/16/2021	36.02	39.40	3.38	693.16
RW-80	730.09	09/23/2021	39.38	---	---	---
RW-80	730.09	10/27/2021	37.45	39.26	1.81	692.15
RW-80	730.09	11/30/2021	37.80	39.12	1.32	691.93
RW-80	730.09	12/28/2021	38.38	39.15	0.77	691.50

Table 4
Summary of Recovery Well Gauging Data

Colonial Pipeline Company
2020-L1-SR2448
Huntersville, North Carolina

Well ID	Top Of Casing Elevation[1]	Date	Depth to Free Product (ft btoc)	Depth to Groundwater (ft btoc)	Free Product Thickness (ft)	Groundwater Elevation[2] (ft btoc)
RW-80	730.09	01/27/2022	38.87	39.10	0.23	691.16
RW-81						
RW-81	728.83	08/30/2021	35.35	40.86	5.51	692.00
RW-81	728.83	09/16/2021	35.01	38.76	3.75	692.81
RW-81	728.83	09/23/2021	35.23	38.45	3.22	692.74
RW-81	728.83	10/27/2021	36.11	38.95	2.84	691.96
RW-81	728.83	11/30/2021	36.62	39.10	2.48	691.54
RW-81	728.83	12/28/2021	37.27	39.10	1.83	691.07
RW-81	728.83	01/27/2022	37.92	38.66	0.74	690.71
RW-82						
RW-82	726.16	09/23/2021	ND	37.84	0.00	688.32
RW-82	726.16	10/06/2021	ND	38.50	0.00	687.66
RW-82	726.16	10/12/2021	ND	38.69	0.00	687.47
RW-82	726.16	10/18/2021	ND	38.75	0.00	687.41
RW-82	726.16	10/27/2021	ND	38.47	0.00	687.69
RW-82	726.16	11/01/2021	ND	38.67	0.00	687.49
RW-82	726.16	11/15/2021	ND	39.81	0.00	686.35
RW-82	726.16	11/22/2021	ND	38.90	0.00	687.26
RW-82	726.16	11/30/2021	ND	39.10	0.00	687.06
RW-82	726.16	12/06/2021	ND	39.09	0.00	687.07
RW-82	726.16	12/13/2021	ND	39.25	0.00	686.91
RW-82	726.16	12/20/2021	ND	39.50	0.00	686.66
RW-82	726.16	12/28/2021	ND	39.55	0.00	686.61
RW-82	726.16	01/04/2022	ND	40.02	0.00	686.14
RW-82	726.16	01/10/2022	ND	40.19	0.00	685.97
RW-82	726.16	01/27/2022	ND	40.29	0.00	685.87
RW-82	726.16	01/31/2022	ND	40.46	0.00	685.70
RW-82	726.16	02/09/2022	ND	40.68	0.00	685.48
RW-82	726.16	02/14/2022	ND	40.93	0.00	685.23
RW-83						
RW-83	713.05	09/16/2021	ND	34.75	0.00	678.30
RW-83	713.05	09/23/2021	35.29	35.34	0.05	677.75
RW-83	713.05	10/06/2021	ARP	ARP	ARP	ARP
RW-83	713.05	10/27/2021	ND	37.02	0.00	676.03
RW-83	713.40	11/30/2021	ND	39.88	0.00	673.52
RW-83	713.40	12/28/2021	ND	40.38	0.00	673.02
RW-83	713.40	01/27/2022	ND	42.92	0.00	670.48
RW-84						
RW-84	711.47	10/27/2021	32.32	44.02	11.70	676.02
RW-84	711.47	11/30/2021	36.11	42.04	5.93	673.77
RW-84	711.47	12/28/2021	36.95	42.45	5.50	673.05
RW-84	711.47	01/27/2022	37.68	42.25	4.57	672.57

Table 4
Summary of Recovery Well Gauging Data

Colonial Pipeline Company
2020-L1-SR2448
Huntersville, North Carolina

Well ID	Top Of Casing Elevation[1]	Date	Depth to Free Product (ft btoc)	Depth to Groundwater (ft btoc)	Free Product Thickness (ft)	Groundwater Elevation[2] (ft btoc)
RW-85						
RW-85	713.08	10/18/2021	29.83	40.68	10.85	680.34
RW-85	713.08	10/27/2021	29.78	37.38	7.60	681.26
RW-85	713.08	11/01/2021	30.09	37.62	7.53	680.97
RW-85	712.10	11/30/2021	32.24	33.73	1.49	679.46
RW-85	712.10	12/28/2021	32.96	34.66	1.70	678.68
RW-85	712.10	01/27/2022	34.00	35.90	1.90	677.59
RW-86						
RW-86	705.46	10/18/2021	26.60	30.29	3.69	677.88
RW-86	705.46	10/27/2021	25.00	33.54	8.54	678.18
RW-86	705.46	11/01/2021	25.29	33.91	8.62	677.87
RW-86	705.90	11/30/2021	28.92	30.32	1.40	676.60
RW-86	705.90	12/28/2021	29.28	30.65	1.37	676.25
RW-86	705.90	01/27/2022	29.54	30.74	1.20	676.04
RW-87						
RW-87	710.28	10/18/2021	30.20	46.71	16.51	675.66
RW-87	710.28	10/27/2021	29.46	42.98	13.52	677.20
RW-87	710.28	11/01/2021	30.25	43.21	12.96	676.56
RW-87	711.10	11/30/2021	34.47	40.71	6.24	674.96
RW-87	711.10	12/28/2021	35.33	41.29	5.96	674.18
RW-87	711.10	01/27/2022	36.55	40.63	4.08	673.46
RW-88						
RW-88	713.53	10/27/2021	31.77	37.10	5.33	680.34
RW-88	713.53	11/01/2021	32.29	37.06	4.77	679.97
RW-88	713.82	11/30/2021	35.05	38.57	3.52	677.83
RW-88	713.82	12/28/2021	36.12	38.53	2.41	677.05
RW-88	713.82	01/27/2022	37.40	38.56	1.16	676.11
RW-89						
RW-89	716.12	10/27/2021	32.11	38.57	6.46	682.28
RW-89	716.12	11/01/2021	32.16	39.39	7.23	682.03
RW-89	716.12	11/30/2021	34.87	39.09	4.22	680.12
RW-89	716.12	12/28/2021	36.17	39.81	3.64	678.98
RW-89	716.12	01/27/2022	38.00	40.10	2.10	677.56
RW-90						
RW-90	713.70	10/27/2021	29.12	38.55	9.43	682.06
RW-90	713.70	11/01/2021	29.36	38.82	9.46	681.81
RW-90	714.17	11/30/2021	31.96	38.15	6.19	680.55
RW-90	714.17	12/28/2021	32.89	38.70	5.81	679.73
RW-90	714.17	01/27/2022	34.37	39.12	4.75	678.53
RW-91						
RW-91	715.54	10/27/2021	28.78	38.74	9.96	684.09
RW-91	715.54	11/01/2021	28.94	39.11	10.17	683.88
RW-91	715.54	11/30/2021	31.60	38.46	6.86	682.10
RW-91	715.54	12/28/2021	32.53	38.95	6.42	681.29
RW-91	715.54	01/27/2022	34.15	39.10	4.95	680.07

Table 4
Summary of Recovery Well Gauging Data

Colonial Pipeline Company
2020-L1-SR2448
Huntersville, North Carolina

Well ID	Top Of Casing Elevation[1]	Date	Depth to Free Product (ft btoc)	Depth to Groundwater (ft btoc)	Free Product Thickness (ft)	Groundwater Elevation[2] (ft btoc)
RW-92						
RW-92	708.81	10/27/2021	ND	34.84	0.00	673.97
RW-92	708.81	11/01/2021	34.52	37.48	2.96	673.50
RW-92	708.81	11/30/2021	35.00	35.70	0.70	673.62
RW-92	708.81	12/28/2021	35.69	36.43	0.74	672.92
RW-92	708.81	01/27/2022	36.19	36.64	0.45	672.50
RW-93						
RW-93	711.48	11/22/2021	34.05	39.11	5.06	676.08
RW-93	711.48	11/30/2021	38.36	38.56	0.20	673.07
RW-93	711.48	12/28/2021	38.98	38.99	0.01	672.50
RW-93	711.48	01/27/2022	ND	39.35	0.00	672.13
RW-94						
RW-94	716.88	11/30/2021	ND	42.56	0.00	674.32
RW-94	716.88	12/06/2021	44.80	45.02	0.22	672.02
RW-94	716.88	12/13/2021	44.90	45.21	0.31	671.90
RW-94	716.88	12/20/2021	45.20	45.63	0.43	671.56
RW-94	716.88	12/28/2021	ND	43.00	0.00	673.88
RW-94	716.88	01/04/2022	45.21	45.45	0.24	671.61
RW-94	716.88	01/27/2022	44.10	44.64	0.54	672.64
RW-95						
RW-95	723.61	11/30/2021	42.74	42.92	0.18	680.82
RW-95	723.61	12/06/2021	43.26	44.32	1.06	680.07
RW-95	723.61	12/13/2021	43.42	44.93	1.51	679.79
RW-95	723.61	12/20/2021	43.40	46.04	2.64	679.50
RW-95	723.61	12/28/2021	42.67	45.71	3.04	680.13
RW-95	723.61	01/04/2022	43.50	47.26	3.76	679.10
RW-95	723.61	01/27/2022	44.40	44.63	0.23	679.15
RW-96						
RW-96	723.09	11/13/2021	46.84	47.86	1.02	675.98
RW-96	723.09	12/06/2021	45.43	44.56	-0.87	677.89
RW-96	723.09	12/20/2021	47.25	47.30	0.05	675.83
RW-96	723.09	12/28/2021	45.67	45.70	0.03	677.41
RW-96	723.09	01/04/2022	47.61	47.63	0.02	675.47
RW-96	723.09	01/10/2022	46.00	46.09	0.09	677.07
RW-96	723.09	01/27/2022	45.32	45.89	0.57	677.62
RW-96	723.09	01/31/2022	44.46	45.37	0.91	678.39
RW-96	723.09	02/09/2022	44.54	45.76	1.22	678.22
RW-96	723.09	02/14/2022	45.81	47.02	1.21	676.96
RW-97						
RW-97	729.73	12/13/2021	44.78	50.00	5.22	683.55
RW-97	729.73	12/06/2021	44.71	49.19	4.48	683.82
RW-97	729.73	12/20/2021	44.81	50.49	5.68	683.40
RW-97	729.73	12/28/2021	44.62	46.87	2.25	684.51
RW-97	729.73	01/27/2022	45.43	47.75	2.32	683.68

Table 4
Summary of Recovery Well Gauging Data

Colonial Pipeline Company
2020-L1-SR2448
Huntersville, North Carolina

Well ID	Top Of Casing Elevation[1]	Date	Depth to Free Product (ft btoc)	Depth to Groundwater (ft btoc)	Free Product Thickness (ft)	Groundwater Elevation[2] (ft btoc)
RW-98						
RW-98	724.82	12/13/2021	43.99	47.82	3.83	679.81
RW-98	724.82	12/20/2021	44.39	47.53	3.14	679.59
RW-98	724.82	12/28/2021	44.40	45.43	1.03	680.14
RW-98	724.82	01/27/2022	45.59	46.73	1.14	678.92
RW-99						
RW-99	731.55	12/13/2021	48.51	48.89	0.38	682.94
RW-99	731.55	12/20/2021	45.25	45.63	0.38	686.20
RW-99	731.55	12/28/2021	45.35	45.73	0.38	686.10
RW-99	731.55	01/04/2022	45.65	45.98	0.33	685.81
RW-99	731.55	01/10/2022	46.04	46.38	0.34	685.42
RW-99	731.55	01/27/2022	46.24	46.60	0.36	685.21
RW-100						
RW-100	719.14	12/13/2021	31.15	45.18	14.03	684.24
RW-100	719.14	12/20/2021	31.45	45.15	13.70	684.02
RW-100	719.14	12/28/2021	33.51	41.96	8.45	683.37
RW-100	719.14	01/27/2022	36.96	40.88	3.92	681.13
RW-101						
RW-101	716.95	12/20/2021	32.90	41.34	8.44	681.79
RW-101	716.95	12/28/2021	32.87	40.46	7.59	682.05
RW-101	716.95	01/04/2022	34.60	41.57	6.97	680.48
RW-101	716.95	01/27/2022	35.31	40.45	5.14	680.26
RW-102						
RW-102	717.77	12/20/2021	33.73	42.16	8.43	681.78
RW-102	717.77	12/28/2021	33.92	41.17	7.25	681.91
RW-102	717.77	01/27/2022	35.84	41.05	5.21	680.54
RW-103						
RW-103	731.95	12/20/2021	46.30	47.05	0.75	685.45
RW-103	731.95	12/28/2021	46.22	47.53	1.31	685.38
RW-103	731.95	01/04/2022	46.49	48.30	1.81	684.98
RW-103	731.95	01/10/2022	46.87	48.52	1.65	684.64
RW-103	731.95	01/27/2022	47.34	49.00	1.66	684.17
RW-104						
RW-104	715.94	12/28/2021	32.10	39.70	7.60	681.81
RW-104	715.94	01/04/2022	31.69	39.11	7.42	682.26
RW-104	715.94	01/27/2022	32.72	36.81	4.09	682.13
RW-105						
RW-105	NM	12/28/2021	34.02	38.12	4.10	--
RW-105	NM	01/04/2022	34.35	40.31	5.96	--
RW-105	NM	01/27/2022	36.20	37.68	1.48	--
RW-106						
RW-106	NM	01/27/2022	Dry	Dry	Dry	Dry
RW-106	NM	01/31/2022	30.34	31.34	1.00	--
RW-106	NM	02/09/2022	31.11	31.44	0.33	--
RW-106	NM	02/14/2022	ND	31.22	0.00	--

Table 4
Summary of Recovery Well Gauging Data

Colonial Pipeline Company
2020-L1-SR2448
Huntersville, North Carolina

Well ID	Top Of Casing Elevation[1]	Date	Depth to Free Product (ft btoc)	Depth to Groundwater (ft btoc)	Free Product Thickness (ft)	Groundwater Elevation[2] (ft btoc)
RW-107						
RW-107	NM	01/27/2022	Dry	Dry	Dry	Dry
RW-107	NM	01/31/2022	Dry	Dry	Dry	Dry
RW-107	NM	02/09/2022	ND	27.43	0.00	--
RW-107	NM	02/14/2022	ND	27.44	0.00	--
RW-108						
RW-108	NM	01/27/2022	40.60	42.02	1.42	--
RW-108	NM	01/31/2022	40.71	43.13	2.42	--
RW-108	NM	02/09/2022	40.67	44.33	3.66	--
RW-108	NM	02/14/2022	39.38	43.85	4.47	--
RW-109						
RW-109	NM	01/27/2022	33.75	38.04	4.29	--
RW-109	NM	01/31/2022	34.28	39.00	4.72	--
RW-109	NM	02/09/2022	34.47	39.78	5.31	--
RW-109	NM	02/14/2022	35.90	40.04	4.14	--
RW-110						
RW-110	NM	01/27/2022	ND	32.71	0.00	--
RW-110	NM	01/31/2022	32.64	37.50	4.86	--
RW-110	NM	02/09/2022	32.81	33.07	0.26	--
RW-110	NM	02/14/2022	32.98	33.52	0.54	--
RW-111						
RW-111	NM	01/31/2022	39.34	39.76	0.42	--
RW-111	NM	02/09/2022	39.31	40.30	0.99	--
RW-111	NM	02/14/2022	39.35	40.66	1.31	--
RW-112						
RW-112	NM	02/09/2022	53.60	59.08	5.48	--
RW-112	NM	02/14/2022	53.27	59.95	6.68	--
Hydraulic Control Wells						
HCW-01						
HCW-01	742.48	01/19/2021	ND	50.90	0.00	691.58
HCW-01	742.48	01/25/2021	ND	50.86	0.00	691.62
HCW-01	742.48	02/01/2021	50.14	52.59	2.45	691.69
HCW-01	742.48	02/08/2021	50.35	53.38	3.03	691.32
HCW-01	742.48	02/16/2021	50.02	53.08	3.06	691.64
HCW-01	742.48	02/22/2021	50.00	53.09	3.09	691.65
HCW-01	742.48	03/04/2021	49.90	53.14	3.24	691.71
HCW-01	742.48	03/08/2021	50.16	53.45	3.29	691.44
HCW-01	742.48	03/11/2021	50.10	53.34	3.24	691.51
HCW-01	742.48	03/15/2021	50.08	53.38	3.30	691.52
HCW-01	742.48	03/22/2021	50.09	53.19	3.10	691.56
HCW-01	742.48	04/01/2021	50.05	53.10	3.05	691.61
HCW-01	742.48	04/12/2021	ARP	ARP	ARP	ARP
HCW-01	742.48	04/19/2021	ARP	ARP	ARP	ARP
HCW-01	742.48	04/29/2021	50.81	51.58	0.77	691.46
HCW-01	742.48	05/03/2021	ARP	ARP	ARP	ARP

Table 4
Summary of Recovery Well Gauging Data

Colonial Pipeline Company
2020-L1-SR2448
Huntersville, North Carolina

Well ID	Top Of Casing Elevation[1]	Date	Depth to Free Product (ft btoc)	Depth to Groundwater (ft btoc)	Free Product Thickness (ft)	Groundwater Elevation[2] (ft btoc)
HCW-01	742.48	05/10/2021	ARP	ARP	ARP	ARP
HCW-01	742.48	05/26/2021	50.86	51.37	0.51	691.48
HCW-01	742.48	06/09/2021	50.90	51.66	0.76	691.38
HCW-01	742.48	07/01/2021	51.17	51.40	0.23	691.25
HCW-01	742.48	07/14/2021	51.32	51.44	0.12	691.13
HCW-01	742.48	07/28/2021	51.55	51.88	0.33	690.84
HCW-01	742.48	08/26/2021	52.10	52.50	0.40	690.27
HCW-01	742.48	09/16/2021	52.63	52.76	0.13	689.82
HCW-01	742.48	09/23/2021	52.75	52.82	0.07	689.71
HCW-01	742.48	10/12/2021	ARP	ARP	ARP	ARP
HCW-01	742.48	10/27/2021	53.42	53.68	0.26	688.99
HCW-01	742.48	11/30/2021	54.18	54.77	0.59	688.14
HCW-01	742.48	12/06/2021	ARP	ARP	ARP	ARP
HCW-01	742.48	12/13/2021	ARP	ARP	ARP	ARP
HCW-01	742.48	12/20/2021	ARP	ARP	ARP	ARP
HCW-01	742.48	12/28/2021	54.84	55.21	0.37	687.54
HCW-01	742.48	01/04/2022	ARP	ARP	ARP	ARP
HCW-01	742.48	01/10/2022	ARP	ARP	ARP	ARP
HCW-01	742.48	01/27/2022	ND	55.48	0.00	687.00
HCW-02						
HCW-02	744.96	01/19/2021	ND	53.12	0.00	691.84
HCW-02	744.96	01/25/2021	ND	53.12	0.00	691.84
HCW-02	744.96	02/01/2021	ND	53.03	0.00	691.93
HCW-02	744.96	02/08/2021	ND	53.39	0.00	691.57
HCW-02	744.96	02/16/2021	ND	53.09	0.00	691.87
HCW-02	744.96	02/22/2021	ND	53.11	0.00	691.85
HCW-02	744.96	03/04/2021	ND	53.10	0.00	691.86
HCW-02	744.96	03/08/2021	ND	53.15	0.00	691.81
HCW-02	744.96	03/15/2021	ND	53.26	0.00	691.70
HCW-02	744.96	03/22/2021	ND	53.15	0.00	691.81
HCW-02	744.96	04/01/2021	ND	53.17	0.00	691.79
HCW-02	744.96	04/12/2021	ND	53.28	0.00	691.68
HCW-02	744.96	04/19/2021	ND	53.35	0.00	691.61
HCW-02	744.96	04/29/2021	ND	53.14	0.00	691.82
HCW-02	744.96	05/03/2021	ND	53.23	0.00	691.73
HCW-02	744.96	05/10/2021	ND	53.41	0.00	691.55
HCW-02	744.96	05/18/2021	ND	53.33	0.00	691.63
HCW-02	744.96	05/26/2021	ND	53.14	0.00	691.82
HCW-02	744.96	05/31/2021	ND	53.27	0.00	691.69
HCW-02	744.96	06/07/2021	ND	53.32	0.00	691.64
HCW-02	744.96	06/14/2021	ND	53.16	0.00	691.80
HCW-02	744.96	06/21/2021	ND	53.44	0.00	691.52
HCW-02	744.96	07/01/2021	ND	53.37	0.00	691.59
HCW-02	744.96	07/06/2021	ND	53.57	0.00	691.39
HCW-02	744.96	07/14/2021	ND	43.56	0.00	701.40

Table 4
Summary of Recovery Well Gauging Data

Colonial Pipeline Company
2020-L1-SR2448
Huntersville, North Carolina

Well ID	Top Of Casing Elevation[1]	Date	Depth to Free Product (ft btoc)	Depth to Groundwater (ft btoc)	Free Product Thickness (ft)	Groundwater Elevation[2] (ft btoc)
HCW-02	744.96	07/28/2021	ND	53.73	0.00	691.23
HCW-02	744.96	08/02/2021	ND	54.09	0.00	690.87
HCW-02	744.96	08/16/2021	ND	54.16	0.00	690.80
HCW-02	744.96	08/26/2021	ND	54.27	0.00	690.69
HCW-02	744.96	08/30/2021	ND	54.76	0.00	690.20
HCW-02	744.96	09/14/2021	ND	55.04	0.00	689.92
HCW-02	744.96	09/23/2021	ND	54.94	0.00	690.02
HCW-02	744.96	10/06/2021	ND	55.59	0.00	689.37
HCW-02	744.96	10/12/2021	ND	55.57	0.00	689.39
HCW-02	744.96	10/18/2021	ND	55.73	0.00	689.23
HCW-02	744.96	10/27/2021	ND	55.67	0.00	689.29
HCW-02	744.96	11/01/2021	ND	55.92	0.00	689.04
HCW-02	744.96	11/15/2021	ND	56.46	0.00	688.50
HCW-02	744.96	11/22/2021	ND	56.62	0.00	688.34
HCW-02	744.96	11/30/2021	ND	56.59	0.00	688.37
HCW-02	744.96	12/06/2021	ND	56.75	0.00	688.21
HCW-02	744.96	12/13/2021	ND	57.08	0.00	687.88
HCW-02	744.96	12/20/2021	ND	57.30	0.00	687.66
HCW-02	744.96	12/28/2021	ND	57.09	0.00	687.87
HCW-02	744.96	01/04/2022	ND	57.70	0.00	687.26
HCW-02	744.96	01/10/2022	ND	58.49	0.00	686.47
HCW-02	744.96	01/27/2022	ND	57.63	0.00	687.33
HCW-02	744.96	01/31/2022	ND	57.86	0.00	687.10
HCW-02	744.96	02/09/2022	ND	58.35	0.00	686.61
HCW-02	744.96	02/14/2022	ND	58.52	0.00	686.44
HCW-03						
HCW-03	745.48	01/19/2021	ND	53.85	0.00	691.63
HCW-03	745.48	01/25/2021	ND	53.78	0.00	691.70
HCW-03	745.48	02/01/2021	ND	53.72	0.00	691.76
HCW-03	745.48	02/08/2021	ND	54.08	0.00	691.40
HCW-03	745.48	02/16/2021	ND	53.29	0.00	692.19
HCW-03	745.48	02/22/2021	ND	53.78	0.00	691.70
HCW-03	745.48	03/04/2021	ND	53.78	0.00	691.70
HCW-03	745.48	03/08/2021	ND	53.94	0.00	691.54
HCW-03	745.48	03/15/2021	53.89	53.92	0.03	691.58
HCW-03	745.48	03/22/2021	53.84	53.91	0.07	691.62
HCW-03	745.48	04/01/2021	53.78	53.86	0.08	691.68
HCW-03	745.48	04/12/2021	53.92	54.01	0.09	691.54
HCW-03	745.48	04/19/2021	53.94	54.04	0.10	691.51
HCW-03	745.48	04/29/2021	53.75	53.79	0.04	691.72
HCW-03	745.48	05/03/2021	53.88	53.91	0.03	691.59
HCW-03	745.48	05/10/2021	54.00	54.02	0.02	691.47
HCW-03	745.48	05/18/2021	54.00	54.03	0.03	691.47
HCW-03	745.48	05/26/2021	ND	53.77	0.00	691.71
HCW-03	745.48	05/31/2021	ND	54.02	0.00	691.46

Table 4
Summary of Recovery Well Gauging Data

Colonial Pipeline Company
2020-L1-SR2448
Huntersville, North Carolina

Well ID	Top Of Casing Elevation[1]	Date	Depth to Free Product (ft btoc)	Depth to Groundwater (ft btoc)	Free Product Thickness (ft)	Groundwater Elevation[2] (ft btoc)
HCW-03	745.48	06/07/2021	54.08	54.11	0.03	691.39
HCW-03	745.48	06/14/2021	ND	53.79	0.00	691.69
HCW-03	745.48	06/21/2021	54.05	54.08	0.03	691.42
HCW-03	745.48	07/01/2021	54.08	54.12	0.04	691.39
HCW-03	745.48	07/06/2021	54.26	54.29	0.03	691.21
HCW-03	745.48	07/14/2021	54.21	54.29	0.08	691.25
HCW-03	745.48	07/28/2021	54.44	54.48	0.04	691.03
HCW-03	745.48	08/02/2021	54.81	54.84	0.03	690.66
HCW-03	745.48	08/16/2021	54.89	54.92	0.03	690.58
HCW-03	745.48	08/26/2021	ND	53.70	0.00	691.78
HCW-03	745.48	09/16/2021	ND	54.18	0.00	691.30
HCW-03	745.48	09/23/2021	ND	54.30	0.00	691.18
HCW-03	745.48	10/12/2021	ARP	ARP	ARP	ARP
HCW-03	745.48	10/27/2021	ND	55.01	0.00	690.47
HCW-03	744.22	11/30/2021	ND	55.85	0.00	688.37
HCW-03	744.22	12/06/2021	ARP	ARP	ARP	ARP
HCW-03	744.22	12/13/2021	ARP	ARP	ARP	ARP
HCW-03	744.22	12/20/2021	ARP	ARP	ARP	ARP
HCW-03	744.22	12/28/2021	ND	56.36	0.00	687.86
HCW-03	744.22	01/04/2022	ARP	ARP	ARP	ARP
HCW-03	744.22	01/10/2022	ARP	ARP	ARP	ARP
HCW-03	744.22	01/27/2022	ND	57.02	0.00	687.20
HCW-04						
HCW-04	746.00	01/19/2021	ND	54.43	0.00	691.57
HCW-04	746.00	01/25/2021	ND	54.39	0.00	691.61
HCW-04	746.00	02/01/2021	ND	54.29	0.00	691.71
HCW-04	746.00	02/08/2021	ND	54.64	0.00	691.36
HCW-04	746.00	02/16/2021	ND	54.34	0.00	691.66
HCW-04	746.00	02/22/2021	ND	54.34	0.00	691.66
HCW-04	746.00	03/04/2021	ND	54.33	0.00	691.67
HCW-04	746.00	03/08/2021	ND	52.43	0.00	693.57
HCW-04	746.00	03/15/2021	ND	54.56	0.00	691.44
HCW-04	746.00	03/22/2021	ND	54.43	0.00	691.57
HCW-04	746.00	04/01/2021	ND	54.43	0.00	691.57
HCW-04	746.00	04/12/2021	ND	54.51	0.00	691.49
HCW-04	746.00	04/19/2021	ND	54.61	0.00	691.39
HCW-04	746.00	04/29/2021	ND	54.42	0.00	691.58
HCW-04	746.00	05/03/2021	ND	54.51	0.00	691.49
HCW-04	746.00	05/10/2021	ND	54.60	0.00	691.40
HCW-04	746.00	05/18/2021	ND	54.60	0.00	691.40
HCW-04	746.00	05/26/2021	ND	54.43	0.00	691.57
HCW-04	746.00	05/31/2021	ND	54.63	0.00	691.37
HCW-04	746.00	06/07/2021	ND	54.70	0.00	691.30
HCW-04	746.00	06/14/2021	ND	54.47	0.00	691.53
HCW-04	746.00	06/21/2021	ND	54.74	0.00	691.26

Table 4
Summary of Recovery Well Gauging Data

Colonial Pipeline Company
2020-L1-SR2448
Huntersville, North Carolina

Well ID	Top Of Casing Elevation[1]	Date	Depth to Free Product (ft btoc)	Depth to Groundwater (ft btoc)	Free Product Thickness (ft)	Groundwater Elevation[2] (ft btoc)
HCW-04	746.00	07/01/2021	ND	54.77	0.00	691.23
HCW-04	746.00	07/06/2021	ND	55.01	0.00	690.99
HCW-04	746.00	07/14/2021	ND	54.93	0.00	691.07
HCW-04	746.00	07/28/2021	ND	55.10	0.00	690.90
HCW-04	746.00	08/02/2021	ND	55.42	0.00	690.58
HCW-04	746.00	08/16/2021	ND	55.50	0.00	690.50
HCW-04	746.00	08/26/2021	ND	55.63	0.00	690.37
HCW-04	746.00	08/30/2021	ND	55.12	0.00	690.88
HCW-04	746.00	09/14/2021	ND	56.40	0.00	689.60
HCW-04	746.00	09/23/2021	ND	56.31	0.00	689.69
HCW-04	746.00	10/06/2021	ND	56.96	0.00	689.04
HCW-04	746.00	10/12/2021	ND	56.97	0.00	689.03
HCW-04	746.00	10/18/2021	ND	57.09	0.00	688.91
HCW-04	746.00	10/27/2021	ND	57.06	0.00	688.94
HCW-04	746.00	11/01/2021	ND	57.28	0.00	688.72
HCW-04	746.00	11/15/2021	ND	57.96	0.00	688.04
HCW-04	746.00	11/22/2021	ND	58.01	0.00	687.99
HCW-04	746.00	11/30/2021	ND	58.02	0.00	687.98
HCW-04	746.00	12/06/2021	ND	58.21	0.00	687.79
HCW-04	746.00	12/13/2021	ND	58.54	0.00	687.46
HCW-04	746.00	12/20/2021	ND	58.70	0.00	687.30
HCW-04	746.00	12/28/2021	ND	58.50	0.00	687.50
HCW-04	746.00	01/04/2022	ND	59.15	0.00	686.85
HCW-04	746.00	01/10/2022	ND	58.95	0.00	687.05
HCW-04	746.00	01/27/2022	ND	59.03	0.00	686.97
HCW-04	746.00	01/31/2022	ND	59.30	0.00	686.70
HCW-04	746.00	02/09/2022	ND	59.72	0.00	686.28
HCW-04	746.00	02/14/2022	ND	59.92	0.00	686.08
HCW-05						
HCW-05	743.82	01/19/2021	ND	52.22	0.00	691.60
HCW-05	743.82	01/25/2021	ND	52.18	0.00	691.64
HCW-05	743.82	02/01/2021	ND	52.07	0.00	691.75
HCW-05	743.82	02/08/2021	ND	52.44	0.00	691.38
HCW-05	743.82	02/16/2021	ND	52.12	0.00	691.70
HCW-05	743.82	02/02/2021	ND	52.13	0.00	691.69
HCW-05	743.82	03/04/2021	ND	52.11	0.00	691.71
HCW-05	743.82	03/08/2021	ND	52.22	0.00	691.60
HCW-05	743.82	03/15/2021	ND	52.36	0.00	691.46
HCW-05	743.82	03/22/2021	ND	52.24	0.00	691.58
HCW-05	743.82	04/01/2021	ND	52.24	0.00	691.58
HCW-05	743.82	04/12/2021	ND	52.30	0.00	691.52
HCW-05	743.82	04/19/2021	ND	52.42	0.00	691.40
HCW-05	743.82	04/29/2021	ND	52.24	0.00	691.58
HCW-05	743.82	05/03/2021	ND	52.31	0.00	691.51
HCW-05	743.82	05/10/2021	ND	52.41	0.00	691.41

Table 4
Summary of Recovery Well Gauging Data

Colonial Pipeline Company
2020-L1-SR2448
Huntersville, North Carolina

Well ID	Top Of Casing Elevation[1]	Date	Depth to Free Product (ft btoc)	Depth to Groundwater (ft btoc)	Free Product Thickness (ft)	Groundwater Elevation[2] (ft btoc)
HCW-05	743.82	05/18/2021	ND	52.41	0.00	691.41
HCW-05	743.82	05/26/2021	ND	52.23	0.00	691.59
HCW-05	743.82	05/31/2021	ND	52.45	0.00	691.37
HCW-05	743.82	06/07/2021	ND	52.51	0.00	691.31
HCW-05	743.82	06/14/2021	ND	52.28	0.00	691.54
HCW-05	743.82	06/21/2021	ND	57.60	0.00	686.22
HCW-05	743.82	07/01/2021	ND	52.57	0.00	691.25
HCW-05	743.82	07/06/2021	ND	52.88	0.00	690.94
HCW-05	743.82	07/14/2021	ND	52.76	0.00	691.06
HCW-05	743.82	07/28/2021	ND	52.44	0.00	691.38
HCW-05	743.82	08/02/2021	ND	53.29	0.00	690.53
HCW-05	743.82	08/16/2021	ND	53.74	0.00	690.08
HCW-05	743.82	08/26/2021	53.45	53.46	0.01	690.37
HCW-05	743.82	08/30/2021	53.93	53.93	0.00	689.89
HCW-05	743.82	09/14/2021	29.05	30.45	1.40	714.40
HCW-05	743.82	09/23/2021	ND	54.08	0.00	689.74
HCW-05	743.82	10/06/2021	ND	54.72	0.00	689.10
HCW-05	743.82	10/12/2021	ND	54.81	0.00	689.01
HCW-05	743.82	10/18/2021	ND	54.89	0.00	688.93
HCW-05	743.82	10/27/2021	ND	54.82	0.00	689.00
HCW-05	743.82	11/01/2021	ND	55.06	0.00	688.76
HCW-05	743.82	11/15/2021	ND	55.62	0.00	688.20
HCW-05	743.82	11/22/2021	ND	55.91	0.00	687.91
HCW-05	743.82	11/30/2021	ND	55.88	0.00	687.94
HCW-05	743.82	12/06/2021	56.12	56.13	0.01	687.70
HCW-05	743.82	12/13/2021	ND	57.42	0.00	686.40
HCW-05	743.82	12/20/2021	ND	56.60	0.00	687.22
HCW-05	743.82	12/28/2021	ND	56.35	0.00	687.47
HCW-05	743.82	01/04/2022	ND	57.01	0.00	686.81
HCW-05	743.82	01/10/2022	ND	56.81	0.00	687.01
HCW-05	743.82	01/27/2022	ND	56.86	0.00	686.96
HCW-05	743.82	01/31/2022	ND	57.50	0.00	686.32
HCW-05	743.82	02/09/2022	ND	57.58	0.00	686.24
HCW-05	743.82	02/14/2022	ND	57.46	0.00	686.36
HCW-06						
HCW-06	743.70	01/19/2021	ND	52.10	0.00	691.60
HCW-06	743.70	01/25/2021	51.34	52.15	0.81	692.14
HCW-06	743.70	02/01/2021	51.81	52.19	0.38	691.79
HCW-06	743.70	02/08/2021	51.94	53.38	1.44	691.37
HCW-06	743.70	02/16/2021	51.59	52.88	1.29	691.76
HCW-06	743.70	02/22/2021	51.58	52.79	1.21	691.80
HCW-06	743.70	03/04/2021	51.53	52.71	1.18	691.85
HCW-06	743.70	03/08/2021	51.84	53.22	1.38	691.49
HCW-06	743.70	03/15/2021	51.91	53.25	1.34	691.43
HCW-06	743.70	03/22/2021	51.80	53.03	1.23	691.57

Table 4
Summary of Recovery Well Gauging Data

Colonial Pipeline Company
2020-L1-SR2448
Huntersville, North Carolina

Well ID	Top Of Casing Elevation[1]	Date	Depth to Free Product (ft btoc)	Depth to Groundwater (ft btoc)	Free Product Thickness (ft)	Groundwater Elevation[2] (ft btoc)
HCW-06	743.70	04/01/2021	51.72	52.96	1.24	691.65
HCW-06	743.70	04/12/2021	51.87	53.14	1.27	691.49
HCW-06	743.70	04/19/2021	51.91	53.24	1.33	691.43
HCW-06	743.70	04/29/2021	51.73	52.90	1.17	691.66
HCW-06	743.70	05/03/2021	51.85	53.09	1.24	691.52
HCW-06	743.70	05/10/2021	51.91	53.22	1.31	691.44
HCW-06	743.70	05/18/2021	51.98	53.28	1.30	691.37
HCW-06	743.70	05/26/2021	52.26	54.69	2.43	690.79
HCW-06	743.70	06/09/2021	52.63	54.29	1.66	690.63
HCW-06	743.70	07/01/2021	53.04	54.02	0.98	690.40
HCW-06	743.70	07/14/2021	53.13	54.28	1.15	690.26
HCW-06	743.70	07/28/2021	53.59	53.87	0.28	690.04
HCW-06	743.70	08/26/2021	54.19	54.23	0.04	689.50
HCW-06	743.70	09/16/2021	ND	54.71	0.00	688.99
HCW-06	743.70	09/23/2021	ND	54.84	0.00	688.86
HCW-06	743.70	10/12/2021	ARP	ARP	ARP	ARP
HCW-06	743.70	10/27/2021	ND	55.57	0.00	688.13
HCW-06	743.70	11/30/2021	ND	56.47	0.00	687.23
HCW-06	743.70	12/06/2021	ARP	ARP	ARP	ARP
HCW-06	743.70	12/13/2021	ARP	ARP	ARP	ARP
HCW-06	743.70	12/20/2021	ARP	ARP	ARP	ARP
HCW-06	743.70	12/28/2021	ND	57.09	0.00	686.61
HCW-06	743.70	01/04/2022	ARP	ARP	ARP	ARP
HCW-06	743.70	01/10/2022	ARP	ARP	ARP	ARP
HCW-06	743.70	01/27/2022	ND	57.59	0.00	686.11
HCW-07						
HCW-07	742.86	01/19/2021	ND	51.23	0.00	691.63
HCW-07	742.86	01/25/2021	ND	51.13	0.00	691.73
HCW-07	742.86	02/01/2021	ND	51.00	0.00	691.86
HCW-07	742.86	02/08/2021	50.59	53.80	3.21	691.41
HCW-07	742.86	02/16/2021	49.92	53.99	4.07	691.85
HCW-07	742.86	02/22/2021	49.94	53.92	3.98	691.85
HCW-07	742.86	03/04/2021	49.86	53.84	3.98	691.93
HCW-07	742.86	03/08/2021	50.18	54.24	4.06	691.59
HCW-07	742.86	03/15/2021	50.32	54.43	4.11	691.44
HCW-07	742.86	03/22/2021	50.22	54.12	3.90	691.60
HCW-07	742.86	04/01/2021	50.19	53.82	3.63	691.70
HCW-07	742.86	04/12/2021	50.45	53.93	3.48	691.48
HCW-07	742.86	04/19/2021	50.55	53.76	3.21	691.45
HCW-07	742.86	04/29/2021	50.38	53.24	2.86	691.71
HCW-07	742.86	05/03/2021	50.54	53.37	2.83	691.56
HCW-07	742.86	05/10/2021	50.68	53.35	2.67	691.47
HCW-07	742.86	05/18/2021	50.79	53.32	2.53	691.39
HCW-07	742.86	05/26/2021	51.41	53.67	2.26	690.85
HCW-07	742.86	06/09/2021	51.91	52.98	1.07	690.66

Table 4
Summary of Recovery Well Gauging Data

Colonial Pipeline Company
2020-L1-SR2448
Huntersville, North Carolina

Well ID	Top Of Casing Elevation[1]	Date	Depth to Free Product (ft btoc)	Depth to Groundwater (ft btoc)	Free Product Thickness (ft)	Groundwater Elevation[2] (ft btoc)
HCW-07	742.86	07/01/2021	52.31	53.06	0.75	690.35
HCW-07	742.86	07/14/2021	52.43	53.14	0.71	690.24
HCW-07	742.86	07/28/2021	52.64	53.47	0.83	690.00
HCW-07	742.86	08/26/2021	53.15	54.15	1.00	689.44
HCW-07	742.86	09/16/2021	53.82	54.19	0.37	688.94
HCW-07	742.86	09/23/2021	53.95	54.30	0.35	688.82
HCW-07	742.86	10/12/2021	ARP	ARP	ARP	ARP
HCW-07	742.86	10/27/2021	54.51	55.60	1.09	688.06
HCW-07	742.86	11/30/2021	55.53	56.30	0.77	687.12
HCW-07	742.86	12/06/2021	ARP	ARP	ARP	ARP
HCW-07	742.86	12/13/2021	ARP	ARP	ARP	ARP
HCW-07	742.86	12/20/2021	ARP	ARP	ARP	ARP
HCW-07	742.86	12/28/2021	56.31	56.39	0.08	686.53
HCW-07	742.86	01/04/2022	ARP	ARP	ARP	ARP
HCW-07	742.86	01/10/2022	ARP	ARP	ARP	ARP
HCW-07	742.86	01/27/2022	ND	56.80	0.00	686.06
HCW-08						
HCW-08	742.96	01/19/2021	ND	51.42	0.00	691.54
HCW-08	742.96	01/25/2021	ND	51.20	0.00	691.76
HCW-08	742.96	02/01/2021	ND	51.07	0.00	691.89
HCW-08	742.96	02/08/2021	ND	51.54	0.00	691.42
HCW-08	742.96	02/16/2021	ND	51.16	0.00	691.80
HCW-08	742.96	02/22/2021	ND	51.16	0.00	691.80
HCW-08	742.96	03/04/2021	ND	51.12	0.00	691.84
HCW-08	742.96	03/08/2021	ND	51.28	0.00	691.68
HCW-08	742.96	03/15/2021	ND	51.63	0.00	691.33
HCW-08	742.96	03/22/2021	ND	51.40	0.00	691.56
HCW-08	742.96	04/01/2021	ND	51.33	0.00	691.63
HCW-08	742.96	04/12/2021	ND	51.55	0.00	691.41
HCW-08	742.96	04/19/2021	ND	51.67	0.00	691.29
HCW-08	742.96	04/29/2021	ND	51.34	0.00	691.62
HCW-08	742.96	05/03/2021	ND	51.48	0.00	691.48
HCW-08	742.96	05/10/2021	ND	51.54	0.00	691.42
HCW-08	742.96	05/18/2021	ND	51.61	0.00	691.35
HCW-08	742.96	05/26/2021	ND	51.38	0.00	691.58
HCW-08	742.96	06/07/2021	ND	51.85	0.00	691.11
HCW-08	742.96	06/14/2021	ND	51.47	0.00	691.49
HCW-08	742.96	06/21/2021	ND	52.03	0.00	690.93
HCW-08	742.96	07/01/2021	ND	51.83	0.00	691.13
HCW-08	742.96	07/06/2021	ND	52.37	0.00	690.59
HCW-08	742.96	07/14/2021	ND	52.01	0.00	690.95
HCW-08	742.96	07/28/2021	ND	52.19	0.00	690.77
HCW-08	742.96	08/02/2021	ND	52.72	0.00	690.24
HCW-08	742.96	08/16/2021	ND	52.76	0.00	690.20
HCW-08	742.96	08/26/2021	ND	52.70	0.00	690.26

Table 4
Summary of Recovery Well Gauging Data

Colonial Pipeline Company
2020-L1-SR2448
Huntersville, North Carolina

Well ID	Top Of Casing Elevation[1]	Date	Depth to Free Product (ft btoc)	Depth to Groundwater (ft btoc)	Free Product Thickness (ft)	Groundwater Elevation[2] (ft btoc)
HCW-08	742.96	08/30/2021	ND	53.23	0.00	689.73
HCW-08	742.96	09/14/2021	ND	53.61	0.00	689.35
HCW-08	742.96	09/23/2021	ND	53.91	0.00	689.05
HCW-08	742.96	10/06/2021	ND	54.38	0.00	688.58
HCW-08	742.96	10/12/2021	ND	54.25	0.00	688.71
HCW-08	742.96	10/18/2021	ND	54.45	0.00	688.51
HCW-08	742.96	10/27/2021	ND	54.18	0.00	688.78
HCW-08	742.96	11/01/2021	54.63	54.69	0.06	688.31
HCW-08	743.65	11/30/2021	ND	55.72	0.00	687.93
HCW-08	743.65	12/06/2021	ARP	ARP	ARP	ARP
HCW-08	743.65	12/13/2021	ARP	ARP	ARP	ARP
HCW-08	743.65	12/20/2021	ARP	ARP	ARP	ARP
HCW-08	743.65	12/28/2021	ND	56.33	0.00	687.32
HCW-08	743.65	01/04/2022	ARP	ARP	ARP	ARP
HCW-08	743.65	01/10/2022	ARP	ARP	ARP	ARP
HCW-08	743.65	01/27/2022	ND	56.77	0.00	686.88
HCW-09						
HCW-09	744.49	01/19/2021	ND	52.70	0.00	691.79
HCW-09	744.49	01/25/2021	ND	52.50	0.00	691.99
HCW-09	744.49	02/01/2021	ND	52.36	0.00	692.13
HCW-09	744.49	02/08/2021	ND	53.03	0.00	691.46
HCW-09	744.49	02/16/2021	ND	52.66	0.00	691.83
HCW-09	744.49	02/22/2021	ND	52.65	0.00	691.84
HCW-09	744.49	03/04/2021	ND	52.57	0.00	691.92
HCW-09	744.49	03/08/2021	ND	52.82	0.00	691.67
HCW-09	744.49	03/15/2021	ND	53.20	0.00	691.29
HCW-09	744.49	03/22/2021	ND	53.02	0.00	691.47
HCW-09	744.49	04/01/2021	ND	52.89	0.00	691.60
HCW-09	744.49	04/12/2021	ND	53.21	0.00	691.28
HCW-09	744.49	04/19/2021	ND	53.32	0.00	691.17
HCW-09	744.49	04/29/2021	ND	52.91	0.00	691.58
HCW-09	744.49	05/03/2021	ND	52.89	0.00	691.60
HCW-09	744.49	05/10/2021	ND	52.97	0.00	691.52
HCW-09	744.49	05/18/2021	ND	53.14	0.00	691.35
HCW-09	744.49	05/26/2021	ND	52.89	0.00	691.60
HCW-09	744.49	06/07/2021	ND	53.60	0.00	690.89
HCW-09	744.49	06/14/2021	ND	53.00	0.00	691.49
HCW-09	744.49	06/21/2021	ND	53.79	0.00	690.70
HCW-09	744.49	07/01/2021	ND	53.53	0.00	690.96
HCW-09	744.49	07/06/2021	ND	54.23	0.00	690.26
HCW-09	744.49	07/14/2021	ND	53.69	0.00	690.80
HCW-09	744.49	07/28/2021	ND	53.98	0.00	690.51
HCW-09	744.49	08/02/2021	ND	54.60	0.00	689.89
HCW-09	744.49	08/16/2021	ND	54.61	0.00	689.88
HCW-09	744.49	08/26/2021	ND	54.36	0.00	690.13

Table 4
Summary of Recovery Well Gauging Data

Colonial Pipeline Company
2020-L1-SR2448
Huntersville, North Carolina

Well ID	Top Of Casing Elevation[1]	Date	Depth to Free Product (ft btoc)	Depth to Groundwater (ft btoc)	Free Product Thickness (ft)	Groundwater Elevation[2] (ft btoc)
HCW-09	744.49	08/30/2021	ND	55.15	0.00	689.34
HCW-09	744.49	09/14/2021	ND	55.56	0.00	688.93
HCW-09	744.49	09/23/2021	ND	55.14	0.00	689.35
HCW-09	744.49	10/06/2021	ND	56.46	0.00	688.03
HCW-09	744.49	10/12/2021	ND	56.32	0.00	688.17
HCW-09	744.49	10/18/2021	ND	56.53	0.00	687.96
HCW-09	744.49	10/27/2021	ND	55.98	0.00	688.51
HCW-09	744.49	11/01/2021	ND	56.65	0.00	687.84
HCW-09	744.49	11/15/2021	ND	57.84	0.00	686.65
HCW-09	744.49	11/22/2021	ND	58.00	0.00	686.49
HCW-09	744.49	11/30/2021	ND	57.08	0.00	687.41
HCW-09	744.49	12/06/2021	ND	58.11	0.00	686.38
HCW-09	744.49	12/13/2021	ND	58.49	0.00	686.00
HCW-09	744.49	12/20/2021	ND	58.59	0.00	685.90
HCW-09	744.49	12/28/2021	ND	57.51	0.00	686.98
HCW-09	744.49	01/04/2022	ND	59.05	0.00	685.44
HCW-09	744.49	01/10/2022	ND	58.01	0.00	686.48
HCW-09	744.49	01/27/2022	ND	57.83	0.00	686.66
HCW-09	744.49	01/31/2022	ND	58.96	0.00	685.53
HCW-09	744.49	02/09/2022	ND	59.59	0.00	684.90
HCW-09	744.49	02/14/2022	ND	59.66	0.00	684.83
HCW-10						
HCW-10	743.90	01/19/2021	50.52	50.62	0.10	693.36
HCW-10	743.90	01/25/2021	50.98	52.25	1.27	692.58
HCW-10	743.90	02/01/2021	50.39	50.40	0.01	693.51
HCW-10	743.90	02/08/2021	52.04	52.91	0.87	691.63
HCW-10	743.90	02/16/2021	51.79	53.03	1.24	691.78
HCW-10	743.90	02/22/2021	51.73	53.04	1.31	691.82
HCW-10	743.90	03/04/2021	51.14	52.68	1.54	692.35
HCW-10	743.90	03/08/2021	52.14	54.00	1.86	691.26
HCW-10	743.90	03/15/2021	52.46	54.48	2.02	690.90
HCW-10	743.90	03/22/2021	52.64	54.59	1.95	690.74
HCW-10	743.90	04/01/2021	51.84	53.73	1.89	691.55
HCW-10	743.90	04/12/2021	52.89	54.90	2.01	690.47
HCW-10	743.90	04/19/2021	52.74	54.92	2.18	690.58
HCW-10	743.90	04/29/2021	51.84	53.79	1.95	691.54
HCW-10	743.90	05/03/2021	51.12	53.13	2.01	692.24
HCW-10	743.90	05/10/2021	51.30	53.49	2.19	692.01
HCW-10	743.90	05/18/2021	52.16	54.43	2.27	691.13
HCW-10	743.90	05/26/2021	50.44	51.20	0.76	693.26
HCW-10	743.90	06/09/2021	50.88	52.00	1.12	692.72
HCW-10	743.90	07/01/2021	51.74	53.51	1.77	691.69
HCW-10	743.90	07/14/2021	51.98	53.17	1.19	691.60
HCW-10	743.90	07/28/2021	52.20	53.48	1.28	691.36
HCW-10	743.90	08/26/2021	52.81	54.08	1.27	690.75

Table 4
Summary of Recovery Well Gauging Data

Colonial Pipeline Company
2020-L1-SR2448
Huntersville, North Carolina

Well ID	Top Of Casing Elevation[1]	Date	Depth to Free Product (ft btoc)	Depth to Groundwater (ft btoc)	Free Product Thickness (ft)	Groundwater Elevation[2] (ft btoc)
HCW-10	743.90	09/16/2021	53.64	55.25	1.61	689.83
HCW-10	743.90	09/23/2021	53.79	55.52	1.73	689.65
HCW-10	743.90	10/12/2021	ARP	ARP	ARP	ARP
HCW-10	743.90	10/27/2021	55.42	55.94	0.52	688.34
HCW-10	743.90	11/30/2021	56.70	56.98	0.28	687.13
HCW-10	743.90	12/06/2021	ARP	ARP	ARP	ARP
HCW-10	743.90	12/13/2021	ARP	ARP	ARP	ARP
HCW-10	743.90	12/20/2021	ARP	ARP	ARP	ARP
HCW-10	743.90	12/28/2021	57.11	57.50	0.39	686.69
HCW-10	743.90	01/04/2022	ARP	ARP	ARP	ARP
HCW-10	743.90	01/10/2022	ARP	ARP	ARP	ARP
HCW-10	743.90	01/27/2022	56.93	57.47	0.54	686.83
HCW-11						
HCW-11	741.26	01/19/2021	ND	49.32	0.00	691.94
HCW-11	741.26	01/25/2021	ND	48.45	0.00	692.81
HCW-11	741.26	02/01/2021	ND	48.30	0.00	692.96
HCW-11	741.26	02/08/2021	ND	49.65	0.00	691.61
HCW-11	741.26	02/16/2021	ND	49.43	0.00	691.83
HCW-11	741.26	02/22/2021	ND	49.42	0.00	691.84
HCW-11	741.26	03/04/2021	ND	48.65	0.00	692.61
HCW-11	741.26	03/08/2021	ND	49.92	0.00	691.34
HCW-11	741.26	03/15/2021	ND	14.51	0.00	726.75
HCW-11	741.26	03/22/2021	ND	50.73	0.00	690.53
HCW-11	741.26	04/01/2021	ND	49.49	0.00	691.77
HCW-11	741.26	04/12/2021	ND	50.96	0.00	690.30
HCW-11	741.26	04/19/2021	ND	50.72	0.00	690.54
HCW-11	741.26	04/29/2021	ND	49.29	0.00	691.97
HCW-11	741.26	05/03/2021	ND	48.56	0.00	692.70
HCW-11	741.26	05/10/2021	ND	48.96	0.00	692.30
HCW-11	741.26	05/18/2021	ND	50.18	0.00	691.08
HCW-11	741.26	05/26/2021	ND	49.04	0.00	692.22
HCW-11	741.26	05/31/2021	ND	50.49	0.00	690.77
HCW-11	741.26	06/07/2021	ND	51.12	0.00	690.14
HCW-11	741.26	06/14/2021	ND	49.29	0.00	691.97
HCW-11	741.26	06/21/2021	ND	50.16	0.00	691.10
HCW-11	741.26	07/01/2021	ND	50.28	0.00	690.98
HCW-11	741.26	07/06/2021	ND	53.26	0.00	688.00
HCW-11	741.26	07/14/2021	ND	50.64	0.00	690.62
HCW-11	741.26	07/28/2021	ND	50.84	0.00	690.42
HCW-11	741.26	08/02/2021	ND	53.29	0.00	687.97
HCW-11	741.26	08/16/2021	ND	53.40	0.00	687.86
HCW-11	741.26	08/26/2021	ND	51.39	0.00	689.87
HCW-11	741.26	08/30/2021	ND	54.04	0.00	687.22
HCW-11	741.26	09/14/2021	ND	54.82	0.00	686.44
HCW-11	741.26	09/23/2021	ND	52.42	0.00	688.84

Table 4
Summary of Recovery Well Gauging Data

Colonial Pipeline Company
2020-L1-SR2448
Huntersville, North Carolina

Well ID	Top Of Casing Elevation[1]	Date	Depth to Free Product (ft btoc)	Depth to Groundwater (ft btoc)	Free Product Thickness (ft)	Groundwater Elevation[2] (ft btoc)
HCW-11	741.26	10/06/2021	ND	55.41	0.00	685.85
HCW-11	741.26	10/12/2021	ND	55.24	0.00	686.02
HCW-11	741.26	10/18/2021	ND	55.44	0.00	685.82
HCW-11	741.26	10/27/2021	ND	53.55	0.00	687.71
HCW-11	741.26	11/01/2021	ND	54.73	0.00	686.53
HCW-11	741.26	11/15/2021	ND	56.98	0.00	684.28
HCW-11	741.26	11/22/2021	ND	56.98	0.00	684.28
HCW-11	741.26	11/30/2021	ND	54.77	0.00	686.49
HCW-11	741.26	12/06/2021	ND	56.80	0.00	684.46
HCW-11	741.26	12/13/2021	ND	57.09	0.00	684.17
HCW-11	741.26	12/20/2021	ND	57.05	0.00	684.21
HCW-11	741.26	12/28/2021	ND	55.02	0.00	686.24
HCW-11	741.26	01/04/2022	ND	57.29	0.00	683.97
HCW-11	741.26	01/10/2022	ND	55.65	0.00	685.61
HCW-11	741.26	01/27/2022	ND	54.93	0.00	686.33
HCW-11	741.26	01/31/2022	ND	57.00	0.00	684.26
HCW-11	741.26	02/09/2022	ND	58.00	0.00	683.26
HCW-11	741.26	02/14/2022	ND	58.95	0.00	682.31
HCW-12						
HCW-12	740.75	01/19/2021	ND	23.93	0.00	716.82
HCW-12	740.75	01/25/2021	ND	43.24	0.00	697.51
HCW-12	740.75	02/01/2021	Dry	Dry	Dry	Dry
HCW-12	740.75	02/08/2021	Dry	Dry	Dry	Dry
HCW-12	740.75	02/16/2021	ND	47.86	0.00	692.89
HCW-12	740.75	02/22/2021	ND	48.06	0.00	692.69
HCW-12	740.75	03/04/2021	ND	48.04	0.00	692.71
HCW-12	740.75	03/08/2021	ND	48.28	0.00	692.47
HCW-12	740.75	03/15/2021	ND	48.44	0.00	692.31
HCW-12	740.75	03/22/2021	ND	48.71	0.00	692.04
HCW-12	740.75	04/01/2021	ND	48.87	0.00	691.88
HCW-12	740.75	04/12/2021	49.03	49.04	0.01	691.72
HCW-12	740.75	04/19/2021	ND	49.94	0.00	690.81
HCW-12	740.75	04/29/2021	48.67	48.68	0.01	692.08
HCW-12	740.75	05/03/2021	ND	47.94	0.00	692.81
HCW-12	740.75	05/10/2021	ND	47.58	0.00	693.17
HCW-12	740.75	05/18/2021	ND	47.68	0.00	693.07
HCW-12	740.75	05/26/2021	ND	47.69	0.00	693.06
HCW-12	740.75	05/31/2021	ND	48.02	0.00	692.73
HCW-12	740.75	06/07/2021	ND	48.35	0.00	692.40
HCW-12	740.75	06/14/2021	ND	47.94	0.00	692.81
HCW-12	740.75	06/21/2021	ND	48.16	0.00	692.59
HCW-12	740.75	07/01/2021	ND	48.79	0.00	691.96
HCW-12	740.75	07/06/2021	ND	49.34	0.00	691.41
HCW-12	740.75	07/14/2021	ND	49.26	0.00	691.49
HCW-12	740.75	07/28/2021	ND	49.48	0.00	691.27

Table 4
Summary of Recovery Well Gauging Data

Colonial Pipeline Company
2020-L1-SR2448
Huntersville, North Carolina

Well ID	Top Of Casing Elevation[1]	Date	Depth to Free Product (ft btoc)	Depth to Groundwater (ft btoc)	Free Product Thickness (ft)	Groundwater Elevation[2] (ft btoc)
HCW-12	740.75	08/02/2021	ND	50.00	0.00	690.75
HCW-12	740.75	08/16/2021	Dry	Dry	Dry	Dry
HCW-12	740.75	08/26/2021	ND	50.13	0.00	690.62
HCW-12	740.75	08/30/2021	Dry	Dry	Dry	Dry
HCW-12	740.75	09/14/2021	ND	51.24	0.00	689.51
HCW-12	740.75	09/23/2021	ND	51.05	0.00	689.70
HCW-12	740.75	10/06/2021	Dry	Dry	Dry	Dry
HCW-12	740.75	10/12/2021	ND	52.00	0.00	688.75
HCW-12	740.75	10/18/2021	Dry	Dry	Dry	Dry
HCW-12	740.75	10/27/2021	ND	51.94	0.00	688.81
HCW-12	740.75	11/01/2021	Dry	Dry	Dry	Dry
HCW-12	740.75	11/15/2021	Dry	Dry	Dry	Dry
HCW-12	740.75	11/22/2021	ND	Dry	Dry	Dry
HCW-12	740.75	11/30/2021	Dry	Dry	Dry	Dry
HCW-12	740.75	12/06/2021	Dry	Dry	Dry	Dry
HCW-12	740.75	12/13/2021	Dry	Dry	Dry	Dry
HCW-12	740.75	12/20/2021	Dry	Dry	Dry	Dry
HCW-12	740.75	12/28/2021	Dry	Dry	Dry	Dry
HCW-12	740.75	01/04/2022	Dry	Dry	Dry	Dry
HCW-12	740.75	01/10/2022	Dry	Dry	Dry	Dry
HCW-12	740.75	01/27/2022	Dry	Dry	Dry	Dry
HCW-12	740.75	01/31/2022	Dry	Dry	Dry	Dry
HCW-12	740.75	02/09/2022	Dry	Dry	Dry	Dry
HCW-12	740.75	02/14/2022	Dry	Dry	Dry	Dry
HCW-13						
HCW-13	741.53	01/25/2021	ND	46.81	0.00	694.72
HCW-13	741.53	02/01/2021	46.33	48.32	1.99	694.67
HCW-13	741.53	02/08/2021	ARP	ARP	ARP	ARP
HCW-13	741.53	02/16/2021	44.21	51.43	7.22	695.39
HCW-13	741.53	02/22/2021	44.31	51.43	7.12	695.31
HCW-13	741.53	03/04/2021	44.51	51.52	7.01	695.14
HCW-13	741.53	03/08/2021	44.74	51.56	6.82	694.96
HCW-13	741.53	03/15/2021	44.98	51.48	6.50	694.81
HCW-13	741.53	03/22/2021	45.31	51.43	6.12	694.58
HCW-13	740.79	04/01/2021	ND	44.73	0.00	696.06
HCW-13	740.79	04/12/2021	ARP	ARP	ARP	ARP
HCW-13	740.79	04/19/2021	ARP	ARP	ARP	ARP
HCW-13	740.79	04/29/2021	43.34	50.31	6.97	695.58
HCW-13	740.79	05/03/2021	ARP	ARP	ARP	ARP
HCW-13	740.79	05/10/2021	ARP	ARP	ARP	ARP
HCW-13	740.79	05/26/2021	45.86	49.20	3.34	694.04
HCW-13	740.79	06/09/2021	46.34	48.98	2.64	693.74
HCW-13	740.79	07/01/2021	47.16	48.96	1.80	693.15
HCW-13	740.79	07/14/2021	47.49	49.29	1.80	692.82
HCW-13	740.79	07/28/2021	48.03	50.18	2.15	692.18

Table 4
Summary of Recovery Well Gauging Data

Colonial Pipeline Company
2020-L1-SR2448
Huntersville, North Carolina

Well ID	Top Of Casing Elevation[1]	Date	Depth to Free Product (ft btoc)	Depth to Groundwater (ft btoc)	Free Product Thickness (ft)	Groundwater Elevation[2] (ft btoc)
HCW-13	740.79	08/26/2021	48.90	50.41	1.51	691.49
HCW-13	740.79	09/16/2021	49.34	50.75	1.41	691.07
HCW-13	740.79	09/23/2021	49.39	50.31	0.92	691.15
HCW-13	740.79	10/12/2021	ARP	ARP	ARP	ARP
HCW-13	740.79	10/27/2021	50.01	50.75	0.74	690.58
HCW-13	740.79	11/30/2021	50.04	50.42	0.38	690.65
HCW-13	740.79	12/06/2021	ARP	ARP	ARP	ARP
HCW-13	740.79	12/13/2021	ARP	ARP	ARP	ARP
HCW-13	740.79	12/20/2021	ARP	ARP	ARP	ARP
HCW-13	740.79	12/28/2021	50.07	50.50	0.43	690.60
HCW-13	740.79	01/04/2022	ARP	ARP	ARP	ARP
HCW-13	740.79	01/10/2022	ARP	ARP	ARP	ARP
HCW-13	740.79	01/27/2022	50.11	50.35	0.24	690.62
HCW-14						
HCW-14	738.67	01/25/2021	ND	43.07	0.00	695.60
HCW-14	738.67	02/01/2021	ND	43.83	0.00	694.84
HCW-14	738.67	02/08/2021	44.25	44.44	0.19	694.37
HCW-14	738.67	02/16/2021	41.56	46.24	4.68	695.86
HCW-14	738.67	02/22/2021	41.29	NW	>8.71	N/A
HCW-14	738.67	03/04/2021	41.35	50.00	8.65	695.01
HCW-14	738.67	03/08/2021	41.68	NW	>8.32	N/A
HCW-14	738.67	03/15/2021	41.89	NW	>8.11	N/A
HCW-14	738.67	03/22/2021	42.22	NW	>7.78	N/A
HCW-14	739.18	04/01/2021	ND	43.11	0.00	696.07
HCW-14	739.18	04/12/2021	ARP	ARP	ARP	ARP
HCW-14	739.18	04/19/2021	ARP	ARP	ARP	ARP
HCW-14	739.18	04/29/2021	43.71	46.93	3.22	694.61
HCW-14	739.18	05/03/2021	ARP	ARP	ARP	ARP
HCW-14	739.18	05/10/2021	ARP	ARP	ARP	ARP
HCW-14	739.18	05/26/2021	44.31	45.06	0.75	694.67
HCW-14	739.18	06/09/2021	44.58	45.38	0.80	694.39
HCW-14	739.18	07/01/2021	45.06	45.88	0.82	693.90
HCW-14	739.18	07/14/2021	45.50	46.21	0.71	693.49
HCW-14	739.18	07/28/2021	45.81	46.86	1.05	693.09
HCW-14	739.18	08/26/2021	46.60	47.52	0.92	692.33
HCW-14	739.18	09/16/2021	47.13	48.00	0.87	691.82
HCW-14	739.18	09/23/2021	47.28	48.00	0.72	691.71
HCW-14	739.18	10/12/2021	ARP	ARP	ARP	ARP
HCW-14	739.18	10/27/2021	47.75	48.05	0.30	691.35
HCW-14	739.18	11/30/2021	Dry	Dry	Dry	Dry
HCW-14	739.18	12/06/2021	ARP	ARP	ARP	ARP
HCW-14	739.18	12/13/2021	ARP	ARP	ARP	ARP
HCW-14	739.18	12/20/2021	ARP	ARP	ARP	ARP
HCW-14	739.18	12/28/2021	Dry	Dry	Dry	Dry
HCW-14	739.18	01/04/2022	ARP	ARP	ARP	ARP

Table 4
Summary of Recovery Well Gauging Data

Colonial Pipeline Company
2020-L1-SR2448
Huntersville, North Carolina

Well ID	Top Of Casing Elevation[1]	Date	Depth to Free Product (ft btoc)	Depth to Groundwater (ft btoc)	Free Product Thickness (ft)	Groundwater Elevation[2] (ft btoc)
HCW-14	739.18	01/10/2022	ARP	ARP	ARP	ARP
HCW-14	739.18	01/27/2022	Dry	Dry	Dry	Dry
HCW-15						
HCW-15	736.71	01/25/2021	ND	40.88	0.00	695.83
HCW-15	736.71	02/01/2021	ND	41.62	0.00	695.09
HCW-15	736.71	02/08/2021	42.15	42.25	0.10	694.53
HCW-15	736.71	02/16/2021	39.13	51.43	12.30	694.28
HCW-15	736.71	02/22/2021	39.27	46.04	6.77	695.62
HCW-15	736.71	03/04/2021	39.21	46.10	6.89	695.65
HCW-15	736.71	03/08/2021	39.65	46.22	6.57	695.30
HCW-15	736.71	03/15/2021	39.95	46.11	6.16	695.11
HCW-15	736.71	03/22/2021	40.24	46.03	5.79	694.92
HCW-15	737.19	04/01/2021	ND	41.07	0.00	696.12
HCW-15	737.19	04/12/2021	ARP	ARP	ARP	ARP
HCW-15	737.19	04/19/2021	ARP	ARP	ARP	ARP
HCW-15	737.19	04/29/2021	41.72	44.58	2.86	694.70
HCW-15	737.19	05/03/2021	ARP	ARP	ARP	ARP
HCW-15	737.19	05/10/2021	ARP	ARP	ARP	ARP
HCW-15	737.19	05/26/2021	42.04	43.82	1.78	694.67
HCW-15	737.19	06/09/2021	42.49	43.83	1.34	694.34
HCW-15	737.19	07/01/2021	43.09	43.95	0.86	693.87
HCW-15	737.19	07/14/2021	43.46	44.48	1.02	693.46
HCW-15	737.19	07/28/2021	43.85	45.06	1.21	693.02
HCW-15	737.19	08/26/2021	44.41	45.70	1.29	692.43
HCW-15	737.19	09/16/2021	45.37	46.10	0.73	691.62
HCW-15	737.19	09/23/2021	45.24	46.24	1.00	691.68
HCW-15	737.19	10/12/2021	ARP	ARP	ARP	ARP
HCW-15	737.19	10/27/2021	45.17	45.89	0.72	691.83
HCW-15	737.19	11/30/2021	45.08	45.82	0.74	691.91
HCW-15	737.19	12/06/2021	ARP	ARP	ARP	ARP
HCW-15	737.19	12/13/2021	ARP	ARP	ARP	ARP
HCW-15	737.19	12/20/2021	ARP	ARP	ARP	ARP
HCW-15	737.19	12/28/2021	44.36	44.52	0.16	692.79
HCW-15	737.19	01/04/2022	ARP	ARP	ARP	ARP
HCW-15	737.19	01/10/2022	ARP	ARP	ARP	ARP
HCW-15	737.19	01/27/2022	45.27	45.41	0.14	691.88
HCW-16						
HCW-16	736.35	01/25/2021	39.28	39.77	0.49	696.94
HCW-16	736.35	02/01/2021	39.38	40.96	1.58	696.55
HCW-16	736.35	02/08/2021	38.85	41.05	2.20	696.91
HCW-16	736.35	02/16/2021	38.69	41.09	2.40	697.02
HCW-16	736.35	02/22/2021	38.79	41.28	2.49	696.90
HCW-16	736.35	03/04/2021	38.80	41.70	2.90	696.78
HCW-16	736.35	03/08/2021	39.09	41.84	2.75	696.53
HCW-16	736.35	03/15/2021	39.33	41.87	2.54	696.34

Table 4
Summary of Recovery Well Gauging Data

Colonial Pipeline Company
2020-L1-SR2448
Huntersville, North Carolina

Well ID	Top Of Casing Elevation[1]	Date	Depth to Free Product (ft btoc)	Depth to Groundwater (ft btoc)	Free Product Thickness (ft)	Groundwater Elevation[2] (ft btoc)
HCW-16	736.35	03/22/2021	39.69	41.83	2.14	696.09
HCW-16	736.35	04/01/2021	40.08	41.72	1.64	695.83
HCW-16	736.35	04/12/2021	40.34	40.35	0.01	696.01
HCW-16	736.35	04/19/2021	40.22	40.70	0.48	696.00
HCW-16	736.35	04/29/2021	40.24	40.91	0.67	695.93
HCW-16	736.35	05/03/2021	40.27	40.86	0.59	695.92
HCW-16	736.35	05/10/2021	40.35	41.10	0.75	695.80
HCW-16	736.35	05/18/2021	40.36	41.18	0.82	695.77
HCW-16	736.35	05/26/2021	40.30	41.23	0.93	695.80
HCW-16	736.35	05/31/2021	ARP	ARP	ARP	ARP
HCW-16	736.35	06/09/2021	39.96	40.96	1.00	696.12
HCW-16	736.35	07/01/2021	40.42	41.14	0.72	695.74
HCW-16	736.35	07/14/2021	40.40	41.22	0.82	695.73
HCW-16	736.35	07/28/2021	40.71	41.38	0.67	695.46
HCW-16	736.35	08/26/2021	40.72	41.44	0.72	695.44
HCW-16	736.35	09/16/2021	40.72	41.60	0.88	695.40
HCW-16	736.35	09/23/2021	40.43	41.34	0.91	695.68
HCW-16	736.35	10/12/2021	ARP	ARP	ARP	ARP
HCW-16	736.35	10/27/2021	40.48	41.35	0.87	695.64
HCW-16	736.35	11/30/2021	40.32	41.14	0.82	695.81
HCW-16	736.35	12/06/2021	ARP	ARP	ARP	ARP
HCW-16	736.35	12/13/2021	ARP	ARP	ARP	ARP
HCW-16	736.35	12/20/2021	ARP	ARP	ARP	ARP
HCW-16	736.35	12/28/2021	40.10	41.21	1.11	695.95
HCW-16	736.35	01/04/2022	ARP	ARP	ARP	ARP
HCW-16	736.35	01/10/2022	ARP	ARP	ARP	ARP
HCW-16	736.35	01/27/2022	40.33	40.67	0.34	695.93
HCW-17						
HCW-17	733.19	01/25/2021	ND	34.90	0.00	698.29
HCW-17	733.19	02/01/2021	ND	36.49	0.00	696.70
HCW-17	733.19	02/08/2021	ND	36.49	0.00	696.70
HCW-17	733.19	02/16/2021	ND	36.48	0.00	696.71
HCW-17	733.19	02/22/2021	ND	35.76	0.00	697.43
HCW-17	733.19	03/04/2021	ND	35.78	0.00	697.41
HCW-17	733.19	03/08/2021	ND	35.88	0.00	697.31
HCW-17	733.19	03/15/2021	ND	35.80	0.00	697.39
HCW-17	733.19	03/22/2021	ND	35.74	0.00	697.45
HCW-17	733.19	04/01/2021	ND	35.78	0.00	697.41
HCW-17	733.19	04/12/2021	ND	35.80	0.00	697.39
HCW-17	733.19	04/19/2021	ND	35.75	0.00	697.44
HCW-17	733.19	04/29/2021	ND	35.75	0.00	697.44
HCW-17	733.19	05/03/2021	ND	35.70	0.00	697.49
HCW-17	733.19	05/10/2021	ND	35.76	0.00	697.43
HCW-17	733.19	05/18/2021	ND	35.78	0.00	697.41
HCW-17	733.19	05/26/2021	ND	35.74	0.00	697.45

Table 4
Summary of Recovery Well Gauging Data

Colonial Pipeline Company
2020-L1-SR2448
Huntersville, North Carolina

Well ID	Top Of Casing Elevation[1]	Date	Depth to Free Product (ft btoc)	Depth to Groundwater (ft btoc)	Free Product Thickness (ft)	Groundwater Elevation[2] (ft btoc)
HCW-17	733.19	05/31/2021	ND	35.73	0.00	697.46
HCW-17	733.19	06/07/2021	ND	35.78	0.00	697.41
HCW-17	733.19	06/14/2021	ND	35.76	0.00	697.43
HCW-17	733.19	06/21/2021	ND	35.70	0.00	697.49
HCW-17	733.19	07/01/2021	ND	35.70	0.00	697.49
HCW-17	733.19	07/06/2021	ND	35.72	0.00	697.47
HCW-17	733.19	07/14/2021	ND	35.72	0.00	697.47
HCW-17	733.19	07/28/2021	ND	35.70	0.00	697.49
HCW-17	733.19	08/02/2021	ND	35.72	0.00	697.47
HCW-17	733.19	08/16/2021	ND	35.62	0.00	697.57
HCW-17	733.19	08/26/2021	ND	35.67	0.00	697.52
HCW-17	733.19	08/30/2021	ND	35.68	0.00	697.51
HCW-17	733.19	09/14/2021	ND	35.79	0.00	697.40
HCW-17	733.19	09/23/2021	ND	35.76	0.00	697.43
HCW-17	733.19	10/06/2021	ND	35.76	0.00	697.43
HCW-17	733.19	10/12/2021	ND	35.77	0.00	697.42
HCW-17	733.19	10/18/2021	ND	35.72	0.00	697.47
HCW-17	733.19	10/27/2021	ND	35.84	0.00	697.35
HCW-17	733.19	11/01/2021	ND	35.79	0.00	697.40
HCW-17	733.19	11/15/2021	ND	35.88	0.00	697.31
HCW-17	733.19	11/22/2021	ND	35.88	0.00	697.31
HCW-17	733.19	11/30/2021	ND	35.88	0.00	697.31
HCW-17	733.19	12/06/2021	ND	35.78	0.00	697.41
HCW-17	733.19	12/13/2021	ND	35.88	0.00	697.31
HCW-17	733.19	12/20/2021	ND	35.91	0.00	697.28
HCW-17	733.19	12/28/2021	ND	35.85	0.00	697.34
HCW-17	733.19	01/04/2022	ND	35.85	0.00	697.34
HCW-17	733.19	01/10/2022	ND	35.79	0.00	697.40
HCW-17	733.19	01/27/2022	ND	35.82	0.00	697.37
HCW-17	733.19	01/31/2022	ND	35.82	0.00	697.37
HCW-17	733.19	02/09/2022	ND	35.83	0.00	697.36
HCW-17	733.19	02/14/2022	ND	35.91	0.00	697.28
HCW-18						
HCW-18	731.12	01/25/2021	ND	34.58	0.00	696.54
HCW-18	731.12	02/01/2021	ND	31.97	0.00	699.15
HCW-18	731.12	02/08/2021	ND	31.98	0.00	699.14
HCW-18	731.12	02/16/2021	ND	31.99	0.00	699.13
HCW-18	731.12	02/22/2021	ND	32.05	0.00	699.07
HCW-18	731.12	03/04/2021	ND	32.02	0.00	699.10
HCW-18	731.12	03/08/2021	31.99	32.00	0.01	699.13
HCW-18	731.12	03/15/2021	31.96	31.99	0.03	699.15
HCW-18	731.12	03/22/2021	ND	31.93	0.00	699.19
HCW-18	731.12	04/01/2021	ND	32.01	0.00	699.11
HCW-18	731.12	04/12/2021	31.86	32.00	0.14	699.22
HCW-18	731.12	04/19/2021	ND	31.87	0.00	699.25

Table 4
Summary of Recovery Well Gauging Data

Colonial Pipeline Company
2020-L1-SR2448
Huntersville, North Carolina

Well ID	Top Of Casing Elevation[1]	Date	Depth to Free Product (ft btoc)	Depth to Groundwater (ft btoc)	Free Product Thickness (ft)	Groundwater Elevation[2] (ft btoc)
HCW-18	731.12	04/29/2021	Dry	Dry	Dry	Dry
HCW-18	731.12	05/03/2021	Dry	Dry	Dry	Dry
HCW-18	731.12	05/10/2021	Dry	Dry	Dry	Dry
HCW-18	731.12	05/18/2021	32.04	32.05	0.01	699.08
HCW-18	731.12	05/26/2021	31.97	31.98	0.01	699.15
HCW-18	731.12	05/31/2021	ND	32.02	0.00	699.10
HCW-18	731.12	06/07/2021	ND	32.04	0.00	699.08
HCW-18	731.12	06/14/2021	ND	32.06	0.00	699.06
HCW-18	731.12	06/21/2021	ND	32.03	0.00	699.09
HCW-18	731.12	07/01/2021	ND	32.03	0.00	699.09
HCW-18	731.12	07/06/2021	ND	32.04	0.00	699.08
HCW-18	731.12	07/14/2021	ND	31.96	0.00	699.16
HCW-18	731.12	07/28/2021	ND	32.01	0.00	699.11
HCW-18	731.12	08/02/2021	ND	32.04	0.00	699.08
HCW-18	731.12	08/16/2021	ND	31.93	0.00	699.19
HCW-18	731.12	08/26/2021	Dry	Dry	Dry	Dry
HCW-18	731.12	08/30/2021	ND	31.97	0.00	699.15
HCW-18	731.12	09/14/2021	ND	32.00	0.00	699.12
HCW-18	731.12	09/23/2021	ND	32.04	0.00	699.08
HCW-18	731.12	10/06/2021	ND	31.99	0.00	699.13
HCW-18	731.12	10/12/2021	ND	32.03	0.00	699.09
HCW-18	731.12	10/18/2021	ND	31.97	0.00	699.15
HCW-18	731.12	10/27/2021	ND	32.00	0.00	699.12
HCW-18	731.12	11/01/2021	ND	31.97	0.00	699.15
HCW-18	731.12	11/15/2021	ND	32.09	0.00	699.03
HCW-18	731.12	11/22/2021	ND	32.09	0.00	699.03
HCW-18	731.12	11/30/2021	ND	32.10	0.00	699.02
HCW-18	731.12	12/06/2021	ND	31.03	0.00	700.09
HCW-18	731.12	12/13/2021	ND	32.10	0.00	699.02
HCW-18	731.12	12/20/2021	ND	32.12	0.00	699.00
HCW-18	731.12	12/28/2021	ND	32.09	0.00	699.03
HCW-18	731.12	01/04/2022	ND	32.05	0.00	699.07
HCW-18	731.12	01/10/2022	ND	32.80	0.00	698.32
HCW-18	731.12	01/27/2022	ND	32.08	0.00	699.04
HCW-18	731.12	01/31/2022	ND	32.03	0.00	699.09
HCW-18	731.12	02/09/2022	ND	32.08	0.00	699.04
HCW-18	731.12	02/14/2022	ND	32.12	0.00	699.00
HCW-19						
HCW-19	732.00	01/25/2021	ND	34.10	0.00	697.90
HCW-19	732.00	02/01/2021	ND	34.22	0.00	697.78
HCW-19	732.00	02/08/2021	34.60	34.61	0.01	697.40
HCW-19	732.00	02/16/2021	34.43	34.44	0.01	697.57
HCW-19	732.00	02/22/2021	34.11	34.12	0.01	697.89
HCW-19	732.00	03/04/2021	NM	NM	NM	NM
HCW-19	732.00	03/08/2021	31.08	31.11	0.03	700.91

Table 4
Summary of Recovery Well Gauging Data

Colonial Pipeline Company
2020-L1-SR2448
Huntersville, North Carolina

Well ID	Top Of Casing Elevation[1]	Date	Depth to Free Product (ft btoc)	Depth to Groundwater (ft btoc)	Free Product Thickness (ft)	Groundwater Elevation[2] (ft btoc)
HCW-19	732.00	03/15/2021	34.20	34.22	0.02	697.79
HCW-19	732.00	03/22/2021	34.35	34.36	0.01	697.65
HCW-19	732.00	04/01/2021	34.13	34.16	0.03	697.86
HCW-19	732.00	04/12/2021	34.71	34.72	0.01	697.29
HCW-19	732.00	04/19/2021	33.84	33.86	0.02	698.15
HCW-19	732.00	04/29/2021	34.15	34.17	0.02	697.84
HCW-19	732.00	05/03/2021	34.27	34.29	0.02	697.72
HCW-19	732.00	05/18/2021	34.99	35.01	0.02	697.00
HCW-19	732.00	05/10/2021	34.59	34.60	0.01	697.41
HCW-19	732.00	05/26/2021	35.08	35.10	0.02	696.91
HCW-19	732.00	05/31/2021	35.35	35.37	0.02	696.64
HCW-19	732.00	06/07/2021	35.59	35.61	0.02	696.40
HCW-19	732.00	06/14/2021	35.68	35.70	0.02	696.31
HCW-19	732.00	06/21/2021	35.91	35.94	0.03	696.08
HCW-19	732.00	07/01/2021	36.04	36.11	0.07	695.94
HCW-19	732.00	07/06/2021	36.30	36.36	0.06	695.68
HCW-19	732.00	07/14/2021	36.43	36.50	0.07	695.55
HCW-19	732.00	07/28/2021	36.74	36.78	0.04	695.25
HCW-19	732.00	08/02/2021	37.02	37.08	0.06	694.96
HCW-19	732.00	08/16/2021	ND	37.18	0.00	694.82
HCW-19	732.00	08/26/2021	37.27	37.33	0.06	694.71
HCW-19	732.00	08/30/2021	37.45	37.51	0.06	694.53
HCW-19	732.00	09/14/2021	36.77	36.83	0.06	695.21
HCW-19	732.00	09/16/2021	36.72	36.77	0.05	695.26
HCW-19	732.00	09/23/2021	36.72	37.52	0.80	695.06
HCW-19	732.00	10/12/2021	ARP	ARP	ARP	ARP
HCW-19	732.00	10/27/2021	37.57	38.73	1.16	694.12
HCW-19	732.00	11/30/2021	38.42	39.20	0.78	693.37
HCW-19	732.00	12/06/2021	ARP	ARP	ARP	ARP
HCW-19	732.00	12/13/2021	ARP	ARP	ARP	ARP
HCW-19	732.00	12/20/2021	ARP	ARP	ARP	ARP
HCW-19	732.00	12/28/2021	39.05	39.97	0.92	692.70
HCW-19	732.00	01/04/2022	ARP	ARP	ARP	ARP
HCW-19	732.00	01/10/2022	ARP	ARP	ARP	ARP
HCW-19	732.00	01/27/2022	39.36	40.38	1.02	692.37
HCW-20						
HCW-20	731.69	01/25/2021	ND	34.34	0.00	697.35
HCW-20	731.69	02/01/2021	ND	34.33	0.00	697.36
HCW-20	731.69	02/08/2021	ND	34.82	0.00	696.87
HCW-20	731.69	02/16/2021	ND	34.59	0.00	697.10
HCW-20	731.69	02/22/2021	ND	34.44	0.00	697.25
HCW-20	731.69	03/04/2021	ND	34.09	0.00	697.60
HCW-20	731.69	03/08/2021	ND	34.37	0.00	697.32
HCW-20	731.69	03/15/2021	ND	34.35	0.00	697.34
HCW-20	731.69	03/22/2021	ND	34.46	0.00	697.23

Table 4
Summary of Recovery Well Gauging Data

Colonial Pipeline Company
2020-L1-SR2448
Huntersville, North Carolina

Well ID	Top Of Casing Elevation[1]	Date	Depth to Free Product (ft btoc)	Depth to Groundwater (ft btoc)	Free Product Thickness (ft)	Groundwater Elevation[2] (ft btoc)
HCW-20	731.69	04/01/2021	ND	34.37	0.00	697.32
HCW-20	731.69	04/12/2021	ND	33.98	0.00	697.71
HCW-20	731.69	04/19/2021	ND	34.09	0.00	697.60
HCW-20	731.69	04/29/2021	ND	34.26	0.00	697.43
HCW-20	731.69	05/03/2021	ND	34.30	0.00	697.39
HCW-20	731.69	05/10/2021	ND	34.61	0.00	697.08
HCW-20	731.69	05/18/2021	ND	34.97	0.00	696.72
HCW-20	731.69	05/26/2021	ND	35.02	0.00	696.67
HCW-20	731.69	05/31/2021	ND	35.33	0.00	696.36
HCW-20	731.69	06/07/2021	ND	35.54	0.00	696.15
HCW-20	731.69	06/14/2021	ND	35.68	0.00	696.01
HCW-20	731.69	06/21/2021	ND	35.87	0.00	695.82
HCW-20	731.69	07/01/2021	ND	35.93	0.00	695.76
HCW-20	731.69	07/06/2021	ND	36.32	0.00	695.37
HCW-20	731.69	07/14/2021	ND	36.36	0.00	695.33
HCW-20	731.69	07/28/2021	ND	36.62	0.00	695.07
HCW-20	731.69	08/02/2021	ND	36.97	0.00	694.72
HCW-20	731.69	08/16/2021	ND	37.13	0.00	694.56
HCW-20	731.69	08/26/2021	ND	37.16	0.00	694.53
HCW-20	731.69	08/30/2021	ND	37.41	0.00	694.28
HCW-20	731.69	09/14/2021	ND	37.82	0.00	693.87
HCW-20	731.69	09/23/2021	ND	37.86	0.00	693.83
HCW-20	731.69	10/06/2021	ND	38.49	0.00	693.20
HCW-20	731.69	10/12/2021	ND	38.52	0.00	693.17
HCW-20	731.69	10/18/2021	ND	38.69	0.00	693.00
HCW-20	731.69	10/27/2021	ND	38.70	0.00	692.99
HCW-20	731.69	11/01/2021	ND	38.98	0.00	692.71
HCW-20	731.69	11/15/2021	ND	39.43	0.00	692.26
HCW-20	731.69	11/22/2021	ND	39.56	0.00	692.13
HCW-20	731.69	11/30/2021	ND	39.51	0.00	692.18
HCW-20	731.69	12/06/2021	ND	39.72	0.00	691.97
HCW-20	731.69	12/13/2021	ND	40.09	0.00	691.60
HCW-20	731.69	12/20/2021	ND	40.22	0.00	691.47
HCW-20	731.69	12/28/2021	ND	40.00	0.00	691.69
HCW-20	731.69	01/04/2022	ND	40.51	0.00	691.18
HCW-20	731.69	01/10/2022	ND	40.20	0.00	691.49
HCW-20	731.69	01/27/2022	ND	40.06	0.00	691.63
HCW-20	731.69	01/31/2022	ND	40.19	0.00	691.50
HCW-20	731.69	02/09/2022	ND	40.42	0.00	691.27
HCW-20	731.69	02/14/2022	ND	40.67	0.00	691.02
HCW-21						
HCW-21	730.02	01/19/2021	34.72	35.26	0.54	695.15
HCW-21	730.02	02/01/2021	ND	33.80	0.00	696.22
HCW-21	730.02	02/22/2021	ARP	ARP	ARP	ARP
HCW-21	730.02	03/04/2021	33.42	40.02	6.60	694.83

Table 4
Summary of Recovery Well Gauging Data

Colonial Pipeline Company
2020-L1-SR2448
Huntersville, North Carolina

Well ID	Top Of Casing Elevation[1]	Date	Depth to Free Product (ft btoc)	Depth to Groundwater (ft btoc)	Free Product Thickness (ft)	Groundwater Elevation[2] (ft btoc)
HCW-21	730.02	03/08/2021	ARP	ARP	ARP	ARP
HCW-21	730.02	03/15/2021	ARP	ARP	ARP	ARP
HCW-21	730.02	03/22/2021	ARP	ARP	ARP	ARP
HCW-21	730.02	04/01/2021	ND	33.62	0.00	696.40
HCW-21	730.02	04/12/2021	ARP	ARP	ARP	ARP
HCW-21	730.02	04/19/2021	ARP	ARP	ARP	ARP
HCW-21	730.02	04/29/2021	33.35	38.40	5.05	695.32
HCW-21	730.02	05/03/2021	ARP	ARP	ARP	ARP
HCW-21	730.02	05/10/2021	ARP	ARP	ARP	ARP
HCW-21	730.02	05/26/2021	33.31	39.63	6.32	695.02
HCW-21	730.02	06/09/2021	33.46	39.52	6.06	694.93
HCW-21	730.02	07/01/2021	34.39	38.70	4.31	694.47
HCW-21	730.02	07/14/2021	34.59	38.84	4.25	694.29
HCW-21	730.02	07/28/2021	34.88	40.27	5.39	693.69
HCW-21	730.02	08/26/2021	35.40	41.02	5.62	693.11
HCW-21	730.02	09/16/2021	36.06	41.23	5.17	692.57
HCW-21	730.02	09/23/2021	36.22	41.00	4.78	692.52
HCW-21	730.02	10/12/2021	ARP	ARP	ARP	ARP
HCW-21	730.02	10/27/2021	37.33	41.08	3.75	691.68
HCW-21	730.02	11/30/2021	37.78	41.31	3.53	691.29
HCW-21	730.02	12/06/2021	ARP	ARP	ARP	ARP
HCW-21	730.02	12/13/2021	ARP	ARP	ARP	ARP
HCW-21	730.02	12/20/2021	ARP	ARP	ARP	ARP
HCW-21	730.02	12/28/2021	38.38	41.35	2.97	690.84
HCW-21	730.02	01/04/2022	ARP	ARP	ARP	ARP
HCW-21	730.02	01/10/2022	ARP	ARP	ARP	ARP
HCW-21	730.02	01/27/2022	36.87	38.64	1.77	692.67
HCW-22						
HCW-22	731.67	01/19/2021	ND	36.66	0.00	695.01
HCW-22	731.67	01/25/2021	ND	36.78	0.00	694.89
HCW-22	731.67	02/01/2021	ND	36.78	0.00	694.89
HCW-22	731.67	02/08/2021	ND	37.08	0.00	694.59
HCW-22	731.67	02/16/2021	ND	37.25	0.00	694.42
HCW-22	731.67	02/22/2021	ND	37.28	0.00	694.39
HCW-22	731.67	03/04/2021	ND	37.01	0.00	694.66
HCW-22	731.67	03/08/2021	ND	37.48	0.00	694.19
HCW-22	731.67	03/15/2021	ND	37.66	0.00	694.01
HCW-22	731.67	03/22/2021	ND	37.51	0.00	694.16
HCW-22	731.67	04/01/2021	ND	37.28	0.00	694.39
HCW-22	731.67	04/12/2021	ND	36.75	0.00	694.92
HCW-22	731.67	04/19/2021	ND	36.83	0.00	694.84
HCW-22	731.67	04/29/2021	ND	36.71	0.00	694.96
HCW-22	731.67	05/03/2021	ND	37.13	0.00	694.54
HCW-22	731.67	05/10/2021	ND	37.14	0.00	694.53
HCW-22	731.67	05/18/2021	ND	37.01	0.00	694.66

Table 4
Summary of Recovery Well Gauging Data

Colonial Pipeline Company
2020-L1-SR2448
Huntersville, North Carolina

Well ID	Top Of Casing Elevation[1]	Date	Depth to Free Product (ft btoc)	Depth to Groundwater (ft btoc)	Free Product Thickness (ft)	Groundwater Elevation[2] (ft btoc)
HCW-22	731.67	05/26/2021	ND	36.86	0.00	694.81
HCW-22	731.67	05/31/2021	ND	37.02	0.00	694.65
HCW-22	731.67	06/07/2021	ND	36.98	0.00	694.69
HCW-22	731.67	06/14/2021	ND	37.03	0.00	694.64
HCW-22	731.67	06/21/2021	ND	37.02	0.00	694.65
HCW-22	731.67	07/01/2021	ND	37.38	0.00	694.29
HCW-22	731.67	07/06/2021	ND	37.71	0.00	693.96
HCW-22	731.67	07/14/2021	ND	37.62	0.00	694.05
HCW-22	731.67	07/28/2021	ND	38.12	0.00	693.55
HCW-22	731.67	08/02/2021	ND	38.78	0.00	692.89
HCW-22	731.67	08/16/2021	ND	38.93	0.00	692.74
HCW-22	731.67	08/26/2021	ND	38.67	0.00	693.00
HCW-22	731.67	08/30/2021	ND	39.39	0.00	692.28
HCW-22	731.67	09/14/2021	ND	39.67	0.00	692.00
HCW-22	731.67	09/23/2021	ND	39.28	0.00	692.39
HCW-22	731.67	10/06/2021	ND	40.15	0.00	691.52
HCW-22	731.67	10/12/2021	ND	40.23	0.00	691.44
HCW-22	731.67	10/18/2021	ND	40.39	0.00	691.28
HCW-22	731.67	10/27/2021	ND	40.05	0.00	691.62
HCW-22	731.67	11/01/2021	ND	40.36	0.00	691.31
HCW-22	731.67	11/15/2021	ND	40.71	0.00	690.96
HCW-22	731.67	11/22/2021	ND	40.78	0.00	690.89
HCW-22	731.67	11/30/2021	ND	40.61	0.00	691.06
HCW-22	731.67	12/06/2021	ND	40.84	0.00	690.83
HCW-22	731.67	12/13/2021	ND	41.20	0.00	690.47
HCW-22	731.67	12/20/2021	ND	41.29	0.00	690.38
HCW-22	731.67	12/28/2021	ND	40.89	0.00	690.78
HCW-22	731.67	01/04/2022	ND	41.51	0.00	690.16
HCW-22	731.67	01/10/2022	ND	41.50	0.00	690.17
HCW-22	731.67	01/27/2022	ND	41.30	0.00	690.37
HCW-22	731.67	01/31/2022	ND	41.42	0.00	690.25
HCW-22	731.67	02/09/2022	ND	41.45	0.00	690.22
HCW-22	731.67	02/14/2022	ND	41.72	0.00	689.95
HCW-23						
HCW-23	740.60	02/08/2021	ND	50.86	0.00	689.74
HCW-23	740.60	02/16/2021	ND	50.62	0.00	689.98
HCW-23	740.60	02/22/2021	ND	50.66	0.00	689.94
HCW-23	740.60	03/04/2021	ND	50.63	0.00	689.97
HCW-23	740.60	03/08/2021	ND	50.70	0.00	689.90
HCW-23	740.60	03/15/2021	ND	50.72	0.00	689.88
HCW-23	740.60	03/22/2021	ND	50.66	0.00	689.94
HCW-23	740.60	04/01/2021	ND	50.65	0.00	689.95
HCW-23	740.60	04/12/2021	ND	50.71	0.00	689.89
HCW-23	740.60	04/19/2021	ND	50.75	0.00	689.85
HCW-23	740.60	04/29/2021	ND	50.57	0.00	690.03

Table 4
Summary of Recovery Well Gauging Data

Colonial Pipeline Company
2020-L1-SR2448
Huntersville, North Carolina

Well ID	Top Of Casing Elevation[1]	Date	Depth to Free Product (ft btoc)	Depth to Groundwater (ft btoc)	Free Product Thickness (ft)	Groundwater Elevation[2] (ft btoc)
HCW-23	740.60	05/03/2021	ND	50.62	0.00	689.98
HCW-23	740.60	05/10/2021	ND	50.76	0.00	689.84
HCW-23	740.60	05/18/2021	ND	50.67	0.00	689.93
HCW-23	740.60	05/26/2021	ND	50.51	0.00	690.09
HCW-23	740.60	05/31/2021	ND	50.59	0.00	690.01
HCW-23	740.60	06/07/2021	ND	50.65	0.00	689.95
HCW-23	740.60	06/14/2021	ND	49.02	0.00	691.58
HCW-23	740.60	06/21/2021	ND	49.14	0.00	691.46
HCW-23	740.60	07/01/2021	ND	50.65	0.00	689.95
HCW-23	740.60	07/06/2021	ND	50.79	0.00	689.81
HCW-23	740.60	07/14/2021	ND	50.84	0.00	689.76
HCW-23	740.60	07/28/2021	ND	51.00	0.00	689.60
HCW-23	740.60	08/02/2021	ND	51.30	0.00	689.30
HCW-23	740.60	08/16/2021	ND	51.40	0.00	689.20
HCW-23	740.60	08/26/2021	ND	51.53	0.00	689.07
HCW-23	740.60	08/30/2021	ND	51.87	0.00	688.73
HCW-23	740.60	09/14/2021	ND	52.18	0.00	688.42
HCW-23	740.60	09/23/2021	ND	52.21	0.00	688.39
HCW-23	740.60	10/06/2021	ND	52.71	0.00	687.89
HCW-23	740.60	10/12/2021	ND	52.74	0.00	687.86
HCW-23	740.60	10/18/2021	ND	52.90	0.00	687.70
HCW-23	740.60	10/27/2021	ND	52.92	0.00	687.68
HCW-23	740.60	11/01/2021	ND	53.13	0.00	687.47
HCW-23	740.60	11/15/2021	ND	53.54	0.00	687.06
HCW-23	740.60	11/22/2021	ND	53.70	0.00	686.90
HCW-23	740.60	11/30/2021	ND	53.81	0.00	686.79
HCW-23	740.60	12/06/2021	ND	53.87	0.00	686.73
HCW-23	740.60	12/13/2021	ND	54.20	0.00	686.40
HCW-23	740.60	12/20/2021	ND	54.36	0.00	686.24
HCW-23	740.60	12/28/2021	ND	54.33	0.00	686.27
HCW-23	740.60	01/04/2022	ND	54.82	0.00	685.78
HCW-23	740.60	01/10/2022	ND	54.69	0.00	685.91
HCW-23	740.60	01/27/2022	ND	54.87	0.00	685.73
HCW-23	740.60	01/31/2022	ND	55.05	0.00	685.55
HCW-23	740.60	02/09/2022	ND	55.44	0.00	685.16
HCW-23	740.60	02/14/2022	ND	55.61	0.00	684.99
HCW-24						
HCW-24	741.73	02/08/2021	ND	49.37	0.00	692.36
HCW-24	741.73	02/16/2021	ND	49.15	0.00	692.58
HCW-24	741.73	02/22/2021	ND	49.13	0.00	692.60
HCW-24	741.73	03/04/2021	ND	49.15	0.00	692.58
HCW-24	741.73	03/08/2021	ND	49.21	0.00	692.52
HCW-24	741.73	03/15/2021	ND	49.23	0.00	692.50
HCW-24	741.73	03/22/2021	ND	49.16	0.00	692.57
HCW-24	741.73	04/01/2021	ND	49.18	0.00	692.55

Table 4
Summary of Recovery Well Gauging Data

Colonial Pipeline Company
2020-L1-SR2448
Huntersville, North Carolina

Well ID	Top Of Casing Elevation[1]	Date	Depth to Free Product (ft btoc)	Depth to Groundwater (ft btoc)	Free Product Thickness (ft)	Groundwater Elevation[2] (ft btoc)
HCW-24	741.73	04/12/2021	ND	49.18	0.00	692.55
HCW-24	741.73	04/19/2021	ND	49.21	0.00	692.52
HCW-24	741.73	04/29/2021	ND	49.11	0.00	692.62
HCW-24	741.73	05/03/2021	ND	49.09	0.00	692.64
HCW-24	741.73	05/10/2021	ND	49.15	0.00	692.58
HCW-24	741.73	05/18/2021	ND	49.14	0.00	692.59
HCW-24	741.73	05/26/2021	ND	49.61	0.00	692.12
HCW-24	741.73	05/31/2021	ND	49.06	0.00	692.67
HCW-24	741.73	06/07/2021	ND	49.07	0.00	692.66
HCW-24	741.73	06/14/2021	ND	49.02	0.00	692.71
HCW-24	741.73	06/21/2021	ND	50.68	0.00	691.05
HCW-24	741.73	07/01/2021	ND	50.93	0.00	690.80
HCW-24	741.73	07/06/2021	ND	49.28	0.00	692.45
HCW-24	741.73	07/14/2021	ND	49.33	0.00	692.40
HCW-24	741.73	07/28/2021	ND	49.49	0.00	692.24
HCW-24	741.73	08/02/2021	ND	49.75	0.00	691.98
HCW-24	741.73	08/16/2021	ND	49.84	0.00	691.89
HCW-24	741.73	08/26/2021	ND	50.02	0.00	691.71
HCW-24	741.73	08/30/2021	ND	50.29	0.00	691.44
HCW-24	741.73	09/14/2021	ND	50.61	0.00	691.12
HCW-24	741.73	09/23/2021	ND	50.70	0.00	691.03
HCW-24	741.73	10/06/2021	ND	51.13	0.00	690.60
HCW-24	741.73	10/12/2021	ND	51.26	0.00	690.47
HCW-24	741.73	10/18/2021	ND	51.34	0.00	690.39
HCW-24	741.73	10/27/2021	ND	51.37	0.00	690.36
HCW-24	741.73	11/01/2021	ND	51.57	0.00	690.16
HCW-24	741.73	11/15/2021	ND	51.98	0.00	689.75
HCW-24	741.73	11/22/2021	ND	52.10	0.00	689.63
HCW-24	741.73	11/30/2021	ND	52.21	0.00	689.52
HCW-24	741.73	12/06/2021	ND	52.30	0.00	689.43
HCW-24	741.73	12/13/2021	ND	52.63	0.00	689.10
HCW-24	741.73	12/20/2021	ND	52.79	0.00	688.94
HCW-24	741.73	12/28/2021	ND	52.82	0.00	688.91
HCW-24	741.73	01/04/2022	ND	53.20	0.00	688.53
HCW-24	741.73	01/10/2022	ND	53.15	0.00	688.58
HCW-24	741.73	01/27/2022	ND	53.35	0.00	688.38
HCW-24	741.73	01/31/2022	ND	53.48	0.00	688.25
HCW-24	741.73	02/09/2022	ND	53.82	0.00	687.91
HCW-24	741.73	02/14/2022	ND	54.02	0.00	687.71
HCW-25						
HCW-25	729.91	02/16/2021	32.79	33.94	1.15	696.81
HCW-25	729.91	02/22/2021	32.13	35.65	3.52	696.84
HCW-25	729.91	03/04/2021	35.15	37.47	2.32	694.14
HCW-25	729.91	03/08/2021	31.69	37.51	5.82	696.66
HCW-25	729.91	03/15/2021	31.69	37.42	5.73	696.68

Table 4
Summary of Recovery Well Gauging Data

Colonial Pipeline Company
2020-L1-SR2448
Huntersville, North Carolina

Well ID	Top Of Casing Elevation[1]	Date	Depth to Free Product (ft btoc)	Depth to Groundwater (ft btoc)	Free Product Thickness (ft)	Groundwater Elevation[2] (ft btoc)
HCW-25	729.91	03/22/2021	31.65	37.25	5.60	696.76
HCW-25	729.91	04/01/2021	31.62	37.18	5.56	696.80
HCW-25	729.91	04/12/2021	31.58	37.02	5.44	696.87
HCW-25	729.91	04/19/2021	31.53	36.91	5.38	696.94
HCW-25	729.91	04/29/2021	31.67	36.19	4.52	697.03
HCW-25	729.91	05/03/2021	31.74	36.06	4.32	697.01
HCW-25	729.91	05/10/2021	ARP	ARP	ARP	ARP
HCW-25	729.91	05/26/2021	33.23	35.83	2.60	695.98
HCW-25	730.41	06/09/2021	33.66	35.95	2.29	696.14
HCW-25	730.41	07/01/2021	34.22	36.37	2.15	695.62
HCW-25	730.41	07/14/2021	34.54	36.60	2.06	695.32
HCW-25	730.41	07/28/2021	34.76	36.87	2.11	695.09
HCW-25	730.41	08/26/2021	35.48	37.08	1.60	694.51
HCW-25	730.41	09/16/2021	36.13	37.04	0.91	694.04
HCW-25	730.41	09/23/2021	36.29	37.11	0.82	693.90
HCW-25	730.41	10/12/2021	ARP	ARP	ARP	ARP
HCW-25	730.41	10/27/2021	37.19	37.72	0.53	693.08
HCW-25	730.41	11/30/2021	37.84	38.35	0.51	692.44
HCW-25	730.41	12/06/2021	ARP	ARP	ARP	ARP
HCW-25	730.41	12/13/2021	ARP	ARP	ARP	ARP
HCW-25	730.41	12/20/2021	ARP	ARP	ARP	ARP
HCW-25	730.41	12/28/2021	38.22	39.37	1.15	691.89
HCW-25	730.41	01/04/2022	ARP	ARP	ARP	ARP
HCW-25	730.41	01/10/2022	ARP	ARP	ARP	ARP
HCW-25	730.41	01/27/2022	38.48	40.20	1.72	691.47
HCW-26						
HCW-26	730.52	02/16/2021	ND	34.17	0.00	696.35
HCW-26	730.52	02/22/2021	ND	34.21	0.00	696.31
HCW-26	730.52	03/04/2021	ND	34.13	0.00	696.39
HCW-26	730.52	03/08/2021	ND	34.30	0.00	696.22
HCW-26	730.52	03/15/2021	ND	34.35	0.00	696.17
HCW-26	730.52	04/01/2021	ND	34.30	0.00	696.22
HCW-26	730.52	04/12/2021	ND	34.04	0.00	696.48
HCW-26	730.52	04/19/2021	ND	34.01	0.00	696.51
HCW-26	730.52	04/29/2021	ND	33.98	0.00	696.54
HCW-26	730.52	05/03/2021	ND	33.96	0.00	696.56
HCW-26	730.52	05/10/2021	ND	34.24	0.00	696.28
HCW-26	730.52	05/18/2021	ND	34.46	0.00	696.06
HCW-26	730.52	05/26/2021	ND	34.42	0.00	696.10
HCW-26	730.52	05/31/2021	ND	34.63	0.00	695.89
HCW-26	730.52	06/07/2021	ND	34.76	0.00	695.76
HCW-26	730.52	06/14/2021	ND	34.86	0.00	695.66
HCW-26	730.52	06/21/2021	ND	35.02	0.00	695.50
HCW-26	730.52	07/01/2021	ND	35.11	0.00	695.41
HCW-26	730.52	07/06/2021	ND	35.43	0.00	695.09

Table 4
Summary of Recovery Well Gauging Data

Colonial Pipeline Company
2020-L1-SR2448
Huntersville, North Carolina

Well ID	Top Of Casing Elevation[1]	Date	Depth to Free Product (ft btoc)	Depth to Groundwater (ft btoc)	Free Product Thickness (ft)	Groundwater Elevation[2] (ft btoc)
HCW-26	730.52	07/14/2021	ND	35.44	0.00	695.08
HCW-26	730.52	07/28/2021	ND	35.69	0.00	694.83
HCW-26	730.52	08/02/2021	ND	35.98	0.00	694.54
HCW-26	730.52	08/16/2021	ND	36.12	0.00	694.40
HCW-26	730.52	08/26/2021	ND	36.22	0.00	694.30
HCW-26	730.52	08/30/2021	ND	36.38	0.00	694.14
HCW-26	730.52	09/14/2021	ND	36.69	0.00	693.83
HCW-26	730.52	09/23/2021	ND	36.79	0.00	693.73
HCW-26	730.52	10/06/2021	ND	37.21	0.00	693.31
HCW-26	730.52	10/12/2021	ND	37.33	0.00	693.19
HCW-26	730.52	10/18/2021	ND	37.42	0.00	693.10
HCW-26	730.52	10/27/2021	ND	37.60	0.00	692.92
HCW-26	730.52	11/01/2021	ND	37.75	0.00	692.77
HCW-26	730.52	11/15/2021	ND	38.07	0.00	692.45
HCW-26	730.52	11/22/2021	ND	38.13	0.00	692.39
HCW-26	730.52	11/30/2021	ND	38.28	0.00	692.24
HCW-26	730.52	12/06/2021	ND	38.31	0.00	692.21
HCW-26	730.52	12/13/2021	ND	38.08	0.00	692.44
HCW-26	730.52	12/20/2021	ND	38.80	0.00	691.72
HCW-26	730.52	12/28/2021	ND	38.74	0.00	691.78
HCW-26	730.52	01/04/2022	ND	39.11	0.00	691.41
HCW-26	730.52	01/10/2022	ND	39.09	0.00	691.43
HCW-26	730.52	01/27/2022	ND	39.08	0.00	691.44
HCW-26	730.52	01/31/2022	ND	39.17	0.00	691.35
HCW-26	730.52	02/09/2022	ND	39.34	0.00	691.18
HCW-26	730.52	02/14/2022	ND	39.50	0.00	691.02
HCW-27						
HCW-27	729.91	02/16/2021	ND	33.94	0.00	695.97
HCW-27	729.91	02/22/2021	ND	34.10	0.00	695.81
HCW-27	729.91	03/04/2021	ND	34.14	0.00	695.77
HCW-27	729.91	03/08/2021	ND	34.28	0.00	695.63
HCW-27	729.91	03/15/2021	ND	34.38	0.00	695.53
HCW-27	729.91	03/22/2021	ND	34.31	0.00	695.60
HCW-27	729.91	04/01/2021	ND	34.31	0.00	695.60
HCW-27	729.91	04/12/2021	ND	34.15	0.00	695.76
HCW-27	729.91	04/19/2021	ND	34.13	0.00	695.78
HCW-27	729.91	04/29/2021	ND	34.04	0.00	695.87
HCW-27	729.91	05/03/2021	ND	34.11	0.00	695.80
HCW-27	729.91	05/10/2021	ND	35.25	0.00	694.66
HCW-27	729.91	05/18/2021	ND	34.35	0.00	695.56
HCW-27	729.91	05/26/2021	ND	34.30	0.00	695.61
HCW-27	729.91	05/31/2021	ND	34.42	0.00	695.49
HCW-27	729.91	06/07/2021	ND	34.48	0.00	695.43
HCW-27	729.91	06/14/2021	ND	34.53	0.00	695.38
HCW-27	729.91	06/21/2021	ND	34.59	0.00	695.32

Table 4
Summary of Recovery Well Gauging Data

Colonial Pipeline Company
2020-L1-SR2448
Huntersville, North Carolina

Well ID	Top Of Casing Elevation[1]	Date	Depth to Free Product (ft btoc)	Depth to Groundwater (ft btoc)	Free Product Thickness (ft)	Groundwater Elevation[2] (ft btoc)
HCW-27	729.91	07/01/2021	ND	34.77	0.00	695.14
HCW-27	729.91	07/06/2021	ND	39.94	0.00	689.97
HCW-27	729.91	07/14/2021	ND	35.03	0.00	694.88
HCW-27	729.91	07/28/2021	ND	35.30	0.00	694.61
HCW-27	729.91	08/02/2021	ND	35.51	0.00	694.40
HCW-27	729.91	08/16/2021	ND	35.73	0.00	694.18
HCW-27	729.91	08/26/2021	ND	35.87	0.00	694.04
HCW-27	729.91	08/30/2021	ND	35.97	0.00	693.94
HCW-27	729.91	09/14/2021	ND	36.33	0.00	693.58
HCW-27	729.91	09/23/2021	ND	36.43	0.00	693.48
HCW-27	729.91	10/06/2021	ND	36.73	0.00	693.18
HCW-27	729.91	10/12/2021	ND	36.89	0.00	693.02
HCW-27	729.91	10/18/2021	Dry	Dry	Dry	Dry
HCW-27	729.91	10/27/2021	ND	37.15	0.00	692.76
HCW-27	729.91	11/01/2021	ND	37.18	0.00	692.73
HCW-27	729.91	11/15/2021	ND	37.42	0.00	692.49
HCW-27	729.91	11/22/2021	ND	37.50	0.00	692.41
HCW-27	729.91	11/30/2021	ND	37.56	0.00	692.35
HCW-27	729.91	12/06/2021	Dry	Dry	Dry	Dry
HCW-27	729.91	12/13/2021	ND	37.70	0.00	692.21
HCW-27	729.91	12/20/2021	Dry	Dry	Dry	Dry
HCW-27	729.91	12/28/2021	ND	37.83	0.00	692.08
HCW-27	729.91	01/04/2022	ND	37.88	0.00	692.03
HCW-27	729.91	01/10/2022	Dry	Dry	Dry	Dry
HCW-27	729.91	01/27/2022	Dry	Dry	Dry	Dry
HCW-27	729.91	01/31/2022	Dry	Dry	Dry	Dry
HCW-27	729.91	02/09/2022	Dry	Dry	Dry	Dry
HCW-27	729.91	02/14/2022	Dry	Dry	Dry	Dry
NHCW-01						
NHCW-01	718.93	02/16/2021	ND	29.89	0.00	689.04
NHCW-01	718.93	02/22/2021	ND	29.80	0.00	689.13
NHCW-01	718.93	03/04/2021	ND	29.95	0.00	688.98
NHCW-01	718.93	03/08/2021	ND	29.73	0.00	689.20
NHCW-01	718.93	03/15/2021	ND	29.74	0.00	689.19
NHCW-01	718.93	03/22/2021	ND	29.66	0.00	689.27
NHCW-01	718.93	04/01/2021	ND	29.38	0.00	689.55
NHCW-01	718.93	04/12/2021	ND	29.36	0.00	689.57
NHCW-01	718.93	04/19/2021	ND	29.38	0.00	689.55
NHCW-01	718.93	04/29/2021	ND	29.14	0.00	689.79
NHCW-01	718.93	05/03/2021	ND	29.25	0.00	689.68
NHCW-01	718.93	05/10/2021	ND	29.95	0.00	688.98
NHCW-01	718.93	05/18/2021	ND	29.19	0.00	689.74
NHCW-01	718.93	05/26/2021	ND	29.11	0.00	689.82
NHCW-01	718.93	05/31/2021	ND	29.40	0.00	689.53
NHCW-01	718.93	06/07/2021	ND	29.45	0.00	689.48

Table 4
Summary of Recovery Well Gauging Data

Colonial Pipeline Company
2020-L1-SR2448
Huntersville, North Carolina

Well ID	Top Of Casing Elevation[1]	Date	Depth to Free Product (ft btoc)	Depth to Groundwater (ft btoc)	Free Product Thickness (ft)	Groundwater Elevation[2] (ft btoc)
NHCW-01	718.93	06/14/2021	ND	29.49	0.00	689.44
NHCW-01	718.93	06/21/2021	ND	29.74	0.00	689.19
NHCW-01	718.93	07/01/2021	ND	29.67	0.00	689.26
NHCW-01	718.93	07/06/2021	ND	30.12	0.00	688.81
NHCW-01	718.93	07/14/2021	ND	30.05	0.00	688.88
NHCW-01	718.93	07/28/2021	ND	30.51	0.00	688.42
NHCW-01	718.93	08/02/2021	ND	31.01	0.00	687.92
NHCW-01	718.93	08/16/2021	ND	31.30	0.00	687.63
NHCW-01	718.93	08/26/2021	ND	31.30	0.00	687.63
NHCW-01	718.93	08/30/2021	ND	31.60	0.00	687.33
NHCW-01	718.93	09/14/2021	ND	32.38	0.00	686.55
NHCW-01	718.93	09/23/2021	ND	32.22	0.00	686.71
NHCW-01	718.93	10/06/2021	ND	32.80	0.00	686.13
NHCW-01	718.93	10/12/2021	ND	32.90	0.00	686.03
NHCW-01	718.93	10/18/2021	ND	33.09	0.00	685.84
NHCW-01	718.93	10/27/2021	ND	33.01	0.00	685.92
NHCW-01	718.93	11/01/2021	ND	33.17	0.00	685.76
NHCW-01	718.93	11/15/2021	ND	33.50	0.00	685.43
NHCW-01	718.93	11/22/2021	ND	33.65	0.00	685.28
NHCW-01	718.93	11/30/2021	ND	33.82	0.00	685.11
NHCW-01	718.93	12/06/2021	ND	33.97	0.00	684.96
NHCW-01	718.93	12/13/2021	ND	34.21	0.00	684.72
NHCW-01	718.93	12/20/2021	ND	34.58	0.00	684.35
NHCW-01	718.93	12/28/2021	ND	34.51	0.00	684.42
NHCW-01	718.93	01/04/2022	ND	35.01	0.00	683.92
NHCW-01	718.93	01/10/2022	ND	35.19	0.00	683.74
NHCW-01	718.93	01/27/2022	ND	35.42	0.00	683.51
NHCW-01	718.93	01/31/2022	ND	35.58	0.00	683.35
NHCW-01	718.93	02/09/2022	ND	35.94	0.00	682.99
NHCW-01	718.93	02/14/2022	ND	36.25	0.00	682.68
NHCW-02						
NHCW-02	719.11	02/16/2021	ND	30.05	0.00	689.06
NHCW-02	719.11	02/22/2021	ND	29.94	0.00	689.17
NHCW-02	719.11	03/04/2021	ND	29.78	0.00	689.33
NHCW-02	719.11	03/08/2021	ND	29.92	0.00	689.19
NHCW-02	719.11	03/15/2021	ND	29.88	0.00	689.23
NHCW-02	719.11	03/22/2021	ND	29.79	0.00	689.32
NHCW-02	719.11	04/01/2021	ND	29.54	0.00	689.57
NHCW-02	719.11	04/12/2021	ND	29.46	0.00	689.65
NHCW-02	719.11	04/19/2021	ND	29.48	0.00	689.63
NHCW-02	719.11	04/29/2021	ND	29.30	0.00	689.81
NHCW-02	719.11	05/03/2021	ND	29.34	0.00	689.77
NHCW-02	719.11	05/10/2021	ND	29.41	0.00	689.70
NHCW-02	719.11	05/18/2021	ND	29.35	0.00	689.76
NHCW-02	719.11	05/26/2021	ND	29.28	0.00	689.83

Table 4
Summary of Recovery Well Gauging Data

Colonial Pipeline Company
2020-L1-SR2448
Huntersville, North Carolina

Well ID	Top Of Casing Elevation[1]	Date	Depth to Free Product (ft btoc)	Depth to Groundwater (ft btoc)	Free Product Thickness (ft)	Groundwater Elevation[2] (ft btoc)
NHCW-02	719.11	05/31/2021	ND	29.55	0.00	689.56
NHCW-02	719.11	06/07/2021	ND	29.61	0.00	689.50
NHCW-02	719.11	06/14/2021	ND	29.68	0.00	689.43
NHCW-02	719.11	06/21/2021	ND	29.91	0.00	689.20
NHCW-02	719.11	07/01/2021	ND	29.89	0.00	689.22
NHCW-02	719.11	07/06/2021	ND	30.29	0.00	688.82
NHCW-02	719.11	07/14/2021	ND	30.27	0.00	688.84
NHCW-02	719.11	07/28/2021	ND	30.74	0.00	688.37
NHCW-02	719.11	08/02/2021	ND	31.20	0.00	687.91
NHCW-02	719.11	08/16/2021	ND	31.50	0.00	687.61
NHCW-02	719.11	08/26/2021	ND	31.56	0.00	687.55
NHCW-02	719.11	08/30/2021	ND	31.82	0.00	687.29
NHCW-02	719.11	09/14/2021	ND	32.52	0.00	686.59
NHCW-02	719.11	09/23/2021	ND	32.49	0.00	686.62
NHCW-02	719.11	10/06/2021	ND	33.04	0.00	686.07
NHCW-02	719.11	10/12/2021	ND	33.17	0.00	685.94
NHCW-02	719.11	10/18/2021	ND	33.35	0.00	685.76
NHCW-02	719.11	10/27/2021	ND	33.33	0.00	685.78
NHCW-02	719.11	11/01/2021	ND	33.48	0.00	685.63
NHCW-02	719.11	11/15/2021	ND	33.83	0.00	685.28
NHCW-02	719.11	11/22/2021	ND	33.95	0.00	685.16
NHCW-02	719.11	11/30/2021	ND	34.16	0.00	684.95
NHCW-02	719.11	12/06/2021	ND	34.30	0.00	684.81
NHCW-02	719.11	12/13/2021	ND	34.57	0.00	684.54
NHCW-02	719.11	12/20/2021	ND	34.88	0.00	684.23
NHCW-02	719.11	12/28/2021	ND	34.83	0.00	684.28
NHCW-02	719.11	01/04/2022	ND	35.33	0.00	683.78
NHCW-02	719.11	01/10/2022	ND	35.56	0.00	683.55
NHCW-02	719.11	01/27/2022	ND	35.78	0.00	683.33
NHCW-02	719.11	01/31/2022	ND	35.94	0.00	683.17
NHCW-02	719.11	02/09/2022	ND	36.29	0.00	682.82
NHCW-02	719.11	02/14/2022	ND	36.68	0.00	682.43
NHCW-03						
NHCW-03	717.56	02/16/2021	ND	28.57	0.00	688.99
NHCW-03	717.56	02/22/2021	ND	28.47	0.00	689.09
NHCW-03	717.56	03/04/2021	ND	28.31	0.00	689.25
NHCW-03	717.56	03/08/2021	ND	28.41	0.00	689.15
NHCW-03	717.56	03/15/2021	ND	28.32	0.00	689.24
NHCW-03	717.56	03/22/2021	ND	28.25	0.00	689.31
NHCW-03	717.56	04/01/2021	ND	28.06	0.00	689.50
NHCW-03	717.56	04/12/2021	ND	27.87	0.00	689.69
NHCW-03	717.56	04/19/2021	ND	27.87	0.00	689.69
NHCW-03	717.56	04/29/2021	ND	27.80	0.00	689.76
NHCW-03	717.56	05/03/2021	ND	27.81	0.00	689.75
NHCW-03	717.56	05/10/2021	ND	28.91	0.00	688.65

Table 4
Summary of Recovery Well Gauging Data

Colonial Pipeline Company
2020-L1-SR2448
Huntersville, North Carolina

Well ID	Top Of Casing Elevation[1]	Date	Depth to Free Product (ft btoc)	Depth to Groundwater (ft btoc)	Free Product Thickness (ft)	Groundwater Elevation[2] (ft btoc)
NHCW-03	717.56	05/18/2021	ND	27.91	0.00	689.65
NHCW-03	717.56	05/26/2021	ND	27.89	0.00	689.67
NHCW-03	717.56	05/31/2021	ND	28.07	0.00	689.49
NHCW-03	717.56	06/07/2021	ND	28.17	0.00	689.39
NHCW-03	717.56	06/14/2021	ND	28.24	0.00	689.32
NHCW-03	717.56	06/21/2021	ND	28.45	0.00	689.11
NHCW-03	717.56	07/01/2021	ND	28.84	0.00	688.72
NHCW-03	717.56	07/06/2021	ND	28.81	0.00	688.75
NHCW-03	717.56	07/14/2021	ND	28.91	0.00	688.65
NHCW-03	717.56	07/28/2021	ND	29.40	0.00	688.16
NHCW-03	717.56	08/02/2021	ND	29.82	0.00	687.74
NHCW-03	717.56	08/16/2021	ND	30.14	0.00	687.42
NHCW-03	717.56	08/26/2021	ND	30.33	0.00	687.23
NHCW-03	717.56	08/30/2021	ND	30.51	0.00	687.05
NHCW-03	717.56	09/14/2021	ND	31.13	0.00	686.43
NHCW-03	717.56	09/23/2021	ND	31.31	0.00	686.25
NHCW-03	717.56	10/06/2021	ND	31.88	0.00	685.68
NHCW-03	717.56	10/12/2021	ND	32.02	0.00	685.54
NHCW-03	717.56	10/18/2021	ND	32.21	0.00	685.35
NHCW-03	717.56	10/27/2021	ND	32.24	0.00	685.32
NHCW-03	717.56	11/01/2021	ND	32.39	0.00	685.17
NHCW-03	717.56	11/15/2021	ND	32.82	0.00	684.74
NHCW-03	717.56	11/22/2021	ND	32.93	0.00	684.63
NHCW-03	717.56	11/30/2021	ND	33.19	0.00	684.37
NHCW-03	717.56	12/06/2021	ND	33.32	0.00	684.24
NHCW-03	717.56	12/13/2021	ND	33.61	0.00	683.95
NHCW-03	717.56	12/20/2021	ND	33.89	0.00	683.67
NHCW-03	717.56	12/28/2021	ND	33.94	0.00	683.62
NHCW-03	717.56	01/04/2022	ND	34.38	0.00	683.18
NHCW-03	717.56	01/10/2022	ND	34.74	0.00	682.82
NHCW-03	717.56	01/27/2022	ND	34.92	0.00	682.64
NHCW-03	717.56	01/31/2022	ND	35.11	0.00	682.45
NHCW-03	717.56	02/09/2022	ND	35.50	0.00	682.06
NHCW-03	717.56	02/14/2022	ND	35.87	0.00	681.69
NHCW-04						
NHCW-04	716.18	02/16/2021	ND	22.23	0.00	693.95
NHCW-04	716.18	02/22/2021	ND	27.11	0.00	689.07
NHCW-04	716.18	03/04/2021	ND	26.95	0.00	689.23
NHCW-04	716.18	03/08/2021	ND	27.02	0.00	689.16
NHCW-04	716.18	03/15/2021	ND	26.95	0.00	689.23
NHCW-04	716.18	03/22/2021	ND	26.90	0.00	689.28
NHCW-04	716.18	04/01/2021	ND	26.70	0.00	689.48
NHCW-04	716.18	04/12/2021	ND	26.47	0.00	689.71
NHCW-04	716.18	04/19/2021	ND	26.48	0.00	689.70
NHCW-04	716.18	04/29/2021	ND	26.44	0.00	689.74

Table 4
Summary of Recovery Well Gauging Data

Colonial Pipeline Company
2020-L1-SR2448
Huntersville, North Carolina

Well ID	Top Of Casing Elevation[1]	Date	Depth to Free Product (ft btoc)	Depth to Groundwater (ft btoc)	Free Product Thickness (ft)	Groundwater Elevation[2] (ft btoc)
NHCW-04	716.18	05/03/2021	ND	26.40	0.00	689.78
NHCW-04	716.18	05/10/2021	ND	27.53	0.00	688.65
NHCW-04	716.18	05/18/2021	ND	26.57	0.00	689.61
NHCW-04	716.18	05/26/2021	ND	26.57	0.00	689.61
NHCW-04	716.18	05/31/2021	ND	26.76	0.00	689.42
NHCW-04	716.18	06/07/2021	ND	26.85	0.00	689.33
NHCW-04	716.18	06/14/2021	ND	26.92	0.00	689.26
NHCW-04	716.18	06/21/2021	ND	27.14	0.00	689.04
NHCW-04	716.18	07/01/2021	ND	27.25	0.00	688.93
NHCW-04	716.18	07/06/2021	ND	27.49	0.00	688.69
NHCW-04	716.18	07/14/2021	ND	27.60	0.00	688.58
NHCW-04	716.18	07/28/2021	ND	28.14	0.00	688.04
NHCW-04	716.18	08/02/2021	ND	28.56	0.00	687.62
NHCW-04	716.18	08/16/2021	ND	28.91	0.00	687.27
NHCW-04	716.18	08/26/2021	ND	28.10	0.00	688.08
NHCW-04	716.18	08/30/2021	ND	29.28	0.00	686.90
NHCW-04	716.18	09/14/2021	ND	29.91	0.00	686.27
NHCW-04	716.18	09/23/2021	ND	30.11	0.00	686.07
NHCW-04	716.18	10/06/2021	ND	30.73	0.00	685.45
NHCW-04	716.18	10/12/2021	ND	30.88	0.00	685.30
NHCW-04	716.18	10/18/2021	ND	31.10	0.00	685.08
NHCW-04	716.18	10/27/2021	ND	31.12	0.00	685.06
NHCW-04	716.18	11/01/2021	ND	31.24	0.00	684.94
NHCW-04	716.18	11/15/2021	ND	31.71	0.00	684.47
NHCW-04	716.18	11/22/2021	ND	31.90	0.00	684.28
NHCW-04	716.18	11/30/2021	ND	32.09	0.00	684.09
NHCW-04	716.18	12/06/2021	ND	32.31	0.00	683.87
NHCW-04	716.18	12/13/2021	ND	33.62	0.00	682.56
NHCW-04	716.18	12/20/2021	ND	32.91	0.00	683.27
NHCW-04	716.18	12/28/2021	ND	32.84	0.00	683.34
NHCW-04	716.18	01/04/2022	ND	33.38	0.00	682.80
NHCW-04	716.18	01/10/2022	ND	33.80	0.00	682.38
NHCW-04	716.18	01/27/2022	ND	33.89	0.00	682.29
NHCW-04	716.18	01/31/2022	ND	34.18	0.00	682.00
NHCW-04	716.18	02/09/2022	ND	34.54	0.00	681.64
NHCW-04	716.18	02/14/2022	ND	34.91	0.00	681.27
NHCW-05						
NHCW-05	715.34	02/16/2021	ND	26.51	0.00	688.83
NHCW-05	715.34	02/22/2021	ND	26.37	0.00	688.97
NHCW-05	715.34	03/04/2021	ND	26.20	0.00	689.14
NHCW-05	715.34	03/08/2021	ND	26.28	0.00	689.06
NHCW-05	715.34	03/15/2021	ND	26.20	0.00	689.14
NHCW-05	715.34	03/22/2021	ND	26.14	0.00	689.20
NHCW-05	715.34	04/01/2021	ND	25.94	0.00	689.40
NHCW-05	715.34	04/12/2021	ND	25.68	0.00	689.66

Table 4
Summary of Recovery Well Gauging Data

Colonial Pipeline Company
2020-L1-SR2448
Huntersville, North Carolina

Well ID	Top Of Casing Elevation[1]	Date	Depth to Free Product (ft btoc)	Depth to Groundwater (ft btoc)	Free Product Thickness (ft)	Groundwater Elevation[2] (ft btoc)
NHCW-05	715.34	04/19/2021	ND	25.70	0.00	689.64
NHCW-05	715.34	04/29/2021	ND	25.69	0.00	689.65
NHCW-05	715.34	05/03/2021	ND	25.71	0.00	689.63
NHCW-05	715.34	05/10/2021	ND	25.80	0.00	689.54
NHCW-05	715.34	05/18/2021	ND	25.90	0.00	689.44
NHCW-05	715.34	05/26/2021	ND	25.90	0.00	689.44
NHCW-05	715.34	05/31/2021	ND	26.10	0.00	689.24
NHCW-05	715.34	06/07/2021	ND	26.21	0.00	689.13
NHCW-05	715.34	06/14/2021	ND	26.28	0.00	689.06
NHCW-05	715.34	06/21/2021	ND	26.52	0.00	688.82
NHCW-05	715.34	07/01/2021	ND	26.63	0.00	688.71
NHCW-05	715.34	07/06/2021	ND	26.88	0.00	688.46
NHCW-05	715.34	07/14/2021	ND	26.98	0.00	688.36
NHCW-05	715.34	07/28/2021	ND	27.50	0.00	687.84
NHCW-05	715.34	08/02/2021	ND	28.08	0.00	687.26
NHCW-05	715.34	08/16/2021	ND	28.40	0.00	686.94
NHCW-05	715.34	08/26/2021	ND	26.57	0.00	688.77
NHCW-05	715.34	08/30/2021	ND	28.83	0.00	686.51
NHCW-05	715.34	09/14/2021	29.05	30.45	1.40	685.92
NHCW-05	715.34	09/16/2021	28.91	30.58	1.67	685.99
NHCW-05	715.34	09/23/2021	28.94	32.83	3.89	685.36
NHCW-05	715.34	10/12/2021	ARP	ARP	ARP	ARP
NHCW-05	715.34	10/27/2021	30.88	31.76	0.88	684.23
NHCW-05	715.86	11/30/2021	31.78	32.90	1.12	683.78
NHCW-05	715.86	12/06/2021	ARP	ARP	ARP	ARP
NHCW-05	715.86	12/13/2021	ARP	ARP	ARP	ARP
NHCW-05	715.86	12/20/2021	ARP	ARP	ARP	ARP
NHCW-05	715.86	12/28/2021	32.66	33.61	0.95	682.95
NHCW-05	715.86	01/04/2022	ARP	ARP	ARP	ARP
NHCW-05	715.86	01/10/2022	ARP	ARP	ARP	ARP
NHCW-05	715.86	01/27/2022	33.90	34.58	0.68	681.78
NHCW-06						
NHCW-06	714.96	02/16/2021	ND	26.23	0.00	688.73
NHCW-06	714.96	02/22/2021	ND	26.07	0.00	688.89
NHCW-06	714.96	03/04/2021	ND	25.90	0.00	689.06
NHCW-06	714.96	03/08/2021	ND	26.96	0.00	688.00
NHCW-06	714.96	03/15/2021	ND	25.88	0.00	689.08
NHCW-06	714.96	03/22/2021	ND	25.82	0.00	689.14
NHCW-06	714.96	04/01/2021	ND	25.59	0.00	689.37
NHCW-06	714.96	04/12/2021	ND	25.32	0.00	689.64
NHCW-06	714.96	04/19/2021	ND	25.37	0.00	689.59
NHCW-06	714.96	04/29/2021	ND	25.36	0.00	689.60
NHCW-06	714.96	05/03/2021	ND	25.38	0.00	689.58
NHCW-06	714.96	05/10/2021	ND	25.50	0.00	689.46
NHCW-06	714.96	05/18/2021	ND	25.60	0.00	689.36

Table 4
Summary of Recovery Well Gauging Data

Colonial Pipeline Company
2020-L1-SR2448
Huntersville, North Carolina

Well ID	Top Of Casing Elevation[1]	Date	Depth to Free Product (ft btoc)	Depth to Groundwater (ft btoc)	Free Product Thickness (ft)	Groundwater Elevation[2] (ft btoc)
NHCW-06	714.96	05/26/2021	ND	25.62	0.00	689.34
NHCW-06	714.96	06/07/2021	ND	25.96	0.00	689.00
NHCW-06	714.96	06/14/2021	ND	26.03	0.00	688.93
NHCW-06	714.97	06/21/2021	ND	26.28	0.00	688.69
NHCW-06	714.97	07/01/2021	ND	26.38	0.00	688.59
NHCW-06	714.97	07/06/2021	ND	26.63	0.00	688.34
NHCW-06	714.97	07/14/2021	26.61	27.06	0.45	688.23
NHCW-06	714.97	07/28/2021	27.09	28.74	1.65	687.43
NHCW-06	714.97	08/26/2021	27.97	30.60	2.63	686.29
NHCW-06	714.97	09/16/2021	27.70	31.52	3.82	686.24
NHCW-06	714.97	09/23/2021	28.95	31.63	2.68	685.30
NHCW-06	714.97	10/12/2021	ARP	ARP	ARP	ARP
NHCW-06	714.97	10/27/2021	29.96	33.18	3.22	684.14
NHCW-06	715.86	11/30/2021	30.86	34.68	3.82	683.98
NHCW-06	715.86	12/06/2021	ARP	ARP	ARP	ARP
NHCW-06	715.86	12/13/2021	ARP	ARP	ARP	ARP
NHCW-06	715.86	12/20/2021	ARP	ARP	ARP	ARP
NHCW-06	715.86	12/28/2021	31.53	36.01	4.48	683.13
NHCW-06	715.86	01/04/2022	ARP	ARP	ARP	ARP
NHCW-06	715.86	01/10/2022	ARP	ARP	ARP	ARP
NHCW-06	715.86	01/27/2022	33.05	36.42	3.37	681.91
NHCW-07						
NHCW-07	714.08	02/16/2021	ND	25.48	0.00	688.60
NHCW-07	714.08	02/22/2021	ND	25.29	0.00	688.79
NHCW-07	714.08	03/04/2021	ND	25.11	0.00	688.97
NHCW-07	714.08	03/08/2021	ND	25.20	0.00	688.88
NHCW-07	714.08	03/15/2021	ND	25.12	0.00	688.96
NHCW-07	714.08	03/22/2021	ND	25.04	0.00	689.04
NHCW-07	714.08	04/01/2021	ND	24.80	0.00	689.28
NHCW-07	714.08	04/12/2021	ND	24.51	0.00	689.57
NHCW-07	714.08	04/19/2021	ND	24.58	0.00	689.50
NHCW-07	714.08	04/29/2021	ND	24.62	0.00	689.46
NHCW-07	714.08	05/03/2021	ND	24.57	0.00	689.51
NHCW-07	714.08	05/10/2021	ND	24.75	0.00	689.33
NHCW-07	714.08	05/18/2021	ND	24.88	0.00	689.20
NHCW-07	714.08	05/26/2021	ND	24.91	0.00	689.17
NHCW-07	714.08	05/31/2021	ND	25.13	0.00	688.95
NHCW-07	714.08	06/07/2021	ND	25.24	0.00	688.84
NHCW-07	714.08	06/14/2021	ND	25.33	0.00	688.75
NHCW-07	714.08	06/21/2021	ND	25.57	0.00	688.51
NHCW-07	714.08	07/01/2021	ND	25.71	0.00	688.37
NHCW-07	714.08	07/06/2021	ND	25.93	0.00	688.15
NHCW-07	714.08	07/14/2021	ND	26.04	0.00	688.04
NHCW-07	714.08	07/28/2021	ND	26.57	0.00	687.51
NHCW-07	714.08	08/02/2021	ND	27.08	0.00	687.00

Table 4
Summary of Recovery Well Gauging Data

Colonial Pipeline Company
2020-L1-SR2448
Huntersville, North Carolina

Well ID	Top Of Casing Elevation[1]	Date	Depth to Free Product (ft btoc)	Depth to Groundwater (ft btoc)	Free Product Thickness (ft)	Groundwater Elevation[2] (ft btoc)
NHCW-07	714.08	08/16/2021	ND	27.53	0.00	686.55
NHCW-07	714.08	08/26/2021	ND	27.75	0.00	686.33
NHCW-07	714.08	08/30/2021	ND	28.04	0.00	686.04
NHCW-07	714.08	09/14/2021	ND	28.69	0.00	685.39
NHCW-07	714.08	09/23/2021	ND	28.84	0.00	685.24
NHCW-07	714.08	10/06/2021	ND	29.63	0.00	684.45
NHCW-07	714.08	10/12/2021	ND	29.79	0.00	684.29
NHCW-07	714.08	10/18/2021	ND	30.03	0.00	684.05
NHCW-07	714.08	10/27/2021	ND	30.05	0.00	684.03
NHCW-07	714.08	11/01/2021	ND	30.20	0.00	683.88
NHCW-07	714.08	11/15/2021	ND	30.94	0.00	683.14
NHCW-07	714.08	11/22/2021	ND	31.14	0.00	682.94
NHCW-07	714.08	11/30/2021	ND	31.28	0.00	682.80
NHCW-07	714.08	12/06/2021	ND	31.65	0.00	682.43
NHCW-07	714.08	12/13/2021	ND	32.00	0.00	682.08
NHCW-07	714.08	12/20/2021	ND	32.35	0.00	681.73
NHCW-07	714.08	12/28/2021	ND	32.02	0.00	682.06
NHCW-07	714.08	01/04/2022	ND	32.85	0.00	681.23
NHCW-07	714.08	01/10/2022	ND	33.53	0.00	680.55
NHCW-07	714.08	01/27/2022	ND	33.18	0.00	680.90
NHCW-07	714.08	01/31/2022	ND	33.75	0.00	680.33
NHCW-07	714.08	02/09/2022	ND	33.94	0.00	680.14
NHCW-07	714.08	02/14/2022	ND	34.41	0.00	679.67
NHCW-08						
NHCW-08	712.84	02/16/2021	ND	24.34	0.00	688.50
NHCW-08	712.84	02/22/2021	ND	24.17	0.00	688.67
NHCW-08	712.84	03/04/2021	ND	23.98	0.00	688.86
NHCW-08	712.84	03/08/2021	ND	24.03	0.00	688.81
NHCW-08	712.84	03/15/2021	ND	23.96	0.00	688.88
NHCW-08	712.84	03/22/2021	ND	23.87	0.00	688.97
NHCW-08	712.84	04/01/2021	ND	23.62	0.00	689.22
NHCW-08	712.84	04/12/2021	ND	23.34	0.00	689.50
NHCW-08	712.84	04/19/2021	ND	23.40	0.00	689.44
NHCW-08	712.84	04/29/2021	ND	23.42	0.00	689.42
NHCW-08	712.84	05/03/2021	ND	23.43	0.00	689.41
NHCW-08	712.84	05/10/2021	ND	23.59	0.00	689.25
NHCW-08	712.84	05/18/2021	ND	23.75	0.00	689.09
NHCW-08	712.84	05/26/2021	ND	23.78	0.00	689.06
NHCW-08	712.84	05/31/2021	ND	24.02	0.00	688.82
NHCW-08	712.84	06/07/2021	ND	24.13	0.00	688.71
NHCW-08	712.84	06/14/2021	ND	24.23	0.00	688.61
NHCW-08	712.84	06/21/2021	ND	24.47	0.00	688.37
NHCW-08	712.84	07/01/2021	ND	24.60	0.00	688.24
NHCW-08	712.84	07/06/2021	ND	24.64	0.00	688.20
NHCW-08	712.84	07/14/2021	ND	24.94	0.00	687.90

Table 4
Summary of Recovery Well Gauging Data

Colonial Pipeline Company
2020-L1-SR2448
Huntersville, North Carolina

Well ID	Top Of Casing Elevation[1]	Date	Depth to Free Product (ft btoc)	Depth to Groundwater (ft btoc)	Free Product Thickness (ft)	Groundwater Elevation[2] (ft btoc)
NHCW-08	712.84	07/28/2021	ND	25.46	0.00	687.38
NHCW-08	712.84	08/02/2021	ND	25.99	0.00	686.85
NHCW-08	712.84	08/16/2021	ND	26.38	0.00	686.46
NHCW-08	712.84	08/26/2021	ND	26.66	0.00	686.18
NHCW-08	712.84	08/30/2021	ND	26.94	0.00	685.90
NHCW-08	712.84	09/14/2021	ND	27.56	0.00	685.28
NHCW-08	712.84	09/23/2021	ND	27.78	0.00	685.06
NHCW-08	712.84	10/06/2021	ND	28.49	0.00	684.35
NHCW-08	712.84	10/12/2021	ND	28.70	0.00	684.14
NHCW-08	712.84	10/18/2021	ND	28.96	0.00	683.88
NHCW-08	712.84	10/27/2021	ND	29.03	0.00	683.81
NHCW-08	712.84	11/01/2021	ND	29.15	0.00	683.69
NHCW-08	712.84	11/15/2021	ND	29.95	0.00	682.89
NHCW-08	712.84	11/22/2021	ND	30.18	0.00	682.66
NHCW-08	712.84	11/30/2021	ND	30.28	0.00	682.56
NHCW-08	712.84	12/06/2021	ND	30.65	0.00	682.19
NHCW-08	712.84	12/13/2021	ND	31.01	0.00	681.83
NHCW-08	712.84	12/20/2021	ND	31.33	0.00	681.51
NHCW-08	712.84	12/28/2021	ND	31.03	0.00	681.81
NHCW-08	712.84	01/04/2022	ND	31.85	0.00	680.99
NHCW-08	712.84	01/10/2022	ND	32.52	0.00	680.32
NHCW-08	712.84	01/27/2022	ND	32.18	0.00	680.66
NHCW-08	712.84	01/31/2022	ND	32.71	0.00	680.13
NHCW-08	712.84	02/09/2022	ND	32.93	0.00	679.91
NHCW-08	712.84	02/14/2022	ND	33.40	0.00	679.44
NHCW-09						
NHCW-09	711.21	02/16/2021	ND	23.89	0.00	687.32
NHCW-09	711.21	02/22/2021	ND	23.61	0.00	687.60
NHCW-09	711.21	03/04/2021	ND	23.37	0.00	687.84
NHCW-09	711.21	03/08/2021	ND	23.47	0.00	687.74
NHCW-09	711.21	03/15/2021	ND	23.40	0.00	687.81
NHCW-09	711.21	03/22/2021	ND	23.19	0.00	688.02
NHCW-09	711.21	04/01/2021	ND	22.79	0.00	688.42
NHCW-09	711.21	04/12/2021	ND	22.54	0.00	688.67
NHCW-09	711.21	04/19/2021	ND	22.71	0.00	688.50
NHCW-09	711.21	04/29/2021	ND	22.94	0.00	688.27
NHCW-09	711.21	05/03/2021	ND	23.02	0.00	688.19
NHCW-09	711.21	05/10/2021	ND	23.22	0.00	687.99
NHCW-09	711.21	05/18/2021	ND	23.47	0.00	687.74
NHCW-09	711.21	05/26/2021	ND	23.57	0.00	687.64
NHCW-09	711.21	05/31/2021	ND	23.85	0.00	687.36
NHCW-09	711.21	06/07/2021	ND	24.05	0.00	687.16
NHCW-09	711.21	06/14/2021	ND	24.19	0.00	687.02
NHCW-09	711.21	06/21/2021	ND	24.49	0.00	686.72
NHCW-09	711.21	07/01/2021	ND	24.68	0.00	686.53

Table 4
Summary of Recovery Well Gauging Data

Colonial Pipeline Company
2020-L1-SR2448
Huntersville, North Carolina

Well ID	Top Of Casing Elevation[1]	Date	Depth to Free Product (ft btoc)	Depth to Groundwater (ft btoc)	Free Product Thickness (ft)	Groundwater Elevation[2] (ft btoc)
NHCW-09	711.21	07/06/2021	ND	24.90	0.00	686.31
NHCW-09	711.21	07/14/2021	ND	25.05	0.00	686.16
NHCW-09	711.21	07/28/2021	ND	25.52	0.00	685.69
NHCW-09	711.21	08/02/2021	ND	25.92	0.00	685.29
NHCW-09	711.21	08/16/2021	ND	26.36	0.00	684.85
NHCW-09	711.21	08/26/2021	ND	27.72	0.00	683.49
NHCW-09	711.21	08/30/2021	ND	26.93	0.00	684.28
NHCW-09	711.21	09/14/2021	ND	27.60	0.00	683.61
NHCW-09	711.21	09/23/2021	ND	27.91	0.00	683.30
NHCW-09	711.21	10/06/2021	ND	28.55	0.00	682.66
NHCW-09	711.21	10/12/2021	ND	28.76	0.00	682.45
NHCW-09	711.21	10/18/2021	ND	29.02	0.00	682.19
NHCW-09	711.21	10/27/2021	ND	27.22	0.00	683.99
NHCW-09	711.21	11/01/2021	ND	29.35	0.00	681.86
NHCW-09	711.21	11/15/2021	ND	30.09	0.00	681.12
NHCW-09	711.21	11/22/2021	ND	30.22	0.00	680.99
NHCW-09	711.21	11/30/2021	ND	30.47	0.00	680.74
NHCW-09	711.21	12/06/2021	ND	30.69	0.00	680.52
NHCW-09	711.21	12/13/2021	ND	31.00	0.00	680.21
NHCW-09	711.21	12/20/2021	ND	31.24	0.00	679.97
NHCW-09	711.21	12/28/2021	ND	31.16	0.00	680.05
NHCW-09	711.21	01/04/2022	ND	31.62	0.00	679.59
NHCW-09	711.21	01/10/2022	ND	31.94	0.00	679.27
NHCW-09	711.21	01/27/2022	ND	31.86	0.00	679.35
NHCW-09	711.21	01/31/2022	ND	32.01	0.00	679.20
NHCW-09	711.21	02/09/2022	ND	32.26	0.00	678.95
NHCW-09	711.21	02/14/2022	ND	32.55	0.00	678.66
NHCW-10						
NHCW-10	713.05	02/16/2021	ND	26.85	0.00	686.20
NHCW-10	713.05	02/22/2021	ND	23.68	0.00	689.37
NHCW-10	713.05	03/04/2021	ND	26.00	0.00	687.05
NHCW-10	713.05	03/08/2021	ND	26.11	0.00	686.94
NHCW-10	713.05	03/15/2021	ND	26.17	0.00	686.88
NHCW-10	713.05	03/22/2021	ND	25.81	0.00	687.24
NHCW-10	713.05	04/01/2021	ND	25.10	0.00	687.95
NHCW-10	713.05	04/12/2021	ND	25.08	0.00	687.97
NHCW-10	713.05	04/19/2021	ND	25.44	0.00	687.61
NHCW-10	713.05	04/29/2021	ND	25.98	0.00	687.07
NHCW-10	713.05	05/03/2021	ND	26.14	0.00	686.91
NHCW-10	713.05	05/10/2021	ND	26.52	0.00	686.53
NHCW-10	713.05	05/18/2021	ND	26.65	0.00	686.40
NHCW-10	713.05	05/26/2021	ND	26.87	0.00	686.18
NHCW-10	713.05	05/31/2021	ND	27.20	0.00	685.85
NHCW-10	713.05	06/07/2021	ND	27.50	0.00	685.55
NHCW-10	713.05	06/14/2021	ND	27.75	0.00	685.30

Table 4
Summary of Recovery Well Gauging Data

Colonial Pipeline Company
2020-L1-SR2448
Huntersville, North Carolina

Well ID	Top Of Casing Elevation[1]	Date	Depth to Free Product (ft btoc)	Depth to Groundwater (ft btoc)	Free Product Thickness (ft)	Groundwater Elevation[2] (ft btoc)
NHCW-10	713.05	06/21/2021	ND	28.12	0.00	684.93
NHCW-10	713.05	07/01/2021	ND	28.29	0.00	684.76
NHCW-10	713.05	07/06/2021	ND	28.53	0.00	684.52
NHCW-10	713.05	07/14/2021	ND	28.67	0.00	684.38
NHCW-10	713.05	07/28/2021	ND	29.13	0.00	683.92
NHCW-10	713.05	08/02/2021	ND	29.46	0.00	683.59
NHCW-10	713.05	08/16/2021	ND	30.01	0.00	683.04
NHCW-10	713.05	08/26/2021	ND	30.39	0.00	682.66
NHCW-10	713.05	08/30/2021	ND	30.65	0.00	682.40
NHCW-10	713.05	09/14/2021	ND	31.42	0.00	681.63
NHCW-10	713.05	09/23/2021	ND	31.80	0.00	681.25
NHCW-10	713.05	10/06/2021	ND	32.49	0.00	680.56
NHCW-10	713.05	10/12/2021	ND	32.77	0.00	680.28
NHCW-10	713.05	10/18/2021	ND	33.07	0.00	679.98
NHCW-10	713.05	10/27/2021	ND	33.30	0.00	679.75
NHCW-10	713.05	11/01/2021	ND	33.47	0.00	679.58
NHCW-10	713.05	11/15/2021	ND	34.49	0.00	678.56
NHCW-10	713.05	11/22/2021	ND	34.57	0.00	678.48
NHCW-10	713.05	11/30/2021	ND	34.69	0.00	678.36
NHCW-10	713.05	12/06/2021	ND	34.90	0.00	678.15
NHCW-10	713.05	12/13/2021	ND	35.20	0.00	677.85
NHCW-10	713.05	12/20/2021	ND	35.38	0.00	677.67
NHCW-10	713.05	12/28/2021	ND	35.18	0.00	677.87
NHCW-10	713.05	01/04/2022	ND	35.58	0.00	677.47
NHCW-10	713.05	01/10/2022	ND	35.74	0.00	677.31
NHCW-10	713.05	01/27/2022	ND	35.44	0.00	677.61
NHCW-10	713.05	01/31/2022	ND	35.30	0.00	677.75
NHCW-10	713.05	02/09/2022	ND	35.62	0.00	677.43
NHCW-10	713.05	02/14/2022	ND	35.80	0.00	677.25
NHCW-11						
NHCW-11	709.11	02/16/2021	ND	23.12	0.00	685.99
NHCW-11	709.11	02/22/2021	ND	22.52	0.00	686.59
NHCW-11	709.11	03/04/2021	ND	23.73	0.00	685.38
NHCW-11	709.11	03/08/2021	ND	23.88	0.00	685.23
NHCW-11	709.11	03/15/2021	ND	23.95	0.00	685.16
NHCW-11	709.11	03/22/2021	ND	23.46	0.00	685.65
NHCW-11	709.11	04/01/2021	ND	22.66	0.00	686.45
NHCW-11	709.11	04/12/2021	ND	22.81	0.00	686.30
NHCW-11	709.11	04/19/2021	23.02	23.03	0.01	686.08
NHCW-11	709.11	04/29/2021	23.83	23.88	0.05	685.26
NHCW-11	709.11	05/03/2021	24.08	24.13	0.05	685.01
NHCW-11	709.11	05/10/2021	ND	24.53	0.00	684.58
NHCW-11	709.11	05/18/2021	24.88	25.01	0.13	684.19
NHCW-11	709.11	05/26/2021	25.03	25.18	0.15	684.04
NHCW-11	709.11	05/31/2021	25.42	25.59	0.17	683.64

Table 4
Summary of Recovery Well Gauging Data

Colonial Pipeline Company
2020-L1-SR2448
Huntersville, North Carolina

Well ID	Top Of Casing Elevation[1]	Date	Depth to Free Product (ft btoc)	Depth to Groundwater (ft btoc)	Free Product Thickness (ft)	Groundwater Elevation[2] (ft btoc)
NHCW-11	709.11	06/07/2021	25.72	25.85	0.13	683.35
NHCW-11	709.11	07/01/2021	ND	26.00	0.00	683.11
NHCW-11	709.11	07/14/2021	ND	26.32	0.00	682.79
NHCW-11	709.11	07/28/2021	ND	26.72	0.00	682.39
NHCW-11	709.11	08/26/2021	ND	28.08	0.00	681.03
NHCW-11	709.11	09/16/2021	ND	29.16	0.00	679.95
NHCW-11	709.11	09/23/2021	ND	29.45	0.00	679.66
NHCW-11	709.11	10/12/2021	ARP	ARP	ARP	ARP
NHCW-11	709.11	10/27/2021	ND	30.98	0.00	678.13
NHCW-11	710.66	11/30/2021	ND	32.34	0.00	678.32
NHCW-11	710.66	12/06/2021	ARP	ARP	ARP	ARP
NHCW-11	710.66	12/13/2021	ARP	ARP	ARP	ARP
NHCW-11	710.66	12/20/2021	ARP	ARP	ARP	ARP
NHCW-11	710.66	12/28/2021	ND	32.84	0.00	677.82
NHCW-11	710.66	01/04/2022	ARP	ARP	ARP	ARP
NHCW-11	710.66	01/10/2022	ARP	ARP	ARP	ARP
NHCW-11	710.66	01/27/2022	ND	33.07	0.00	677.59
NHCW-12						
NHCW-12	707.70	02/22/2021	ND	19.77	0.00	687.93
NHCW-12	707.70	03/04/2021	ND	20.92	0.00	686.78
NHCW-12	707.70	03/08/2021	21.16	21.17	0.01	686.53
NHCW-12	707.70	03/11/2021	21.17	21.34	0.17	686.48
NHCW-12	707.70	03/15/2021	21.24	21.58	0.34	686.36
NHCW-12	707.70	03/22/2021	20.52	20.87	0.35	687.08
NHCW-12	707.70	04/01/2021	19.61	20.09	0.48	687.96
NHCW-12	707.70	04/12/2021	20.04	20.87	0.83	687.43
NHCW-12	707.70	04/19/2021	20.35	21.44	1.09	687.05
NHCW-12	707.70	04/29/2021	20.28	21.82	1.54	687.00
NHCW-12	707.70	05/03/2021	ARP	ARP	ARP	ARP
NHCW-12	707.70	05/10/2021	ARP	ARP	ARP	ARP
NHCW-12	707.70	05/26/2021	21.48	23.32	1.84	685.72
NHCW-12	707.09	06/09/2021	22.10	24.05	1.95	684.47
NHCW-12	707.09	07/01/2021	22.97	24.63	1.66	683.68
NHCW-12	706.69	07/14/2021	23.35	25.22	1.87	682.84
NHCW-12	706.69	07/28/2021	23.77	25.64	1.87	682.42
NHCW-12	706.42	08/26/2021	25.44	25.51	0.07	680.96
NHCW-12	706.42	09/16/2021	26.64	27.33	0.69	679.60
NHCW-12	706.42	09/23/2021	27.03	27.59	0.56	679.24
NHCW-12	706.42	10/12/2021	ARP	ARP	ARP	ARP
NHCW-12	706.42	10/27/2021	28.58	29.09	0.51	677.71
NHCW-12	707.09	11/30/2021	30.04	30.41	0.37	676.95
NHCW-12	707.09	12/06/2021	ARP	ARP	ARP	ARP
NHCW-12	707.09	12/13/2021	ARP	ARP	ARP	ARP
NHCW-12	707.09	12/20/2021	ARP	ARP	ARP	ARP
NHCW-12	707.09	12/28/2021	30.34	30.80	0.46	676.63

Table 4
Summary of Recovery Well Gauging Data

Colonial Pipeline Company
2020-L1-SR2448
Huntersville, North Carolina

Well ID	Top Of Casing Elevation[1]	Date	Depth to Free Product (ft btoc)	Depth to Groundwater (ft btoc)	Free Product Thickness (ft)	Groundwater Elevation[2] (ft btoc)
NHCW-12	707.09	01/04/2022	ARP	ARP	ARP	ARP
NHCW-12	707.09	01/10/2022	ARP	ARP	ARP	ARP
NHCW-12	707.09	01/27/2022	30.62	31.05	0.43	676.36
NHCW-13						
NHCW-13	704.81	02/22/2021	ND	17.98	0.00	686.83
NHCW-13	704.81	03/04/2021	17.85	18.89	1.04	686.68
NHCW-13	704.81	03/08/2021	NM	NM	NM	NM
NHCW-13	704.81	03/11/2021	18.06	19.75	1.69	686.30
NHCW-13	704.81	03/15/2021	18.12	20.18	2.06	686.14
NHCW-13	704.81	03/22/2021	16.94	20.87	3.93	686.82
NHCW-13	704.81	04/01/2021	15.71	20.22	4.51	687.90
NHCW-13	704.81	04/12/2021	ARP	ARP	ARP	ARP
NHCW-13	704.81	04/12/2021	ARP	ARP	ARP	ARP
NHCW-13	704.81	04/29/2021	18.65	19.54	0.89	685.92
NHCW-13	704.81	05/03/2021	ARP	ARP	ARP	ARP
NHCW-13	704.81	05/10/2021	ARP	ARP	ARP	ARP
NHCW-13	704.81	05/26/2021	19.71	21.47	1.76	684.63
NHCW-13	704.81	06/09/2021	20.24	22.39	2.15	684.00
NHCW-13	704.81	07/01/2021	21.25	22.67	1.42	683.18
NHCW-13	704.81	07/14/2021	21.67	23.18	1.51	682.74
NHCW-13	704.81	07/28/2021	22.10	23.41	1.31	682.36
NHCW-13	704.81	08/26/2021	23.66	24.67	1.01	680.88
NHCW-13	704.81	09/16/2021	24.83	25.64	0.81	679.77
NHCW-13	704.81	09/23/2021	25.15	25.95	0.80	679.45
NHCW-13	704.81	10/12/2021	ARP	ARP	ARP	ARP
NHCW-13	704.81	10/27/2021	26.69	27.56	0.87	677.89
NHCW-13	704.81	11/30/2021	28.33	28.63	0.30	676.40
NHCW-13	704.81	12/06/2021	ARP	ARP	ARP	ARP
NHCW-13	704.81	12/13/2021	ARP	ARP	ARP	ARP
NHCW-13	704.81	12/20/2021	ARP	ARP	ARP	ARP
NHCW-13	704.81	12/28/2021	28.72	28.84	0.12	676.06
NHCW-13	704.81	01/04/2022	ARP	ARP	ARP	ARP
NHCW-13	704.81	01/10/2022	ARP	ARP	ARP	ARP
NHCW-13	704.81	01/27/2022	28.85	29.11	0.26	675.89
NHCW-14						
NHCW-14	703.34	02/22/2021	ND	15.45	0.00	687.89
NHCW-14	703.34	03/04/2021	ND	16.78	0.00	686.56
NHCW-14	703.34	03/08/2021	ND	17.32	0.00	686.02
NHCW-14	703.34	03/15/2021	ND	17.44	0.00	685.90
NHCW-14	703.34	03/22/2021	ND	16.38	0.00	686.96
NHCW-14	703.34	04/01/2021	ND	15.49	0.00	687.85
NHCW-14	703.34	04/12/2021	16.46	16.47	0.01	686.88
NHCW-14	703.34	04/19/2021	16.94	16.98	0.04	686.39
NHCW-14	703.34	04/29/2021	17.58	17.61	0.03	685.76
NHCW-14	703.34	05/03/2021	17.85	17.88	0.03	685.49

Table 4
Summary of Recovery Well Gauging Data

Colonial Pipeline Company
2020-L1-SR2448
Huntersville, North Carolina

Well ID	Top Of Casing Elevation[1]	Date	Depth to Free Product (ft btoc)	Depth to Groundwater (ft btoc)	Free Product Thickness (ft)	Groundwater Elevation[2] (ft btoc)
NHCW-14	703.34	05/10/2021	18.35	18.41	0.06	684.98
NHCW-14	703.34	05/18/2021	18.80	18.85	0.05	684.53
NHCW-14	703.34	05/26/2021	18.84	18.93	0.09	684.48
NHCW-14	703.34	05/31/2021	19.34	19.44	0.10	683.98
NHCW-14	703.34	06/07/2021	19.59	19.61	0.02	683.75
NHCW-14	703.34	06/14/2021	19.73	19.91	0.18	683.57
NHCW-14	703.34	06/21/2021	20.04	20.22	0.18	683.26
NHCW-14	703.34	07/01/2021	20.24	20.44	0.20	683.05
NHCW-14	703.34	07/06/2021	20.51	20.80	0.29	682.76
NHCW-14	703.34	07/14/2021	20.38	20.49	0.11	682.93
NHCW-14	703.34	07/28/2021	20.72	20.84	0.12	682.59
NHCW-14	703.34	08/26/2021	22.18	22.40	0.22	681.10
NHCW-14	703.34	09/16/2021	23.29	23.48	0.19	680.00
NHCW-14	703.34	09/23/2021	23.68	23.82	0.14	679.63
NHCW-14	703.34	10/12/2021	ARP	ARP	ARP	ARP
NHCW-14	703.34	10/27/2021	25.24	25.41	0.17	678.06
NHCW-14	702.99	11/30/2021	26.85	26.89	0.04	676.13
NHCW-14	702.99	12/06/2021	ARP	ARP	ARP	ARP
NHCW-14	702.99	12/13/2021	ARP	ARP	ARP	ARP
NHCW-14	702.99	12/20/2021	ARP	ARP	ARP	ARP
NHCW-14	702.99	12/28/2021	27.16	27.17	0.01	675.83
NHCW-14	702.99	01/04/2022	ARP	ARP	ARP	ARP
NHCW-14	702.99	01/10/2022	ARP	ARP	ARP	ARP
NHCW-14	702.99	01/27/2022	ND	27.30	0.00	675.69
NHCW-15						
NHCW-15	702.64	02/22/2021	ND	16.26	0.00	686.38
NHCW-15	702.64	03/04/2021	ND	17.06	0.00	685.58
NHCW-15	702.64	03/08/2021	ND	17.54	0.00	685.10
NHCW-15	702.64	03/11/2021	ND	17.57	0.00	685.07
NHCW-15	702.64	03/15/2021	ND	17.74	0.00	684.90
NHCW-15	702.64	03/22/2021	ND	16.89	0.00	685.75
NHCW-15	702.64	04/01/2021	ND	16.11	0.00	686.53
NHCW-15	702.64	04/12/2021	ND	16.87	0.00	685.77
NHCW-15	702.64	04/19/2021	ND	17.34	0.00	685.30
NHCW-15	702.64	04/29/2021	ND	17.94	0.00	684.70
NHCW-15	702.64	05/03/2021	ND	18.10	0.00	684.54
NHCW-15	702.64	05/10/2021	ND	18.54	0.00	684.10
NHCW-15	702.64	05/18/2021	ND	19.01	0.00	683.63
NHCW-15	702.64	05/26/2021	ND	19.15	0.00	683.49
NHCW-15	702.64	05/31/2021	ND	19.60	0.00	683.04
NHCW-15	702.64	06/07/2021	ND	19.89	0.00	682.75
NHCW-15	702.64	06/14/2021	ND	20.03	0.00	682.61
NHCW-15	702.64	06/21/2021	ND	20.36	0.00	682.28
NHCW-15	702.64	07/01/2021	ND	20.55	0.00	682.09
NHCW-15	702.64	07/06/2021	ND	20.81	0.00	681.83

Table 4
Summary of Recovery Well Gauging Data

Colonial Pipeline Company
2020-L1-SR2448
Huntersville, North Carolina

Well ID	Top Of Casing Elevation[1]	Date	Depth to Free Product (ft btoc)	Depth to Groundwater (ft btoc)	Free Product Thickness (ft)	Groundwater Elevation[2] (ft btoc)
NHCW-15	702.64	07/14/2021	ND	20.98	0.00	681.66
NHCW-15	702.64	07/28/2021	ND	21.32	0.00	681.32
NHCW-15	702.64	08/02/2021	ND	21.85	0.00	680.79
NHCW-15	702.64	08/16/2021	ND	22.39	0.00	680.25
NHCW-15	702.64	08/26/2021	ND	22.78	0.00	679.86
NHCW-15	702.64	08/30/2021	ND	23.24	0.00	679.40
NHCW-15	702.64	09/14/2021	ND	24.11	0.00	678.53
NHCW-15	702.64	09/16/2021	ND	23.94	0.00	678.70
NHCW-15	702.64	09/23/2021	ND	24.88	0.00	677.76
NHCW-15	702.64	10/06/2021	ND	25.28	0.00	677.36
NHCW-15	702.64	10/12/2021	ND	25.51	0.00	677.13
NHCW-15	702.64	10/18/2021	ND	25.79	0.00	676.85
NHCW-15	702.64	10/27/2021	ND	25.93	0.00	676.71
NHCW-15	702.64	11/01/2021	ND	26.12	0.00	676.52
NHCW-15	702.64	11/15/2021	ND	27.52	0.00	675.12
NHCW-15	702.64	11/22/2021	ND	27.84	0.00	674.80
NHCW-15	702.64	11/30/2021	ND	27.53	0.00	675.11
NHCW-15	702.64	12/06/2021	ND	27.96	0.00	674.68
NHCW-15	702.64	12/13/2021	ND	28.19	0.00	674.45
NHCW-15	702.64	12/20/2021	ND	28.31	0.00	674.33
NHCW-15	702.64	12/28/2021	ND	27.80	0.00	674.84
NHCW-15	702.64	01/04/2022	ND	28.35	0.00	674.29
NHCW-15	702.64	01/10/2022	ND	28.38	0.00	674.26
NHCW-15	702.64	01/27/2022	ND	27.84	0.00	674.80
NHCW-15	702.64	01/31/2022	ND	27.20	0.00	675.44
NHCW-15	702.64	02/09/2022	ND	27.92	0.00	674.72
NHCW-15	702.64	02/14/2022	ND	28.16	0.00	674.48
NHCW-16						
NHCW-16	704.99	02/22/2021	ND	20.32	0.00	684.67
NHCW-16	704.99	03/04/2021	ND	21.05	0.00	683.94
NHCW-16	704.99	03/08/2021	ND	21.35	0.00	683.64
NHCW-16	704.99	03/15/2021	ND	21.32	0.00	683.67
NHCW-16	704.99	03/22/2021	ND	21.43	0.00	683.56
NHCW-16	704.99	04/01/2021	ND	20.90	0.00	684.09
NHCW-16	704.99	04/12/2021	ND	21.15	0.00	683.84
NHCW-16	704.99	04/19/2021	ND	21.53	0.00	683.46
NHCW-16	704.99	04/29/2021	ND	21.83	0.00	683.16
NHCW-16	704.99	05/03/2021	ND	21.82	0.00	683.17
NHCW-16	704.99	05/10/2021	ND	22.17	0.00	682.82
NHCW-16	704.99	05/18/2021	ND	22.48	0.00	682.51
NHCW-16	704.99	05/26/2021	ND	22.56	0.00	682.43
NHCW-16	704.99	05/31/2021	ND	22.92	0.00	682.07
NHCW-16	704.99	06/07/2021	ND	23.23	0.00	681.76
NHCW-16	704.99	06/14/2021	ND	23.31	0.00	681.68
NHCW-16	704.99	06/21/2021	ND	23.57	0.00	681.42

Table 4
Summary of Recovery Well Gauging Data

Colonial Pipeline Company
2020-L1-SR2448
Huntersville, North Carolina

Well ID	Top Of Casing Elevation[1]	Date	Depth to Free Product (ft btoc)	Depth to Groundwater (ft btoc)	Free Product Thickness (ft)	Groundwater Elevation[2] (ft btoc)
NHCW-16	704.99	07/01/2021	ND	23.68	0.00	681.31
NHCW-16	704.99	07/06/2021	ND	23.89	0.00	681.10
NHCW-16	704.99	07/14/2021	23.95	23.98	0.03	681.03
NHCW-16	704.99	07/28/2021	24.44	24.46	0.02	680.54
NHCW-16	704.99	08/02/2021	24.95	24.96	0.01	680.04
NHCW-16	704.99	08/26/2021	ND	24.83	0.00	680.16
NHCW-16	704.99	09/16/2021	27.01	27.03	0.02	677.97
NHCW-16	704.99	09/23/2021	27.38	27.53	0.15	677.57
NHCW-16	704.99	10/12/2021	ARP	ARP	ARP	ARP
NHCW-16	704.99	10/27/2021	29.27	29.50	0.23	675.66
NHCW-16	704.99	11/30/2021	31.24	31.27	0.03	673.74
NHCW-16	704.99	12/06/2021	ARP	ARP	ARP	ARP
NHCW-16	704.99	12/13/2021	ARP	ARP	ARP	ARP
NHCW-16	704.99	12/20/2021	ARP	ARP	ARP	ARP
NHCW-16	704.99	12/28/2021	31.93	32.01	0.08	673.04
NHCW-16	704.99	01/04/2022	ARP	ARP	ARP	ARP
NHCW-16	704.99	01/10/2022	ARP	ARP	ARP	ARP
NHCW-16	704.99	01/27/2022	32.18	32.46	0.28	672.73
NHCW-17						
NHCW-17	705.83	02/22/2021	ND	22.42	0.00	683.41
NHCW-17	705.83	03/04/2021	ND	22.12	0.00	683.71
NHCW-17	705.83	03/08/2021	ND	NM	NM	NM
NHCW-17	705.83	03/15/2021	ND	22.27	0.00	683.56
NHCW-17	705.83	03/22/2021	ND	22.36	0.00	683.47
NHCW-17	705.83	04/01/2021	ND	21.94	0.00	683.89
NHCW-17	705.83	04/12/2021	ND	22.04	0.00	683.79
NHCW-17	705.83	04/19/2021	ND	23.44	0.00	682.39
NHCW-17	705.83	04/29/2021	ND	22.84	0.00	682.99
NHCW-17	705.83	05/03/2021	ND	22.82	0.00	683.01
NHCW-17	705.83	05/10/2021	ND	23.19	0.00	682.64
NHCW-17	705.83	05/18/2021	ND	23.20	0.00	682.63
NHCW-17	705.83	05/26/2021	ND	23.39	0.00	682.44
NHCW-17	705.83	05/31/2021	ND	23.71	0.00	682.12
NHCW-17	705.83	06/07/2021	ND	24.01	0.00	681.82
NHCW-17	705.83	06/14/2021	ND	24.10	0.00	681.73
NHCW-17	705.83	06/21/2021	ND	24.38	0.00	681.45
NHCW-17	705.83	07/01/2021	ND	24.55	0.00	681.28
NHCW-17	705.83	07/06/2021	ND	24.72	0.00	681.11
NHCW-17	705.83	07/14/2021	ND	24.81	0.00	681.02
NHCW-17	705.83	07/28/2021	ND	25.32	0.00	680.51
NHCW-17	705.83	08/02/2021	ND	25.66	0.00	680.17
NHCW-17	705.83	08/16/2021	ND	26.30	0.00	679.53
NHCW-17	705.83	08/26/2021	ND	26.85	0.00	678.98
NHCW-17	705.83	08/30/2021	ND	27.23	0.00	678.60
NHCW-17	705.83	09/14/2021	ND	28.15	0.00	677.68

Table 4
Summary of Recovery Well Gauging Data

Colonial Pipeline Company
2020-L1-SR2448
Huntersville, North Carolina

Well ID	Top Of Casing Elevation[1]	Date	Depth to Free Product (ft btoc)	Depth to Groundwater (ft btoc)	Free Product Thickness (ft)	Groundwater Elevation[2] (ft btoc)
NHCW-17	705.83	09/23/2021	ND	28.48	0.00	677.35
NHCW-17	705.83	10/06/2021	ND	29.48	0.00	676.35
NHCW-17	705.83	10/12/2021	ND	29.79	0.00	676.04
NHCW-17	705.83	10/18/2021	ND	30.04	0.00	675.79
NHCW-17	705.83	10/27/2021	ND	30.33	0.00	675.50
NHCW-17	705.83	11/01/2021	ND	30.48	0.00	675.35
NHCW-17	705.83	11/15/2021	ND	31.63	0.00	674.20
NHCW-17	705.83	11/22/2021	ND	32.16	0.00	673.67
NHCW-17	705.83	11/30/2021	ND	32.35	0.00	673.48
NHCW-17	705.83	12/06/2021	ND	32.87	0.00	672.96
NHCW-17	705.83	12/13/2021	ND	33.28	0.00	672.55
NHCW-17	705.83	12/20/2021	ND	33.49	0.00	672.34
NHCW-17	705.83	12/28/2021	ND	33.02	0.00	672.81
NHCW-17	705.83	01/04/2022	ND	33.61	0.00	672.22
NHCW-17	705.83	01/10/2022	ND	33.72	0.00	672.11
NHCW-17	705.83	01/27/2022	ND	33.25	0.00	672.58
NHCW-17	705.83	01/31/2022	ND	33.13	0.00	672.70
NHCW-17	705.83	02/09/2022	ND	33.39	0.00	672.44
NHCW-17	705.83	02/14/2022	ND	33.64	0.00	672.19
NHCW-18						
NHCW-18	709.11	02/22/2021	ND	25.78	0.00	683.33
NHCW-18	709.11	03/04/2021	ND	25.54	0.00	683.57
NHCW-18	709.11	03/08/2021	ND	26.37	0.00	682.74
NHCW-18	709.11	03/15/2021	ND	25.66	0.00	683.45
NHCW-18	709.11	03/22/2021	ND	25.71	0.00	683.40
NHCW-18	709.11	04/01/2021	ND	25.29	0.00	683.82
NHCW-18	709.11	04/12/2021	ND	25.42	0.00	683.69
NHCW-18	709.11	04/19/2021	ND	26.85	0.00	682.26
NHCW-18	709.11	04/29/2021	ND	26.21	0.00	682.90
NHCW-18	709.11	05/03/2021	ND	26.22	0.00	682.89
NHCW-18	709.11	05/10/2021	ND	26.56	0.00	682.55
NHCW-18	709.11	05/18/2021	ND	26.77	0.00	682.34
NHCW-18	709.11	05/26/2021	ND	23.89	0.00	685.22
NHCW-18	709.11	05/31/2021	ND	27.25	0.00	681.86
NHCW-18	709.11	06/07/2021	ND	27.58	0.00	681.53
NHCW-18	709.11	06/14/2021	ND	27.68	0.00	681.43
NHCW-18	709.11	06/21/2021	ND	27.95	0.00	681.16
NHCW-18	709.11	07/01/2021	ND	28.10	0.00	681.01
NHCW-18	709.11	07/06/2021	ND	28.27	0.00	680.84
NHCW-18	709.11	07/14/2021	ND	28.42	0.00	680.69
NHCW-18	709.11	07/28/2021	ND	28.84	0.00	680.27
NHCW-18	709.11	08/02/2021	ND	29.21	0.00	679.90
NHCW-18	709.11	08/16/2021	ND	29.83	0.00	679.28
NHCW-18	709.11	08/26/2021	ND	30.38	0.00	678.73
NHCW-18	709.11	08/30/2021	ND	29.72	0.00	679.39

Table 4
Summary of Recovery Well Gauging Data

Colonial Pipeline Company
2020-L1-SR2448
Huntersville, North Carolina

Well ID	Top Of Casing Elevation[1]	Date	Depth to Free Product (ft btoc)	Depth to Groundwater (ft btoc)	Free Product Thickness (ft)	Groundwater Elevation[2] (ft btoc)
NHCW-18	709.11	09/14/2021	ND	31.61	0.00	677.50
NHCW-18	709.11	09/23/2021	ND	31.97	0.00	677.14
NHCW-18	709.11	10/06/2021	ND	32.97	0.00	676.14
NHCW-18	709.11	10/12/2021	ND	33.27	0.00	675.84
NHCW-18	709.11	10/18/2021	ND	33.53	0.00	675.58
NHCW-18	709.11	10/27/2021	ND	33.82	0.00	675.29
NHCW-18	709.11	11/01/2021	ND	33.97	0.00	675.14
NHCW-18	709.11	11/15/2021	ND	35.08	0.00	674.03
NHCW-18	709.11	11/22/2021	ND	35.66	0.00	673.45
NHCW-18	709.11	11/30/2021	ND	35.85	0.00	673.26
NHCW-18	709.11	12/06/2021	ND	36.27	0.00	672.84
NHCW-18	709.11	12/13/2021	ND	36.69	0.00	672.42
NHCW-18	709.11	12/20/2021	ND	36.93	0.00	672.18
NHCW-18	709.11	12/28/2021	ND	36.53	0.00	672.58
NHCW-18	709.11	01/04/2022	ND	37.08	0.00	672.03
NHCW-18	709.11	01/10/2022	ND	37.15	0.00	671.96
NHCW-18	709.11	01/27/2022	ND	36.79	0.00	672.32
NHCW-18	709.11	01/31/2022	ND	36.66	0.00	672.45
NHCW-18	709.11	02/09/2022	ND	36.95	0.00	672.16
NHCW-18	709.11	02/14/2022	ND	37.19	0.00	671.92
NHCW-19						
NHCW-19	706.80	02/16/2021	ND	24.04	0.00	682.76
NHCW-19	706.80	02/22/2021	ND	23.48	0.00	683.32
NHCW-19	706.80	03/04/2021	ND	23.35	0.00	683.45
NHCW-19	706.80	03/08/2021	ND	23.65	0.00	683.15
NHCW-19	706.80	03/15/2021	ND	23.72	0.00	683.08
NHCW-19	706.80	03/22/2021	ND	23.59	0.00	683.21
NHCW-19	706.80	04/01/2021	ND	23.01	0.00	683.79
NHCW-19	706.80	04/12/2021	ND	23.48	0.00	683.32
NHCW-19	706.80	04/19/2021	ND	23.91	0.00	682.89
NHCW-19	706.80	04/29/2021	ND	24.18	0.00	682.62
NHCW-19	706.80	05/03/2021	ND	24.23	0.00	682.57
NHCW-19	706.80	05/10/2021	ND	24.5	0.00	682.3
NHCW-19	706.80	05/18/2021	ND	24.68	0.00	682.12
NHCW-19	706.80	05/26/2021	ND	24.88	0.00	681.92
NHCW-19	706.80	05/31/2021	ND	25.1	0.00	681.7
NHCW-19	706.80	06/07/2021	ND	25.44	0.00	681.36
NHCW-19	706.80	06/14/2021	ND	25.49	0.00	681.31
NHCW-19	706.80	06/21/2021	ND	25.74	0.00	681.06
NHCW-19	706.80	07/01/2021	ND	26.85	0.00	679.95
NHCW-19	706.80	07/06/2021	ND	26.07	0.00	680.73
NHCW-19	706.80	07/14/2021	ND	26.16	0.00	680.64
NHCW-19	706.80	07/28/2021	ND	26.57	0.00	680.23
NHCW-19	706.80	08/02/2021	ND	26.98	0.00	679.82
NHCW-19	706.80	08/16/2021	ND	27.58	0.00	679.22

Table 4
Summary of Recovery Well Gauging Data

Colonial Pipeline Company
2020-L1-SR2448
Huntersville, North Carolina

Well ID	Top Of Casing Elevation[1]	Date	Depth to Free Product (ft btoc)	Depth to Groundwater (ft btoc)	Free Product Thickness (ft)	Groundwater Elevation[2] (ft btoc)
NHCW-19	706.80	08/26/2021	ND	28.06	0.00	678.74
NHCW-19	706.80	08/30/2021	ND	28.44	0.00	678.36
NHCW-19	706.80	09/14/2021	ND	29.3	0.00	677.5
NHCW-19	706.80	09/23/2021	ND	29.6	0.00	677.2
NHCW-19	706.80	10/06/2021	ND	30.65	0.00	676.15
NHCW-19	706.80	10/12/2021	ND	30.93	0.00	675.87
NHCW-19	706.80	10/18/2021	ND	31.22	0.00	675.58
NHCW-19	706.80	10/27/2021	ND	31.36	0.00	675.44
NHCW-19	706.80	11/01/2021	ND	31.53	0.00	675.27
NHCW-19	706.80	11/15/2021	ND	32.82	0.00	673.98
NHCW-19	706.80	11/22/2021	ND	33.36	0.00	673.44
NHCW-19	706.80	11/30/2021	ND	33.43	0.00	673.37
NHCW-19	706.80	12/06/2021	ND	33.94	0.00	672.86
NHCW-19	706.80	12/13/2021	ND	34.29	0.00	672.51
NHCW-19	706.80	12/20/2021	ND	34.51	0.00	672.29
NHCW-19	706.80	12/28/2021	ND	34.05	0.00	672.75
NHCW-19	706.80	01/04/2022	ND	34.68	0.00	672.12
NHCW-19	706.80	01/10/2022	ND	34.79	0.00	672.01
NHCW-19	706.80	01/27/2022	ND	34.38	0.00	672.42
NHCW-19	706.80	01/31/2022	ND	34.34	0.00	672.46
NHCW-19	706.80	02/09/2022	ND	34.59	0.00	672.21
NHCW-19	706.80	02/14/2022	ND	34.87	0.00	671.93
NHCW-20						
NHCW-20	709.03	02/16/2021	ND	26.37	0.00	682.66
NHCW-20	709.03	02/22/2021	ND	25.86	0.00	683.17
NHCW-20	709.03	03/04/2021	ND	25.76	0.00	683.27
NHCW-20	709.03	03/08/2021	ND	25.92	0.00	683.11
NHCW-20	709.03	03/15/2021	ND	25.99	0.00	683.04
NHCW-20	709.03	03/22/2021	ND	25.94	0.00	683.09
NHCW-20	709.03	04/01/2021	ND	25.46	0.00	683.57
NHCW-20	709.03	04/12/2021	ND	35.80	0.00	673.23
NHCW-20	709.03	04/19/2021	ND	26.17	0.00	682.86
NHCW-20	709.03	04/29/2021	ND	26.44	0.00	682.59
NHCW-20	709.03	05/03/2021	ND	26.50	0.00	682.53
NHCW-20	709.03	05/10/2021	ND	26.72	0.00	682.31
NHCW-20	709.03	05/18/2021	ND	26.83	0.00	682.20
NHCW-20	709.03	05/26/2021	ND	26.99	0.00	682.04
NHCW-20	709.03	05/31/2021	ND	27.22	0.00	681.81
NHCW-20	709.03	06/07/2021	ND	27.51	0.00	681.52
NHCW-20	709.03	06/14/2021	ND	27.60	0.00	681.43
NHCW-20	709.03	06/21/2021	ND	27.83	0.00	681.20
NHCW-20	709.03	07/01/2021	ND	27.98	0.00	681.05
NHCW-20	709.03	07/06/2021	ND	28.14	0.00	680.89
NHCW-20	709.03	07/14/2021	ND	28.25	0.00	680.78
NHCW-20	709.03	07/28/2021	ND	28.65	0.00	680.38

Table 4
Summary of Recovery Well Gauging Data

Colonial Pipeline Company
2020-L1-SR2448
Huntersville, North Carolina

Well ID	Top Of Casing Elevation[1]	Date	Depth to Free Product (ft btoc)	Depth to Groundwater (ft btoc)	Free Product Thickness (ft)	Groundwater Elevation[2] (ft btoc)
NHCW-20	709.03	08/02/2021	ND	29.09	0.00	679.94
NHCW-20	709.03	08/16/2021	ND	29.62	0.00	679.41
NHCW-20	709.03	08/26/2021	ND	30.15	0.00	678.88
NHCW-20	709.03	08/30/2021	ND	36.52	0.00	672.51
NHCW-20	709.03	09/14/2021	ND	31.33	0.00	677.70
NHCW-20	709.03	09/23/2021	ND	31.68	0.00	677.35
NHCW-20	709.03	10/06/2021	ND	32.72	0.00	676.31
NHCW-20	709.03	10/12/2021	ND	33.00	0.00	676.03
NHCW-20	709.03	10/18/2021	ND	33.29	0.00	675.74
NHCW-20	709.03	10/27/2021	ND	33.43	0.00	675.60
NHCW-20	709.03	11/01/2021	ND	33.59	0.00	675.44
NHCW-20	709.03	11/15/2021	ND	34.87	0.00	674.16
NHCW-20	709.03	11/22/2021	ND	35.42	0.00	673.61
NHCW-20	709.03	11/30/2021	ND	35.55	0.00	673.48
NHCW-20	709.03	12/06/2021	ND	36.02	0.00	673.01
NHCW-20	709.03	12/13/2021	ND	36.39	0.00	672.64
NHCW-20	709.03	12/20/2021	ND	36.62	0.00	672.41
NHCW-20	709.03	12/28/2021	ND	36.21	0.00	672.82
NHCW-20	709.03	01/04/2022	ND	36.81	0.00	672.22
NHCW-20	709.03	01/10/2022	ND	36.93	0.00	672.10
NHCW-20	709.03	01/27/2022	ND	36.58	0.00	672.45
NHCW-20	709.03	01/31/2022	ND	36.51	0.00	672.52
NHCW-20	709.03	02/09/2022	ND	36.82	0.00	672.21
NHCW-20	709.03	02/14/2022	ND	37.04	0.00	671.99
NHCW-21						
NHCW-21	709.90	02/16/2021	ND	31.29	0.00	678.61
NHCW-21	709.90	02/22/2021	ND	27.03	0.00	682.87
NHCW-21	709.90	03/04/2021	NM	NM	NM	NM
NHCW-21	709.90	03/08/2021	ND	26.97	0.00	682.93
NHCW-21	709.90	03/15/2021	ND	27.00	0.00	682.9
NHCW-21	709.90	03/22/2021	ND	26.96	0.00	682.94
NHCW-21	709.90	04/01/2021	ND	26.62	0.00	683.28
NHCW-21	709.90	04/12/2021	ND	26.81	0.00	683.09
NHCW-21	709.90	04/19/2021	ND	27.17	0.00	682.73
NHCW-21	709.90	04/29/2021	ND	27.32	0.00	682.58
NHCW-21	709.90	05/03/2021	ND	27.35	0.00	682.55
NHCW-21	709.90	05/10/2021	ND	27.51	0.00	682.39
NHCW-21	709.90	05/18/2021	ND	27.57	0.00	682.33
NHCW-21	709.90	05/26/2021	ND	27.69	0.00	682.21
NHCW-21	709.90	05/31/2021	ND	27.91	0.00	681.99
NHCW-21	709.90	06/07/2021	ND	28.14	0.00	681.76
NHCW-21	709.90	06/14/2021	ND	28.22	0.00	681.68
NHCW-21	709.90	06/21/2021	ND	28.43	0.00	681.47
NHCW-21	709.90	07/01/2021	ND	28.55	0.00	681.35
NHCW-21	709.90	07/06/2021	ND	28.73	0.00	681.17

Table 4
Summary of Recovery Well Gauging Data

Colonial Pipeline Company
2020-L1-SR2448
Huntersville, North Carolina

Well ID	Top Of Casing Elevation[1]	Date	Depth to Free Product (ft btoc)	Depth to Groundwater (ft btoc)	Free Product Thickness (ft)	Groundwater Elevation[2] (ft btoc)
NHCW-21	709.90	07/14/2021	ND	28.81	0.00	681.09
NHCW-21	709.90	07/28/2021	ND	29.2	0.00	680.7
NHCW-21	709.90	08/02/2021	ND	29.6	0.00	680.3
NHCW-21	709.90	08/16/2021	ND	30.18	0.00	679.72
NHCW-21	709.90	08/26/2021	ND	30.66	0.00	679.24
NHCW-21	709.90	08/30/2021	ND	31.00	0.00	678.9
NHCW-21	709.90	09/14/2021	ND	31.82	0.00	678.08
NHCW-21	709.90	09/23/2021	ND	32.15	0.00	677.75
NHCW-21	709.90	10/06/2021	ND	33.18	0.00	676.72
NHCW-21	709.90	10/12/2021	ND	33.45	0.00	676.45
NHCW-21	709.90	10/18/2021	ND	33.74	0.00	676.16
NHCW-21	709.90	10/27/2021	ND	33.85	0.00	676.05
NHCW-21	709.90	11/01/2021	ND	34.04	0.00	675.86
NHCW-21	709.90	11/15/2021	ND	35.31	0.00	674.59
NHCW-21	709.90	11/22/2021	ND	35.86	0.00	674.04
NHCW-21	709.90	11/30/2021	ND	36.05	0.00	673.85
NHCW-21	709.90	12/06/2021	ND	36.47	0.00	674.59
NHCW-21	709.90	12/13/2021	ND	36.87	0.00	673.03
NHCW-21	709.90	12/20/2021	ND	37.12	0.00	672.78
NHCW-21	709.90	12/28/2021	ND	36.72	0.00	673.18
NHCW-21	709.90	01/04/2022	ND	37.32	0.00	674.59
NHCW-21	709.90	01/10/2022	ND	37.47	0.00	672.43
NHCW-21	709.90	01/27/2022	ND	37.18	0.00	672.72
NHCW-21	709.90	01/31/2022	ND	37.14	0.00	672.76
NHCW-21	709.90	02/09/2022	ND	37.45	0.00	672.45
NHCW-21	709.90	02/14/2022	ND	37.72	0.00	672.18
NHCW-22						
NHCW-22	712.70	02/16/2021	ND	29.58	0.00	683.12
NHCW-22	712.70	02/22/2021	ND	30.14	0.00	682.56
NHCW-22	712.70	03/04/2021	ND	30.11	0.00	682.59
NHCW-22	712.70	03/08/2021	ND	30.02	0.00	682.68
NHCW-22	712.70	03/15/2021	ND	29.98	0.00	682.72
NHCW-22	712.70	03/22/2021	ND	30.01	0.00	682.69
NHCW-22	712.70	04/01/2021	ND	29.72	0.00	682.98
NHCW-22	712.70	04/12/2021	ND	29.83	0.00	682.87
NHCW-22	712.70	04/19/2021	ND	30.03	0.00	682.67
NHCW-22	712.70	04/29/2021	ND	29.99	0.00	682.71
NHCW-22	712.70	05/03/2021	ND	29.98	0.00	682.72
NHCW-22	712.70	05/10/2021	ND	30.10	0.00	682.60
NHCW-22	712.70	05/18/2021	ND	30.13	0.00	682.57
NHCW-22	712.70	05/26/2021	ND	30.21	0.00	682.49
NHCW-22	712.70	05/31/2021	ND	30.37	0.00	682.33
NHCW-22	712.70	06/07/2021	ND	30.62	0.00	682.08
NHCW-22	712.70	06/14/2021	ND	30.66	0.00	682.04
NHCW-22	712.70	06/21/2021	ND	30.83	0.00	681.87

Table 4
Summary of Recovery Well Gauging Data

Colonial Pipeline Company
2020-L1-SR2448
Huntersville, North Carolina

Well ID	Top Of Casing Elevation[1]	Date	Depth to Free Product (ft btoc)	Depth to Groundwater (ft btoc)	Free Product Thickness (ft)	Groundwater Elevation[2] (ft btoc)
NHCW-22	712.70	07/01/2021	ND	30.91	0.00	681.79
NHCW-22	712.70	07/06/2021	ND	31.12	0.00	681.58
NHCW-22	712.70	07/14/2021	ND	31.15	0.00	681.55
NHCW-22	712.70	07/28/2021	ND	31.53	0.00	681.17
NHCW-22	712.70	08/02/2021	ND	31.95	0.00	680.75
NHCW-22	712.70	08/16/2021	ND	32.44	0.00	680.26
NHCW-22	712.70	08/26/2021	ND	32.85	0.00	679.85
NHCW-22	712.70	08/30/2021	ND	32.23	0.00	680.47
NHCW-22	712.70	09/14/2021	ND	34.12	0.00	678.58
NHCW-22	712.70	09/23/2021	ND	34.32	0.00	678.38
NHCW-22	712.70	10/06/2021	ND	35.32	0.00	677.38
NHCW-22	712.70	10/12/2021	ND	35.55	0.00	677.15
NHCW-22	712.70	10/18/2021	ND	35.83	0.00	676.87
NHCW-22	712.70	10/27/2021	ND	35.85	0.00	676.85
NHCW-22	712.70	11/01/2021	ND	36.08	0.00	676.62
NHCW-22	712.70	11/15/2021	ND	37.44	0.00	675.26
NHCW-22	712.70	11/22/2021	ND	37.96	0.00	674.74
NHCW-22	712.70	11/30/2021	ND	38.09	0.00	674.61
NHCW-22	712.70	12/06/2021	ND	38.55	0.00	674.15
NHCW-22	712.70	12/13/2021	ND	38.91	0.00	673.79
NHCW-22	712.70	12/20/2021	ND	39.16	0.00	673.54
NHCW-22	712.70	12/28/2021	ND	38.70	0.00	674.00
NHCW-22	712.70	01/04/2022	ND	39.43	0.00	673.27
NHCW-22	712.70	01/10/2022	ND	39.70	0.00	673.00
NHCW-22	712.70	01/27/2022	ND	39.30	0.00	673.40
NHCW-22	712.70	01/31/2022	ND	39.38	0.00	673.32
NHCW-22	712.70	02/09/2022	ND	39.68	0.00	673.02
NHCW-22	712.70	02/14/2022	ND	40.08	0.00	672.62
NHCW-23						
NHCW-23	715.10	02/16/2021	ND	31.68	0.00	683.42
NHCW-23	715.10	02/22/2021	ND	32.55	0.00	682.55
NHCW-23	715.10	03/04/2021	ND	32.95	0.00	682.15
NHCW-23	715.10	03/08/2021	ND	32.40	0.00	682.70
NHCW-23	715.10	03/15/2021	ND	32.35	0.00	682.75
NHCW-23	715.10	03/22/2021	ND	32.39	0.00	682.71
NHCW-23	715.10	04/01/2021	ND	32.15	0.00	682.95
NHCW-23	715.10	04/12/2021	ND	32.20	0.00	682.90
NHCW-23	715.10	04/19/2021	ND	32.32	0.00	682.78
NHCW-23	715.10	04/29/2021	ND	32.26	0.00	682.84
NHCW-23	715.10	05/03/2021	ND	32.24	0.00	682.86
NHCW-23	715.10	05/10/2021	ND	32.32	0.00	682.78
NHCW-23	715.10	05/18/2021	ND	32.32	0.00	682.78
NHCW-23	715.10	05/26/2021	ND	32.43	0.00	682.67
NHCW-23	715.10	05/31/2021	ND	32.54	0.00	682.56
NHCW-23	715.10	06/07/2021	ND	32.78	0.00	682.32

Table 4
Summary of Recovery Well Gauging Data

Colonial Pipeline Company
2020-L1-SR2448
Huntersville, North Carolina

Well ID	Top Of Casing Elevation[1]	Date	Depth to Free Product (ft btoc)	Depth to Groundwater (ft btoc)	Free Product Thickness (ft)	Groundwater Elevation[2] (ft btoc)
NHCW-23	715.10	06/14/2021	ND	32.80	0.00	682.30
NHCW-23	715.10	06/21/2021	ND	32.98	0.00	682.12
NHCW-23	715.10	07/01/2021	ND	33.02	0.00	682.08
NHCW-23	715.10	07/06/2021	ND	33.23	0.00	681.87
NHCW-23	715.10	07/14/2021	ND	33.23	0.00	681.87
NHCW-23	715.10	07/28/2021	ND	33.64	0.00	681.46
NHCW-23	715.10	08/02/2021	ND	34.07	0.00	681.03
NHCW-23	715.10	08/16/2021	ND	34.50	0.00	680.60
NHCW-23	715.10	08/26/2021	ND	34.90	0.00	680.20
NHCW-23	715.10	08/30/2021	ND	35.25	0.00	679.85
NHCW-23	715.10	09/14/2021	ND	36.12	0.00	678.98
NHCW-23	715.10	09/23/2021	ND	36.34	0.00	678.76
NHCW-23	715.10	10/06/2021	ND	37.28	0.00	677.82
NHCW-23	715.10	10/12/2021	ND	37.54	0.00	677.56
NHCW-23	715.10	10/18/2021	ND	37.78	0.00	677.32
NHCW-23	715.10	10/27/2021	ND	37.83	0.00	677.27
NHCW-23	715.10	11/01/2021	ND	38.08	0.00	677.02
NHCW-23	715.10	11/15/2021	ND	39.35	0.00	675.75
NHCW-23	715.10	11/22/2021	ND	39.90	0.00	675.20
NHCW-23	715.10	11/30/2021	ND	40.06	0.00	675.04
NHCW-23	715.10	12/06/2021	ND	40.47	0.00	674.63
NHCW-23	715.10	12/13/2021	ND	40.85	0.00	674.25
NHCW-23	715.10	12/20/2021	ND	41.08	0.00	674.02
NHCW-23	715.10	12/28/2021	ND	40.70	0.00	674.40
NHCW-23	715.10	01/04/2022	ND	41.42	0.00	673.68
NHCW-23	715.10	01/10/2022	ND	41.73	0.00	673.37
NHCW-23	715.10	01/27/2022	ND	41.35	0.00	673.75
NHCW-23	715.10	01/31/2022	ND	41.44	0.00	673.66
NHCW-23	715.10	02/09/2022	ND	41.81	0.00	673.29
NHCW-23	715.10	02/14/2022	ND	42.22	0.00	672.88
NHCW-24						
NHCW-24	717.38	02/16/2021	ND	34.91	0.00	682.47
NHCW-24	717.38	02/22/2021	ND	34.77	0.00	682.61
NHCW-24	717.38	03/04/2021	ND	NM	NM	NM
NHCW-24	717.38	03/08/2021	ND	35.61	0.00	681.77
NHCW-24	717.38	03/15/2021	ND	34.54	0.00	682.84
NHCW-24	717.38	03/22/2021	ND	34.55	0.00	682.83
NHCW-24	717.38	04/01/2021	ND	34.32	0.00	683.06
NHCW-24	717.38	04/12/2021	ND	34.32	0.00	683.06
NHCW-24	717.38	04/19/2021	ND	34.40	0.00	682.98
NHCW-24	717.38	04/29/2021	ND	34.30	0.00	683.08
NHCW-24	717.38	05/03/2021	ND	34.26	0.00	683.12
NHCW-24	717.38	05/10/2021	ND	34.31	0.00	683.07
NHCW-24	717.38	05/18/2021	ND	34.30	0.00	683.08
NHCW-24	717.38	05/26/2021	ND	34.34	0.00	683.04

Table 4
Summary of Recovery Well Gauging Data

Colonial Pipeline Company
2020-L1-SR2448
Huntersville, North Carolina

Well ID	Top Of Casing Elevation[1]	Date	Depth to Free Product (ft btoc)	Depth to Groundwater (ft btoc)	Free Product Thickness (ft)	Groundwater Elevation[2] (ft btoc)
NHCW-24	717.38	05/31/2021	ND	34.50	0.00	682.88
NHCW-24	717.38	06/07/2021	ND	34.72	0.00	682.66
NHCW-24	717.38	06/14/2021	ND	34.74	0.00	682.64
NHCW-24	717.38	06/21/2021	ND	34.92	0.00	682.46
NHCW-24	717.38	07/01/2021	ND	34.98	0.00	682.40
NHCW-24	717.38	07/06/2021	ND	35.20	0.00	682.18
NHCW-24	717.38	07/14/2021	ND	35.23	0.00	682.15
NHCW-24	717.38	07/28/2021	ND	35.56	0.00	681.82
NHCW-24	717.38	08/02/2021	ND	35.97	0.00	681.41
NHCW-24	717.38	08/16/2021	ND	36.40	0.00	680.98
NHCW-24	717.38	08/26/2021	ND	36.56	0.00	680.82
NHCW-24	717.38	08/30/2021	ND	37.06	0.00	680.32
NHCW-24	717.38	09/14/2021	ND	37.92	0.00	679.46
NHCW-24	717.38	09/23/2021	ND	38.13	0.00	679.25
NHCW-24	717.38	10/06/2021	ND	38.98	0.00	678.40
NHCW-24	717.38	10/12/2021	ND	39.21	0.00	678.17
NHCW-24	717.38	10/18/2021	ND	39.41	0.00	677.97
NHCW-24	717.38	10/27/2021	ND	39.55	0.00	677.83
NHCW-24	717.38	11/01/2021	ND	39.82	0.00	677.56
NHCW-24	717.38	11/15/2021	ND	41.01	0.00	676.37
NHCW-24	717.38	11/22/2021	ND	41.50	0.00	675.88
NHCW-24	717.38	11/30/2021	ND	41.63	0.00	675.75
NHCW-24	717.38	12/06/2021	ND	42.03	0.00	675.35
NHCW-24	717.38	12/13/2021	ND	42.40	0.00	674.98
NHCW-24	717.38	12/20/2021	ND	42.62	0.00	674.76
NHCW-24	717.38	12/28/2021	ND	42.26	0.00	675.12
NHCW-24	717.38	01/04/2022	ND	43.20	0.00	674.18
NHCW-24	717.38	01/10/2022	ND	43.50	0.00	673.88
NHCW-24	717.38	01/27/2022	ND	42.91	0.00	674.47
NHCW-24	717.38	01/31/2022	ND	43.23	0.00	674.15
NHCW-24	717.38	02/09/2022	ND	43.49	0.00	673.89
NHCW-24	717.38	02/14/2022	ND	44.19	0.00	673.19
NHCW-25						
NHCW-25	720.83	02/16/2021	ND	36.40	0.00	684.43
NHCW-25	720.83	02/22/2021	ND	38.02	0.00	682.81
NHCW-25	720.83	03/04/2021	ND	38.22	0.00	682.61
NHCW-25	720.83	03/08/2021	ND	37.93	0.00	682.90
NHCW-25	720.83	03/15/2021	ND	37.82	0.00	683.01
NHCW-25	720.83	03/22/2021	ND	37.80	0.00	683.03
NHCW-25	720.83	04/01/2021	ND	37.60	0.00	683.23
NHCW-25	720.83	04/12/2021	ND	37.51	0.00	683.32
NHCW-25	720.83	04/19/2021	ND	37.57	0.00	683.26
NHCW-25	720.83	04/29/2021	ND	37.36	0.00	683.47
NHCW-25	720.83	05/03/2021	ND	37.34	0.00	683.49
NHCW-25	720.83	05/10/2021	ND	37.35	0.00	683.48

Table 4
Summary of Recovery Well Gauging Data

Colonial Pipeline Company
2020-L1-SR2448
Huntersville, North Carolina

Well ID	Top Of Casing Elevation[1]	Date	Depth to Free Product (ft btoc)	Depth to Groundwater (ft btoc)	Free Product Thickness (ft)	Groundwater Elevation[2] (ft btoc)
NHCW-25	720.83	05/18/2021	ND	37.36	0.00	683.47
NHCW-25	720.83	05/26/2021	ND	37.43	0.00	683.40
NHCW-25	720.83	05/31/2021	ND	37.51	0.00	683.32
NHCW-25	720.83	06/07/2021	ND	37.74	0.00	683.09
NHCW-25	720.83	06/14/2021	ND	37.76	0.00	683.07
NHCW-25	720.83	06/21/2021	ND	37.95	0.00	682.88
NHCW-25	720.83	07/01/2021	ND	38.00	0.00	682.83
NHCW-25	720.83	07/06/2021	ND	38.22	0.00	682.61
NHCW-25	720.83	07/14/2021	ND	38.26	0.00	682.57
NHCW-25	720.83	07/28/2021	ND	38.59	0.00	682.24
NHCW-25	720.83	08/02/2021	ND	38.99	0.00	681.84
NHCW-25	720.83	08/16/2021	ND	39.35	0.00	681.48
NHCW-25	720.83	08/26/2021	ND	39.69	0.00	681.14
NHCW-25	720.83	08/30/2021	ND	39.95	0.00	680.88
NHCW-25	720.83	09/14/2021	ND	40.73	0.00	680.10
NHCW-25	720.83	09/23/2021	ND	40.94	0.00	679.89
NHCW-25	720.83	10/06/2021	ND	41.72	0.00	679.11
NHCW-25	720.83	10/12/2021	ND	41.94	0.00	678.89
NHCW-25	720.83	10/18/2021	ND	42.18	0.00	678.65
NHCW-25	720.83	10/27/2021	ND	42.30	0.00	678.53
NHCW-25	720.83	11/01/2021	ND	42.57	0.00	678.26
NHCW-25	720.83	11/15/2021	ND	43.62	0.00	677.21
NHCW-25	720.83	11/22/2021	ND	44.08	0.00	676.75
NHCW-25	720.83	11/30/2021	44.12	44.48	0.36	676.61
NHCW-25	720.83	12/06/2021	44.27	44.30	0.03	676.55
NHCW-25	720.83	12/13/2021	NM	NM	NM	NM
NHCW-25	720.83	12/20/2021	44.75	45.90	1.15	675.77
NHCW-25	720.83	12/28/2021	44.55	45.55	1.00	676.01
NHCW-25	720.83	01/04/2022	ARP	ARP	ARP	ARP
NHCW-25	720.83	01/10/2022	ARP	ARP	ARP	ARP
NHCW-25	720.83	01/27/2022	45.03	45.52	0.49	675.66
NHCW-26						
NHCW-26	723.09	02/16/2021	ND	37.23	0.00	685.86
NHCW-26	723.09	02/22/2021	ND	39.46	0.00	683.63
NHCW-26	723.09	03/04/2021	ND	39.44	0.00	683.65
NHCW-26	723.09	03/08/2021	ND	39.45	0.00	683.64
NHCW-26	723.09	03/15/2021	ND	39.31	0.00	683.78
NHCW-26	723.09	03/22/2021	ND	39.26	0.00	683.83
NHCW-26	723.09	04/01/2021	ND	39.12	0.00	683.97
NHCW-26	723.09	04/12/2021	ND	38.94	0.00	684.15
NHCW-26	723.09	04/19/2021	ND	38.91	0.00	684.18
NHCW-26	723.09	04/29/2021	ND	38.72	0.00	684.37
NHCW-26	723.09	05/03/2021	ND	38.62	0.00	684.47
NHCW-26	723.09	05/10/2021	ND	38.61	0.00	684.48
NHCW-26	723.09	05/18/2021	ND	38.59	0.00	684.50

Table 4
Summary of Recovery Well Gauging Data

Colonial Pipeline Company
2020-L1-SR2448
Huntersville, North Carolina

Well ID	Top Of Casing Elevation[1]	Date	Depth to Free Product (ft btoc)	Depth to Groundwater (ft btoc)	Free Product Thickness (ft)	Groundwater Elevation[2] (ft btoc)
NHCW-26	723.09	05/26/2021	ND	38.60	0.00	684.49
NHCW-26	723.09	05/31/2021	ND	38.67	0.00	684.42
NHCW-26	723.09	06/07/2021	ND	38.77	0.00	684.32
NHCW-26	723.09	06/14/2021	ND	38.82	0.00	684.27
NHCW-26	723.09	06/21/2021	ND	38.98	0.00	684.11
NHCW-26	723.09	07/01/2021	ND	39.06	0.00	684.03
NHCW-26	723.09	07/06/2021	ND	39.23	0.00	683.86
NHCW-26	723.09	07/14/2021	ND	39.33	0.00	683.76
NHCW-26	723.09	07/28/2021	ND	39.63	0.00	683.46
NHCW-26	723.09	08/02/2021	ND	39.92	0.00	683.17
NHCW-26	723.09	08/16/2021	ND	40.24	0.00	682.85
NHCW-26	723.09	08/26/2021	ND	40.57	0.00	682.52
NHCW-26	723.09	08/30/2021	ND	40.69	0.00	682.40
NHCW-26	723.09	09/14/2021	ND	41.25	0.00	681.84
NHCW-26	723.09	09/23/2021	ND	41.63	0.00	681.46
NHCW-26	723.09	10/06/2021	ND	42.17	0.00	680.92
NHCW-26	723.09	10/12/2021	ND	42.33	0.00	680.76
NHCW-26	723.09	10/18/2021	ND	42.57	0.00	680.52
NHCW-26	723.09	10/27/2021	ND	42.79	0.00	680.30
NHCW-26	723.09	11/01/2021	ND	42.98	0.00	680.11
NHCW-26	723.09	11/15/2021	ND	43.82	0.00	679.27
NHCW-26	723.09	11/22/2021	ND	44.20	0.00	678.89
NHCW-26	723.09	11/30/2021	ND	44.34	0.00	678.75
NHCW-26	723.09	12/06/2021	ND	44.62	0.00	678.47
NHCW-26	723.09	12/13/2021	ND	44.98	0.00	678.11
NHCW-26	723.09	12/20/2021	ND	45.25	0.00	677.84
NHCW-26	723.09	12/28/2021	ND	45.05	0.00	678.04
NHCW-26	723.09	01/04/2022	ND	45.91	0.00	677.18
NHCW-26	723.09	01/10/2022	ND	46.65	0.00	676.44
NHCW-26	723.09	01/27/2022	ND	45.95	0.00	677.14
NHCW-26	723.09	01/31/2022	ND	46.63	0.00	676.46
NHCW-26	723.09	02/09/2022	ND	47.38	0.00	675.71
NHCW-26	723.09	02/14/2022	ND	48.21	0.00	674.88
NHCW-27						
NHCW-27	724.18	02/22/2021	ND	40.08	0.00	684.10
NHCW-27	724.18	03/04/2021	ND	40.05	0.00	684.13
NHCW-27	724.18	03/08/2021	ND	40.06	0.00	684.12
NHCW-27	724.18	03/15/2021	ND	39.95	0.00	684.23
NHCW-27	724.18	03/22/2021	ND	39.92	0.00	684.26
NHCW-27	724.18	04/01/2021	ND	39.77	0.00	684.41
NHCW-27	724.18	04/12/2021	ND	39.62	0.00	684.56
NHCW-27	724.18	04/19/2021	ND	39.62	0.00	684.56
NHCW-27	724.18	04/29/2021	ND	39.39	0.00	684.79
NHCW-27	724.18	05/03/2021	ND	39.31	0.00	684.87
NHCW-27	724.18	05/10/2021	ND	39.27	0.00	684.91

Table 4
Summary of Recovery Well Gauging Data

Colonial Pipeline Company
2020-L1-SR2448
Huntersville, North Carolina

Well ID	Top Of Casing Elevation[1]	Date	Depth to Free Product (ft btoc)	Depth to Groundwater (ft btoc)	Free Product Thickness (ft)	Groundwater Elevation[2] (ft btoc)
NHCW-27	724.18	05/18/2021	ND	39.22	0.00	684.96
NHCW-27	724.18	05/26/2021	ND	39.23	0.00	684.95
NHCW-27	724.18	05/31/2021	ND	39.29	0.00	684.89
NHCW-27	724.18	06/07/2021	ND	39.41	0.00	684.77
NHCW-27	724.18	06/14/2021	ND	39.44	0.00	684.74
NHCW-27	724.18	06/21/2021	ND	39.60	0.00	684.58
NHCW-27	724.18	07/01/2021	ND	39.68	0.00	684.50
NHCW-27	724.18	07/06/2021	ND	39.85	0.00	684.33
NHCW-27	724.18	07/14/2021	ND	40.61	0.00	683.57
NHCW-27	724.18	07/28/2021	ND	40.20	0.00	683.98
NHCW-27	724.18	08/02/2021	ND	40.51	0.00	683.67
NHCW-27	724.18	08/16/2021	ND	40.85	0.00	683.33
NHCW-27	724.18	08/26/2021	ND	41.10	0.00	683.08
NHCW-27	724.18	08/30/2021	ND	41.26	0.00	682.92
NHCW-27	724.18	09/14/2021	ND	41.90	0.00	682.28
NHCW-27	724.18	09/23/2021	ND	42.12	0.00	682.06
NHCW-27	724.18	10/06/2021	ND	42.72	0.00	681.46
NHCW-27	724.18	10/12/2021	ND	42.89	0.00	681.29
NHCW-27	724.18	10/18/2021	ND	43.11	0.00	681.07
NHCW-27	724.18	10/27/2021	ND	43.28	0.00	680.90
NHCW-27	724.18	11/01/2021	ND	43.52	0.00	680.66
NHCW-27	724.18	11/15/2021	ND	44.42	0.00	679.76
NHCW-27	724.18	11/22/2021	ND	44.85	0.00	679.33
NHCW-27	724.18	11/30/2021	ND	44.90	0.00	679.28
NHCW-27	724.18	12/06/2021	ND	45.27	0.00	678.91
NHCW-27	724.18	12/13/2021	ND	45.60	0.00	678.58
NHCW-27	724.18	12/20/2021	ND	45.87	0.00	678.31
NHCW-27	724.18	12/28/2021	ND	45.59	0.00	678.59
NHCW-27	724.18	01/04/2022	ND	46.33	0.00	677.85
NHCW-27	724.18	01/10/2022	ND	46.50	0.00	677.68
NHCW-27	724.18	01/27/2022	ND	46.26	0.00	677.92
NHCW-27	724.18	01/31/2022	ND	46.42	0.00	677.76
NHCW-27	724.18	02/09/2022	ND	46.63	0.00	677.55
NHCW-27	724.18	02/14/2022	ND	47.03	0.00	677.15
NHCW-28						
NHCW-28	725.46	02/16/2021	ND	38.22	0.00	687.24
NHCW-28	725.46	02/22/2021	ND	39.54	0.00	685.92
NHCW-28	725.46	03/04/2021	ND	38.51	0.00	686.95
NHCW-28	725.46	03/08/2021	ND	39.55	0.00	685.91
NHCW-28	725.46	03/15/2021	ND	39.45	0.00	686.01
NHCW-28	725.46	03/22/2021	ND	39.47	0.00	685.99
NHCW-28	725.46	04/01/2021	ND	39.34	0.00	686.12
NHCW-28	725.46	04/12/2021	ND	39.26	0.00	686.20
NHCW-28	725.46	04/19/2021	ND	39.28	0.00	686.18
NHCW-28	725.46	04/29/2021	ND	39.10	0.00	686.36

Table 4
Summary of Recovery Well Gauging Data

Colonial Pipeline Company
2020-L1-SR2448
Huntersville, North Carolina

Well ID	Top Of Casing Elevation[1]	Date	Depth to Free Product (ft btoc)	Depth to Groundwater (ft btoc)	Free Product Thickness (ft)	Groundwater Elevation[2] (ft btoc)
NHCW-28	725.46	05/03/2021	ND	39.03	0.00	686.43
NHCW-28	725.46	05/10/2021	ND	39.04	0.00	686.42
NHCW-28	725.46	05/18/2021	ND	39.01	0.00	686.45
NHCW-28	725.46	05/26/2021	ND	39.01	0.00	686.45
NHCW-28	725.46	05/31/2021	ND	39.04	0.00	686.42
NHCW-28	725.46	06/07/2021	ND	39.15	0.00	686.31
NHCW-28	725.46	06/14/2021	ND	39.12	0.00	686.34
NHCW-28	725.46	06/21/2021	ND	39.32	0.00	686.14
NHCW-28	725.46	07/01/2021	ND	39.33	0.00	686.13
NHCW-28	725.46	07/06/2021	ND	39.45	0.00	686.01
NHCW-28	725.46	07/14/2021	ND	40.46	0.00	685.00
NHCW-28	725.46	07/28/2021	ND	39.79	0.00	685.67
NHCW-28	725.46	08/02/2021	ND	40.13	0.00	685.33
NHCW-28	725.46	08/16/2021	ND	40.44	0.00	685.02
NHCW-28	725.46	08/26/2021	ND	40.64	0.00	684.82
NHCW-28	725.46	08/30/2021	ND	40.85	0.00	684.61
NHCW-28	725.46	09/14/2021	ND	41.45	0.00	684.01
NHCW-28	725.46	09/23/2021	ND	41.67	0.00	683.79
NHCW-28	725.46	10/06/2021	ND	42.16	0.00	683.30
NHCW-28	725.46	10/12/2021	ND	42.33	0.00	683.13
NHCW-28	725.46	10/18/2021	ND	42.51	0.00	682.95
NHCW-28	725.46	10/27/2021	ND	42.62	0.00	682.84
NHCW-28	725.46	11/01/2021	ND	42.87	0.00	682.59
NHCW-28	725.46	11/15/2021	ND	43.88	0.00	681.58
NHCW-28	725.46	11/22/2021	ND	44.39	0.00	681.07
NHCW-28	725.46	11/30/2021	ND	44.34	0.00	681.12
NHCW-28	725.46	12/06/2021	ND	44.78	0.00	680.68
NHCW-28	725.46	12/13/2021	ND	45.09	0.00	680.37
NHCW-28	725.46	12/20/2021	ND	45.33	0.00	680.13
NHCW-28	725.46	12/28/2021	ND	44.99	0.00	680.47
NHCW-28	725.46	01/04/2022	ND	45.81	0.00	679.65
NHCW-28	725.46	01/10/2022	ND	46.00	0.00	679.46
NHCW-28	725.46	01/27/2022	ND	45.67	0.00	679.79
NHCW-28	725.46	01/31/2022	ND	45.80	0.00	679.66
NHCW-28	725.46	02/09/2022	ND	46.04	0.00	679.42
NHCW-28	725.46	02/14/2022	ND	46.42	0.00	679.04

Table 4
Summary of Recovery Well Gauging Data

Colonial Pipeline Company
2020-L1-SR2448
Huntersville, North Carolina

Well ID	Top Of Casing Elevation[1]	Date	Depth to Free Product (ft btoc)	Depth to Groundwater (ft btoc)	Free Product Thickness (ft)	Groundwater Elevation[2] (ft btoc)
NHCW-29						
NHCW-29	728.13	02/22/2021	ND	40.76	0.00	687.37
NHCW-29	728.13	03/04/2021	ND	38.73	0.00	689.40
NHCW-29	728.13	03/08/2021	ND	40.79	0.00	687.34
NHCW-29	728.13	03/15/2021	ND	40.68	0.00	687.45
NHCW-29	728.13	03/22/2021	ND	40.67	0.00	687.46
NHCW-29	728.13	04/01/2021	ND	40.60	0.00	687.53
NHCW-29	728.13	04/12/2021	ND	40.49	0.00	687.64
NHCW-29	728.13	04/19/2021	ND	40.56	0.00	687.57
NHCW-29	728.13	04/29/2021	ND	40.33	0.00	687.80
NHCW-29	728.13	05/03/2021	ND	40.27	0.00	687.86
NHCW-29	728.13	05/10/2021	ND	40.25	0.00	687.88
NHCW-29	728.13	05/18/2021	ND	40.21	0.00	687.92
NHCW-29	728.13	05/26/2021	ND	40.28	0.00	687.85
NHCW-29	728.13	05/31/2021	ND	40.24	0.00	687.89
NHCW-29	728.13	06/07/2021	ND	40.34	0.00	687.79
NHCW-29	728.13	06/14/2021	ND	40.32	0.00	687.81
NHCW-29	728.13	06/21/2021	ND	40.46	0.00	687.67
NHCW-29	728.13	07/01/2021	ND	40.50	0.00	687.63
NHCW-29	728.13	07/06/2021	ND	40.61	0.00	687.52
NHCW-29	728.13	07/14/2021	ND	40.68	0.00	687.45
NHCW-29	728.13	07/28/2021	ND	40.94	0.00	687.19
NHCW-29	728.13	08/02/2021	ND	41.22	0.00	686.91
NHCW-29	728.13	08/16/2021	ND	51.49	0.00	676.64
NHCW-29	728.13	08/26/2021	ND	41.72	0.00	686.41
NHCW-29	728.13	08/30/2021	ND	41.79	0.00	686.34
NHCW-29	728.13	09/14/2021	ND	42.31	0.00	685.82
NHCW-29	728.13	09/23/2021	ND	42.55	0.00	685.58
NHCW-29	728.13	10/06/2021	ND	42.87	0.00	685.26
NHCW-29	728.13	10/12/2021	ND	43.02	0.00	685.11
NHCW-29	728.13	10/18/2021	ND	43.18	0.00	684.95
NHCW-29	728.13	10/27/2021	ND	43.33	0.00	684.80
NHCW-29	728.13	11/01/2021	ND	43.50	0.00	684.63
NHCW-29	728.13	11/15/2021	ND	44.10	0.00	684.03
NHCW-29	728.13	11/22/2021	ND	44.42	0.00	683.71
NHCW-29	728.13	11/30/2021	ND	44.67	0.00	683.46
NHCW-29	728.13	12/06/2021	ND	44.80	0.00	683.33
NHCW-29	728.13	12/13/2021	ND	45.26	0.00	682.87
NHCW-29	728.13	12/20/2021	ND	45.34	0.00	682.79
NHCW-29	728.13	12/28/2021	ND	45.34	0.00	682.79

Table 4
Summary of Recovery Well Gauging Data

Colonial Pipeline Company
2020-L1-SR2448
Huntersville, North Carolina

Well ID	Top Of Casing Elevation[1]	Date	Depth to Free Product (ft btoc)	Depth to Groundwater (ft btoc)	Free Product Thickness (ft)	Groundwater Elevation[2] (ft btoc)
NHCW-29	728.13	01/04/2022	ND	45.80	0.00	682.33
NHCW-29	728.13	01/10/2022	ND	45.97	0.00	682.16
NHCW-29	728.13	01/27/2022	ND	46.03	0.00	682.10
NHCW-29	728.13	01/31/2022	ND	46.15	0.00	681.98
NHCW-29	728.13	02/09/2022	ND	46.39	0.00	681.74
NHCW-29	728.13	02/14/2022	ND	46.60	0.00	681.53

Notes:
ft btoc = Feet Below Top of Casing
N/A = Not Applicable
RW = Recovery Well
HCW = Hydraulic Control Well
NCHW = North Hydraulic Control Well
ND = No free product was detected in well
NW = No water measured; well contained product only
Dry = Well was dry; no free product or water detected in well
ARP = Active Recovery Pump in Well
NM = Not Measured
[1] = Elevations surveyed in feet using the NAVD88 vertical datum
[2] = Corrected Groundwater Elevation = (Top of Casing - Depth to Water) + (Free Product Thickness x 0.7324)

Table 5A
Summary of Monitoring Well Sampling Results

Colonial Pipeline Company
2020-L1-SR2448
Huntersville, North Carolina

Lab Report Number	Sample ID	Well ID	Sample Date	Metals (µg/L)	VOCs (µg/L)																												MADEP VPH (µg/L)			
				Lead	Benzene	Bromochloromethane	Bromodichloromethane	n-Butylbenzene	sec-Butylbenzene	Chloroethane	Chloroform	Chloromethane	2-Chlorotoluene	Dibromochloromethane	1,2-Dichloroethane	Diisopropyl ether	Ethylbenzene	Hexachloro-1,3-butadiene	Isopropylbenzene (Cumene)	Methylene Chloride	Methyl-tert-butyl ether	Naphthalene	n-Propylbenzene	Styrene	Tetrachloroethene	Toluene	Trichloroethene	Trichlorofluoromethane	1,2,4-Trimethylbenzene	1,3,5-Trimethylbenzene	Vinyl chloride	Xylene (Total)	m&p-Xylene	o-Xylene	C5 - C8 Aliphatics	C9 - C12 Aliphatics	C9 - C10 Aromatics	VPH (Total)
NCAC 2L Standards				**15**	**1**	**NE**	**0.6**	**70**	**70**	**3000**	**70**	**3**	**100**	**0.4**	**0.4**	**70**	**600**	**0.4**	**70**	**5**	**20**	**6**	**70**	**70**	**0.7**	**600**	**3**	**2000**	**400**	**400**	**0.03**	**500**	**500**	**500**	**400**	**700**	**200**	**NE**
IMAC Standards				--	--	--	--	--	--	--	--	--	--	--	--	--	--	--	--	--	--	--	--	--	--	--	--	--	--	--	--	--	--	--	--	--	--
Surficial Unit Monitoring Wells																																				
92493062	MW-1_20200828	MW-01	08/28/2020	<5	<0.5	<0.5	<0.5	<0.5	<0.5	<1	<0.5	<1	<0.5	<0.5	<0.5	<0.5	<0.5	<2	<0.5	<2	<0.5	<2	<0.5	<0.5	<0.5	<0.5	<0.5	<1	<0.5	<0.5	<1	<1.5	<1	<0.5	<100	<100	<100	<100
92501616	MW-1_20201021	MW-01	10/21/2020	**50.8**	<0.5	<0.5	<0.5	<0.5	<0.5	<1	<0.5	<1	<0.5	<0.5	<0.5	<0.5	<0.5	<2	<0.5	<2	<0.5	<2	<0.5	<0.5	<0.5	<0.5	<0.5	<1	<0.5	<0.5	<1	<1.5	<1	<0.5	<100	<100	<100	<100
92508536	MW-01_20201130	MW-01	11/30/2020	**43.9**	<0.5	<0.5	<0.5	<0.5	<0.5	<1	<0.5	<1	<0.5	<0.5	<0.5	<0.5	<0.5	<2	<0.5	<2	<0.5	<2	<0.5	<0.5	<0.5	<0.5	<0.5	<1	<0.5	<0.5	<1	<1.5	<1	<0.5	<100	<100	<100	<100
92514598	MW-1_20210104	MW-01	01/04/2021	**15**	<0.5	<0.5	<0.5	<0.5	<0.5	<1	<0.5	<1	<0.5	<0.5	<0.5	<0.5	<0.5	<2	<0.5	<2	<0.5	<2	<0.5	<0.5	<0.5	<0.5	<0.5	<1	<0.5	<0.5	<1	<1.5	<1	<0.5	<100	<100	<100	<100
92521237	MW-1_20210209	MW-01	02/09/2021	<5	<0.5	<0.5	<0.5	<0.5	<0.5	<1	<0.5	<1	<0.5	<0.5	<0.5	<0.5	<0.5	<2	<0.5	<2	<0.5	<2	<0.5	<0.5	<0.5	<0.5	<0.5	<1	<0.5	<0.5	<1	<1.5	<1	<0.5	<100	<100	<100	<100
92527327	MW-01_20210311	MW-01	03/11/2021	<5	<0.5	<0.5	<0.5	<0.5	<0.5	<1	<0.5	<1	<0.5	<0.5	<0.5	<0.5	<0.5	<2	<0.5	<2	<0.5	<2	<0.5	<0.5	<0.5	<0.5	<0.5	<1	<0.5	<0.5	<1	<1.5	<1	<0.5	<50	<50	<50	<50
92527327	DUP-1-20210311	MW-01	03/11/2021	<5	<0.5	<0.5	<0.5	<0.5	<0.5	<1	<0.5	<1	<0.5	<0.5	<0.5	<0.5	<0.5	<2	<0.5	<2	<0.5	<2	<0.5	<0.5	<0.5	<0.5	<0.5	<1	<0.5	<0.5	<1	<1.5	<1	<0.5	<50	<50	<50	<50
92532417	MW-01_20210408	MW-01	04/08/2021	<5	<0.5	<0.5	<0.5	<0.5	<0.5	<1	<0.5	<1	<0.5	<0.5	<0.5	<0.5	<0.5	<2	<0.5	<2	<0.5	<2	<0.5	<0.5	<0.5	<0.5	<0.5	<1	<0.5	<0.5	<1	<1.5	<1	<0.5	<50	<50	<50	<50
92537489	MW-01_20210506	MW-01	05/06/2021	**7.2**	<0.5	<0.5	<0.5	<0.5	<0.5	<1	<0.5	<1	<0.5	<0.5	<0.5	**0.35J**	<0.5	<2	<0.5	<2	<0.5	<2	<0.5	<0.5	<0.5	<0.5	<0.5	<1	<0.5	<0.5	<1	<1.5	<1	<0.5	<50	<50	<50	<50
92542375	MW-01_20210603	MW-01	06/03/2021	<5	<0.5	<0.5	<0.5	<0.5	<0.5	<1	<0.5	<1	<0.5	<0.5	<0.5	**0.34J**	<0.5	<2	<0.5	<2	<0.5	<2	<0.5	<0.5	<0.5	<0.5	<0.5	<1	<0.5	<0.5	<1	<1.5	<1	<0.5	<50	<50	<50	<50
92542375	DUP-1-20210603	MW-01	06/03/2021	<5	<0.5	<0.5	<0.5	<0.5	<0.5	<1	<0.5	<1	<0.5	<0.5	<0.5	**0.35J**	<0.5	<2	<0.5	<2	<0.5	<2	<0.5	<0.5	<0.5	<0.5	<0.5	<1	<0.5	<0.5	<1	<1.5	<1	<0.5	<50	<50	<50	<50
92548787	MW-01_20210709	MW-01	07/09/2021	<5	<0.5	<0.5	<0.5	<0.5	<0.5	<1	<0.5	<1	<0.5	<0.5	<0.5	<0.5	<0.5	<2	<0.5	<2	<0.5	<2	<0.5	<0.5	<0.5	<0.5	<0.5	<1	<0.5	<0.5	<1	<1.5	<1	<0.5	<50	<50	<50	<50
92554137	MW-01_20210805	MW-01	08/05/2021	**10.3**	<0.5	<0.5	<0.5	<0.5	<0.5	<1	<0.5	<1	<0.5	<0.5	<0.5	<0.5	<0.5	<2	<0.5	<2	<0.5	<2	<0.5	<0.5	<0.5	<0.5	<0.5	<1	<0.5	<0.5	<1	<1.5	<1	<0.5	<50	<50	<50	<50
92559360	MW-01_20210902	MW-01	09/02/2021	<5	<0.5	<0.5	<0.5	<0.5	<0.5	<1	<0.5	<1	<0.5	<0.5	<0.5	<0.5	<0.5	<2	<0.5	<2	<0.5	<2	<0.5	<0.5	<0.5	<0.5	<0.5	<1	<0.5	<0.5	<1	<1.5	<1	<0.5	<50	<50	<50	<50
92565572	MW-01_20211007	MW-01	10/07/2021	<5	<0.5	<0.5	<0.5	<0.5	<0.5	<1	<0.5	<1	<0.5	<0.5	<0.5	<0.5	<0.5	<2	<0.5	<2	<0.5	<2	<0.5	<0.5	<0.5	<0.5	<0.5	<1	<0.5	<0.5	<1	<1.5	<1	<0.5	<100	<100	<100	NA
92570816	MW-01_20211104	MW-01	11/04/2021	<5	<0.5	<0.5	<0.5	<0.5	<0.5	<1	<0.5	<1	<0.5	<0.5	<0.5	<0.5	<0.5	<2	<0.5	<2	<0.5	<2	<0.5	<0.5	<0.5	<0.5	<0.5	<1	<0.5	<0.5	<1	<1.5	<1	<0.5	<50	<50	<50	<50
92575462	MW-01_20211130	MW-01	11/30/2021	<5	<0.5	<0.5	<0.5	<0.5	<0.5	<1	<0.5	<1	<0.5	<0.5	<0.5	<0.5	<0.5	<2	<0.5	<2	<0.5	<2	<0.5	<0.5	<0.5	<0.5	<0.5	<1	<0.5	<0.5	<1	<1.5	<1	<0.5	<50	<50	<50	<50
92583376	MW-01_20220106	MW-01	01/06/2022	**0.36J**	**0.38J**	<0.5	<0.5	<0.5	<0.5	<1	<0.5	<1	<0.5	<0.5	<0.5	<0.5	<0.5	<2	<0.5	<2	<0.5	<2	<0.5	<0.5	<0.5	**1.2**	<0.5	<1	<0.5	<0.5	<1	<1.5	<1	<0.5	<50	<50	<50	<50
92586178	MW-01_20220203	MW-01	02/03/2022	**50.6**	<0.5	<0.5	<0.5	<0.5	<0.5	<1	<0.5	<1	<0.5	<0.5	<0.5	<0.5	<0.5	<2	<0.5	<2	<0.5	<2	<0.5	<0.5	<0.5	<0.5	<0.5	<1	<0.5	<0.5	<1	<1.5	<1	<0.5	<50	<50	<50	<50
92493062	MW-2_20200828	MW-02	08/28/2020	<5	<0.5	<0.5	<0.5	<0.5	<0.5	<1	<0.5	<1	<0.5	<0.5	<0.5	<0.5	<0.5	<2	<0.5	<2	<0.5	<2	<0.5	<0.5	<0.5	<0.5	<0.5	<1	<0.5	<0.5	<1	<1.5	<1	<0.5	<100	<100	<100	<100
92501616	MW-2_20201021	MW-02	10/21/2020	**19.2**	<0.5	<0.5	<0.5	<0.5	<0.5	<1	<0.5	<1	<0.5	<0.5	<0.5	<0.5	<0.5	<2	<0.5	<2	<0.5	<2	<0.5	<0.5	<0.5	<0.5	<0.5	<1	<0.5	<0.5	<1	<1.5	<1	<0.5	<100	<100	<100	<100
92508536	MW-02_20201130	MW-02	11/30/2020	**20.8**	<0.5	<0.5	<0.5	<0.5	<0.5	<1	<0.5	<1	<0.5	<0.5	<0.5	<0.5	<0.5	<2	<0.5	<2	<0.5	<2	<0.5	<0.5	<0.5	<0.5	<0.5	<1	<0.5	<0.5	<1	<1.5	<1	<0.5	<100	<100	<100	<100
92514598	MW-2_20210104	MW-02	01/04/2021	**12.1**	<0.5	<0.5	<0.5	<0.5	<0.5	<1	<0.5	<1	<0.5	<0.5	<0.5	<0.5	<0.5	<2	<0.5	<2	<0.5	<2	<0.5	<0.5	<0.5	<0.5	<0.5	<1	<0.5	<0.5	<1	<1.5	<1	<0.5	<100	<100	<100	<100
92520901	MW-2_20210208	MW-02	02/08/2021	<5	<0.5	<0.5	<0.5	<0.5	<0.5	<1	<0.5	<1	<0.5	<0.5	<0.5	<0.5	<0.5	<2	<0.5	<2	<0.5	<2	<0.5	<0.5	<0.5	<0.5	<0.5	<1	<0.5	<0.5	<1	<1.5	<1	<0.5	<100	<100	<100	<100
92527327	MW-02_20210311	MW-02	03/11/2021	<5	<0.5	<0.5	<0.5	<0.5	<0.5	<1	<0.5	<1	<0.5	<0.5	<0.5	<0.5	<0.5	<2	<0.5	<2	<0.5	<2	<0.5	<0.5	<0.5	<0.5	<0.5	<1	<0.5	<0.5	<1	<1.5	<1	<0.5	<50	<50	<50	<50
92532417	MW-02_20210408	MW-02	04/08/2021	<5	<0.5	<0.5	<0.5	<0.5	<0.5	<1	<0.5	<1	<0.5	<0.5	<0.5	<0.5	<0.5	<2	<0.5	<2	<0.5	<2	<0.5	<0.5	<0.5	<0.5	<0.5	<1	<0.5	<0.5	<1	<1.5	<1	<0.5	<50	<50	<50	<50
92537784	MW-02_20210507	MW-02	05/07/2021	<5	<0.5	<0.5	<0.5	<0.5	<0.5	<1	<0.5	<1	<0.5	<0.5	<0.5	<0.5	<0.5	<2	<0.5	<2	<0.5	<2	<0.5	<0.5	<0.5	<0.5	<0.5	<1	<0.5	<0.5	<1	<1.5	<1	<0.5	<50	<50	<50	<50
92542611	MW-02_20210604	MW-02	06/04/2021	<5	<0.5	<0.5	<0.5	<0.5	<0.5	<1	<0.5	<1	<0.5	<0.5	<0.5	<0.5	<0.5	<2	<0.5	<2	<0.5	<2	<0.5	<0.5	<0.5	<0.5	<0.5	<1	<0.5	<0.5	<1	<1.5	<1	<0.5	<50	<50	<50	<50
92548527	MW-02_20210708	MW-02	07/08/2021	<5	<0.5	<0.5	<0.5	<0.5	<0.5	<1	<0.5	<1	<0.5	<0.5	<0.5	<0.5	<0.5	<2	<0.5	<2	<0.5	<2	<0.5	<0.5	<0.5	<0.5	<0.5	<1	<0.5	<0.5	<1	<1.5	<1	<0.5	<50	<50	<50	<50
92548527	DUP-2-20210708	MW-02	07/08/2021	<5	<0.5	<0.5	<0.5	<0.5	<0.5	<1	<0.5	<1	<0.5	<0.5	<0.5	<0.5	<0.5	<2	<0.5	<2	<0.5	<2	<0.5	<0.5	<0.5	<0.5	<0.5	<1	<0.5	<0.5	<1	<1.5	<1	<0.5	<50	<50	<50	<50
92554285	MW-02_20210806	MW-02	08/06/2021	<5	<0.5	<0.5	<0.5	<0.5	<0.5	<1	<0.5	<1	<0.5	<0.5	<0.5	<0.5	<0.5	<2	<0.5	<2	<0.5	<2	<0.5	<0.5	<0.5	<0.5	<0.5	<1	<0.5	<0.5	<1	<1.5	<1	<0.5	<50	<50	<50	<50
92559014	MW-02_20210901	MW-02	09/01/2021	<5	<0.5	<0.5	<0.5	<0.5	<0.5	<1	<0.5	<1	<0.5	<0.5	<0.5	<0.5	<0.5	<2	<0.5	<2	<0.5	<2	<0.5	<0.5	<0.5	<0.5	<0.5	<1	<0.5	<0.5	<1	<1.5	<1	<0.5	<50	<50	<50	<50
92563487	MW-02_20210927	MW-02	09/27/2021	<5	<0.5	<0.5	<0.5	<0.5	<0.5	<0.5	<0.5	<1	<0.5	<0.5	<0.5	<0.5	<0.5	<0.6	<0.5	<5	<0.5	<0.5	<0.5	<0.5	<0.5	<0.5	<0.5	<0.5	<0.5	<0.5	<0.5	<1.5	<1	<0.5	<100	<100	<100	NA
92570816	MW-02_20211104	MW-02	11/04/2021	<5	<0.5	<0.5	<0.5	<0.5	<0.5	<1	<0.5	<1	<0.5	<0.5	<0.5	<0.5	<0.5	<2	<0.5	<2	<0.5	<2	<0.5	<0.5	<0.5	<0.5	<0.5	<1	<0.5	<0.5	<1	<1.5	<1	<0.5	<50	<50	<50	<50
92575770	MW-02_20211203	MW-02	12/03/2021	<5	<0.5	<0.5	<0.5	<0.5	<0.5	<1	<0.5	<1	<0.5	<0.5	<0.5	<0.5	<0.5	<2	<0.5	<2	<0.5	<2	<0.5	<0.5	<0.5	<0.5	<0.5	<1	<0.5	<0.5	<1	<1.5	<1	<0.5	<50	<50	<50	<50
92581742	MW-2_20220107	MW-02	01/07/2022	**0.35J**	<0.5	<0.5	<0.5	<0.5	<0.5	<1	<0.5	<1	<0.5	<0.5	<0.5	<0.5	<0.5	<2	<0.5	<2	<0.5	<2	<0.5	<0.5	<0.5	<0.5	<0.5	<1	<0.5	<0.5	<1	<1.5	<1	<0.5	<50	<50	<50	<50
92581742	DUP-2-20220107	MW-02	01/07/2022	**0.39J**	<0.5	<0.5	<0.5	<0.5	<0.5	<1	<0.5	<1	<0.5	<0.5	<0.5	<0.5	<0.5	<2	<0.5	<2	<0.5	<2	<0.5	<0.5	<0.5	<0.5	<0.5	<1	<0.5	<0.5	<1	<1.5	<1	<0.5	<50	<50	<50	<50
92586178	MW-02_20220203	MW-02	02/03/2022	<5	<0.5	<0.5	<0.5	<0.5	<0.5	<1	<0.5	<1	<0.5	<0.5	<0.5	<0.5	<0.5	<2	<0.5	<2	<0.5	<2	<0.5	<0.5	<0.5	<0.5	<0.5	<1	<0.5	<0.5	<1	<1.5	<1	<0.5	<50	<50	<50	<50
92586178	DUP-1-20220203	MW-02	02/03/2022	<5	<0.5	<0.5	<0.5	<0.5	<0.5	<1	<0.5	<1	<0.5	<0.5	<0.5	<0.5	<0.5	<2	<0.5	<2	<0.5	<2	<0.5	<0.5	<0.5	<0.5	<0.5	<1	<0.5	<0.5	<1	<1.5	<1	<0.5	<50	<50	<50	<50
92493062	MW-3_20200828	MW-03	08/28/2020	<10	<0.5	<0.5	<0.5	<0.5	<0.5	<1	<0.5	<1	<0.5	<0.5	<0.5	<0.5	<0.5	<2	<0.5	<2	<0.5	<2	<0.5	<0.5	<0.5	<0.5	<0.5	<1	<0.5	<0.5	<1	<1.5	<1	<0.5	<100	<100	<100	<100
92501860	MW-3_20201022	MW-03	10/22/2020	**9.9**	<0.5	<0.5	<0.5	<0.5	<0.5	<1	<0.5	<1	<0.5	<0.5	<0.5	<0.5	<0.5	<2	<0.5	<2	<0.5	<2	<0.5	<0.5	<0.5	<0.5	<0.5	<1	<0.5	<0.5	<1	<1.5	<1	<0.5	<100	<100	<100	<100
92508536	MW-3_20201130	MW-03	11/30/2020	**13.7**	<0.5	<0.5	<0.5	<0.5	<0.5	<1	<0.5	<1	<0.5	<0.5	<0.5	<0.5	<0.5	<2	<0.5	<2	<0.5	<2	<0.5	<0.5	<0.5	<0.5	<0.5	<1	<0.5	<0.5	<1	<1.5	<1	<0.5	<100	<100	<100	<100
92514598	MW-3_20210104	MW-03	01/04/2021	**18.5**	<0.5	<0.5	<0.5	<0.5	<0.5	<1	<0.5	<1	<0.5	<0.5	<0.5	<0.5	<0.5	<2	<0.5	<2	<0.5	<2	<0.5	<0.5	<0.5	<0.5	<0.5	<1	<0.5	<0.5	<1	<1.5	<1	<0.5	<100	<100	<100	<100
92520901	MW-03_20210208	MW-03	02/08/2021	<5	<0.5	<0.5	<0.5	<0.5	<0.5	<1	<0.5	<1	<0.5	<0.5	<0.5	<0.5	<0.5	<2	<0.5	<2	<0.5	<2	<0.5	<0.5	<0.5	<0.5	<0.5	<1	<0.5	<0.5	<1	<1.5	<1	<0.5	<100	<100	<100	<100
92526618	MW-03_20210309	MW-03	03/09/2021	<5	<0.5	<0.5	<0.5	<0.5	<0.5	<1	<0.5	<1	<0.5	<0.5	<0.5	<0.5	<0.5	<2	<0.5	<2	<0.5	<2	<0.5	<0.5	<0.5	<0.5	<0.5	<1	<0.5	<0.5	<1	<1.5	<1	<0.5	<100	<100	<100	<100
92530256	MW-03_20210407	MW-03	04/07/2021	<5	<0.5	<0.5	<0.5	<0.5	<0.5	<1	<0.5	<1	<0.5	<0.5	<0.5	<0.5	<0.5	<2	<0.5	<2	<0.5	<2	<0.5	<0.5	<0.5	<0.5	<0.5	<1	<0.5	<0.5	<1	<1.5	<1	<0.5	<50	<50	<50	<50
92537489	MW-03_20210506	MW-03	05/06/2021	<5	<0.5	<0.5	<0.5	<0.5	<0.5	<1	<0.5	<1	<0.5	<0.5	<0.5	<0.5	<0.5	<2	<0.5	<2	<0.5	<2	<0.5	<0.5	<0.5	**0.49J**	<0.5	<1	<0.5	<0.5	<1	<1.5	<1	<0.5	<50	<50	<50	<50
92542611	MW-03_20210604	MW-03	06/04/2021	<5	<0.5	<0.5	<0.5	<0.5	<0.5	<1	<0.5	<1	<0.5	<0.5	<0.5	<0.5	<0.5	<2	<0.5	<2	<0.5	<2	<0.5	<0.5	<0.5	<0.5	<0.5	<1	**0.43J**	<0.5	<1	**0.43J**	<1	<0.5	<50	<50	<50	<50
92548787	MW-03_20210709	MW-03	07/09/2021	<5	<0.5	<0.5	<0.5	<0.5	<0.5	<1	<0.5	<1	<0.5	<0.5	<0.5	<0.5	<0.5	<2	<0.5	<2	<0.5	<2	<0.5	<0.5	<0.5	**0.51**	<0.5	<1	<0.5	<0.5	<1	<1.5	<1	<0.5	<50	<50	<50	<50
92554137	MW-03_20210805	MW-03	08/05/2021	<5	<0.5	<0.5	<0.5	<0.5	<0.5	<1	<0.5	<1	<0.5	<0.5	<0.5	<0.5	<0.5	<2	<0.5	<2	<0.5	<2	<0.5	<0.5	<0.5	**0.55**	<0.5	<1	<0.5	<0.5	<1	<1.5	<1	<0.5	<50	<50	<50	<50

Table 5A
Summary of Monitoring Well Sampling Results

Colonial Pipeline Company
2020-L1-SR2448
Huntersville, North Carolina

Lab Report Number	Sample ID	Well ID	Sample Date	Metals (µg/L)	VOCs (µg/L)																													MADEP VPH (µg/L)			
				Lead	Benzene	Bromochloromethane	Bromodichloromethane	n-Butylbenzene	sec-Butylbenzene	Chloroethane	Chloroform	Chloromethane	2-Chlorotoluene	Dibromochloromethane	1,2-Dichloroethane	Diisopropyl ether	Ethylbenzene	Hexachloro-1,3-butadiene	Isopropylbenzene (Cumene)	Methylene Chloride	Methyl-tert-butyl ether	Naphthalene	n-Propylbenzene	Styrene	Tetrachloroethene	Toluene	Trichloroethene	Trichlorofluoromethane	1,2,4-Trimethylbenzene	1,3,5-Trimethylbenzene	Vinyl chloride	Xylene (Total)	m&p-Xylene	o-Xylene	C5 - C8 Aliphatics	C9 - C12 Aliphatics	C9 - C10 Aromatics	VPH (Total)
NCAC 2L Standards				**15**	**1**	**NE**	**0.6**	**70**	**70**	**3000**	**70**	**3**	**100**	**0.4**	**0.4**	**70**	**600**	**0.4**	**70**	**5**	**20**	**6**	**70**	**70**	**0.7**	**600**	**3**	**2000**	**400**	**400**	**0.03**	**500**	**500**	**500**	**400**	**700**	**200**	**NE**
IMAC Standards				--	--	--	--	--	--	--	--	--	--	--	--	--	--	--	--	--	--	--	--	--	--	--	--	--	--	--	--	--	--	--	--	--	--
92559360	MW-03_20210902	MW-03	09/02/2021	<5	<0.5	<0.5	<0.5	<0.5	<0.5	<1	<0.5	<1	<0.5	<0.5	<0.5	<0.5	<0.5	<2	<0.5	<2	<0.5	<2	<0.5	<0.5	<0.5	<0.5	<0.5	<0.5	<1	<0.5	<0.5	<1	<1.5	<1	<0.5	<50	<50	<50	<50
92564492	MW-03_20211001	MW-03	10/01/2021	<0.5	<0.5	<0.5	<0.5	<0.5	<0.5	<0.5	<0.5	<0.6	<0.5	<0.5	<0.5	<0.5	**0.22J**	<0.6	<0.5	<5	<0.5	<0.5	<0.5	<0.5	<0.5	**2.7**	<0.5	<0.5	<0.5	<0.5	<0.5	**0.76J**	**0.46J**	**0.3J**	**130**	<100	<100	NA
92570816	MW-03_20211104	MW-03	11/04/2021	<5	<0.5	<0.5	<0.5	<0.5	<0.5	<1	<0.5	<1	<0.5	<0.5	<0.5	<0.5	<0.5	<2	<0.5	<2	<0.5	<2	<0.5	<0.5	<0.5	**6.4**	<0.5	<1	<0.5	<0.5	<1	**0.66**	<1	**0.66**	**2,110**	<50	<50	**2,120**
92575770	MW-03_20211203	MW-03	12/03/2021	**8**	**13.4**	<0.5	<0.5	<0.5	<0.5	<1	<0.5	<1	<0.5	<0.5	<0.5	<0.5	**7.7**	<2	<0.5	<2	<0.5	<2	<0.5	<0.5	<0.5	**135**	<0.5	<1	**0.6**	**1.2**	<1	**35.2**	**25.5**	**9.7**	**8,340**	**74.3**	<50	**8,410**
92581742	MW-03_20220107	MW-03	01/07/2022	**4.0J**	**25.9**	<1	<1	<1	<1	<2	<1	<2	<1	<1	<1	<1	**11.4**	<4	<1	<4	<1	<4	<1	<1	<1	**274**	<1	<2	**1.1**	**1.8**	<2	**70.6**	**51.0**	**19.6**	**12,200**	**168**	<50	**12,400**
92585900	MW-03_20220202	MW-03	02/02/2022	<5	**29.2**	<1	<1	<1	<1	<2	<1	<2	<1	<1	<1	<1	**12.1**	<4	<1	<4	<1	<4	**0.72J**	<1	<1	**176**	<1	<2	**2.2**	**2.2**	<2	**71.2**	**55.1**	**16.1**	**19,100**	**140**	<50	**19,200**
92493708	MW-4_20200902	MW-04	09/02/2020	<25	<0.5	<0.5	<0.5	<0.5	<0.5	<1	<0.5	<1	<0.5	<0.5	<0.5	<0.5	<0.5	<2	<0.5	<2	<0.5	<2	<0.5	<0.5	<0.5	<0.5	<0.5	<1	<0.5	<0.5	<1	<1.5	<1	<0.5	<100	<100	<100	<100
92501616	MW-4_20201021	MW-04	10/21/2020	**19.4**	<0.5	<0.5	<0.5	<0.5	<0.5	<1	<0.5	<1	<0.5	<0.5	<0.5	<0.5	<0.5	<2	<0.5	<2	<0.5	<2	<0.5	<0.5	<0.5	<0.5	<0.5	<1	<0.5	<0.5	<1	<1.5	<1	<0.5	<100	<100	<100	<100
92508536	MW-04_20201130	MW-04	11/30/2020	**16.3**	<0.5	<0.5	<0.5	<0.5	<0.5	<1	<0.5	<1	<0.5	<0.5	<0.5	<0.5	<0.5	<2	<0.5	<2	<0.5	<2	<0.5	<0.5	<0.5	<0.5	<0.5	<1	<0.5	<0.5	<1	<1.5	<1	<0.5	<100	<100	<100	<100
92514598	MW-4_20210104	MW-04	01/04/2021	**14.6**	<0.5	<0.5	<0.5	<0.5	<0.5	<1	<0.5	<1	<0.5	<0.5	<0.5	<0.5	<0.5	<2	<0.5	<2	<0.5	<2	<0.5	<0.5	<0.5	<0.5	<0.5	<1	<0.5	<0.5	<1	<1.5	<1	<0.5	<100	<100	<100	<100
92520901	MW-4_20210208	MW-04	02/08/2021	<5	<0.5	<0.5	<0.5	<0.5	<0.5	<1	<0.5	<1	<0.5	<0.5	<0.5	<0.5	<0.5	<2	<0.5	<2	<0.5	<2	<0.5	<0.5	<0.5	<0.5	<0.5	<1	<0.5	<0.5	<1	<1.5	<1	<0.5	<100	<100	<100	<100
92527475	MW-04_20210312	MW-04	03/12/2021	**5.7**	<0.5	<0.5	<0.5	<0.5	<0.5	<1	<0.5	<1	<0.5	<0.5	<0.5	<0.5	<0.5	<2	<0.5	<2	<0.5	<2	<0.5	<0.5	<0.5	<0.5	<0.5	<1	<0.5	<0.5	<1	<1.5	<1	<0.5	<50	<50	<50	<50
92532417	MW-04_20210408	MW-04	04/08/2021	<5	<0.5	<0.5	<0.5	<0.5	<0.5	<1	<0.5	<1	<0.5	<0.5	<0.5	<0.5	<0.5	<2	<0.5	<2	<0.5	<2	<0.5	<0.5	<0.5	<0.5	<0.5	<1	<0.5	<0.5	<1	<1.5	<1	<0.5	<50	<50	<50	<50
92537784	MW-04_20210507	MW-04	05/07/2021	<5	<0.5	<0.5	<0.5	<0.5	<0.5	<1	<0.5	<1	<0.5	<0.5	<0.5	<0.5	<0.5	<2	<0.5	<2	<0.5	<2	<0.5	<0.5	<0.5	<0.5	<0.5	<1	<0.5	<0.5	<1	<1.5	<1	<0.5	<50	<50	<50	<50
92542375	MW-04_20210603	MW-04	06/03/2021	<5	<0.5	<0.5	<0.5	<0.5	<0.5	<1	<0.5	<1	<0.5	<0.5	<0.5	<0.5	<0.5	<2	<0.5	<2	<0.5	<2	<0.5	<0.5	<0.5	<0.5	<0.5	<1	<0.5	<0.5	<1	<1.5	<1	<0.5	<50	<50	<50	<50
92548787	MW-04_20210709	MW-04	07/09/2021	<5	**0.43J**	<0.5	<0.5	<0.5	<0.5	<1	<0.5	<1	<0.5	<0.5	<0.5	<0.5	<0.5	<2	<0.5	<2	<0.5	<2	<0.5	<0.5	<0.5	**0.60**	<0.5	<1	<0.5	<0.5	<1	**0.4J**	<1	**0.4J**	<50	<50	<50	<50
92551297	MW-04_20210722	MW-04	07/22/2021	NA	<0.5	<0.5	<0.5	<0.5	<0.5	<1	<0.5	<1	<0.5	<0.5	<0.5	<0.5	<0.5	<2	<0.5	<2	<0.5	<2	<0.5	<0.5	<0.5	<0.5	<0.5	<1	<0.5	<0.5	<1	<1.5	<1	<0.5	NA	NA	NA	NA
92554285	MW-04_20210806	MW-04	08/06/2021	<5	<0.5	<0.5	<0.5	<0.5	<0.5	<1	<0.5	<1	<0.5	<0.5	<0.5	<0.5	<0.5	<2	<0.5	<2	<0.5	<2	<0.5	<0.5	<0.5	<0.5	<0.5	<1	<0.5	<0.5	<1	<1.5	<1	<0.5	<50	<50	<50	<50
92559014	MW-04_20210901	MW-04	09/01/2021	<5	<0.5	<0.5	<0.5	<0.5	<0.5	<1	<0.5	<1	<0.5	<0.5	<0.5	<0.5	<0.5	<2	<0.5	<2	<0.5	<2	<0.5	<0.5	<0.5	<0.5	<0.5	<1	<0.5	<0.5	<1	<1.5	<1	<0.5	<50	<50	<50	<50
92563487	MW-04_20210927	MW-04	09/27/2021	<5	<0.5	<0.5	<0.5	<0.5	<0.5	<0.5	<0.5	<1	<0.5	<0.5	<0.5	<0.5	<0.5	<0.6	<0.5	<5	<0.5	<0.5	<0.5	<0.5	<0.5	<0.5	<0.5	<0.5	<0.5	<0.5	<0.5	<1.5	<1	<0.5	<100	<100	<100	NA
92563487	DUP-1-20210927	MW-04	09/27/2021	<5	<0.5	<0.5	<0.5	<0.5	<0.5	<0.5	<0.5	<1	<0.5	<0.5	<0.5	<0.5	<0.5	<0.6	<0.5	<5	<0.5	<0.5	<0.5	<0.5	<0.5	<0.5	<0.5	<0.5	<0.5	<0.5	<0.5	<1.5	<1	<0.5	<100	<100	<100	NA
92570816	MW-04_20211104	MW-04	11/04/2021	<5	<0.5	<0.5	<0.5	<0.5	<0.5	<1	<0.5	<1	<0.5	<0.5	<0.5	<0.5	<0.5	<2	<0.5	<2	<0.5	<2	<0.5	<0.5	<0.5	<0.5	<0.5	<1	<0.5	<0.5	<1	<1.5	<1	<0.5	<50	<50	<50	<50
92575770	MW-04_20211203	MW-04	12/03/2021	<5	<0.5	<0.5	<0.5	<0.5	<0.5	<1	<0.5	<1	<0.5	<0.5	<0.5	<0.5	<0.5	<2	<0.5	<2	<0.5	<2	<0.5	<0.5	<0.5	<0.5	<0.5	<1	<0.5	<0.5	<1	<1.5	<1	<0.5	<50	<50	<50	<50
92581742	MW-04_20220107	MW-04	01/07/2022	**18.7**	<0.5	<0.5	<0.5	<0.5	<0.5	<1	<0.5	<1	<0.5	<0.5	<0.5	<0.5	<0.5	<2	<0.5	<2	<0.5	<2	<0.5	<0.5	<0.5	**0.83**	<0.5	<1	<0.5	<0.5	<1	<1.5	<1	<0.5	<50	<50	<50	<50
92586178	MW-04_20220203	MW-04	02/03/2022	<5	<0.5	<0.5	<0.5	<0.5	<0.5	<1	<0.5	<1	<0.5	<0.5	<0.5	<0.5	<0.5	<2	<0.5	<2	<0.5	<2	<0.5	<0.5	<0.5	<0.5	<0.5	<1	<0.5	<0.5	<1	<1.5	<1	<0.5	<50	<50	<50	<50
92493708	MW-5_20200902	MW-05	09/02/2020	<25	<0.5	<0.5	<0.5	<0.5	<0.5	<1	<0.5	<1	<0.5	<0.5	<0.5	<0.5	<0.5	<2	<0.5	<2	<0.5	<2	<0.5	<0.5	<0.5	<0.5	<0.5	<1	<0.5	<0.5	<1	<1.5	<1	<0.5	<100	<100	<100	<100
92501616	MW-5_20201021	MW-05	10/21/2020	**19.6**	<0.5	<0.5	<0.5	<0.5	<0.5	<1	<0.5	<1	<0.5	<0.5	<0.5	<0.5	<0.5	<2	<0.5	<2	<0.5	<2	<0.5	<0.5	<0.5	<0.5	<0.5	<1	<0.5	<0.5	<1	<1.5	<1	<0.5	<100	<100	<100	<100
92508536	MW-05_20201130	MW-05	11/30/2020	**13.3**	<0.5	<0.5	<0.5	<0.5	<0.5	<1	<0.5	<1	<0.5	<0.5	<0.5	<0.5	<0.5	<2	<0.5	<2	<0.5	<2	<0.5	<0.5	<0.5	<0.5	<0.5	<1	<0.5	<0.5	<1	<1.5	<1	<0.5	<100	<100	<100	<100
92514598	MW-05_20210104	MW-05	01/04/2021	**46**	<0.5	<0.5	<0.5	<0.5	<0.5	<1	<0.5	<1	<0.5	<0.5	<0.5	<0.5	<0.5	<2	<0.5	<2	<0.5	<2	<0.5	<0.5	<0.5	<0.5	<0.5	<1	<0.5	<0.5	<1	<1.5	<1	<0.5	<100	<100	<100	<100
92521237	MW-5_20210209	MW-05	02/09/2021	<5	<0.5	<0.5	<0.5	<0.5	<0.5	<1	<0.5	<1	<0.5	<0.5	<0.5	<0.5	<0.5	<2	<0.5	<2	<0.5	<2	<0.5	<0.5	<0.5	<0.5	<0.5	<1	<0.5	<0.5	<1	<1.5	<1	<0.5	<100	<100	<100	<100
92526977	MW-05_20210310	MW-05	03/10/2021	<5	<0.5	<0.5	<0.5	<0.5	<0.5	<1	<0.5	<1	<0.5	<0.5	<0.5	<0.5	<0.5	<2	<0.5	<2	<0.5	<2	<0.5	<0.5	<0.5	<0.5	<0.5	<1	<0.5	<0.5	<1	<1.5	<1	<0.5	<100	<100	<100	<100
92531581	MW-05_20210406	MW-05	04/06/2021	<5	<0.5	<0.5	<0.5	<0.5	<0.5	<1	<0.5	<1	<0.5	<0.5	<0.5	<0.5	<0.5	<2	<0.5	<2	<0.5	<2	<0.5	<0.5	<0.5	<0.5	<0.5	<1	<0.5	<0.5	<1	<1.5	<1	<0.5	<50	<50	<50	<50
92537489	MW-05_20210506	MW-05	05/04/2021	<5	<0.5	<0.5	<0.5	<0.5	<0.5	<1	<0.5	<1	<0.5	<0.5	<0.5	<0.5	<0.5	<2	<0.5	<2	<0.5	<2	<0.5	<0.5	<0.5	<0.5	<0.5	<1	<0.5	<0.5	<1	<1.5	<1	<0.5	<50	<50	<50	<50
92542375	MW-05_20210603	MW-05	06/03/2021	<5	<0.5	<0.5	<0.5	<0.5	<0.5	<1	<0.5	<1	<0.5	<0.5	<0.5	<0.5	<0.5	<2	<0.5	<2	<0.5	<2	<0.5	<0.5	<0.5	**1.1**	<0.5	<1	<0.5	<0.5	<1	**3.8**	**2.6**	**1.2**	<50	<50	<50	<50
92548527	MW-05_20210708	MW-05	07/08/2021	<5	**0.69**	<0.5	<0.5	<0.5	<0.5	<1	<0.5	<1	<0.5	<0.5	<0.5	<0.5	**0.47J**	<2	<0.5	<2	<0.5	<2	<0.5	<0.5	<0.5	**1.1**	<0.5	<1	<0.5	<0.5	<1	**2.64**	**1.8**	**0.84**	<50	<50	<50	<50
92551297	MW-05_20210722	MW-05	07/22/2021	NA	<0.5	<0.5	<0.5	<0.5	<0.5	<1	<0.5	<1	<0.5	<0.5	<0.5	<0.5	<0.5	<2	<0.5	<2	<0.5	<2	<0.5	<0.5	<0.5	**1.4**	<0.5	<1	<0.5	<0.5	<1	**1.68**	**1**	**0.68**	NA	NA	NA	NA
92551297	DUP-1-20210722	MW-05	07/22/2021	NA	<0.5	<0.5	<0.5	<0.5	<0.5	<1	<0.5	<1	<0.5	<0.5	<0.5	<0.5	<0.5	<2	<0.5	<2	<0.5	<2	<0.5	<0.5	<0.5	**1.3**	<0.5	<1	<0.5	<0.5	<1	**1.68**	**1.1**	**0.58**	NA	NA	NA	NA
92554285	MW-05_20210806	MW-05	08/06/2021	<5	<0.5	<0.5	<0.5	<0.5	<0.5	<1	<0.5	<1	<0.5	<0.5	<0.5	<0.5	<0.5	<2	<0.5	<2	<0.5	<2	<0.5	<0.5	<0.5	<0.5	<0.5	<1	<0.5	<0.5	<1	<1.5	<1	<0.5	<50	<50	<50	<50
92559014	MW-05_20210901	MW-05	09/01/2021	<5	<0.5	<0.5	<0.5	<0.5	<0.5	<1	<0.5	<1	<0.5	<0.5	<0.5	<0.5	<0.5	<2	<0.5	<2	<0.5	<2	<0.5	<0.5	<0.5	<0.5	<0.5	<1	<0.5	<0.5	<1	<1.5	<1	<0.5	<50	<50	<50	<50
92563487	MW-05_20210927	MW-05	09/27/2021	<5	<0.5	<0.5	<0.5	<0.5	<0.5	<0.5	<0.5	<1	<0.5	<0.5	<0.5	<0.5	<0.5	<0.6	<0.5	<5	<0.5	<0.5	<0.5	<0.5	<0.5	<0.5	<0.5	<0.5	<0.5	<0.5	<0.5	<1.5	<1	<0.5	<100	<100	<100	NA
92570816	MW-05_20211104	MW-05	11/04/2021	<5	<0.5	<0.5	<0.5	<0.5	<0.5	<1	<0.5	<1	<0.5	<0.5	<0.5	<0.5	<0.5	<2	<0.5	<2	<0.5	<2	<0.5	<0.5	<0.5	<0.5	<0.5	<1	<0.5	<0.5	<1	<1.5	<1	<0.5	<50	<50	<50	<50
92570816	DUP-1-20211104	MW-05	11/04/2021	<5	<0.5	<0.5	<0.5	<0.5	<0.5	<1	<0.5	<1	<0.5	<0.5	<0.5	<0.5	<0.5	<2	<0.5	<2	<0.5	<2	<0.5	<0.5	<0.5	<0.5	<0.5	<1	<0.5	<0.5	<1	<1.5	<1	<0.5	<50	<50	<50	<50
92575770	MW-05_20211203	MW-05	12/03/2021	<5	<0.5	<0.5	<0.5	<0.5	<0.5	<1	<0.5	<1	<0.5	<0.5	<0.5	<0.5	<0.5	<2	<0.5	<2	<0.5	<2	<0.5	<0.5	<0.5	<0.5	<0.5	<1	<0.5	<0.5	<1	<1.5	<1	<0.5	<50	<50	<50	<50
92581742	MW-5_20220107	MW-05	01/07/2022	<5	<0.5	<0.5	<0.5	<0.5	<0.5	<1	<0.5	<1	<0.5	<0.5	<0.5	<0.5	<0.5	<2	<0.5	<2	<0.5	<2	<0.5	<0.5	<0.5	**1.2**	<0.5	<1	<0.5	<0.5	<1	**1.44**	**1**	**0.44J**	<50	<50	<50	<50
92585900	MW-05_20220202	MW-05	02/02/2022	<5	<0.5	<0.5	<0.5	<0.5	<0.5	<1	<0.5	<1	<0.5	<0.5	<0.5	<0.5	<0.5	<2	<0.5	<2	<0.5	<2	<0.5	<0.5	<0.5	<0.5	<0.5	<1	<0.5	<0.5	<1	<1.5	<1	<0.5	<50	<50	<50	<50
92493708	MW-6_20200902	MW-06	09/02/2020	<25	<0.5	<0.5	<0.5	<0.5	<0.5	<1	<0.5	<1	<0.5	<0.5	<0.5	<0.5	<0.5	<2	<0.5	<2	<0.5	<2	<0.5	<0.5	<0.5	<0.5	<0.5	<1	<0.5	<0.5	<1	<1.5	<1	<0.5	<100	<100	<100	<100
92501616	MW-6_20201021	MW-06	10/21/2020	**33.8**	<0.5	<0.5	<0.5	<0.5	<0.5	<1	<0.5	<1	<0.5	<0.5	<0.5	<0.5	<0.5	<2	<0.5	<2	<0.5	<2	<0.5	<0.5	<0.5	<0.5	<0.5	<1	<0.5	<0.5	<1	<1.5	<1	<0.5	<100	<100	<100	<100
92508536	MW-06_20201130	MW-06	11/30/2020	**23.3**	<0.5	<0.5	<0.5	<0.5	<0.5	<1	<0.5	<1	<0.5	<0.5	<0.5	<0.5	<0.5	<2	<0.5	<2	<0.5	<2	<0.5	<0.5	<0.5	<0.5	<0.5	<1	<0.5	<0.5	<1	<1.5	<1	<0.5	<100	<100	<100	<100
92514598	MW-6_20210104	MW-06	01/04/2021	**19.1**	<0.5	<0.5	<0.5	<0.5	<0.5	<1	<0.5	<1	<0.5	<0.5	<0.5	<0.5	<0.5	<2	<0.5	<2	<0.5	<2	<0.5	<0.5	<0.5	<0.5	<0.5	<1	<0.5	<0.5	<1	<1.5	<1	<0.5	<100	<100	<100	<100
92520901	MW-6_20210208	MW-06	02/08/2021	<5	<0.5	<0.5	<0.5	<0.5	<0.5	<1	<0.5	<1	<0.5	<0.5	<0.5	<0.5	<0.5	<2	<0.5	<2	<0.5	<2	<0.5	<0.5	<0.5	<0.5	<0.5	<1	<0.5	<0.5	<1	<1.5	<1	<0.5	<100	<100	<100	<100
92527327	MW-06_20210311	MW-06	03/11/2021	<5	<0.5	<0.5	<0.5	<0.5	<0.5	<1	<0.5	<1	<0.5	<0.5	<0.5	<0.5	<0.5	<2	<0.5	<2	<0.5	<2	<0.5	<0.5	<0.5	<0.5	<0.5	<1	<0.5	<0.5	<1	<1.5	<1	<0.5	<50	<50	<50	<50

Table 5A
Summary of Monitoring Well Sampling Results

Colonial Pipeline Company
2020-L1-SR2448
Huntersville, North Carolina

Lab Report Number	Sample ID	Well ID	Sample Date	Metals (µg/L)	VOCs (µg/L)																												MADEP VPH (µg/L)			
				Lead	Benzene	Bromochloromethane	Bromodichloromethane	n-Butylbenzene	sec-Butylbenzene	Chloroethane	Chloroform	Chloromethane	2-Chlorotoluene	Dibromochloromethane	1,2-Dichloroethane	Diisopropyl ether	Ethylbenzene	Hexachloro-1,3-butadiene	Isopropylbenzene (Cumene)	Methylene Chloride	Methyl-tert-butyl ether	Naphthalene	n-Propylbenzene	Styrene	Tetrachloroethene	Toluene	Trichloroethene	Trichlorofluoromethane	1,2,4-Trimethylbenzene	1,3,5-Trimethylbenzene	Vinyl chloride	Xylene (Total)	m&p-Xylene	o-Xylene	C5 - C8 Aliphatics	C9 - C12 Aliphatics	C9 - C10 Aromatics	VPH (Total)
NCAC 2L Standards				**15**	**1**	**NE**	**0.6**	**70**	**70**	**3000**	**70**	**3**	**100**	**0.4**	**0.4**	**70**	**600**	**0.4**	**70**	**5**	**20**	**6**	**70**	**70**	**0.7**	**600**	**3**	**2000**	**400**	**400**	**0.03**	**500**	**500**	**500**	**400**	**700**	**200**	**NE**
IMAC Standards				--	--	--	--	--	--	--	--	--	--	--	--	--	--	--	--	--	--	--	--	--	--	--	--	--	--	--	--	--	--	--	--	--	--
92532417	MW-06_20210408	MW-06	04/08/2021	<5	<0.5	<0.5	<0.5	<0.5	<0.5	<1	<0.5	<1	<0.5	<0.5	<0.5	<0.5	<0.5	<2	<0.5	<2	<0.5	<2	<0.5	<0.5	<0.5	**0.76**	<0.5	<1	<0.5	<0.5	<1	<1.5	<1	<0.5	<50	<50	<50	<50
92532417	DUP-1-20210408	MW-06	04/08/2021	<5	<0.5	<0.5	<0.5	<0.5	<0.5	<1	<0.5	<1	<0.5	<0.5	<0.5	<0.5	<0.5	<2	<0.5	<2	<0.5	<2	<0.5	<0.5	<0.5	**0.78**	<0.5	<1	<0.5	<0.5	<1	<1.5	<1	<0.5	<50	<50	<50	<50
92537489	MW-06_20210506	MW-06	05/06/2021	<5	<0.5	<0.5	<0.5	<0.5	<0.5	<1	<0.5	<1	<0.5	<0.5	<0.5	<0.5	<0.5	<2	<0.5	<2	<0.5	<2	<0.5	<0.5	<0.5	<0.5	<0.5	<1	<0.5	<0.5	<1	<1.5	<1	<0.5	<50	<50	<50	<50
92541993	MW-06_20210602	MW-06	06/02/2021	<5	<0.5	<0.5	<0.5	<0.5	<0.5	<1	<0.5	<1	<0.5	<0.5	<0.5	<0.5	<0.5	<2	<0.5	<2	<0.5	<2	<0.5	<0.5	<0.5	<0.5	<0.5	<1	<0.5	<0.5	<1	<1.5	<1	<0.5	<50	<50	<50	<50
92548527	MW-06_20210708	MW-06	07/08/2021	<5	<0.5	<0.5	<0.5	<0.5	<0.5	<1	<0.5	<1	<0.5	<0.5	<0.5	<0.5	<0.5	<2	<0.5	<2	<0.5	<2	<0.5	<0.5	<0.5	<0.5	<0.5	<1	<0.5	<0.5	<1	<1.5	<1	<0.5	<50	<50	<50	<50
92553563	MW-06_20210804	MW-06	08/04/2021	<5	<0.5	<0.5	<0.5	<0.5	<0.5	<1	<0.5	<1	<0.5	<0.5	<0.5	<0.5	<0.5	<2	<0.5	<2	<0.5	<2	<0.5	<0.5	<0.5	<0.5	<0.5	<1	<0.5	<0.5	<1	<1.5	<1	<0.5	<50	<50	<50	<50
92559014	MW-06_20210901	MW-06	09/01/2021	<5	<0.5	<0.5	<0.5	<0.5	<0.5	<1	<0.5	<1	<0.5	<0.5	<0.5	<0.5	<0.5	<2	<0.5	<2	<0.5	<2	<0.5	<0.5	<0.5	<0.5	<0.5	<1	<0.5	<0.5	<1	<1.5	<1	<0.5	<50	<50	<50	<50
92563487	MW-06_20210927	MW-06	09/27/2021	<5	<0.5	<0.5	<0.5	<0.5	<0.5	<0.5	<0.5	<1	<0.5	<0.5	<0.5	<0.5	<0.5	<0.6	<0.5	<5	<0.5	<0.5	<0.5	<0.5	<0.5	<0.5	<0.5	<0.5	<0.5	<0.5	<0.5	<1.5	<1	<0.5	<100	<100	<100	NA
92570816	MW-06_20211104	MW-06	11/04/2021	<5	<0.5	<0.5	<0.5	<0.5	<0.5	<1	<0.5	<1	<0.5	<0.5	<0.5	<0.5	<0.5	<2	<0.5	<2	<0.5	<2	<0.5	<0.5	<0.5	<0.5	<0.5	<1	<0.5	<0.5	<1	<1.5	<1	<0.5	<50	<50	<50	<50
92575654	MW-06_20211202	MW-06	12/02/2021	<5	<0.5	<0.5	<0.5	<0.5	<0.5	<1	<0.5	<1	<0.5	<0.5	<0.5	<0.5	<0.5	<2	<0.5	<2	<0.5	<2	<0.5	<0.5	<0.5	<0.5	<0.5	<1	<0.5	<0.5	<1	<1.5	<1	<0.5	<50	<50	<50	<50
92581742	MW-6_20220107	MW-06	01/07/2022	**0.23J**	<0.5	<0.5	<0.5	<0.5	<0.5	<1	<0.5	<1	<0.5	<0.5	<0.5	<0.5	<0.5	<2	<0.5	<2	<0.5	<2	<0.5	<0.5	<0.5	**0.69**	<0.5	<1	<0.5	<0.5	<1	<1.5	<1	<0.5	<50	<50	<50	<50
92586178	MW-06_20220203	MW-06	02/03/2022	**27.7**	**0.71**	<0.5	<0.5	<0.5	<0.5	<1	<0.5	<1	<0.5	<0.5	<0.5	<0.5	<0.5	<2	<0.5	<2	<0.5	<2	<0.5	<0.5	<0.5	<0.5	<0.5	<1	<0.5	<0.5	<1	<1.5	<1	<0.5	<50	<50	<50	<50
92493708	MW-7_20200902	MW-07	09/02/2020	<5	<0.5	<0.5	<0.5	<0.5	<0.5	<1	<0.5	<1	<0.5	<0.5	<0.5	<0.5	<0.5	<2	<0.5	<2	<0.5	<2	<0.5	<0.5	<0.5	<0.5	<0.5	<1	<0.5	<0.5	<1	<1.5	<1	<0.5	<100	<100	<100	<100
92501960	MW-7_20201023	MW-07	10/23/2020	**73.1**	<0.5	<0.5	<0.5	<0.5	<0.5	<1	<0.5	<1	<0.5	<0.5	<0.5	<0.5	<0.5	<2	<0.5	<2	<0.5	<2	<0.5	<0.5	<0.5	**1.0**	<0.5	<1	<0.5	<0.5	<1	<1.5	<1	<0.5	<100	<100	<100	<100
92508536	MW-7_20201130	MW-07	11/30/2020	**35.3**	<0.5	<0.5	<0.5	<0.5	<0.5	<1	<0.5	<1	<0.5	<0.5	<0.5	<0.5	<0.5	<2	<0.5	<2	<0.5	<2	<0.5	<0.5	<0.5	<0.5	<0.5	<1	<0.5	<0.5	<1	<1.5	<1	<0.5	<100	<100	<100	<100
92514598	MW-7_20210104	MW-07	01/04/2021	**78**	<0.5	<0.5	<0.5	<0.5	<0.5	<1	<0.5	<1	<0.5	<0.5	<0.5	<0.5	<0.5	<2	<0.5	<2	<0.5	<2	<0.5	<0.5	<0.5	<0.5	<0.5	<1	<0.5	<0.5	<1	<1.5	<1	<0.5	<100	<100	<100	<100
92521871	MW-7_20210211	MW-07	02/11/2021	**57.1**	**3.6**	<0.5	<0.5	<0.5	<0.5	<1	<0.5	<1	<0.5	<0.5	<0.5	<0.5	**4.0**	<2	<0.5	<2	<0.5	<2	**0.66**	<0.5	<0.5	**24.3**	<0.5	<1	**0.6**	<0.5	<1	**12.7**	**7.4**	**5.3**	<100	<100	<100	**182**
92526977	MW-07_20210310	MW-07	03/10/2021	<5	<0.5	<0.5	<0.5	<0.5	<0.5	<1	<0.5	<1	<0.5	<0.5	<0.5	<0.5	<0.5	<2	<0.5	<2	<0.5	<2	<0.5	<0.5	<0.5	<0.5	<0.5	<1	<0.5	<0.5	<1	<1.5	<1	<0.5	<100	<100	<100	<100
92532417	MW-07_20210408	MW-07	04/08/2021	**6.7**	<0.5	<0.5	<0.5	<0.5	<0.5	<1	<0.5	<1	<0.5	<0.5	<0.5	<0.5	<0.5	<2	<0.5	<2	<0.5	<2	<0.5	<0.5	<0.5	<0.5	<0.5	<1	<0.5	<0.5	<1	<1.5	<1	<0.5	<50	<50	<50	<50
92537489	MW-07_20210506	MW-07	05/06/2021	<5	<0.5	<0.5	<0.5	<0.5	<0.5	<1	<0.5	<1	<0.5	<0.5	<0.5	<0.5	<0.5	<2	<0.5	<2	<0.5	<2	<0.5	<0.5	<0.5	<0.5	<0.5	<1	<0.5	<0.5	<1	<1.5	<1	<0.5	<50	<50	<50	<50
92542375	MW-07_20210603	MW-07	06/03/2021	<5	<0.5	<0.5	<0.5	<0.5	<0.5	<1	<0.5	<1	<0.5	<0.5	<0.5	<0.5	<0.5	<2	<0.5	<2	<0.5	<2	<0.5	<0.5	<0.5	<0.5	<0.5	<1	<0.5	<0.5	<1	<1.5	<1	<0.5	<50	<50	<50	<50
92548527	MW-07_20210708	MW-07	07/08/2021	<5	<0.5	<0.5	<0.5	<0.5	<0.5	<1	<0.5	<1	<0.5	<0.5	<0.5	<0.5	<0.5	<2	<0.5	<2	<0.5	<2	<0.5	<0.5	<0.5	<0.5	<0.5	<1	<0.5	<0.5	<1	<1.5	<1	<0.5	<50	<50	<50	<50
92554137	MW-07_20210805	MW-07	08/05/2021	<5	**0.79**	<0.5	<0.5	<0.5	<0.5	<1	<0.5	<1	<0.5	<0.5	<0.5	<0.5	**1.4**	<2	<0.5	<2	<0.5	<2	<0.5	<0.5	<0.5	**8.3**	<0.5	<1	**0.79**	<0.5	<1	**7.7**	**5**	**2.7**	<50	<50	<50	**67.4**
92559014	MW-07_20210901	MW-07	09/01/2021	<5	**53.3**	<2	<2	<2	<2	<4	<2	<4	<2	<2	<2	<0.5	**43.5**	<8	<2	<8	**2.6**	**5.7J**	<2	<2	<2	**428**	<2	<4	**23.1**	<2	<4	**282**	**160**	**122**	**2,800**	**742**	**104**	**3,640**
92561826	MW-07_20210916	MW-07	09/16/2021	<5	**80.4**	<2	<2	<2	<2	<4	<2	<4	<2	<2	<2	**3.2**	**92.4**	<8	**2.7**	<8	<2	**19.1J**	**6.4**	<2	<2	**778**	<2	<4	**56.2**	**15.3**	<4	**551**	**342**	**209**	**4,730**	**1400**	<200	**6,320**
92563804	MW-07_20210928	MW-07	09/28/2021	<5	**23**	<0.5	<0.5	<0.5	**0.14J**	<0.5	<0.5	<0.6	<0.5	<0.5	<0.5	**1.5**	**59**	<0.6	**1.7**	<5	<0.5	**2.5**	**2.9**	<0.5	<0.5	**290**	<0.5	<0.5	**32**	**12**	<0.5	**360**	**230**	**130**	**1,100**	<100	**150**	NA
92494322	MW-8_20200903	MW-08	09/03/2020	<5	<0.5	<0.5	**2.5**	<0.5	<0.5	<1	**15.5**	<1	<0.5	**3.8**	<0.5	<0.5	<0.5	<2	<0.5	<2	<0.5	<2	<0.5	<0.5	<0.5	**2.3**	<0.5	<1	<0.5	<0.5	<1	**1.78**	**1.2**	**0.58**	<100	<100	<100	<100
92495239	MW-08_20200913	MW-08	09/13/2020	<5	<0.5	<0.5	**1.6**	<0.5	<0.5	<1	**12.8**	<1	<0.5	<0.5	<0.5	<0.5	<0.5	<2	<0.5	<2	<0.5	<2	<0.5	<0.5	<0.5	**0.56**	<0.5	<1	<0.5	<0.5	<1	<1.5	<1	<0.5	<100	<100	<100	<100
92501345	MW-08_20201020	MW-08	10/20/2020	**11.2**	<0.5	<0.5	<0.5	<0.5	<0.5	<1	**3.5**	<1	<0.5	<0.5	<0.5	<0.5	<0.5	<2	<0.5	<2	<0.5	<2	<0.5	<0.5	<0.5	<0.5	<0.5	<1	<0.5	<0.5	<1	<1.5	<1	<0.5	<100	<100	<100	<100
92508886	MW-8_20201201	MW-08	12/02/2020	**9.7**	<0.5	<0.5	<0.5	<0.5	<0.5	<1	**0.96**	<1	<0.5	<0.5	<0.5	<0.5	<0.5	<2	<0.5	<2	<0.5	<2	<0.5	<0.5	<0.5	<0.5	<0.5	<1	<0.5	<0.5	<1	<1.5	<1	<0.5	<100	<100	<100	<100
92515216	MW-08_20210106	MW-08	01/06/2021	**10**	<0.5	<0.5	<0.5	<0.5	<0.5	<1	**0.93**	<1	<0.5	<0.5	<0.5	<0.5	<0.5	<2	<0.5	<2	<0.5	<2	<0.5	<0.5	<0.5	<0.5	<0.5	<1	<0.5	<0.5	<1	<1.5	<1	<0.5	<100	<100	<100	<100
92522126	MW-8_20210212	MW-08	02/12/2021	<5	<0.5	<0.5	<0.5	<0.5	<0.5	<1	**0.77**	<1	<0.5	<0.5	<0.5	<0.5	<0.5	<2	<0.5	<2	<0.5	<2	<0.5	<0.5	<0.5	<0.5	<0.5	<1	<0.5	<0.5	<1	<1.5	<1	<0.5	<100	<100	<100	<100
92527474	MW-08_20210312	MW-08	03/12/2021	<5	<0.5	<0.5	<0.5	<0.5	<0.5	<1	**0.87**	<1	<0.5	<0.5	<0.5	<0.5	<0.5	<2	<0.5	<2	<0.5	<2	<0.5	<0.5	<0.5	<0.5	<0.5	<1	<0.5	<0.5	<1	<1.5	<1	<0.5	<50	<50	<50	<50
92531580	MW-08_20210406	MW-08	04/06/2021	<5	<0.5	<0.5	<0.5	<0.5	<0.5	<1	**0.70**	<1	<0.5	<0.5	<0.5	<0.5	<0.5	<2	<0.5	<2	<0.5	<2	<0.5	<0.5	<0.5	<0.5	<0.5	<1	<0.5	<0.5	<1	<1.5	<1	<0.5	<50	<50	<50	<50
92536726	MW-08_20210504	MW-08	05/04/2021	<5	<0.5	<0.5	<0.5	<0.5	<0.5	<1	**0.50**	<1	<0.5	<0.5	<0.5	<0.5	<0.5	<2	<0.5	<2	<0.5	<2	<0.5	<0.5	<0.5	<0.5	<0.5	<1	<0.5	<0.5	<1	<1.5	<1	<0.5	<50	<50	<50	<50
92542350	MW-08_20210603	MW-08	06/03/2021	<5	<0.5	<0.5	<0.5	<0.5	<0.5	<1	**0.49J**	<1	<0.5	<0.5	<0.5	<0.5	<0.5	<2	<0.5	<2	<0.5	<2	<0.5	<0.5	<0.5	<0.5	<0.5	<1	<0.5	<0.5	<1	<1.5	<1	<0.5	<50	<50	<50	<50
92547899	MW-08_20210706	MW-08	07/06/2021	<5	<0.5	<0.5	<0.5	<0.5	<0.5	<1	**0.5J**	<1	<0.5	<0.5	<0.5	<0.5	<0.5	<2	<0.5	<2	<0.5	<2	<0.5	<0.5	<0.5	<0.5	<0.5	<1	<0.5	<0.5	<1	<1.5	<1	<0.5	<50	<50	<50	<50
92553185	MW-08_20210803	MW-08	08/03/2021	<5	<0.5	<0.5	<0.5	<0.5	<0.5	<1	**0.41J**	<1	<0.5	<0.5	<0.5	<0.5	<0.5	<2	<0.5	<2	<0.5	<2	<0.5	<0.5	<0.5	<0.5	<0.5	<1	<0.5	<0.5	<1	<1.5	<1	<0.5	<50	<50	<50	<50
92558740	MW-08_20210831	MW-08	08/31/2021	<5	<0.5	<0.5	<0.5	<0.5	<0.5	<1	**0.45J**	<1	<0.5	<0.5	<0.5	<0.5	<0.5	<2	<0.5	<2	<0.5	<2	<0.5	<0.5	<0.5	<0.5	<0.5	<1	<0.5	<0.5	<1	<1.5	<1	<0.5	<50	<50	<50	<50
92564678	MW-08_20211004	MW-08	10/04/2021	<5.0	<0.5	<0.5	<0.5	<0.5	<0.5	<0.5	**0.23J**	<0.6	<0.5	<0.5	<0.5	<0.5	<0.5	<0.6	<0.5	<5	<0.5	<0.5	<0.5	<0.5	<0.5	<0.5	<0.5	<0.5	<0.5	<0.5	<0.5	<1.5	<1	<0.5	<100	<100	<100	NA
92569882	MW-08_20211101	MW-08	11/01/2021	<5	<0.5	<0.5	<0.5	<0.5	<0.5	<1	<0.5	<1	<0.5	<0.5	<0.5	<0.5	<0.5	<2	<0.5	<2	<0.5	<2	<0.5	<0.5	<0.5	<0.5	<0.5	<1	<0.5	<0.5	<1	<1.5	<1	<0.5	<50	<50	<50	<50
92575208	MW-08_20211201	MW-08	12/01/2021	<5	<0.5	<0.5	<0.5	<0.5	<0.5	<1	<0.5	<1	<0.5	<0.5	<0.5	<0.5	<0.5	<2	<0.5	<2	<0.5	<2	<0.5	<0.5	<0.5	<0.5	<0.5	<1	<0.5	<0.5	<1	<1.5	<1	<0.5	<50	<50	<50	<50
92580645 92580644	MW-08_20220103	MW-08	01/03/2022	**0.15J**	<0.5	<0.5	<0.5	<0.5	<0.5	<1	<0.5	<1	<0.5	<0.5	<0.5	<0.5	<0.5	<2	<0.5	<2	<0.5	<2	<0.5	<0.5	<0.5	<0.5	<0.5	<1	<0.5	<0.5	<1	<1.5	<1	<0.5	<50	<50	<50	<50
92585560	MW-08_20220201	MW-08	02/01/2022	<5	<0.5	<0.5	<0.5	<0.5	<0.5	<1	<0.5	<1	<0.5	<0.5	<0.5	<0.5	<0.5	<2	<0.5	<2	<0.5	<2	<0.5	<0.5	<0.5	<0.5	<0.5	<1	<0.5	<0.5	<1	<1.5	<1	<0.5	<50	<50	<50	<50
92493708	MW-9_20200902	MW-09	09/02/2020	<5	<0.5	<0.5	<0.5	<0.5	<0.5	<1	<0.5	<1	<0.5	<0.5	<0.5	<0.5	<0.5	<2	<0.5	<2	<0.5	<2	<0.5	<0.5	<0.5	<0.5	<0.5	<1	<0.5	<0.5	<1	<1.5	<1	<0.5	<100	<100	<100	<100
92495241	MW-09_20200913	MW-09	09/13/2020	<5	<0.5	<0.5	<0.5	<0.5	<0.5	<1	<0.5	<1	<0.5	<0.5	<0.5	<0.5	<0.5	<2	<0.5	<2	<0.5	<2	<0.5	<0.5	<0.5	<0.5	<0.5	<1	<0.5	<0.5	<1	<1.5	<1	<0.5	<100	<100	<100	<100
92501616	MW-9_20201021	MW-09	10/21/2020	<5	<0.5	<0.5	<0.5	<0.5	<0.5	<1	<0.5	<1	<0.5	<0.5	<0.5	<0.5	<0.5	<2	<0.5	<2	<0.5	<2	<0.5	<0.5	<0.5	<0.5	<0.5	<1	<0.5	<0.5	<1	<1.5	<1	<0.5	<100	<100	<100	<100
92508536	MW-09_20201130	MW-09	11/30/2020	**7.2**	<0.5	<0.5	<0.5	<0.5	<0.5	<1	<0.5	<1	<0.5	<0.5	<0.5	<0.5	<0.5	<2	<0.5	<2	<0.5	<2	<0.5	<0.5	<0.5	<0.5	<0.5	<1	<0.5	<0.5	<1	<1.5	<1	<0.5	<100	<100	<100	<100
92514598	MW-9_20210104	MW-09	01/04/2021	**5.1**	<0.5	<0.5	<0.5	<0.5	<0.5	<1	<0.5	<1	<0.5	<0.5	<0.5	<0.5	<0.5	<2	<0.5	<2	<0.5	<2	<0.5	<0.5	<0.5	<0.5	<0.5	<1	<0.5	<0.5	<1	<1.5	<1	<0.5	<100	<100	<100	<100

Table 5A
Summary of Monitoring Well Sampling Results

Colonial Pipeline Company
2020-L1-SR2448
Huntersville, North Carolina

Lab Report Number	Sample ID	Well ID	Sample Date	Metals (µg/L)	VOCs (µg/L)																												MADEP VPH (µg/L)			
				Lead	Benzene	Bromochloromethane	Bromodichloromethane	n-Butylbenzene	sec-Butylbenzene	Chloroethane	Chloroform	Chloromethane	2-Chlorotoluene	Dibromochloromethane	1,2-Dichloroethane	Diisopropyl ether	Ethylbenzene	Hexachloro-1,3-butadiene	Isopropylbenzene (Cumene)	Methylene Chloride	Methyl-tert-butyl ether	Naphthalene	n-Propylbenzene	Styrene	Tetrachloroethene	Toluene	Trichloroethene	Trichlorofluoromethane	1,2,4-Trimethylbenzene	1,3,5-Trimethylbenzene	Vinyl chloride	Xylene (Total)	m&p-Xylene	o-Xylene	C5 - C8 Aliphatics	C9 - C12 Aliphatics	C9 - C10 Aromatics	VPH (Total)
NCAC 2L Standards				**15**	**1**	**NE**	**0.6**	**70**	**70**	**3000**	**70**	**3**	**100**	**0.4**	**0.4**	**70**	**600**	**0.4**	**70**	**5**	**20**	**6**	**70**	**70**	**0.7**	**600**	**3**	**2000**	**400**	**400**	**0.03**	**500**	**500**	**500**	**400**	**700**	**200**	**NE**
IMAC Standards				--	--	--	--	--	--	--	--	--	--	--	--	--	--	--	--	--	--	--	--	--	--	--	--	--	--	--	--	--	--	--	--	--	--
92521237	MW-9_20210209	MW-09	02/09/2021	<5	<0.5	<0.5	<0.5	<0.5	<0.5	<1	<0.5	<1	<0.5	<0.5	<0.5	<0.5	<0.5	<2	<0.5	<2	<0.5	<2	<0.5	<0.5	<0.5	<0.5	<0.5	<0.5	<1	<0.5	<0.5	<1	<1.5	<1	<0.5	<100	<100	<100	<100
92527327	MW-09_20210311	MW-09	03/11/2021	<5	<0.5	<0.5	<0.5	<0.5	<0.5	<1	<0.5	<1	<0.5	<0.5	<0.5	<0.5	<0.5	<2	<0.5	<2	<0.5	<2	<0.5	<0.5	<0.5	<0.5	<0.5	<0.5	<1	<0.5	<0.5	<1	<1.5	<1	<0.5	<50	<50	<50	<50
92532417	MW-09_20210409	MW-09	04/09/2021	<5	<0.5	<0.5	<0.5	<0.5	<0.5	<1	<0.5	<1	<0.5	<0.5	<0.5	<0.5	<0.5	<2	<0.5	<2	<0.5	<2	<0.5	<0.5	<0.5	<0.5	<0.5	<0.5	<1	<0.5	<0.5	<1	<1.5	<1	<0.5	<50	<50	<50	<50
92541993	MW-09_20210602	MW-09	06/02/2021	<5	<0.5	<0.5	<0.5	<0.5	<0.5	<1	<0.5	<1	<0.5	<0.5	<0.5	<0.5	<0.5	<2	<0.5	<2	<0.5	<2	<0.5	<0.5	<0.5	<0.5	<0.5	<0.5	<1	<0.5	<0.5	<1	<1.5	<1	<0.5	<50	<50	<50	<50
92548787	MW-09_20210709	MW-09	07/09/2021	<5	<0.5	<0.5	<0.5	<0.5	<0.5	<1	<0.5	<1	<0.5	<0.5	<0.5	<0.5	<0.5	<2	<0.5	<2	<0.5	<2	<0.5	<0.5	<0.5	<0.5	<0.5	<0.5	<1	<0.5	<0.5	<1	<1.5	<1	<0.5	<50	<50	<50	<50
92553563	MW-09_20210804	MW-09	08/04/2021	<5	<0.5	<0.5	<0.5	<0.5	<0.5	<1	<0.5	<1	<0.5	<0.5	<0.5	<0.5	<0.5	**4.2**	<0.5	<2	<0.5	<2	<0.5	<0.5	<0.5	<0.5	<0.5	<0.5	<1	<0.5	<0.5	<1	<1.5	<1	<0.5	<50	<50	<50	<50
92559360	MW-09_20210902	MW-09	09/02/2021	<5	<0.5	<0.5	<0.5	<0.5	<0.5	<1	<0.5	<1	<0.5	<0.5	<0.5	<0.5	<0.5	<2	<0.5	<2	<0.5	<2	<0.5	<0.5	<0.5	<0.5	<0.5	<0.5	<1	<0.5	<0.5	<1	<1.5	<1	<0.5	<50	<50	<50	<50
92564084	MW-09_20210929	MW-09	09/29/2021	<5.0	<0.5	<0.5	<0.5	<0.5	<0.5	<0.5	<0.5	<2	<0.5	<0.5	<0.5	<0.5	<0.5	<0.6	<0.5	<5	<0.5	<0.5	<0.5	<0.5	<0.5	<0.5	<0.5	<0.5	<1	<0.5	<0.5	<0.5	<1.5	<1	<0.5	<100	<100	<100	NA
92564084	DUP-1-20210929	MW-09	09/29/2021	<5	<0.5	<0.5	<0.5	<0.5	<0.5	<0.5	<0.5	<0.6	<0.5	<0.5	<0.5	<0.5	<0.5	<0.6	<0.5	<5	<0.5	<0.5	<0.5	<0.5	<0.5	<0.5	<0.5	<0.5	<1	<0.5	<0.5	<0.5	<1.5	<1	<0.5	<100	<100	<100	NA
92570816	MW-09_20211104	MW-09	11/04/2021	<5	<0.5	<0.5	<0.5	<0.5	<0.5	<1	<0.5	<1	<0.5	<0.5	<0.5	<0.5	<0.5	<2	<0.5	<2	<0.5	<2	<0.5	<0.5	<0.5	<0.5	<0.5	<0.5	<1	<0.5	<0.5	<1	<1.5	<1	<0.5	<50	<50	<50	<50
92575654	MW-09_20211202	MW-09	12/02/2021	<5	<0.5	<0.5	<0.5	<0.5	<0.5	<1	<0.5	<1	<0.5	<0.5	<0.5	<0.5	<0.5	<2	<0.5	<2	<0.5	<2	<0.5	<0.5	<0.5	<0.5	<0.5	<0.5	<1	<0.5	<0.5	<1	<1.5	<1	<0.5	<50	<50	<50	<50
92583376	MW-09_20220106	MW-09	01/06/2022	**0.09J**	<0.5	<0.5	<0.5	<0.5	<0.5	<1	<0.5	<1	<0.5	<0.5	<0.5	<0.5	<0.5	<2	<0.5	<2	<0.5	<2	<0.5	<0.5	<0.5	<0.5	<0.5	<0.5	<1	<0.5	<0.5	<1	<1.5	<1	<0.5	<50	<50	<50	<50
92586178	MW-09_20220203	MW-09	02/03/2022	<5	<0.5	<0.5	<0.5	<0.5	<0.5	<1	<0.5	<1	<0.5	<0.5	<0.5	<0.5	<0.5	<2	<0.5	<2	<0.5	<2	<0.5	<0.5	<0.5	<0.5	<0.5	<0.5	<1	<0.5	<0.5	<1	<1.5	<1	<0.5	<50	<50	<50	<50
92493864	MW-11_20200903	MW-11	09/03/2020	<5	<0.5	<0.5	**2.1**	<0.5	<0.5	<1	**18.3**	<1	<0.5	**3.7**	<0.5	<0.5	<0.5	<2	<0.5	<2	<0.5	<2	<0.5	<0.5	**4.1**	**1.2**	<0.5	<1	**1**	<0.5	<1	**2.55**	**1.8**	**0.75**	<100	<100	<100	<100
92495244	MW-11_20200913	MW-11	09/13/2020	<5	<0.5	<0.5	<0.5	<0.5	<0.5	<1	**6.3**	<1	<0.5	<0.5	<0.5	<0.5	<0.5	<2	<0.5	<2	<0.5	<2	<0.5	<0.5	**1.9**	<0.5	<0.5	<1	<0.5	<0.5	<1	<1.5	<1	<0.5	<100	<100	<100	<100
92501344	MW-11_20201020	MW-11	10/20/2020	**17.8**	**1,740**	<20	<20	<20	<20	<40	<20	<40	<20	<20	<20	**172**	**286**	<80	<20	**99.8**	**29.5**	<80	<20	<20	<20	**4,370**	<20	<40	**265**	<20	<40	**1,755**	**1,110**	**645**	**16,700**	**4,580**	**1,370**	**5,950**
92493708	MW-12_20200902	MW-12	09/02/2020	<25	<0.5	<0.5	<0.5	<0.5	<0.5	<1	<0.5	<1	<0.5	<0.5	<0.5	<0.5	<0.5	<2	<0.5	<2	<0.5	<2	<0.5	<0.5	<0.5	<0.5	<0.5	<0.5	<1	<0.5	<0.5	<1	<1.5	<1	<0.5	<100	<100	<100	<100
92501616	MW-12_20201021	MW-12	10/21/2020	<5	<0.5	<0.5	<0.5	<0.5	<0.5	<1	<0.5	<1	<0.5	<0.5	<0.5	<0.5	<0.5	<2	<0.5	<2	<0.5	<2	<0.5	<0.5	<0.5	<0.5	<0.5	<0.5	<1	<0.5	<0.5	<1	<1.5	<1	<0.5	<100	<100	<100	<100
92508536	MW-12_20201130	MW-12	11/30/2020	**8.7**	<0.5	<0.5	<0.5	<0.5	<0.5	<1	<0.5	<1	<0.5	<0.5	<0.5	<0.5	<0.5	<2	<0.5	<2	<0.5	<2	<0.5	<0.5	<0.5	<0.5	<0.5	<0.5	<1	<0.5	<0.5	<1	<1.5	<1	<0.5	<100	<100	<100	<100
92514598	MW-12_20210104	MW-12	01/04/2021	<5	<0.5	<0.5	<0.5	<0.5	<0.5	<1	<0.5	<1	<0.5	<0.5	<0.5	<0.5	<0.5	<2	<0.5	<2	<0.5	<2	<0.5	<0.5	<0.5	<0.5	<0.5	<0.5	<1	<0.5	<0.5	<1	<1.5	<1	<0.5	<100	<100	<100	<100
92520901	MW-12_20210208	MW-12	02/08/2021	<5	<0.5	<0.5	<0.5	<0.5	<0.5	<1	<0.5	<1	<0.5	<0.5	<0.5	<0.5	<0.5	<2	<0.5	<2	<0.5	<2	<0.5	<0.5	<0.5	<0.5	<0.5	<0.5	<1	<0.5	<0.5	<1	<1.5	<1	<0.5	<100	<100	<100	<100
92527327	MW-12_20210311	MW-12	03/11/2021	<5	<0.5	<0.5	<0.5	<0.5	<0.5	<1	<0.5	<1	<0.5	<0.5	<0.5	<0.5	<0.5	<2	<0.5	<2	<0.5	<2	<0.5	<0.5	<0.5	<0.5	<0.5	<0.5	<1	<0.5	<0.5	<1	<1.5	<1	<0.5	<50	<50	<50	<50
92532417	MW-12_20210408	MW-12	04/08/2021	<5	<0.5	<0.5	<0.5	<0.5	<0.5	<1	<0.5	<1	<0.5	<0.5	<0.5	<0.5	<0.5	<2	<0.5	<2	<0.5	<2	<0.5	<0.5	<0.5	<0.5	<0.5	<0.5	<1	<0.5	<0.5	<1	<1.5	<1	<0.5	<50	<50	<50	<50
92537784	MW-12_20210507	MW-12	05/07/2021	<5	<0.5	<0.5	<0.5	<0.5	<0.5	<1	<0.5	<1	<0.5	<0.5	<0.5	<0.5	<0.5	<2	<0.5	<2	<0.5	<2	<0.5	<0.5	<0.5	<0.5	<0.5	<0.5	<1	<0.5	<0.5	<1	<1.5	<1	<0.5	<50	<50	<50	<50
92537784	DUP-1-20210507	MW-12	05/07/2021	<5	<0.5	<0.5	<0.5	<0.5	<0.5	<1	<0.5	<1	<0.5	<0.5	<0.5	<0.5	<0.5	<2	<0.5	<2	<0.5	<2	<0.5	<0.5	<0.5	<0.5	<0.5	<0.5	<1	<0.5	<0.5	<1	<1.5	<1	<0.5	<50	<50	<50	<50
92542375	MW-12_20210603	MW-12	06/03/2021	<5	<0.5	<0.5	<0.5	<0.5	<0.5	<1	<0.5	<1	<0.5	<0.5	<0.5	<0.5	<0.5	<2	<0.5	<2	<0.5	<2	<0.5	<0.5	<0.5	<0.5	<0.5	<0.5	<1	<0.5	<0.5	<1	<1.5	<1	<0.5	<50	<50	<50	<50
92548787	MW-12_20210709	MW-12	07/09/2021	<5	<0.5	<0.5	<0.5	<0.5	<0.5	<1	<0.5	<1	<0.5	<0.5	<0.5	<0.5	<0.5	<2	<0.5	<2	<0.5	<2	<0.5	<0.5	<0.5	<0.5	<0.5	<0.5	<1	<0.5	<0.5	<1	<1.5	<1	<0.5	<50	<50	<50	<50
92554285	MW-12_20210806	MW-12	08/06/2021	<5	<0.5	<0.5	<0.5	<0.5	<0.5	<1	<0.5	<1	<0.5	<0.5	<0.5	<0.5	<0.5	<2	<0.5	<2	<0.5	<2	<0.5	<0.5	<0.5	<0.5	<0.5	<0.5	<1	<0.5	<0.5	<1	<1.5	<1	<0.5	<50	<50	<50	<50
92559014	MW-12_20210901	MW-12	09/01/2021	<5	<0.5	<0.5	<0.5	<0.5	<0.5	<1	<0.5	<1	<0.5	<0.5	<0.5	<0.5	<0.5	<2	<0.5	<2	<0.5	<2	<0.5	<0.5	<0.5	<0.5	<0.5	<0.5	<1	<0.5	<0.5	<1	<1.5	<1	<0.5	<50	<50	<50	<50
92563487	MW-12_20210927	MW-12	09/27/2021	<5	<0.5	<0.5	<0.5	<0.5	<0.5	<0.5	<0.5	<1	<0.5	<0.5	<0.5	<0.5	<0.5	<0.6	<0.5	<5	<0.5	<0.5	<0.5	<0.5	<0.5	<0.5	<0.5	<0.5	<1	<0.5	<0.5	<0.5	<1.5	<1	<0.5	<100	<100	<100	NA
92570816	MW-12_20211104	MW-12	11/04/2021	<5	<0.5	<0.5	<0.5	<0.5	<0.5	<1	<0.5	<1	<0.5	<0.5	<0.5	<0.5	<0.5	<2	<0.5	<2	<0.5	<2	<0.5	<0.5	<0.5	<0.5	<0.5	<0.5	<1	<0.5	<0.5	<1	<1.5	<1	<0.5	<50	<50	<50	<50
92575654	MW-12_20211202	MW-12	12/02/2021	<5	<0.5	<0.5	<0.5	<0.5	<0.5	<1	<0.5	<1	<0.5	<0.5	<0.5	<0.5	<0.5	<2	<0.5	<2	<0.5	<2	<0.5	<0.5	<0.5	<0.5	<0.5	<0.5	<1	<0.5	<0.5	<1	<1.5	<1	<0.5	<50	<50	<50	<50
92581742	MW-12_20220107	MW-12	01/07/2022	**6.7**	<0.5	<0.5	<0.5	<0.5	<0.5	<1	<0.5	<1	<0.5	<0.5	<0.5	<0.5	<0.5	<2	<0.5	<2	<0.5	<2	<0.5	<0.5	<0.5	<0.5	<0.5	<0.5	<1	<0.5	<0.5	<1	<1.5	<1	<0.5	<50	<50	<50	<50
92586178	MW-12_20220203	MW-12	02/03/2022	<5	<0.5	<0.5	<0.5	<0.5	<0.5	<1	<0.5	<1	<0.5	<0.5	<0.5	<0.5	<0.5	<2	<0.5	<2	<0.5	<2	<0.5	<0.5	<0.5	<0.5	<0.5	<0.5	<1	<0.5	<0.5	<1	<1.5	<1	<0.5	<50	<50	<50	<50
92495627	MW-13_20200915	MW-13	09/15/2020	<5	<0.5	<0.5	**2.2**	<0.5	<0.5	<1	**21.7**	<1	<0.5	**0.54**	<0.5	<0.5	<0.5	<2	<0.5	<2	<0.5	<2	<0.5	<0.5	**4.4**	**1.5**	<0.5	<1	**0.76**	<0.5	<1	**2.72**	**1.8**	**0.92**	<100	<100	<100	<100
92499587	MW-13_20201007	MW-13	10/07/2020	<5	<0.5	<0.5	**0.55**	<0.5	<0.5	<1	**15.1**	<1	<0.5	<0.5	<0.5	<0.5	<0.5	<2	<0.5	<2	<0.5	<2	<0.5	<0.5	**2.8**	**0.53**	<0.5	<1	<0.5	<0.5	<1	<1.5	<1	<0.5	<100	<100	<100	<100
92501345	MW-13_20201020	MW-13	10/20/2020	<5	<0.5	<0.5	<0.5	<0.5	<0.5	<1	**5.1**	<1	<0.5	<0.5	<0.5	<0.5	<0.5	<2	<0.5	<2	<0.5	<2	<0.5	<0.5	**1.2**	**0.97**	<0.5	<1	<0.5	<0.5	<1	<1.5	<1	<0.5	<100	<100	<100	<100
92509251	MW-13_20201202	MW-13	12/02/2020	<5	<0.5	<0.5	<0.5	<0.5	<0.5	<1	**6.2**	<1	<0.5	<0.5	<0.5	<0.5	<0.5	<2	<0.5	<2	<0.5	<2	<0.5	<0.5	**1.1**	<0.5	<0.5	<1	<0.5	<0.5	<1	<1.5	<1	<0.5	<100	<100	<100	<100
92515216	MW-13_20210106	MW-13	01/06/2021	<5	<0.5	<0.5	<0.5	<0.5	<0.5	<1	**4.6**	<1	<0.5	<0.5	<0.5	<0.5	<0.5	<2	<0.5	<2	<0.5	<2	<0.5	<0.5	**0.85**	<0.5	<0.5	<1	<0.5	<0.5	<1	<1.5	<1	<0.5	<100	<100	<100	<100
92522126	MW-13_20210212	MW-13	02/12/2021	<5	<0.5	<0.5	<0.5	<0.5	<0.5	<1	**3**	<1	<0.5	<0.5	<0.5	<0.5	<0.5	<2	<0.5	<2	<0.5	<2	<0.5	<0.5	**0.69**	<0.5	<0.5	<1	<0.5	<0.5	<1	<1.5	<1	<0.5	<100	<100	<100	<100
92527474	MW-13_20210312	MW-13	03/12/2021	<5	<0.5	<0.5	<0.5	<0.5	<0.5	<1	**4.6**	<1	<0.5	<0.5	<0.5	<0.5	<0.5	<2	<0.5	<2	<0.5	<2	<0.5	<0.5	**1.1**	**0.64**	<0.5	<1	<0.5	<0.5	<1	<1.5	<1	<0.5	<50	<50	<50	<50
92531580	MW-13_20210406	MW-13	04/06/2021	<5	<0.5	<0.5	<0.5	<0.5	<0.5	<1	**2.8**	<1	<0.5	<0.5	<0.5	<0.5	<0.5	<2	<0.5	<2	<0.5	<2	<0.5	<0.5	**0.58**	**0.65**	<0.5	<1	<0.5	<0.5	<1	<1.5	<1	<0.5	<50	<50	<50	<50
92537158	MW-13_20210505	MW-13	05/05/2021	<5	**0.65**	<0.5	**0.37J**	<0.5	<0.5	<1	**3.7**	<1	<0.5	<0.5	<0.5	<0.5	<0.5	<2	<0.5	<2	<0.5	<2	<0.5	<0.5	**0.94**	<0.5	<0.5	<1	<0.5	<0.5	<1	<1	<1	<0.5	<50	<50	<50	<50
92541703	MW-13_20210601	MW-13	06/01/2021	<5	<0.5	<0.5	**0.58**	<0.5	<0.5	<1	**5.3**	<1	<0.5	<0.5	<0.5	<0.5	<0.5	<2	<0.5	<2	<0.5	<2	<0.5	<0.5	**1.1**	<0.5	<0.5	<1	<0.5	<0.5	<1	<1.5	<1	<0.5	<50	<50	<50	<50
92547899	MW-13_20210706	MW-13	07/06/2021	<5	<0.5	<0.5	<0.5	<0.5	<0.5	<1	**2.9J**	<1	<0.5	<0.5	<0.5	<0.5	<0.5	<2	<0.5	<2	<0.5	<2	<0.5	<0.5	**0.59**	<0.5	<0.5	<1	<0.5	<0.5	<1	<1.5	<1	<0.5	<50	<50	<50	<50
92547899	DUP-1-20210706	MW-13	07/06/2021	<5	<0.5	<0.5	<0.5	<0.5	<0.5	<1	**3.0**	<1	<0.5	<0.5	<0.5	<0.5	<0.5	<2	<0.5	<2	<0.5	**0.73J**	<0.5	<0.5	**0.58**	<0.5	<0.5	<1	<0.5	<0.5	<1	**1.2J**	**0.75J**	**0.45J**	<50	<50	<50	<50
92553185	MW-13_20210803	MW-13	08/03/2021	<5	<0.5	<0.5	<0.5	<0.5	<0.5	<1	**1.8**	<1	<0.5	<0.5	<0.5	<0.5	<0.5	<2	<0.5	<2	<0.5	<2	<0.5	<0.5	<0.5	<0.5	<0.5	<0.5	<1	<0.5	<0.5	<1	<1.5	<1	<0.5	<50	<50	<50	<50
92558740	MW-13_20210831	MW-13	08/31/2021	<5	<0.5	<0.5	<0.5	<0.5	<0.5	<1	**1.4**	<1	<0.5	<0.5	<0.5	<0.5	<0.5	<2	<0.5	<2	<0.5	<2	<0.5	<0.5	<0.5	<0.5	<0.5	<0.5	<1	<0.5	<0.5	<1	<1.5	<1	<0.5	<50	<50	<50	<50
92564678	MW-13_20211004	MW-13	10/04/2021	<5.0	<0.5	<0.5	<0.5	<0.5	<0.5	<0.5	**0.72**	<0.6	<0.5	<0.5	<0.5	<0.5	<0.5	<0.6	<0.5	<5	<0.5	<0.5	<0.5	<0.5	**0.24J**	<0.5	<0.5	<0.5	<0.5	<0.5	<0.5	<1.5	<1	<0.5	<100	<100	<100	NA
92569882	MW-13_20211101	MW-13	11/01/2021	**7.7**	<0.5	<0.5	<0.5	<0.5	<0.5	<1	**0.51**	<1	<0.5	<0.5	<0.5	<0.5	<0.5	<2	<0.5	<2	<0.5	<2	<0.5	<0.5	<0.5	<0.5	<0.5	<0.5	<1	<0.5	<0.5	<1	<1.5	<1	<0.5	<50	<50	<50	<50
92574905	MW-13_20211130	MW-13	11/30/2021	<5	<0.5	<0.5	<0.5	<0.5	<0.5	<1	<0.5	<1	<0.5	<0.5	<0.5	<0.5	<0.5	<2	<0.5	<2	<0.5	<2	<0.5	<0.5	<0.5	<0.5	<0.5	<0.5	<1	<0.5	<0.5	<1	<1.5	<1	<0.5	<50	<50	<50	<50

Table 5A
Summary of Monitoring Well Sampling Results

Colonial Pipeline Company
2020-L1-SR2448
Huntersville, North Carolina

Lab Report Number	Sample ID	Well ID	Sample Date	Metals (µg/L)	VOCs (µg/L)																													MADEP VPH (µg/L)			
				Lead	Benzene	Bromochloromethane	Bromodichloromethane	n-Butylbenzene	sec-Butylbenzene	Chloroethane	Chloroform	Chloromethane	2-Chlorotoluene	Dibromochloromethane	1,2-Dichloroethane	Diisopropyl ether	Ethylbenzene	Hexachloro-1,3-butadiene	Isopropylbenzene (Cumene)	Methylene Chloride	Methyl-tert-butyl ether	Naphthalene	n-Propylbenzene	Styrene	Tetrachloroethene	Toluene	Trichloroethene	Trichlorofluoromethane	1,2,4-Trimethylbenzene	1,3,5-Trimethylbenzene	Vinyl chloride	Xylene (Total)	m&p-Xylene	o-Xylene	C5 - C8 Aliphatics	C9 - C12 Aliphatics	C9 - C10 Aromatics	VPH (Total)
NCAC 2L Standards				**15**	**1**	**NE**	**0.6**	**70**	**70**	**3000**	**70**	**3**	**100**	**0.4**	**0.4**	**70**	**600**	**0.4**	**70**	**5**	**20**	**6**	**70**	**70**	**0.7**	**600**	**3**	**2000**	**400**	**400**	**0.03**	**500**	**500**	**500**	**400**	**700**	**200**	**NE**
IMAC Standards				--	--	--	--	--	--	--	--	--	--	--	--	--	--	--	--	--	--	--	--	--	--	--	--	--	--	--	--	--	--	--	--	--	--
92580645 92580644	MW-13_20220103	MW-13	01/03/2022	<5	<0.5	<0.5	<0.5	<0.5	<0.5	<1	<0.5	<1	<0.5	<0.5	<0.5	<0.5	<0.5	<2	<0.5	<2	<0.5	<2	<0.5	<0.5	<0.5	<0.5	<0.5	<1	<0.5	<0.5	<1	<1.5	<1	<0.5	<50	<50	<50	<50
92585316	MW-13_20220131	MW-13	01/31/2022	<5	<0.5	<0.5	<0.5	<0.5	<0.5	<1	<0.5	<1	<0.5	<0.5	<0.5	<0.5	<0.5	<2	<0.5	<2	<0.5	<2	<0.5	<0.5	<0.5	<0.5	<0.5	<1	<0.5	<0.5	<1	<1.5	<1	<0.5	<50	<50	<50	<50
92495239	MW-14_20200913	MW-14	09/13/2020	<5	<0.5	<0.5	**0.7**	<0.5	<0.5	<1	**4.4**	<1	<0.5	<0.5	<0.5	<0.5	<0.5	<2	<0.5	<2	<0.5	<2	<0.5	<0.5	<0.5	<0.5	<0.5	<1	<0.5	<0.5	<1	<1.5	<1	<0.5	<100	<100	<100	<100
92501345	MW-14_20201020	MW-14	10/20/2020	<5	<0.5	<0.5	<0.5	<0.5	<0.5	<1	<0.5	<1	<0.5	<0.5	<0.5	<0.5	<0.5	<2	<0.5	<2	<0.5	<2	<0.5	<0.5	<0.5	**0.55**	<0.5	<1	<0.5	<0.5	<1	<1.5	<1	<0.5	<100	<100	<100	<100
92509251	MW-14_20201202	MW-14	12/02/2020	**18.7**	<0.5	<0.5	<0.5	<0.5	<0.5	<1	<0.5	<1	<0.5	<0.5	<0.5	<0.5	<0.5	<2	<0.5	<2	<0.5	<2	<0.5	<0.5	<0.5	<0.5	<0.5	<1	<0.5	<0.5	<1	<1.5	<1	<0.5	<100	<100	<100	<100
92514892	MW-14_20210105	MW-14	01/05/2021	**94.7**	<0.5	<0.5	<0.5	<0.5	<0.5	<1	**0.56**	<1	<0.5	<0.5	<0.5	<0.5	<0.5	<2	<0.5	<2	<0.5	<2	<0.5	<0.5	<0.5	<0.5	<0.5	<1	<0.5	<0.5	<1	<1.5	<1	<0.5	<100	<100	<100	<100
92522126	MW-14_20210212	MW-14	02/12/2021	<5	<0.5	<0.5	<0.5	<0.5	<0.5	<1	**0.64**	<1	<0.5	<0.5	<0.5	<0.5	<0.5	<2	<0.5	<2	<0.5	<2	<0.5	<0.5	<0.5	<0.5	<0.5	<1	<0.5	<0.5	<1	<1.5	<1	<0.5	<100	<100	<100	<100
92527474	MW-14_20210312	MW-14	03/12/2021	<5	<0.5	<0.5	<0.5	<0.5	<0.5	<1	**0.57**	<1	<0.5	<0.5	<0.5	<0.5	<0.5	<2	<0.5	<2	<0.5	<2	<0.5	<0.5	<0.5	<0.5	<0.5	<1	<0.5	<0.5	<1	<1.5	<1	<0.5	<50	<50	<50	<50
92531580	MW-14_20210406	MW-14	04/06/2021	<5	<0.5	<0.5	<0.5	<0.5	<0.5	<1	<0.5	<1	<0.5	<0.5	<0.5	<0.5	<0.5	<2	<0.5	<2	<0.5	<2	<0.5	<0.5	<0.5	<0.5	<0.5	<1	<0.5	<0.5	<1	<1.5	<1	<0.5	<50	<50	<50	<50
92536726	MW-14_20210504	MW-14	05/04/2021	<5	<0.5	<0.5	<0.5	<0.5	<0.5	<1	<0.5	<1	<0.5	<0.5	<0.5	<0.5	<0.5	<2	<0.5	<2	<0.5	<2	<0.5	<0.5	<0.5	<0.5	<0.5	<1	<0.5	<0.5	<1	<1.5	<1	<0.5	<50	<50	<50	<50
92541991	MW-14_20210602	MW-14	06/02/2021	<5	<0.5	<0.5	<0.5	<0.5	<0.5	<1	<0.5	<1	<0.5	<0.5	<0.5	<0.5	<0.5	<2	<0.5	<2	<0.5	<2	<0.5	<0.5	<0.5	<0.5	<0.5	<1	<0.5	<0.5	<1	<1.5	<1	<0.5	<50	<50	<50	<50
92541991	DUP-1-20210602	MW-14	06/02/2021	<5	<0.5	<0.5	<0.5	<0.5	<0.5	<1	<0.5	<1	<0.5	<0.5	<0.5	<0.5	<0.5	<2	<0.5	<2	<0.5	<2	<0.5	<0.5	<0.5	<0.5	<0.5	<1	<0.5	<0.5	<1	<1.5	<1	<0.5	<50	<50	<50	<50
92547899	MW-14_20210706	MW-14	07/06/2021	<5	<0.5	<0.5	<0.5	<0.5	<0.5	<1	<0.5	<1	<0.5	<0.5	<0.5	<0.5	<0.5	<2	<0.5	<2	<0.5	<2	<0.5	<0.5	<0.5	<0.5	<0.5	<1	<0.5	<0.5	<1	<1.5	<1	<0.5	<50	<50	<50	<50
92553185	MW-14_20210803	MW-14	08/03/2021	<5	<0.5	<0.5	<0.5	<0.5	<0.5	<1	<0.5	<1	<0.5	<0.5	<0.5	<0.5	<0.5	<2	<0.5	<2	<0.5	<2	<0.5	<0.5	<0.5	<0.5	<0.5	<1	<0.5	<0.5	<1	<1.5	<1	<0.5	<50	<50	<50	<50
92558740	MW-14_20210831	MW-14	08/31/2021	<5	<0.5	<0.5	<0.5	<0.5	<0.5	<1	<0.5	<1	<0.5	<0.5	<0.5	<0.5	<0.5	<2	<0.5	<2	<0.5	<2	<0.5	<0.5	<0.5	<0.5	<0.5	<1	<0.5	<0.5	<1	<1.5	<1	<0.5	<50	<50	<50	<50
92558740	DUP-2-20210831	MW-14	08/31/2021	<5	<0.5	<0.5	<0.5	<0.5	<0.5	<1	<0.5	<1	<0.5	<0.5	<0.5	<0.5	<0.5	<2	<0.5	<2	<0.5	<2	<0.5	<0.5	<0.5	<0.5	<0.5	<1	<0.5	<0.5	<1	<1.5	<1	<0.5	<50	<50	<50	<50
92564488	MW-14_20211001	MW-14	10/01/2021	<5.0	<0.5	<0.5	<0.5	<0.5	<0.5	<0.5	<0.5	<0.60	<0.5	<0.5	<0.5	<0.5	<0.5	<0.6	<0.5	<5	<0.5	<0.5	<0.5	<0.5	<0.5	<0.5	<0.5	<0.5	<0.5	<0.5	<0.5	<1.5	<1	<0.5	<100	<100	<100	NA
92569882	MW-14_20211101	MW-14	11/01/2021	<5	<0.5	<0.5	<0.5	<0.5	<0.5	<1	<0.5	<1	<0.5	<0.5	<0.5	<0.5	<0.5	<2	<0.5	<2	<0.5	<2	<0.5	<0.5	<0.5	<0.5	<0.5	<1	<0.5	<0.5	<1	<1.5	<1	<0.5	<50	<50	<50	<50
92574905	MW-14_20211130	MW-14	11/30/2021	<5	<0.5	<0.5	<0.5	<0.5	<0.5	<1	<0.5	<1	<0.5	<0.5	<0.5	<0.5	<0.5	<2	<0.5	<2	<0.5	<2	<0.5	<0.5	<0.5	<0.5	<0.5	<1	<0.5	<0.5	<1	<1.5	<1	<0.5	<50	<50	<50	<50
92580645 92580644	MW-14_20220103	MW-14	01/03/2022	**0.47J**	<0.5	<0.5	<0.5	<0.5	<0.5	<1	<0.5	<1	<0.5	<0.5	<0.5	<0.5	<0.5	<2	<0.5	<2	<0.5	<2	<0.5	<0.5	<0.5	<0.5	<0.5	<1	<0.5	<0.5	<1	<1.5	<1	<0.5	<50	<50	<50	<50
92585316	MW-14_20220131	MW-14	01/31/2022	<5	<0.5	<0.5	<0.5	<0.5	<0.5	<1	<0.5	<1	<0.5	<0.5	<0.5	<0.5	<0.5	<2	<0.5	<2	<0.5	<2	<0.5	<0.5	<0.5	<0.5	<0.5	<1	<0.5	<0.5	<1	<1.5	<1	<0.5	<50	<50	<50	<50
92494640	MW-15_20200909	MW-15	09/09/2020	<5	<0.5	<0.5	<0.5	<0.5	<0.5	<1	<0.5	<1	<0.5	<0.5	<0.5	<0.5	<0.5	<2	<0.5	<2	<0.5	<2	<0.5	<0.5	<0.5	<0.5	<0.5	<1	<0.5	<0.5	<1	<1.5	<1	<0.5	<100	<100	<100	<100
92501616	MW-15_20201021	MW-15	10/21/2020	**10.4**	<0.5	<0.5	<0.5	<0.5	<0.5	<1	<0.5	<1	<0.5	<0.5	<0.5	<0.5	<0.5	<2	<0.5	<2	<0.5	<2	<0.5	<0.5	<0.5	<0.5	<0.5	<1	<0.5	<0.5	<1	<1.5	<1	<0.5	<100	<100	<100	<100
92508536	MW-15_20201130	MW-15	11/30/2020	**28.9**	<0.5	<0.5	<0.5	<0.5	<0.5	<1	<0.5	<1	<0.5	<0.5	<0.5	<0.5	<0.5	<2	<0.5	<2	<0.5	<2	<0.5	<0.5	<0.5	<0.5	<0.5	<1	<0.5	<0.5	<1	<1.5	<1	<0.5	<100	<100	<100	<100
92514598	MW-15_20210104	MW-15	01/04/2021	**13.5**	<0.5	<0.5	<0.5	<0.5	<0.5	<1	<0.5	<1	<0.5	<0.5	<0.5	<0.5	<0.5	<2	<0.5	<2	<0.5	<2	<0.5	<0.5	<0.5	<0.5	<0.5	<1	<0.5	<0.5	<1	<1.5	<1	<0.5	<100	<100	<100	<100
92520901	MW-15_20210208	MW-15	02/08/2021	**14.1**	<0.5	<0.5	<0.5	<0.5	<0.5	<1	<0.5	<1	<0.5	<0.5	<0.5	<0.5	<0.5	<2	<0.5	<2	<0.5	<2	<0.5	<0.5	<0.5	<0.5	<0.5	<1	<0.5	<0.5	<1	<1.5	<1	<0.5	<100	<100	<100	<100
92514598	DUP-1-20210104	MW-15	01/04/2021	**14.5**	<0.5	<0.5	<0.5	<0.5	<0.5	<1	<0.5	<1	<0.5	<0.5	<0.5	<0.5	<0.5	<2	<0.5	<2	<0.5	<2	<0.5	<0.5	<0.5	<0.5	<0.5	<1	<0.5	<0.5	<1	<1.5	<1	<0.5	<100	<100	<100	<100
92527475	MW-15_20210312	MW-15	03/12/2021	**5.3**	<0.5	<0.5	<0.5	<0.5	<0.5	<1	<0.5	<1	<0.5	<0.5	<0.5	<0.5	<0.5	<2	<0.5	<2	<0.5	<2	<0.5	<0.5	<0.5	<0.5	<0.5	<1	<0.5	<0.5	<1	<1.5	<1	<0.5	<50	<50	<50	<50
92532417	MW-15_20210408	MW-15	04/08/2021	<5	<0.5	<0.5	<0.5	<0.5	<0.5	<1	<0.5	<1	<0.5	<0.5	<0.5	<0.5	<0.5	<2	<0.5	<2	<0.5	<2	<0.5	<0.5	<0.5	<0.5	<0.5	<1	<0.5	<0.5	<1	<1.5	<1	<0.5	<50	<50	<50	<50
92537784	MW-15_20210507	MW-15	05/07/2021	<5	<0.5	<0.5	<0.5	<0.5	<0.5	<1	<0.5	<1	<0.5	<0.5	<0.5	<0.5	<0.5	<2	<0.5	<2	<0.5	<2	<0.5	<0.5	<0.5	<0.5	<0.5	<1	<0.5	<0.5	<1	<1.5	<1	<0.5	<50	<50	<50	<50
92542375	MW-15_20210603	MW-15	06/03/2021	<5	<0.5	<0.5	<0.5	<0.5	<0.5	<1	<0.5	<1	<0.5	<0.5	<0.5	<0.5	<0.5	<2	<0.5	<2	<0.5	<2	<0.5	<0.5	<0.5	<0.5	<0.5	<1	<0.5	<0.5	<1	<1.5	<1	<0.5	<50	<50	<50	<50
92548787	MW-15_20210709	MW-15	07/09/2021	<5	<0.5	<0.5	<0.5	<0.5	<0.5	<1	<0.5	<1	<0.5	<0.5	<0.5	<0.5	<0.5	<2	<0.5	<2	<0.5	<2	<0.5	<0.5	<0.5	<0.5	<0.5	<1	<0.5	<0.5	<1	<1.5	<1	<0.5	<50	<50	<50	<50
92554285	MW-15_20210806	MW-15	08/06/2021	<5	<0.5	<0.5	<0.5	<0.5	<0.5	<1	<0.5	<1	<0.5	<0.5	<0.5	<0.5	<0.5	<2	<0.5	<2	<0.5	<2	<0.5	<0.5	<0.5	<0.5	<0.5	<1	<0.5	<0.5	<1	<1.5	<1	<0.5	<50	<50	<50	<50
92559014	MW-15_20210901	MW-15	09/01/2021	<5	<0.5	<0.5	<0.5	<0.5	<0.5	<1	<0.5	<1	<0.5	<0.5	<0.5	<0.5	<0.5	<2	<0.5	<2	<0.5	<2	<0.5	<0.5	<0.5	<0.5	<0.5	<1	<0.5	<0.5	<1	<1.5	<1	<0.5	<50	<50	<50	<50
92563487	MW-15_20210927	MW-15	09/27/2021	<5	<0.5	<0.5	<0.5	<0.5	<0.5	<0.5	<0.5	<1	<0.5	<0.5	<0.5	<0.5	<0.5	<0.6	<0.5	<5	<0.5	<0.5	<0.5	<0.5	<0.5	<0.5	<0.5	<0.5	<0.5	<0.5	<0.5	<1.5	<1	<0.5	<100	<100	<100	NA
92570816	MW-15_20211104	MW-15	11/04/2021	<5	<0.5	<0.5	<0.5	<0.5	<0.5	<1	<0.5	<1	<0.5	<0.5	<0.5	<0.5	<0.5	<2	<0.5	<2	<0.5	<2	<0.5	<0.5	<0.5	<0.5	<0.5	<1	<0.5	<0.5	<1	<1.5	<1	<0.5	<50	<50	<50	<50
92575654	MW-15_20211202	MW-15	12/02/2021	<5	<0.5	<0.5	<0.5	<0.5	<0.5	<1	<0.5	<1	<0.5	<0.5	<0.5	<0.5	<0.5	<2	<0.5	<2	<0.5	<2	<0.5	<0.5	<0.5	<0.5	<0.5	<1	<0.5	<0.5	<1	<1.5	<1	<0.5	<50	<50	<50	<50
92581742	MW-15_20220107	MW-15	01/07/2022	**0.27J**	<0.5	<0.5	<0.5	<0.5	<0.5	<1	<0.5	<1	<0.5	<0.5	<0.5	<0.5	<0.5	<2	<0.5	<2	<0.5	<2	<0.5	<0.5	<0.5	<0.5	<0.5	<1	<0.5	<0.5	<1	<1.5	<1	<0.5	<50	<50	<50	<50
92586178	MW-15_20220203	MW-15	02/03/2022	<5	<0.5	<0.5	<0.5	<0.5	<0.5	<1	<0.5	<1	<0.5	<0.5	<0.5	<0.5	<0.5	<2	<0.5	<2	<0.5	<2	<0.5	<0.5	<0.5	<0.5	<0.5	<1	<0.5	<0.5	<1	<1.5	<1	<0.5	<50	<50	<50	<50
92495905	MW-16_20200916	MW-16	09/16/2020	<5	<0.5	<0.5	**0.78**	<0.5	<0.5	<1	**5.9**	<1	<0.5	<0.5	<0.5	<0.5	<0.5	<2	<0.5	<2	<0.5	<2	<0.5	<0.5	<0.5	<0.5	<0.5	<1	<0.5	<0.5	<1	<1.5	<1	<0.5	<100	<100	<100	<100
92500605	MW-16_20201007	MW-16	10/07/2020	<5	<0.5	<0.5	<0.5	<0.5	<0.5	<1	**3.3**	<1	<0.5	<0.5	<0.5	<0.5	<0.5	<2	<0.5	<2	<0.5	<2	<0.5	<0.5	<0.5	<0.5	<0.5	<1	<0.5	<0.5	<1	<1.5	<1	<0.5	<100	<100	<100	<100
92501343	MW-16_20201020	MW-16	10/20/2020	**7.8**	<0.5	<0.5	<0.5	<0.5	<0.5	<1	**2**	<1	<0.5	<0.5	<0.5	<0.5	<0.5	<2	<0.5	<2	<0.5	<2	<0.5	<0.5	<0.5	<0.5	<0.5	<1	<0.5	<0.5	<1	<1.5	<1	<0.5	<100	<100	<100	<100
92508884	MW-16_20201201	MW-16	12/01/2020	**18.9**	<0.5	<0.5	<0.5	<0.5	<0.5	<1	**1.1**	<1	<0.5	<0.5	<0.5	<0.5	<0.5	<2	<0.5	<2	<0.5	<2	<0.5	<0.5	<0.5	<0.5	<0.5	<1	<0.5	<0.5	<1	<1.5	<1	<0.5	<100	<100	<100	<100
92515075	MW-16_20210106	MW-16	01/06/2021	**42.7**	<0.5	<0.5	<0.5	<0.5	<0.5	<1	**1.3**	<1	<0.5	<0.5	<0.5	<0.5	<0.5	<2	<0.5	<2	<0.5	<2	<0.5	<0.5	<0.5	<0.5	<0.5	<1	<0.5	<0.5	<1	<1.5	<1	<0.5	<100	<100	<100	<100
92521555	MW-16_20210210	MW-16	02/10/2021	<5	<0.5	<0.5	<0.5	<0.5	<0.5	<1	**0.72**	<1	<0.5	<0.5	<0.5	<0.5	**0.83**	<2	<0.5	<2	<0.5	<2	<0.5	<0.5	<0.5	**3.1**	<0.5	<1	**2.5**	**0.68**	<1	**4.9**	**3.4**	**1.5**	<100	<100	<100	<100
92526257	MW-16_20210308	MW-16	03/08/2021	<5	<0.5	<0.5	<0.5	<0.5	<0.5	<1	**0.91**	<1	<0.5	<0.5	<0.5	<0.5	<0.5	<2	<0.5	<2	<0.5	<2	<0.5	<0.5	<0.5	<0.5	<0.5	<1	<0.5	<0.5	<1	<1.5	<1	<0.5	<100	<100	<100	<100
92531853	MW-16_20210407	MW-16	04/07/2021	<5	<0.5	<0.5	<0.5	<0.5	<0.5	<1	<0.5	<1	<0.5	<0.5	<0.5	<0.5	<0.5	<2	<0.5	<2	<0.5	<2	<0.5	<0.5	<0.5	<0.5	<0.5	<1	<0.5	<0.5	<1	<1.5	<1	<0.5	<50	<50	<50	<50
92531853	DUP-1-20210407	MW-16	04/07/2021	<5	<0.5	<0.5	<0.5	<0.5	<0.5	<1	<0.5	<1	<0.5	<0.5	<0.5	<0.5	<0.5	<2	<0.5	<2	<0.5	<2	<0.5	<0.5	<0.5	<0.5	<0.5	<1	<0.5	<0.5	<1	<1.5	<1	<0.5	<50	<50	<50	<50
92537153	MW-16_20210505	MW-16	05/05/2021	<5	<0.5	<0.5	<0.5	<0.5	<0.5	<1	<0.5	<1	<0.5	<0.5	<0.5	<0.5	<0.5	<2	<0.5	<2	<0.5	<2	<0.5	<0.5	<0.5	<0.5	<0.5	<1	<0.5	<0.5	<1	<1	<1	<0.5	<50	<50	<50	<50

Table 5A
Summary of Monitoring Well Sampling Results

Colonial Pipeline Company
2020-L1-SR2448
Huntersville, North Carolina

Lab Report Number	Sample ID	Well ID	Sample Date	Metals (µg/L)	VOCs (µg/L)																												MADEP VPH (µg/L)			
				Lead	Benzene	Bromochloromethane	Bromodichloromethane	n-Butylbenzene	sec-Butylbenzene	Chloroethane	Chloroform	Chloromethane	2-Chlorotoluene	Dibromochloromethane	1,2-Dichloroethane	Diisopropyl ether	Ethylbenzene	Hexachloro-1,3-butadiene	Isopropylbenzene (Cumene)	Methylene Chloride	Methyl-tert-butyl ether	Naphthalene	n-Propylbenzene	Styrene	Tetrachloroethene	Toluene	Trichloroethene	Trichlorofluoromethane	1,2,4-Trimethylbenzene	1,3,5-Trimethylbenzene	Vinyl chloride	Xylene (Total)	m&p-Xylene	o-Xylene	C5 - C8 Aliphatics	C9 - C12 Aliphatics	C9 - C10 Aromatics	VPH (Total)
NCAC 2L Standards				**15**	**1**	**NE**	**0.6**	**70**	**70**	**3000**	**70**	**3**	**100**	**0.4**	**0.4**	**70**	**600**	**0.4**	**70**	**5**	**20**	**6**	**70**	**70**	**0.7**	**600**	**3**	**2000**	**400**	**400**	**0.03**	**500**	**500**	**500**	**400**	**700**	**200**	**NE**
IMAC Standards				--	--	--	--	--	--	--	--	--	--	--	--	--	--	--	--	--	--	--	--	--	--	--	--	--	--	--	--	--	--	--	--	--	--
92541992	MW-16_20210602	MW-16	06/02/2021	<5	<0.5	<0.5	<0.5	<0.5	<0.5	<1	<0.5	<1	<0.5	<0.5	<0.5	<0.5	<0.5	<2	<0.5	<2	<0.5	<2	<0.5	<0.5	<0.5	<0.5	<0.5	<1	<0.5	<0.5	<1	<1.5	<1	<0.5	<50	<50	<50	<50
92548170	MW-16_20210707	MW-16	07/07/2021	<5	<0.5	<0.5	<0.5	<0.5	<0.5	<1	<0.5	<1	<0.5	<0.5	<0.5	<0.5	<0.5	<2	<0.5	<2	<0.5	<2	<0.5	<0.5	<0.5	<0.5	<0.5	<1	<0.5	<0.5	<1	<1.5	<1	<0.5	<50	<50	<50	<50
92553519	MW-16_20210804	MW-16	08/04/2021	<5	<0.5	<0.5	<0.5	<0.5	<0.5	<1	<0.5	<1	<0.5	<0.5	<0.5	<0.5	<0.5	<2	<0.5	<2	<0.5	<2	<0.5	<0.5	<0.5	<0.5	<0.5	<1	<0.5	<0.5	<1	<1.5	<1	<0.5	<50	<50	<50	<50
92559334	MW-16_20210902	MW-16	09/02/2021	<5	<0.5	<0.5	<0.5	<0.5	<0.5	<1	<0.5	<1	<0.5	<0.5	<0.5	<0.5	<0.5	<2	<0.5	<2	<0.5	<2	<0.5	<0.5	<0.5	<0.5	<0.5	<1	<0.5	<0.5	<1	<1.5	<1	<0.5	<50	<50	<50	<50
92564333	MW-16_20210930	MW-16	09/30/2021	<5.0	<0.5	<0.5	<0.5	<0.5	<0.5	<0.5	<0.5	<0.6	<0.5	<0.5	<0.5	<0.5	<0.5	<0.6	<0.5	<5	<0.5	<0.5	<0.5	<0.5	<0.5	<0.5	<0.5	<0.5	<0.5	<0.5	<0.5	<1.5	<1	<0.5	<100	<100	<100	NA
92571046	MW-16_20211105	MW-16	11/05/2021	<5	<0.5	<0.5	<0.5	<0.5	<0.5	<1	<0.5	<1	<0.5	<0.5	<0.5	<0.5	<0.5	<2	<0.5	<2	<0.5	<2	<0.5	<0.5	<0.5	<0.5	<0.5	<1	<0.5	<0.5	<1	<1.5	<1	<0.5	<50	<50	<50	<50
92575206	MW-16_20211201	MW-16	12/01/2021	<5	<0.5	<0.5	<0.5	<0.5	<0.5	<1	<0.5	<1	<0.5	<0.5	<0.5	<0.5	<0.5	<2	<0.5	<2	<0.5	<2	<0.5	<0.5	<0.5	<0.5	<0.5	<1	<0.5	<0.5	<1	<1.5	<1	<0.5	<50	<50	<50	<50
92580903 92580955	MW-16_20220104	MW-16	01/04/2022	<5	<0.5	<0.5	<0.5	<0.5	<0.5	<1	<0.5	<1	<0.5	<0.5	<0.5	<0.5	<0.5	<2	<0.5	<2	<0.5	<2	<0.5	<0.5	<0.5	<0.5	<0.5	<1	<0.5	<0.5	<1	<1.5	<1	<0.5	<50	<50	<50	<50
92585897	MW-16_20220202	MW-16	02/02/2022	<5	<0.5	<0.5	<0.5	<0.5	<0.5	<1	<0.5	<1	<0.5	<0.5	<0.5	<0.5	<0.5	<2	<0.5	<2	<0.5	<2	<0.5	<0.5	<0.5	<0.5	<0.5	<1	<0.5	<0.5	<1	<1.5	<1	<0.5	<50	<50	<50	<50
92495905	MW-17_20200916	MW-17	09/16/2020	<5	**0.6**	<0.5	**1.4**	<0.5	<0.5	<1	**16.2**	<1	<0.5	<0.5	<0.5	<0.5	**1.4**	<2	<0.5	<2	<0.5	<2	<0.5	<0.5	**2.7**	**5.4**	<0.5	<1	**3.7**	**1.3**	<1	**10.5**	**7.2**	**3.3**	<100	<100	<100	**109**
92501343	MW-17_20201020	MW-17	10/20/2020	<5	<0.5	<0.5	<0.5	<0.5	<0.5	<1	**8.9**	<1	<0.5	<0.5	<0.5	<0.5	**0.82**	<2	<0.5	<2	<0.5	<2	<0.5	<0.5	**1.2**	**2.1**	<0.5	<1	**2**	**0.71**	<1	**5.4**	**3.6**	**1.8**	<100	<100	<100	**152**
92508884	MW-17_20201201	MW-17	12/01/2020	**9.5**	<0.5	<0.5	<0.5	<0.5	<0.5	<1	**4.7**	<1	<0.5	<0.5	<0.5	<0.5	<0.5	<2	<0.5	<2	<0.5	<2	<0.5	<0.5	**0.61**	**0.80**	<0.5	<1	**1.1**	<0.5	<1	**2.57**	**1.8**	**0.77**	<100	<100	<100	<100
92515075	MW-17_20210106	MW-17	01/06/2021	**9.5**	<0.5	<0.5	<0.5	<0.5	<0.5	<1	**4**	<1	<0.5	<0.5	<0.5	<0.5	<0.5	<2	<0.5	<2	<0.5	<2	<0.5	<0.5	<0.5	<0.5	<0.5	<1	<0.5	<0.5	<1	<1.5	<1	<0.5	<100	<100	<100	<100
92521555	MW-17_20210210	MW-17	02/10/2021	<5	**0.73**	<0.5	<0.5	<0.5	<0.5	<1	**7.1**	<1	<0.5	<0.5	<0.5	<0.5	**1.1**	<2	<0.5	<2	<0.5	<2	<0.5	<0.5	**1.4**	**6.2**	<0.5	<1	**2**	**0.51**	<1	**6.3**	**4.3**	**2**	<100	<100	<100	<100
92526257	MW-17_20210308	MW-17	03/08/2021	<5	<0.5	<0.5	<0.5	<0.5	<0.5	<1	**5.3**	<1	<0.5	<0.5	<0.5	<0.5	<0.5	<2	<0.5	<2	<0.5	<2	<0.5	<0.5	**0.77**	<0.5	<0.5	<1	<0.5	<0.5	<1	<1.5	<1	<0.5	<100	<100	<100	<100
92531853	MW-17_20210407	MW-17	04/07/2021	<5	<0.5	<0.5	<0.5	<0.5	<0.5	<1	**2.7**	<1	<0.5	<0.5	<0.5	<0.5	<0.5	<2	<0.5	<2	<0.5	<2	<0.5	<0.5	**0.53**	<0.5	<0.5	<1	<0.5	<0.5	<1	<1.5	<1	<0.5	<50	<50	<50	<50
92537153	MW-17_20210505	MW-17	05/05/2021	<5	<0.5	<0.5	<0.5	<0.5	<0.5	<1	**2.7**	<1	<0.5	<0.5	<0.5	<0.5	<0.5	<2	<0.5	<2	<0.5	<2	<0.5	<0.5	**0.52**	<0.5	<0.5	<1	<0.5	<0.5	<1	<1	<1	<0.5	<50	<50	<50	<50
92541992	MW-17_20210602	MW-17	06/02/2021	<5	<0.5	<0.5	<0.5	<0.5	<0.5	<1	**2.9**	<1	<0.5	<0.5	<0.5	<0.5	<0.5	<2	<0.5	**2.6**	<0.5	<2	<0.5	<0.5	**0.51**	<0.5	<0.5	<1	<0.5	<0.5	<1	<1.5	<1	<0.5	<50	<50	<50	<50
92548170	MW-17_20210707	MW-17	07/07/2021	<5	<0.5	<0.5	<0.5	<0.5	<0.5	<1	**2.1**	<1	<0.5	<0.5	<0.5	<0.5	<0.5	<2	<0.5	<2	<0.5	<2	<0.5	<0.5	**0.49J**	<0.5	<0.5	<1	<0.5	<0.5	<1	<1.5	<1	<0.5	<50	<50	<50	<50
92553519	MW-17_20210804	MW-17	08/04/2021	<5	<0.5	<0.5	<0.5	<0.5	<0.5	<1	**3.1**	<1	<0.5	<0.5	<0.5	<0.5	<0.5	**3.8**	<0.5	<2	<0.5	<2	<0.5	<0.5	**0.69**	<0.5	<0.5	<1	<0.5	<0.5	<1	<1.5	<1	<0.5	<50	<50	<50	<50
92559334	MW-17_20210902	MW-17	09/02/2021	<5	<0.5	<0.5	<0.5	<0.5	<0.5	<1	**2.2**	<1	<0.5	<0.5	<0.5	<0.5	<0.5	<2	<0.5	<2	<0.5	<2	<0.5	<0.5	<0.5	<0.5	<0.5	<1	<0.5	<0.5	<1	<1.5	<1	<0.5	<50	<50	<50	<50
92564333	MW-17_20210930	MW-17	09/30/2021	<5.0	<0.5	<0.5	<0.5	<0.5	<0.5	<0.5	**2.0**	<0.6	<0.5	<0.5	<0.5	<0.5	<0.5	<0.6	<0.5	<5	<0.5	<0.5	<0.5	<0.5	**0.33J**	<0.5	<0.5	<0.5	<0.5	<0.5	<0.5	<1.5	<1	<0.5	<100	<100	<100	NA
92571046	MW-17_20211105	MW-17	11/05/2021	<5	<0.5	<0.5	<0.5	<0.5	<0.5	<1	**1.6**	<1	<0.5	<0.5	<0.5	<0.5	<0.5	<2	<0.5	<2	<0.5	<2	<0.5	<0.5	<0.5	<0.5	<0.5	<1	<0.5	<0.5	<1	<1.5	<1	<0.5	<50	<50	<50	<50
92575479	MW-17_20211202	MW-17	12/02/2021	<5	<0.5	<0.5	<0.5	<0.5	<0.5	<1	**1.8**	<1	<0.5	<0.5	<0.5	<0.5	<0.5	<2	<0.5	<2	<0.5	<2	<0.5	<0.5	<0.5	<0.5	<0.5	<1	<0.5	<0.5	<1	<1.5	<1	<0.5	<50	<50	<50	<50
92580903 92580955	MW-17_20220104	MW-17	01/04/2022	<5	<0.5	<0.5	<0.5	<0.5	<0.5	<1	**0.89**	<1	<0.5	<0.5	<0.5	<0.5	<0.5	<2	<0.5	<2	<0.5	<2	<0.5	<0.5	<0.5	<0.5	<0.5	<1	<0.5	<0.5	<1	<1.5	<1	<0.5	<50	<50	<50	<50
92585562	MW-17_20220201	MW-17	02/01/2022	<5	<0.5	<0.5	<0.5	<0.5	<0.5	<1	**0.51**	<1	<0.5	<0.5	<0.5	<0.5	<0.5	<2	<0.5	<2	<0.5	<2	<0.5	<0.5	<0.5	<0.5	<0.5	<1	<0.5	<0.5	<1	<1.5	<1	<0.5	<50	<50	<50	<50
92494640	MW-18_20200909	MW-18	09/09/2020	<5	<0.5	<0.5	<0.5	<0.5	<0.5	<1	<0.5	<1	<0.5	<0.5	<0.5	<0.5	<0.5	<2	<0.5	<2	<0.5	<2	<0.5	<0.5	<0.5	<0.5	<0.5	<1	<0.5	<0.5	<1	<1.5	<1	<0.5	<100	<100	<100	<100
92501960	MW-18_20201023	MW-18	10/23/2020	**7.8**	<0.5	<0.5	<0.5	<0.5	<0.5	<1	<0.5	<1	<0.5	<0.5	<0.5	**5**	<0.5	<2	<0.5	<2	**1.4**	<2	<0.5	<0.5	<0.5	<0.5	<0.5	<1	<0.5	<0.5	<1	<1.5	<1	<0.5	<100	<100	<100	<100
92501960	DUP-3-20201023	MW-18	10/23/2020	<5	<0.5	<0.5	<0.5	<0.5	<0.5	<1	<0.5	<1	<0.5	<0.5	<0.5	**2.1**	<0.5	<2	<0.5	<2	**0.54**	<2	<0.5	<0.5	<0.5	<0.5	<0.5	<1	<0.5	<0.5	<1	<1.5	<1	<0.5	<100	<100	<100	<100
92508881	MW-18_20201201	MW-18	12/01/2020	**38.6**	**65.9**	<0.5	<0.5	<0.5	<0.5	<1	<0.5	<1	<0.5	<0.5	<0.5	**17.1**	**9.0**	<2	<0.5	<2	**4.9**	<2	<0.5	<0.5	<0.5	**160**	<0.5	<1	**2.5**	<0.5	<1	**44.6**	**26.4**	**18.2**	**987**	**155**	<100	**1,180**
92495905	MW-19_20200916	MW-19	09/16/2020	<5	**0.8**	<0.5	**3.3**	<0.5	<0.5	<1	**30.8**	<1	<0.5	**0.79**	<0.5	<0.5	<0.5	<2	<0.5	<2	<0.5	<2	<0.5	<0.5	**2.4**	**1.4**	<0.5	<1	<0.5	<0.5	<1	**0.53**	<1	**0.53**	<100	<100	<100	<100
92500605	MW-19_20201007	MW-19	10/07/2020	**7.8**	**0.9**	<0.5	<0.5	<0.5	<0.5	<1	**24.5**	<1	<0.5	<0.5	<0.5	<0.5	<0.5	<2	<0.5	<2	<0.5	<2	<0.5	<0.5	**2.6**	**1.9**	<0.5	<1	<0.5	<0.5	<1	<1.5	<1	<0.5	<100	<100	<100	<100
92501343	MW-19_20201020	MW-19	10/20/2020	**71.3**	<0.5	<0.5	<0.5	<0.5	<0.5	<1	**8.9**	<1	<0.5	<0.5	<0.5	**1.3**	<0.5	<2	<0.5	<2	<0.5	<2	<0.5	<0.5	**1.1**	<0.5	<0.5	<1	<0.5	<0.5	<1	<1.5	<1	<0.5	<100	<100	<100	<100
92509252	MW-19_20201202	MW-19	12/02/2020	**13.7**	<0.5	<0.5	**0.70**	<0.5	<0.5	<1	**10.2**	<1	<0.5	<0.5	<0.5	**1.2**	<0.5	<2	<0.5	<2	<0.5	<2	<0.5	<0.5	**1.4**	<0.5	<0.5	<1	<0.5	<0.5	<1	<1.5	<1	<0.5	<100	<100	<100	<100
92515075	MW-19_20210106	MW-19	01/06/2021	**115**	**171**	<0.5	<0.5	<0.5	<0.5	<1	**6.4**	<1	<0.5	<0.5	<0.5	**34.2**	**1.2**	<2	<0.5	<2	**10.5**	<2	<0.5	<0.5	**0.93**	**34**	<0.5	<1	**3.4**	<0.5	<1	**47.9**	**21.7**	**26.2**	**406**	<100	<100	**509**
92521555	MW-19_20210210	MW-19	02/10/2021	<5	**658**	<2.5	<2.5	<2.5	<2.5	<5	**3**	<5	<2.5	<2.5	<2.5	**83**	**23.9**	<10	<2.5	<10	**28**	**33.2**	<2.5	<2.5	<2.5	**518**	<2.5	<5	**43.9**	<2.5	<1	**388**	**225**	**163**	**3,080**	**724**	**158**	**3,960**
92526257	MW-19_20210308	MW-19	03/08/2021	<5	**2,140**	<10	<10	<10	<10	<20	<10	<20	<10	<10	<10	**227**	**151**	<40	<10	<40	**65.7**	**155**	<10	<10	<10	**2,440**	<10	<20	**148**	<10	<20	**1,303**	**838**	**465**	**10,000**	**2,080**	**473**	**12,600**
92531225	MW-19_20210405	MW-19	04/05/2021	<5	**4,560**	<25	<25	<25	<25	<50	<25	<50	<25	<25	<25	**445**	**367**	<100	<25	<100	**120**	<100	<25	<25	<25	**7,000**	<25	<50	**297**	<25	<50	**3,040**	**1,980**	**1,060**	**47,300**	**7,550**	**744**	**54,854**
92536746	MW-19_20210504	MW-19	05/04/2021	<5	**4,330**	<25	<25	<25	<25	<50	<25	<50	<25	<25	<25	**346**	**358**	<100	<25	<100	**99.9**	**88.3J**	<25	<25	<25	**6,300**	<25	<50	**256**	<25	<50	**3,060**	**1,970**	**1,090**	**56,000**	**8,520**	<1,000	**64,500**
92541992	MW-19_20210602	MW-19	06/02/2021	<5	**3,400**	<12.5	<12.5	<12.5	<12.5	<25	<12.5	<25	<12.5	<12.5	<12.5	**354**	**238**	<50	<12.5	<50	**80.5**	**43.8J**	<12.5	<12.5	<12.5	**4,740**	<12.5	<25	**224**	<12.5	<25	**2,459**	**1,590**	**869**	**38,600**	**6,190**	**652**	**44,800**
92548170	MW-19_20210707	MW-19	07/07/2021	<5	**4,280**	<20	<20	<20	<20	<40	<20	<40	<20	<20	<20	**371**	**398**	<80	<20	<80	**76.9**	**68.5J**	<20	<20	<20	**5,750**	<20	<40	**289**	**68.9**	<40	**3,060**	**1,980**	**1,080**	**58,200**	**7,250**	<1,000	**66,300**
92553189	MW-19_20210803	MW-19	08/03/2021	<5	**4,090**	<20	<20	<20	<20	<40	<20	<40	<20	<20	<20	**306**	**445**	<80	<20	<80	**60.8**	**63.6J**	<20	<20	<20	**5,710**	<20	<40	**283**	<20	<40	**3,040**	**1,980**	**1,060**	**58,900**	**7,110**	<1,000	**66,900**
92558742	MW-19_20210831	MW-19	08/31/2021	<5	**5,270**	<50	<50	<50	<50	<100	<50	<100	<50	<50	<50	**287**	**864**	<200	<50	<200	**60.5**	**146J**	**57.6**	<50	<50	**10,500**	<50	<100	**471**	**104**	<100	**5,130**	**3,350**	**1,780**	**78,300**	**11,600**	**1,330**	**91,200**
92564485	MW-19_20211001	MW-19	10/01/2021	<5.0	**2,500**	<20	<20	<20	<20	<20	<20	<0.6	<20	<20	<20	**160**	**140**	<24	<20	<200	**42**	**48**	**7.2J**	<20	<20	**4,000**	<20	<20	**230**	**66**	<20	**2,680**	**1,700**	**980**	**12,000**	<1,000	**1,400**	NA
92570181	MW-19_20211102	MW-19	11/02/2021	<5	**4,220**	<25	<25	<25	<25	<50	<25	<50	<25	<25	<25	**278**	**559**	<100	<25	<100	**51.3**	**91.1J**	<25	<25	<25	**5,520**	<25	<50	**305**	<25	<50	**3,730**	**2,390**	**1,340**	**41,900**	**7,720**	**1,020**	**50,600**
92570181	DUP-2-20211102	MW-19	11/02/2021	<5	**4,440**	<25	<25	<25	<25	<50	<25	<50	<25	<25	<25	**283**	**607**	<100	<25	<100	**52.7**	**103.J**	**43.2J**	<25	<25	**6,080**	<25	<50	**322**	**90**	<50	**3,780**	**2,430**	**1,350**	**42,900**	**8,080**	**1,040**	**52,000**
92575206	MW-19_20211201	MW-19	12/01/2021	<5	**5,280**	<25	<25	<25	<25	<50	<25	<50	<25	<25	<25	**330**	**959**	<100	**27.6**	<100	**53.2**	**113**	**66.8**	<25	<25	**9,280**	<25	<50	**557**	**156**	<50	**6,020**	**3,920**	**2,100**	**62,000**	**11,800**	<2,500	**75,300**
92581193	MW-19_20220105	MW-19	01/05/2022	**0.19J**	**4,950**	<20	<20	<20	<20	<40	<20	<40	<20	<20	<20	**290**	**557**	<80	<20	<80	**52.4**	**91.6**	**18.2J**	<20	<20	**6,870**	<20	<40	**275**	<20	<40	**3,590**	**2,180**	**1,410**	**45,300**	**7,390**	**842**	**53,500**
92585562	MW-19_20220201	MW-19	02/01/2022	**9.3**	**6,580**	<50	<50	<50	<50	<100	<50	<100	<50	<50	<50	**308**	**1,450**	<200	**43.1J**	<200	**43.7J**	**314**	**120**	<50	<50	**13,300**	<50	<100	**884**	**215**	<100	**8,080**	**5,250**	**2,830**	**75,600**	**13,300**	**2,450**	**91,400**

Table 5A
Summary of Monitoring Well Sampling Results

Colonial Pipeline Company
2020-L1-SR2448
Huntersville, North Carolina

Lab Report Number	Sample ID	Well ID	Sample Date	Metals (µg/L)	VOCs (µg/L)																													MADEP VPH (µg/L)			
				Lead	Benzene	Bromochloromethane	Bromodichloromethane	n-Butylbenzene	sec-Butylbenzene	Chloroethane	Chloroform	Chloromethane	2-Chlorotoluene	Dibromochloromethane	1,2-Dichloroethane	Diisopropyl ether	Ethylbenzene	Hexachloro-1,3-butadiene	Isopropylbenzene (Cumene)	Methylene Chloride	Methyl-tert-butyl ether	Naphthalene	n-Propylbenzene	Styrene	Tetrachloroethene	Toluene	Trichloroethene	Trichlorofluoromethane	1,2,4-Trimethylbenzene	1,3,5-Trimethylbenzene	Vinyl chloride	Xylene (Total)	m&p-Xylene	o-Xylene	C5 - C8 Aliphatics	C9 - C12 Aliphatics	C9 - C10 Aromatics	VPH (Total)
NCAC 2L Standards				**15**	**1**	**NE**	**0.6**	**70**	**70**	**3000**	**70**	**3**	**100**	**0.4**	**0.4**	**70**	**600**	**0.4**	**70**	**5**	**20**	**6**	**70**	**70**	**0.7**	**600**	**3**	**2000**	**400**	**400**	**0.03**	**500**	**500**	**500**	**400**	**700**	**200**	**NE**
IMAC Standards				--	--	--	--	--	--	--	--	--	--	--	--	--	--	--	--	--	--	--	--	--	--	--	--	--	--	--	--	--	--	--	--	--	--
92494640	MW-20_20200909	MW-20	09/09/2020	<5	<0.5	<0.5	<0.5	<0.5	<0.5	<1	**0.77**	<1	<0.5	<0.5	<0.5	<0.5	<0.5	<2	<0.5	<2	<0.5	<2	<0.5	<0.5	<0.5	<0.5	<0.5	<1	<0.5	<0.5	<1	<1.5	<1	<0.5	<100	<100	<100	<100
92501960	MW-20_20201023	MW-20	10/23/2020	**12.5**	<0.5	<0.5	<0.5	<0.5	<0.5	<1	**0.57**	<1	<0.5	<0.5	<0.5	<0.5	<0.5	<2	<0.5	<2	<0.5	<2	<0.5	<0.5	<0.5	<0.5	<0.5	<1	<0.5	<0.5	<1	<1.5	<1	<0.5	<100	<100	<100	<100
92508881	MW-20_20201201	MW-20	12/01/2020	**26.1**	<0.5	<0.5	<0.5	<0.5	<0.5	<1	**1.3**	<1	<0.5	<0.5	<0.5	<0.5	<0.5	<2	<0.5	<2	<0.5	<2	<0.5	<0.5	<0.5	<0.5	<0.5	<1	<0.5	<0.5	<1	<1.5	<1	<0.5	<100	<100	<100	<100
92514598	MW-20_20210104	MW-20	01/04/2021	**24.4**	<0.5	<0.5	<0.5	<0.5	<0.5	<1	**0.82**	<1	<0.5	<0.5	<0.5	<0.5	<0.5	<2	<0.5	<2	<0.5	<2	<0.5	<0.5	<0.5	**1.1**	<0.5	<1	**2.2**	<0.5	<1	**2.36**	**1.5**	**0.86**	<100	<100	<100	<100
92521555	MW-20_20210210	MW-20	02/10/2021	<5	<0.5	<0.5	<0.5	<0.5	<0.5	<1	**1.7**	<1	<0.5	<0.5	<0.5	<0.5	<0.5	<2	<0.5	<2	<0.5	<2	<0.5	<0.5	<0.5	<0.5	<0.5	<1	<0.5	<0.5	<5	<1.5	<1	<0.5	**192**	<100	<100	**253**
92521555	DUP-1-20210210	MW-20	02/10/2021	**7.8**	<0.5	<0.5	<0.5	<0.5	<0.5	<1	**1.8**	<1	<0.5	<0.5	<0.5	<0.5	<0.5	<2	<0.5	<2	<0.5	<2	<0.5	<0.5	<0.5	<0.5	<0.5	<1	<0.5	<0.5	<1	<1.5	<1	<0.5	<100	<100	<100	<100
92526977	MW-20_20210310	MW-20	03/10/2021	<5	<0.5	<0.5	<0.5	<0.5	<0.5	<1	**2.0**	<1	<0.5	<0.5	<0.5	<0.5	<0.5	<2	<0.5	<2	<0.5	<2	<0.5	<0.5	<0.5	<0.5	<0.5	<1	<0.5	<0.5	<1	<1.5	<1	<0.5	<100	<100	<100	<100
92530256	MW-20_20210407	MW-20	04/07/2021	<5	<0.5	<0.5	<0.5	<0.5	<0.5	<1	**2.1**	<1	<0.5	<0.5	<0.5	<0.5	<0.5	<2	<0.5	<2	<0.5	<2	<0.5	<0.5	<0.5	<0.5	<0.5	<1	<0.5	<0.5	<1	<1.5	<1	<0.5	<50	<50	<50	<50
92537489	MW-20_20210506	MW-20	05/06/2021	<5	<0.5	<0.5	**0.45J**	<0.5	<0.5	<1	**2.4**	<1	<0.5	<0.5	<0.5	<0.5	<0.5	<2	<0.5	<2	<0.5	<2	<0.5	<0.5	<0.5	<0.5	<0.5	<1	<0.5	<0.5	<1	<1.5	<1	<0.5	<50	<50	<50	<50
92542375	MW-20_20210603	MW-20	06/03/2021	<5	<0.5	<0.5	**0.52**	<0.5	<0.5	<1	**2.8**	<1	<0.5	<0.5	<0.5	<0.5	<0.5	<2	<0.5	<2	<0.5	<2	<0.5	<0.5	<0.5	<0.5	<0.5	<1	<0.5	<0.5	<1	<1.5	<1	<0.5	<50	<50	<50	<50
92548168	MW-20_20210707	MW-20	07/07/2021	<5	**0.81**	<0.5	**0.58**	<0.5	<0.5	<1	**3.3**	<1	<0.5	<0.5	<0.5	<0.5	**0.39J**	<2	<0.5	<2	<0.5	<2	<0.5	<0.5	<0.5	**0.81**	<0.5	<1	<0.5	<0.5	<1	**2.32**	**1.6**	**0.72**	<50	<50	<50	<50
92553563	MW-20_20210804	MW-20	08/04/2021	<5	<0.5	<0.5	**0.67**	<0.5	<0.5	<1	**3.7**	<1	<0.5	<0.5	<0.5	<0.5	<0.5	<2	<0.5	<2	<0.5	<2	<0.5	<0.5	<0.5	<0.5	<0.5	<1	<0.5	<0.5	<1	<1.5	<1	<0.5	<50	<50	<50	<50
92559014	MW-20_20210901	MW-20	09/01/2021	<5	<0.5	<0.5	**0.64**	<0.5	<0.5	<1	**3.7**	<1	<0.5	<0.5	<0.5	**0.53**	<0.5	<2	<0.5	<2	<0.5	<2	<0.5	<0.5	<0.5	<0.5	<0.5	<1	<0.5	<0.5	<1	<1.5	<1	<0.5	<50	<50	<50	<50
92563804	MW-20_20210928	MW-20	09/28/2021	<5	<0.5	<0.5	**0.67**	<0.5	<0.5	<0.5	**3.7**	<0.6	<0.5	<0.5	<0.5	**0.73**	<0.5	<0.6	<0.5	<5	<0.5	<0.5	<0.5	<0.5	<0.5	<0.5	<0.5	<0.5	<0.5	<0.5	<0.5	<1.5	<1	<0.5	<100	<100	<100	NA
92570483	MW-20_20211103	MW-20	11/03/2021	<5	<0.5	<0.5	**0.77**	<0.5	<0.5	<1	**4.2**	<1	<0.5	<0.5	<0.5	**0.64**	<0.5	<2	<0.5	<2	<0.5	<2	<0.5	<0.5	<0.5	<0.5	<0.5	<1	<0.5	<0.5	<1	<1.5	<1	<0.5	<50	<50	<50	<50
92575654	MW-20_20211202	MW-20	12/02/2021	<5	<0.5	<0.5	**0.85**	<0.5	<0.5	<1	**4.4**	<1	<0.5	<0.5	<0.5	**0.46J**	<0.5	<2	<0.5	<2	<0.5	<2	<0.5	<0.5	<0.5	<0.5	<0.5	<1	<0.5	<0.5	<1	<1.5	<1	<0.5	<50	<50	<50	<50
92583376	MW-20_20220106	MW-20	01/06/2022	**2.2J**	<0.5	<0.5	**0.84**	<0.5	<0.5	<1	**4.1**	<1	<0.5	<0.5	<0.5	**0.59**	<0.5	<2	<0.5	<2	<0.5	<2	<0.5	<0.5	<0.5	<0.5	<0.5	<1	<0.5	<0.5	<1	<1.5	<1	<0.5	<50	<50	<50	<50
92585559	MW-20_20220201	MW-20	02/01/2022	**16.0**	<0.5	<0.5	**0.66**	<0.5	<0.5	<1	**4.0**	<1	<0.5	<0.5	<0.5	**1.3**	<0.5	<2	<0.5	<2	<0.5	<2	<0.5	<0.5	<0.5	<0.5	<0.5	<1	<0.5	<0.5	<1	<1.5	<1	<0.5	<50	<50	<50	<50
92495905	MW-21_20200916	MW-21	09/16/2020	<5	<0.5	<0.5	<0.5	<0.5	<0.5	<1	**8**	<1	<0.5	<0.5	<0.5	**1.2**	<0.5	<2	<0.5	<2	<0.5	<2	<0.5	<0.5	**1.3**	<0.5	<0.5	<1	<0.5	<0.5	<1	<1.5	<1	<0.5	<100	<100	<100	<100
92501343	MW-21_20201020	MW-21	10/20/2020	**8.1**	**38**	<0.5	<0.5	<0.5	<0.5	<1	**5.8**	<1	<0.5	<0.5	<0.5	**12.2**	**2.2**	<2	<0.5	<2	**4.8**	<2	<0.5	<0.5	**0.93**	**44.9**	<0.5	<1	**2.3**	<0.5	<1	**21.9**	**14.2**	**7.7**	**187**	<100	<100	**251**
92508884	MW-21_20201201	MW-21	12/01/2020	**53.7**	**124**	<0.5	<0.5	<0.5	<0.5	<1	**4.5**	<1	<0.5	<0.5	<0.5	**31.1**	**3.6**	<2	<0.5	<2	**12.2**	<2	<0.5	<0.5	**0.82**	**46.8**	<0.5	<1	**7.7**	<0.5	<1	**66.9**	**42.7**	**24.2**	**466**	**121**	<100	**630**
92515075	MW-21_20210106	MW-21	01/06/2021	<5	**726**	<2.5	<2.5	<2.5	<2.5	<5	<2.5	<5	<2.5	<2.5	<2.5	**108**	**8**	<10	<2.5	<10	**50**	<10	<2.5	<2.5	<2.5	**96.1**	<2.5	<5	**28.9**	<2.5	<5	**196.5**	**128**	**68.5**	**2,210**	**456**	**122**	**2,790**
92521555	MW-21_20210210	MW-21	02/10/2021	<5	**1,030**	<5	<5	<5	<5	<10	<5	<10	<5	<5	<5	**130**	**18.7**	<20	<5	<20	**68.7**	**23.3**	<5	<5	<5	**524**	<5	<10	**65.4**	<5	<1	**512**	**330**	**182**	**4,710**	**991**	**269**	**5,970**
92526257	MW-21_20210308	MW-21	03/08/2021	<5	**1,470**	<5	<5	<5	<5	<10	<5	<10	<5	<5	<5	**192**	**20.7**	<20	<5	<20	**92.3**	**20.9**	<5	<5	<5	**156**	<5	<10	**47.7**	<5	<10	**298.4**	**207**	**91.4**	**4,420**	**480**	**236**	**5,140**
92531585	MW-21_20210406	MW-21	04/06/2021	<5	<0.5	<0.5	<0.5	<0.5	<0.5	<1	**1.3**	<1	<0.5	<0.5	<0.5	**29.2**	<0.5	<2	<0.5	<2	**11.1**	<2	<0.5	<0.5	<0.5	<0.5	<0.5	<1	<0.5	<0.5	<1	<1.5	<1	<0.5	<50	<50	**72.6**	**72.6**
92537153	MW-21_20210505	MW-21	05/05/2021	<5	**720**	<2.5	<2.5	<2.5	<2.5	<5	<2.5	<5	<2.5	<2.5	<2.5	**105**	**4.7**	<10	<2.5	<10	**53.9**	**9.3J**	<2.5	<2.5	<2.5	**33.8**	<2.5	<5	**13.5**	<2.5	<5	**72.2**	**72.2**	**34**	**4,670**	**337**	**64.8**	**5,010**
92542352	MW-21_20210603	MW-21	06/03/2021	<5	**1,780**	<6.2	<6.2	<6.2	<6.2	<12.5	<6.2	<12.5	<6.2	<6.2	<6.2	**249**	**8.5**	<25	<6.2	<25	**117**	**43.7**	<6.2	<6.2	<6.2	**90.9**	<6.2	<12.5	**32.6**	<6.2	<12.5	**265.3**	**174**	**91.3**	**10,500**	**714**	<125	**11,200**
92548170	MW-21_20210707	MW-21	07/07/2021	<5	**1,490**	<6.2	<6.2	<6.2	<6.2	<12.5	<6.2	<12.5	<6.2	<6.2	<6.2	**181**	**6.1J**	<25	<6.2	<25	**87**	**22.2J**	<6.2	<6.2	<6.2	**68.8**	<6.2	<12.5	**26.4**	<6.2	<12.5	**260.9**	**161**	**99.9**	**9,300**	**611**	<200	**10,000**
92553189	MW-21_20210803	MW-21	08/03/2021	<5	**154**	<0.5	<0.5	<0.5	<0.5	<1	<0.5	<1	<0.5	<0.5	<0.5	**35.3**	<0.5	<2	<0.5	<2	**14.9**	**1.4J**	<0.5	<0.5	<0.5	**2.2**	<0.5	<1	**2.3**	**0.95**	<1	**13.9**	**4.8**	**9.1**	**1,050**	<50	<50	**1,080**
92558742	MW-21_20210831	MW-21	08/31/2021	<5	**0.81**	<0.5	<0.5	<0.5	<0.5	<1	<0.5	<1	<0.5	<0.5	<0.5	**2.9**	<0.5	<2	<0.5	<2	**0.71**	<2	<0.5	<0.5	<0.5	**1.7**	<0.5	<1	<0.5	<0.5	<1	<1.5	<1	<0.5	<50	<50	<50	<50
92564485	MW-21_20211001	MW-21	10/01/2021	<5.0	**620**	<5	<5	<5	<5	<5	<5	<0.6	<5	<5	<5	**62**	**2.4J**	<6	**2.0J**	<50	**41**	**6.8**	**1.4J**	<5	<5	**14**	<5	<5	**2.2J**	**1.0J**	<5	**32**	**14**	**18**	**1,400**	<200	<200	NA
92570181	MW-21_20211102	MW-21	11/02/2021	<5	**10.2**	<0.5	<0.5	<0.5	<0.5	<1	<0.5	<1	<0.5	<0.5	<0.5	**4**	**0.34J**	<2	<0.5	<2	**0.64**	<2	<0.5	<0.5	<0.5	**5.1**	<0.5	<1	**1.0**	<0.5	<1	**6.3**	**2.4**	**3.9**	**63.7**	<50	<50	**82.5**
92575206	MW-21_20211201	MW-21	12/01/2021	<5	**66.9**	<0.5	<0.5	<0.5	<0.5	<1	<0.5	<1	<0.5	<0.5	<0.5	**9**	**2.2**	<2	<0.5	<2	**1.8**	**1.3J**	<0.5	<0.5	<0.5	**31**	<0.5	<1	**9.7**	**2.9**	<1	**49**	**18.7**	**30.3**	**396**	**101**	<50	**519**
92580930 92580955	MW-21_20220104	MW-21	01/04/2022	<5	**18.4**	<0.5	<0.5	<0.5	<0.5	<1	<0.5	<1	<0.5	<0.5	<0.5	**3**	**1.3**	<2	<0.5	<2	**0.66**	**0.79J**	<0.5	<0.5	<0.5	**16.2**	<0.5	<1	**4.9**	**1.1**	<1	**19.6**	**7.7**	**11.9**	**127**	<50	<50	**176**
92585562	MW-21_20220201	MW-21	02/01/2022	<5	**43.3**	<0.5	<0.5	<0.5	<0.5	<1	<0.5	<1	<0.5	<0.5	<0.5	**9.5**	**2.9**	<2	<0.5	<2	**3.7**	**1.1J**	**0.43J**	<0.5	<0.5	**21.9**	<0.5	<1	**4.7**	**1.3**	<1	**20.1**	**8.5**	**11.6**	**430**	**53.7**	<50	**505**
92494640	MW-22_20200909	MW-22	09/09/2020	<5	**14.5**	<0.5	<0.5	<0.5	<0.5	<1	<0.5	<1	<0.5	<0.5	<0.5	**4.4**	<0.5	<2	<0.5	<2	<0.5	<2	<0.5	<0.5	<0.5	<0.5	<0.5	<1	<0.5	<0.5	<1	**3.2**	<1	**3.2**	<100	<100	<100	<100
92500608	MW-22_20201007	MW-22	10/07/2020	**9.4**	<0.5	<0.5	<0.5	<0.5	<0.5	<1	<0.5	<1	<0.5	<0.5	<0.5	**1.8**	<0.5	<2	<0.5	<2	<0.5	<2	<0.5	<0.5	<0.5	<0.5	<0.5	<1	<0.5	<0.5	<1	<1.5	<1	<0.5	<100	<100	<100	<100
92501860	MW-22_20201022	MW-22	10/22/2020	<5	<0.5	<0.5	<0.5	<0.5	<0.5	<1	<0.5	<1	<0.5	<0.5	<0.5	**1.6**	<0.5	<2	<0.5	<2	<0.5	<2	<0.5	<0.5	<0.5	**0.5**	<0.5	<1	<0.5	<0.5	<1	<1.5	<1	<0.5	<100	<100	<100	<100
92496816	MW-23_20200920	MW-23	09/20/2020	<5	<0.5	<0.5	**6.1**	<0.5	<0.5	<1	**36.9**	<1	<0.5	**1.5**	<0.5	<0.5	<0.5	<2	<0.5	<2	<0.5	<2	<0.5	<0.5	<0.5	<0.5	<0.5	<1	<0.5	<0.5	<1	<1.5	<1	<0.5	<100	<100	<100	<100
92531585	MW-23_20210406	MW-23	04/06/2021	<5	<0.5	<0.5	<0.5	<0.5	<0.5	<1	<0.5	<1	<0.5	<0.5	<0.5	<0.5	<0.5	<2	<0.5	<2	<0.5	<2	<0.5	<0.5	<0.5	<0.5	<0.5	<1	<0.5	<0.5	<1	<1.5	<1	<0.5	<50	<50	<50	<50
92500605	MW-23R_20201007	MW-23	10/07/2020	**32.2**	<0.5	<0.5	**0.56**	<0.5	<0.5	<1	**3.2**	<1	<0.5	<0.5	<0.5	<0.5	<0.5	<2	<0.5	<2	<0.5	<2	<0.5	<0.5	<0.5	<0.5	<0.5	<1	<0.5	<0.5	<1	<1.5	<1	<0.5	<100	<100	<100	<100
92501343	MW-23R_20201020	MW-23	10/20/2020	**94.4**	<0.5	<0.5	<0.5	<0.5	<0.5	<1	**1.7**	<1	<0.5	<0.5	<0.5	<0.5	<0.5	<2	<0.5	<2	<0.5	<2	<0.5	<0.5	<0.5	<0.5	<0.5	<1	<0.5	<0.5	<1	<1.5	<1	<0.5	<100	<100	<100	<100
92508884	MW-23_20201201	MW-23	12/01/2020	**24.7**	<0.5	<0.5	<0.5	<0.5	<0.5	<1	**0.97**	<1	<0.5	<0.5	<0.5	<0.5	<0.5	<2	<0.5	<2	<0.5	<2	<0.5	<0.5	<0.5	<0.5	<0.5	<1	<0.5	<0.5	<1	<1.5	<1	<0.5	<100	<100	<100	<100
92515075	MW-23_20210106	MW-23	01/06/2021	**85.1**	<0.5	<0.5	<0.5	<0.5	<0.5	<1	**0.61**	<1	<0.5	<0.5	<0.5	<0.5	<0.5	<2	<0.5	<2	<0.5	<2	<0.5	<0.5	<0.5	<0.5	<0.5	<1	<0.5	<0.5	<1	<1.5	<1	<0.5	<100	<100	<100	<100
92521555	MW-23_20210210	MW-23	02/10/2021	<5	<0.5	<0.5	<0.5	<0.5	<0.5	<1	<0.5	<1	<0.5	<0.5	<0.5	<0.5	<0.5	<2	<0.5	<2	<0.5	<2	<0.5	<0.5	<0.5	<0.5	<0.5	<1	<0.5	<0.5	<10	<1.5	<1	<0.5	<100	<100	<100	<100
92526257	MW-23_20210308	MW-23	03/08/2021	<5	<0.5	<0.5	<0.5	<0.5	<0.5	<1	<0.5	<1	<0.5	<0.5	<0.5	<0.5	<0.5	<2	<0.5	<2	<0.5	<2	<0.5	<0.5	<0.5	<0.5	<0.5	<1	<0.5	<0.5	<1	<1.5	<1	<0.5	<100	<100	<100	<100
92537153	MW-23_20210505	MW-23	05/05/2021	<5	<0.5	<0.5	<0.5	<0.5	<0.5	<1	<0.5	<1	<0.5	<0.5	<0.5	<0.5	<0.5	<2	<0.5	<2	<0.5	<2	<0.5	<0.5	<0.5	<0.5	<0.5	<1	<0.5	<0.5	<1	<1	<1	<0.5	<50	<50	<50	<50
92542352	MW-23_20210603	MW-23	06/03/2021	<5	<0.5	<0.5	<0.5	<0.5	<0.5	<1	<0.5	<1	<0.5	<0.5	<0.5	<0.5	<0.5	<2	<0.5	<2	<0.5	<2	<0.5	<0.5	<0.5	<0.5	<0.5	<1	<0.5	<0.5	<1	<1.5	<1	<0.5	<50	<50	<50	<50
92548170	MW-23_20210707	MW-23	07/07/2021	<5	<0.5	<0.5	<0.5	<0.5	<0.5	<1	<0.5	<1	<0.5	<0.5	<0.5	<0.5	<0.5	<2	<0.5	<2	<0.5	<2	<0.5	<0.5	<0.5	<0.5	<0.5	<1	<0.5	<0.5	<1	<1.5	<1	<0.5	<50	<50	<50	<50
92553189	MW-23_20210803	MW-23	08/03/2021	<5	<0.5	<0.5	<0.5	<0.5	<0.5	<1	<0.5	<1	<0.5	<0.5	<0.5	<0.5	<0.5	<2	<0.5	<2	<0.5	<2	<0.5	<0.5	<0.5	<0.5	<0.5	<1	<0.5	<0.5	<1	<1.5	<1	<0.5	<50	<50	<50	<50

Table 5A
Summary of Monitoring Well Sampling Results

Colonial Pipeline Company
2020-L1-SR2448
Huntersville, North Carolina

Lab Report Number	Sample ID	Well ID	Sample Date	Metals (µg/L)	VOCs (µg/L)																																MADEP VPH (µg/L)			
				Lead	Benzene	Bromochloromethane	Bromodichloromethane	n-Butylbenzene	sec-Butylbenzene	Chloroethane	Chloroform	Chloromethane	2-Chlorotoluene	Dibromochloromethane	1,2-Dichloroethane	Diisopropyl ether	Ethylbenzene	Hexachloro-1,3-butadiene	Isopropylbenzene (Cumene)	Methylene Chloride	Methyl-tert-butyl ether	Naphthalene	n-Propylbenzene	Styrene	Tetrachloroethene	Toluene	Trichloroethene	Trichlorofluoromethane	1,2,4-Trimethylbenzene	1,3,5-Trimethylbenzene	Vinyl chloride	Xylene (Total)	m&p-Xylene	o-Xylene	C5 - C8 Aliphatics	C9 - C12 Aliphatics	C9 - C10 Aromatics	VPH (Total)
NCAC 2L Standards				**15**	**1**	**NE**	**0.6**	**70**	**70**	**3000**	**70**	**3**	**100**	**0.4**	**0.4**	**70**	**600**	**0.4**	**70**	**5**	**20**	**6**	**70**	**70**	**0.7**	**600**	**3**	**2000**	**400**	**400**	**0.03**	**500**	**500**	**500**	**400**	**700**	**200**	**NE**
IMAC Standards				--	--	--	--	--	--	--	--	--	--	--	--	--	--	--	--	--	--	--	--	--	--	--	--	--	--	--	--	--	--	--	--	--	--	--
92559332	MW-23_20210902	MW-23	09/02/2021	<5	<0.5	<0.5	<0.5	<0.5	<0.5	<1	<0.5	<1	<0.5	<0.5	<0.5	<0.5	<0.5	<2	<0.5	<2	<0.5	<2	<0.5	<0.5	<0.5	<0.5	<0.5	<1	<0.5	<0.5	<1	<1.5	<1	<0.5	<50	<50	<50	<50
92564485	MW-23_20211001	MW-23	10/01/2021	<5.0	<0.5	<0.5	<0.5	<0.5	<0.5	<0.5	<0.5	<0.6	<0.5	<0.5	<0.5	<0.5	<0.5	<0.6	<0.5	<5	<0.5	<0.5	<0.5	<0.5	<0.5	<0.5	<0.5	<0.5	<0.5	<0.5	<0.5	<1.5	<1	<0.5	<100	<100	<100	NA
92564485	DUP-1-20211001	MW-23	10/01/2021	<5	<0.5	<0.5	<0.5	<0.5	<0.5	<0.5	<0.5	<0.6	<0.5	<0.5	<0.5	<0.5	<0.5	<0.6	<0.5	<5	<0.5	<0.5	<0.5	<0.5	<0.5	<0.5	<0.5	<0.5	<0.5	<0.5	<0.5	<1.5	<1	<0.5	<100	<100	<100	NA
92570181	MW-23_20211102	MW-23	11/02/2021	<5	<0.5	<0.5	<0.5	<0.5	<0.5	<1	<0.5	<1	<0.5	<0.5	<0.5	<0.5	<0.5	<2	<0.5	<2	<0.5	<2	<0.5	<0.5	<0.5	<0.5	<0.5	<1	<0.5	<0.5	<1	<1.5	<1	<0.5	<50	<50	<50	<50
92575206	MW-23_20211201	MW-23	12/01/2021	<5	<0.5	<0.5	<0.5	<0.5	<0.5	<1	<0.5	<1	<0.5	<0.5	<0.5	<0.5	<0.5	<2	<0.5	<2	<0.5	<2	<0.5	<0.5	<0.5	<0.5	<0.5	<1	<0.5	<0.5	<1	<1.5	<1	<0.5	<50	<50	<50	<50
92581193	MW-23_20220105	MW-23	01/05/2022	**0.75J**	**0.59**	<0.5	<0.5	<0.5	<0.5	<1	<0.5	<1	<0.5	<0.5	<0.5	<0.5	<0.5	<2	<0.5	<2	<0.5	<2	<0.5	<0.5	<0.5	**1.9**	<0.5	<1	<0.5	<0.5	<1	**0.47J**	<1	**0.47J**	<50	<50	<50	<50
92585562	MW-23_20220201	MW-23	02/01/2022	<5	<0.5	<0.5	<0.5	<0.5	<0.5	<1	<0.5	<1	<0.5	<0.5	<0.5	<0.5	<0.5	<2	<0.5	<2	<0.5	<2	<0.5	<0.5	<0.5	<0.5	<0.5	<1	<0.5	<0.5	<1	<1.5	<1	<0.5	<50	<50	<50	<50
92495103	MW-25_20200911	MW-25	09/11/2020	<10	<0.5	<0.5	<0.5	<0.5	<0.5	<1	<0.5	<1	<0.5	<0.5	<0.5	<0.5	<0.5	<2	<0.5	<2	<0.5	<2	<0.5	<0.5	<0.5	<0.5	<0.5	<1	<0.5	<0.5	<1	<1.5	<1	<0.5	<100	<100	<100	<100
92501960	MW-25_20201023	MW-25	10/23/2020	**97.9**	<0.5	<0.5	<0.5	<0.5	<0.5	<1	<0.5	<1	<0.5	<0.5	<0.5	<0.5	<0.5	<2	<0.5	<2	<0.5	<2	<0.5	<0.5	<0.5	<0.5	<0.5	<1	<0.5	<0.5	<1	<1.5	<1	<0.5	<100	<100	<100	<100
92508881	MW-25_20201201	MW-25	12/01/2020	**142**	<0.5	<0.5	<0.5	<0.5	<0.5	<1	<0.5	<1	<0.5	<0.5	<0.5	<0.5	<0.5	<2	<0.5	<2	<0.5	<2	<0.5	<0.5	<0.5	<0.5	<0.5	<1	<0.5	<0.5	<1	<1.5	<1	<0.5	<100	<100	<100	<100
92514598	MW-25_20210104	MW-25	01/04/2021	**160**	<0.5	<0.5	<0.5	<0.5	<0.5	<1	<0.5	<1	<0.5	<0.5	<0.5	<0.5	<0.5	<2	<0.5	<2	<0.5	<2	<0.5	<0.5	<0.5	<0.5	<0.5	<1	<0.5	<0.5	<1	<1.5	<1	<0.5	<100	<100	<100	<100
92521237	MW-25_20210209	MW-25	02/09/2021	<5	<0.5	<0.5	<0.5	<0.5	<0.5	<1	**0.99**	<1	<0.5	<0.5	<0.5	<0.5	<0.5	<2	<0.5	<2	<0.5	<2	<0.5	<0.5	<0.5	<0.5	<0.5	<1	<0.5	<0.5	<1	<1.5	<1	<0.5	<100	<100	<100	<100
92526977	MW-25_20210310	MW-25	03/10/2021	**11.4**	<0.5	<0.5	<0.5	<0.5	<0.5	<1	**1.5**	<1	<0.5	<0.5	<0.5	<0.5	<0.5	<2	<0.5	<2	<0.5	<2	<0.5	<0.5	<0.5	<0.5	<0.5	<1	<0.5	<0.5	<1	<1.5	<1	<0.5	<100	<100	<100	<100
92532417	MW-25_20210408	MW-25	04/08/2021	**10.1**	<0.5	<0.5	<0.5	<0.5	<0.5	<1	**1.4**	<1	<0.5	<0.5	<0.5	<0.5	<0.5	<2	<0.5	<2	<0.5	<2	<0.5	<0.5	<0.5	<0.5	<0.5	<1	<0.5	<0.5	<1	<1.5	<1	<0.5	<50	<50	<50	<50
92537489	MW-25_20210506	MW-25	05/06/2021	<5	<0.5	<0.5	<0.5	<0.5	<0.5	<1	**1.3**	<1	<0.5	<0.5	<0.5	<0.5	<0.5	<2	<0.5	<2	<0.5	<2	<0.5	<0.5	<0.5	<0.5	<0.5	<1	<0.5	<0.5	<1	<1.5	<1	<0.5	<50	<50	<50	<50
92542375	MW-25_20210603	MW-25	06/03/2021	<5	<0.5	<0.5	**0.32J**	<0.5	<0.5	<1	<0.5	<1	<0.5	<0.5	<0.5	<0.5	<0.5	<2	<0.5	<2	<0.5	<2	<0.5	<0.5	<0.5	<0.5	<0.5	<1	<0.5	<0.5	<1	<1.5	<1	<0.5	<50	<50	<50	<50
92548787	MW-25_20210709	MW-25	07/09/2021	<5	**3.9**	<0.5	**0.33J**	<0.5	<0.5	<1	**1.9**	<1	<0.5	<0.5	<0.5	**0.73**	<0.5	<2	<0.5	<2	<0.5	<2	<0.5	<0.5	<0.5	**1.2**	<0.5	<1	**0.59**	<0.5	<1	**7.5**	**5.0**	**2.5**	<50	<50	<50	<50
92553563	MW-25_20210804	MW-25	08/04/2021	**25.6**	**9.7**	<0.5	**0.54J**	<0.5	<0.5	<1	**2.5**	<1	<0.5	<0.5	<0.5	**3.1**	<0.5	<2	<0.5	<2	<0.5	<2	<0.5	<0.5	<0.5	**9.3**	<0.5	<1	<0.5	<0.5	<1	**9.8**	**5.3**	**4.5**	**136**	<50	<50	**166**
92559360	MW-25_20210902	MW-25	09/02/2021	<5	**95.9**	<0.5	<0.5	<0.5	<0.5	<1	**2.3**	<1	<0.5	<0.5	<0.5	**5.8**	**8.7**	<2	**1.2**	<2	<0.5	**5.5**	**1.8**	<0.5	<0.5	**172**	<0.5	<1	**24.7**	<0.5	<1	**239.8**	**157**	**82.8**	**1,840**	**535**	**69.4**	**2,450**
92564084	MW-25_20210929	MW-25	09/29/2021	<5.0	**66**	<0.5	**0.55**	**0.14J**	**0.12J**	<0.5	**2.2**	<2	<0.5	<0.5	<0.5	**5.3**	**1.4**	<0.6	**1.3**	<5	**0.24J**	**4.1**	**1.4**	**0.10J**	<0.5	**130**	<0.5	<0.5	**21**	**6.1**	<0.5	**224**	**140**	**84**	**690**	<100	**120**	NA
92570483	MW-25_20211103	MW-25	11/03/2021	**20.4**	**151**	<0.5	**0.39J**	<0.5	<0.5	<1	**2.4**	<1	<0.5	<0.5	<0.5	**15.6**	**6.1**	<2	**1.2**	<2	**0.69**	**4.3**	**1.7**	<0.5	<0.5	**177**	<0.5	<1	**22.2**	**6.1**	<1	**228.1**	**142**	**86.1**	**1,720**	**450**	**65.1**	**2,230**
92575462	MW-25_20211201	MW-25	12/01/2021	<5	**208**	<1	<1	<1	<1	<2	**2.2**	**1.8J**	<1	<1	<1	**14.6**	**9.1**	<4	**1.4**	<4	<1	**7.2**	<1	<1	<1	**255**	<1	<2	**26.9**	<1	<2	**276**	**164**	**112**	**2,440**	**552**	**81.9**	**3,080**
92583209	MW-25_20220105	MW-25	01/05/2022	**9.5**	**814**	<5	<5	<5	<5	<10	<5	<10	<5	<5	<5	**67.3**	**21.1**	<20	**4.4J**	<20	<5	**25.9**	**7.2**	<5	<5	**911**	<5	<10	**87.2**	**26.3**	<10	**1,067**	**661**	**406**	**11,600**	**2,360**	**284**	**14,300**
92494640	MW-26_20200909	MW-26	09/09/2020	<5	**7.7**	<0.5	<0.5	<0.5	<0.5	<1	<0.5	<1	<0.5	<0.5	<0.5	**1.3**	**1.8**	<2	<0.5	<2	<0.5	<2	<0.5	<0.5	<0.5	**22.6**	<0.5	<1	**0.69**	<0.5	<1	**9.5**	**6.4**	**3.1**	<100	<100	<100	**114**
92494640	MW-27_20200909	MW-27	09/09/2020	<5	<0.5	<0.5	<0.5	<0.5	<0.5	<1	<0.5	<1	<0.5	<0.5	<0.5	<0.5	<0.5	<2	<0.5	<2	<0.5	<2	<0.5	<0.5	<0.5	<0.5	<0.5	<1	<0.5	<0.5	<1	<1.5	<1	<0.5	<100	<100	<100	<100
92501860	MW-27_20201022	MW-27	10/22/2020	**18.4**	<0.5	<0.5	<0.5	<0.5	<0.5	<1	<0.5	<1	<0.5	<0.5	<0.5	<0.5	<0.5	<2	<0.5	<2	<0.5	<2	<0.5	<0.5	<0.5	<0.5	<0.5	<1	<0.5	<0.5	<1	<1.5	<1	<0.5	<100	<100	<100	<100
92508536	MW-27_20201130	MW-27	11/30/2020	**24.8**	<0.5	<0.5	<0.5	<0.5	<0.5	<1	<0.5	<1	<0.5	<0.5	<0.5	<0.5	<0.5	<2	<0.5	<2	<0.5	<2	<0.5	<0.5	<0.5	<0.5	<0.5	<1	<0.5	<0.5	<1	<1.5	<1	<0.5	<100	<100	<100	<100
92514598	MW-27_20210104	MW-27	01/04/2021	**35.1**	<0.5	<0.5	<0.5	<0.5	<0.5	<1	<0.5	<1	<0.5	<0.5	<0.5	<0.5	<0.5	<2	<0.5	<2	<0.5	<2	<0.5	<0.5	<0.5	<0.5	<0.5	<1	<0.5	<0.5	<1	<1.5	<1	<0.5	<100	<100	<100	<100
92521237	MW-27_20210209	MW-27	02/09/2021	<5	<0.5	<0.5	<0.5	<0.5	<0.5	<1	<0.5	<1	<0.5	<0.5	<0.5	<0.5	<0.5	<2	<0.5	<2	<0.5	<2	<0.5	<0.5	<0.5	<0.5	<0.5	<1	<0.5	<0.5	<1	<1.5	<1	<0.5	<100	<100	<100	<100
92526977	MW-27_20210310	MW-27	03/10/2021	<5	<0.5	<0.5	<0.5	<0.5	<0.5	<1	<0.5	<1	<0.5	<0.5	<0.5	<0.5	<0.5	<2	<0.5	<2	<0.5	<2	<0.5	<0.5	<0.5	<0.5	<0.5	<1	<0.5	<0.5	<1	<1.5	<1	<0.5	<100	<100	<100	<100
92532417	MW-27_20210408	MW-27	04/08/2021	<5	<0.5	<0.5	<0.5	<0.5	<0.5	<1	<0.5	<1	<0.5	<0.5	<0.5	<0.5	<0.5	<2	<0.5	<2	<0.5	<2	<0.5	<0.5	<0.5	<0.5	<0.5	<1	<0.5	<0.5	<1	<1.5	<1	<0.5	<50	<50	<50	<50
92537489	MW-27_20210506	MW-27	05/06/2021	<5	<0.5	<0.5	<0.5	<0.5	<0.5	<1	<0.5	<1	<0.5	<0.5	<0.5	<0.5	<0.5	<2	<0.5	<2	<0.5	<2	<0.5	<0.5	<0.5	<0.5	<0.5	<1	<0.5	<0.5	<1	<1.5	<1	<0.5	<50	<50	<50	<50
92542375	MW-27_20210603	MW-27	06/03/2021	<5	<0.5	<0.5	<0.5	<0.5	<0.5	<1	<0.5	<1	<0.5	<0.5	<0.5	<0.5	<0.5	<2	<0.5	<2	<0.5	<2	<0.5	<0.5	<0.5	<0.5	<0.5	<1	<0.5	<0.5	<1	<1.5	<1	<0.5	<50	<50	<50	<50
92548527	MW-27_20210708	MW-27	07/08/2021	<5	<0.5	<0.5	<0.5	<0.5	<0.5	<1	<0.5	<1	<0.5	<0.5	<0.5	<0.5	<0.5	<2	<0.5	<2	<0.5	<2	<0.5	<0.5	<0.5	<0.5	<0.5	<1	<0.5	<0.5	<1	<1.5	<1	<0.5	<50	<50	<50	<50
92554137	MW-27_20210805	MW-27	08/05/2021	<5	<0.5	<0.5	<0.5	<0.5	<0.5	<1	<0.5	<1	<0.5	<0.5	<0.5	<0.5	<0.5	<2	<0.5	<2	<0.5	<2	<0.5	<0.5	<0.5	<0.5	<0.5	<1	<0.5	<0.5	<1	<1.5	<1	<0.5	<50	<50	<50	<50
92559014	MW-27_20210901	MW-27	09/01/2021	<5	<0.5	<0.5	<0.5	<0.5	<0.5	<1	<0.5	<1	<0.5	<0.5	<0.5	<0.5	<0.5	<2	<0.5	<2	<0.5	<2	<0.5	<0.5	<0.5	<0.5	<0.5	<1	<0.5	<0.5	<1	<1.5	<1	<0.5	<50	<50	<50	<50
92563487	MW-27_20210927	MW-27	09/27/2021	<5	<0.5	<0.5	<0.5	<0.5	<0.5	<0.5	<0.5	<1	<0.5	<0.5	<0.5	<0.5	<0.5	<0.6	<0.5	<5	<0.5	<0.5	<0.5	<0.5	<0.5	<0.5	<0.5	<0.5	<0.5	<0.5	<0.5	<1.5	<1	<0.5	<100	<100	<100	NA
92570483	MW-27_20211103	MW-27	11/03/2021	**5.0**	<0.5	<0.5	<0.5	<0.5	<0.5	<1	<0.5	<1	<0.5	<0.5	<0.5	<0.5	<0.5	<2	<0.5	<2	<0.5	<2	<0.5	<0.5	<0.5	<0.5	<0.5	<1	**0.89**	<0.5	<1	**1.51**	**1.0**	**0.51**	<50	<50	<50	<50
92583376	MW-27_20220106	MW-27	01/06/2022	**18.8**	<0.5	<0.5	<0.5	<0.5	<0.5	<1	<0.5	<1	<0.5	<0.5	<0.5	<0.5	<0.5	<2	<0.5	<2	<0.5	<2	<0.5	<0.5	<0.5	<0.5	<0.5	<1	<0.5	<0.5	<1	<1.5	<1	<0.5	<50	<50	<50	<50
92585900	MW-27_20220202	MW-27	02/02/2022	**74.0**	<0.5	<0.5	<0.5	<0.5	<0.5	<1	<0.5	<1	<0.5	<0.5	<0.5	<0.5	<0.5	<2	<0.5	<2	<0.5	<2	<0.5	<0.5	<0.5	<0.5	<0.5	<1	<0.5	<0.5	<1	<1.5	<1	<0.5	<50	<50	<50	<50
92494923	MW-28_20200909	MW-28	09/09/2020	<25	<0.5	<0.5	<0.5	<0.5	<0.5	<1	<0.5	<1	<0.5	<0.5	<0.5	<0.5	<0.5	<2	<0.5	<2	<0.5	<2	<0.5	<0.5	<0.5	<0.5	<0.5	<1	<0.5	<0.5	<1	<1.5	<1	<0.5	<100	<100	<100	<100
92501355	MW-28_20201020	MW-28	10/20/2020	**27.6**	<0.5	<0.5	<0.5	<0.5	<0.5	<1	<0.5	<1	<0.5	<0.5	<0.5	<0.5	<0.5	<2	<0.5	<2	<0.5	<2	<0.5	<0.5	<0.5	<0.5	<0.5	<1	<0.5	<0.5	<1	<1.5	<1	<0.5	<100	<100	<100	<100
92509253	MW-28_20201202	MW-28	12/02/2020	**58.8**	<0.5	<0.5	<0.5	<0.5	<0.5	<1	<0.5	<1	<0.5	<0.5	<0.5	<0.5	<0.5	<2	<0.5	<2	<0.5	<2	<0.5	<0.5	<0.5	<0.5	<0.5	<1	<0.5	<0.5	<1	<1.5	<1	<0.5	<100	<100	<100	<100
92515075	MW-28_20210106	MW-28	01/06/2021	**45**	<0.5	<0.5	<0.5	<0.5	<0.5	<1	<0.5	<1	<0.5	<0.5	<0.5	<0.5	<0.5	<2	<0.5	<2	<0.5	<2	<0.5	<0.5	<0.5	<0.5	<0.5	<1	<0.5	<0.5	<1	<1.5	<1	<0.5	<100	<100	<100	<100
92521839	MW-28_20210211	MW-28	02/11/2021	<5	<0.5	<0.5	<0.5	<0.5	<0.5	<1	<0.5	<1	<0.5	<0.5	<0.5	<0.5	<0.5	<2	<0.5	<2	<0.5	<2	<0.5	<0.5	<0.5	<0.5	<0.5	<1	<0.5	<0.5	<1	<1.5	<1	<0.5	<100	<100	<100	<100
92526257	MW-28_20210308	MW-28	03/08/2021	**9.4**	<0.5	<0.5	<0.5	<0.5	<0.5	<1	<0.5	<1	<0.5	<0.5	<0.5	<0.5	<0.5	<2	<0.5	<2	<0.5	<2	<0.5	<0.5	<0.5	<0.5	<0.5	<1	<0.5	<0.5	<1	<1.5	<1	<0.5	<100	<100	<100	<100
92531853	MW-28_20210407	MW-28	04/07/2021	<5	<0.5	<0.5	<0.5	<0.5	<0.5	<1	<0.5	<1	<0.5	<0.5	<0.5	<0.5	<0.5	<2	<0.5	<2	<0.5	<2	<0.5	<0.5	<0.5	<0.5	<0.5	<1	<0.5	<0.5	<1	<1.5	<1	<0.5	<50	<50	<50	<50
92537153	MW-28_20210505	MW-28	05/05/2021	<5	<0.5	<0.5	<0.5	<0.5	<0.5	<1	<0.5	<1	<0.5	<0.5	<0.5	<0.5	<0.5	<2	<0.5	<2	<0.5	<2	<0.5	<0.5	<0.5	<0.5	<0.5	<1	<0.5	<0.5	<1	<1.5	<1	<0.5	<50	<50	<50	<50
92541992	MW-28_20210602	MW-28	06/02/2021	<5	<0.5	<0.5	<0.5	<0.5	<0.5	<1	<0.5	<1	<0.5	<0.5	<0.5	<0.5	<0.5	<2	<0.5	<2	<0.5	<2	<0.5	<0.5	<0.5	<0.5	<0.5	<1	<0.5	<0.5	<1	<1.5	<1	<0.5	<50	<50	<50	<50
92548170	MW-28_20210707	MW-28	07/07/2021	<5	<0.5	<0.5	<0.5	<0.5	<0.5	<1	<0.5	<1	<0.5	<0.5	<0.5	<0.5	<0.5	<2	<0.5	<2	<0.5	<2	<0.5	<0.5	<0.5	<0.5	<0.5	<1	<0.5	<0.5	<1	<1.5	<1	<0.5	<50	<50	<50	<50

Table 5A
Summary of Monitoring Well Sampling Results

Colonial Pipeline Company
2020-L1-SR2448
Huntersville, North Carolina

Lab Report Number	Sample ID	Well ID	Sample Date	Metals (µg/L)	VOCs (µg/L)																												MADEP VPH (µg/L)			
				Lead	Benzene	Bromochloromethane	Bromodichloromethane	n-Butylbenzene	sec-Butylbenzene	Chloroethane	Chloroform	Chloromethane	2-Chlorotoluene	Dibromochloromethane	1,2-Dichloroethane	Diisopropyl ether	Ethylbenzene	Hexachloro-1,3-butadiene	Isopropylbenzene (Cumene)	Methylene Chloride	Methyl-tert-butyl ether	Naphthalene	n-Propylbenzene	Styrene	Tetrachloroethene	Toluene	Trichloroethene	Trichlorofluoromethane	1,2,4-Trimethylbenzene	1,3,5-Trimethylbenzene	Vinyl chloride	Xylene (Total)	m&p-Xylene	o-Xylene	C5 - C8 Aliphatics	C9 - C12 Aliphatics	C9 - C10 Aromatics	VPH (Total)
NCAC 2L Standards				**15**	**1**	**NE**	**0.6**	**70**	**70**	**3000**	**70**	**3**	**100**	**0.4**	**0.4**	**70**	**600**	**0.4**	**70**	**5**	**20**	**6**	**70**	**70**	**0.7**	**600**	**3**	**2000**	**400**	**400**	**0.03**	**500**	**500**	**500**	**400**	**700**	**200**	**NE**
IMAC Standards				--	--	--	--	--	--	--	--	--	--	--	--	--	--	--	--	--	--	--	--	--	--	--	--	--	--	--	--	--	--	--	--	--	--
92553519	MW-28_20210804	MW-28	08/04/2021	<5	<0.5	<0.5	<0.5	<0.5	<0.5	<1	<0.5	<1	<0.5	<0.5	<0.5	<0.5	<0.5	<2	<0.5	<2	<0.5	<2	<0.5	<0.5	<0.5	<0.5	<0.5	<1	<0.5	<0.5	<1	<1.5	<1	<0.5	<50	<50	<50	<50
92553519	DUP-1-20210804	MW-28	08/04/2021	<5	<0.5	<0.5	<0.5	<0.5	<0.5	<1	<0.5	<1	<0.5	<0.5	<0.5	<0.5	<0.5	<2	<0.5	<2	<0.5	<2	<0.5	<0.5	<0.5	<0.5	<0.5	<1	<0.5	<0.5	<1	<1.5	<1	<0.5	<50	<50	<50	<50
92559332	MW-28_20210902	MW-28	09/02/2021	<5	<0.5	<0.5	<0.5	<0.5	<0.5	<1	<0.5	<1	<0.5	<0.5	<0.5	<0.5	<0.5	<2	<0.5	<2	<0.5	<2	<0.5	<0.5	<0.5	<0.5	<0.5	<1	<0.5	<0.5	<1	<1.5	<1	<0.5	<50	<50	<50	<50
92564333	MW-28_20210930	MW-28	09/30/2021	<5.0	<0.5	<0.5	<0.5	<0.5	<0.5	<0.5	<0.5	<0.6	<0.5	<0.5	<0.5	<0.5	<0.5	<0.6	<0.5	<5	<0.5	<0.5	<0.5	<0.5	<0.5	<0.5	<0.5	<0.5	<0.5	<0.5	<0.5	<1.5	<1	<0.5	<100	<100	<100	NA
92571046	MW-28_20211105	MW-28	11/05/2021	<5	<0.5	<0.5	<0.5	<0.5	<0.5	<1	<0.5	<1	<0.5	<0.5	<0.5	<0.5	<0.5	<2	<0.5	<2	<0.5	<2	<0.5	<0.5	<0.5	<0.5	<0.5	<1	<0.5	<0.5	<1	<1.5	<1	<0.5	<50	<50	<50	<50
92575206	MW-28_20211201	MW-28	12/01/2021	<5	<0.5	<0.5	<0.5	<0.5	<0.5	<1	<0.5	<1	<0.5	<0.5	<0.5	<0.5	<0.5	<2	<0.5	<2	<0.5	<2	<0.5	<0.5	<0.5	<0.5	<0.5	<1	<0.5	<0.5	<1	<1.5	<1	<0.5	<50	<50	<50	<50
92575206	DUP-2-20211201	MW-28	12/01/2021	<5	<0.5	<0.5	<0.5	<0.5	<0.5	<1	<0.5	<1	<0.5	<0.5	<0.5	<0.5	<0.5	<2	<0.5	<2	<0.5	<2	<0.5	<0.5	<0.5	<0.5	<0.5	<1	<0.5	<0.5	<1	<1.5	<1	<0.5	<50	<50	<50	<50
92580903 92580955	MW-28_20220104	MW-28	01/04/2022	**0.61J**	<0.5	<0.5	<0.5	<0.5	<0.5	<1	<0.5	<1	<0.5	<0.5	<0.5	<0.5	<0.5	<2	<0.5	<2	<0.5	<2	<0.5	<0.5	<0.5	<0.5	<0.5	<1	<0.5	<0.5	<1	<1.5	<1	<0.5	<50	<50	<50	<50
92585562	MW-28_20220201	MW-28	02/01/2022	**4.7J**	<0.5	<0.5	<0.5	<0.5	<0.5	<1	<0.5	<1	<0.5	<0.5	<0.5	<0.5	<0.5	<2	<0.5	<2	<0.5	<2	<0.5	<0.5	<0.5	<0.5	<0.5	<1	<0.5	<0.5	<1	<1.5	<1	<0.5	<50	<50	<50	<50
92585562	DUP-1-20220201	MW-28	02/01/2022	<5	<0.5	<0.5	<0.5	<0.5	<0.5	<1	<0.5	<1	<0.5	<0.5	<0.5	<0.5	<0.5	<2	<0.5	<2	<0.5	<2	<0.5	<0.5	<0.5	<0.5	<0.5	<1	<0.5	<0.5	<1	<1.5	<1	<0.5	<50	<50	<50	<50
92495241	MW-29_20200913	MW-29	09/13/2020	<5	<0.5	<0.5	<0.5	<0.5	<0.5	<1	**2.8**	<1	<0.5	<0.5	<0.5	<0.5	<0.5	<2	<0.5	<2	<0.5	<2	<0.5	<0.5	<0.5	<0.5	<0.5	<1	<0.5	<0.5	<1	<1.5	<1	<0.5	<100	<100	<100	<100
92501860	MW-29_20201022	MW-29	10/22/2020	<5	<0.5	<0.5	<0.5	<0.5	<0.5	<1	**0.77**	<1	<0.5	<0.5	<0.5	<0.5	<0.5	<2	<0.5	<2	<0.5	<2	<0.5	<0.5	<0.5	<0.5	<0.5	<1	<0.5	<0.5	<1	<1.5	<1	<0.5	<100	<100	<100	<100
92509560	MW-29_20201203	MW-29	12/03/2020	**23.7**	<0.5	<0.5	<0.5	<0.5	<0.5	<1	<0.5	<1	<0.5	<0.5	<0.5	<0.5	<0.5	<2	<0.5	<2	<0.5	<2	<0.5	<0.5	<0.5	<0.5	<0.5	<1	<0.5	<0.5	<1	<1.5	<1	<0.5	<100	<100	<100	<100
92514898	MW-29_20210105	MW-29	01/05/2021	**5.1**	<0.5	<0.5	<0.5	<0.5	<0.5	<1	<0.5	<1	<0.5	<0.5	<0.5	<0.5	<0.5	<2	<0.5	<2	<0.5	<2	<0.5	<0.5	<0.5	<0.5	<0.5	<1	<0.5	<0.5	<1	<1.5	<1	<0.5	<100	<100	<100	<100
92521237	MW-29_20210209	MW-29	02/09/2021	<5	<0.5	<0.5	<0.5	<0.5	<0.5	<1	<0.5	<1	<0.5	<0.5	<0.5	<0.5	<0.5	<2	<0.5	<2	<0.5	<2	<0.5	<0.5	<0.5	**1**	<0.5	<1	<0.5	<0.5	<1	<1.5	<1	<0.5	<100	<100	<100	<100
92514898	Dup-1-20210105	MW-29	01/05/2021	**5.6**	<0.5	<0.5	<0.5	<0.5	<0.5	<1	<0.5	<1	<0.5	<0.5	<0.5	<0.5	<0.5	<2	<0.5	<2	<0.5	<2	<0.5	<0.5	<0.5	<0.5	<0.5	<1	<0.5	<0.5	<1	<1.5	<1	<0.5	<100	<100	<100	<100
92527327	MW-29_20210311	MW-29	03/11/2021	<5	**2.3**	<0.5	<0.5	<0.5	<0.5	<1	<0.5	<1	<0.5	<0.5	<0.5	**1.2**	<0.5	<2	<0.5	<2	<0.5	<2	<0.5	<0.5	<0.5	**6.3**	<0.5	<1	<0.5	<0.5	<1	**2.74**	**1.8**	**0.94**	<50	<50	<50	<50
92532417	MW-29_20210409	MW-29	04/09/2021	<5	**12.1**	<0.5	<0.5	<0.5	<0.5	<1	<0.5	<1	<0.5	<0.5	<0.5	**15.8**	<0.5	<2	<0.5	<2	**0.7**	<2	<0.5	<0.5	<0.5	**23.2**	<0.5	<1	**0.59**	<0.5	<1	**9.6**	**5.9**	**3.7**	**191**	<50	<50	**191**
92537784	MW-29_20210507	MW-29	05/07/2021	<5	**785**	<5	<5	<5	<5	<10	<5	<10	<5	<5	<5	**96.6**	**34**	<20	<5	<20	**8.9**	**7.4J**	<5	<5	<5	**1,170**	<5	<10	**45**	<5	<10	**597**	**381**	**216**	**8,060**	**1,250**	**151**	**9,310**
92542375	MW-29_20210603	MW-29	06/03/2021	<5	**1,170**	<10	<10	<10	<10	<20	**10.7**	<20	**8.0J**	<10	**8.4J**	**161**	**38.6**	<40	<10	<40	**22.2**	**27.8J**	<10	**6.6J**	<10	**2,400**	<10	<20	**78.2**	<10	<20	**774**	**495**	**279**	**19,000**	**2,100**	<500	**21,100**
92548787	MW-29_20210709	MW-29	07/09/2021	<5	**2,000**	<12.5	<12.5	<12.5	<12.5	<25	<12.5	<25	<12.5	<12.5	<12.5	**236**	**117**	<50	<12.5	<50	**43.3**	**24.6J**	<12.5	<12.5	<12.5	**3,860**	<12.5	<25	**133**	<12.5	<25	**1,380**	**901**	**479**	**28,300**	**2,870**	<500	**31,600**
92548787	DUP-2-20210709	MW-29	07/09/2021	<5	**1,950**	<12.5	<12.5	<12.5	<12.5	<25	<12.5	<25	<12.5	<12.5	<12.5	**229**	**115**	<50	<12.5	**80**	**46.7**	**60.6**	<12.5	<12.5	<12.5	**3,640**	<12.5	<25	**137**	<12.5	<25	**1,310**	**853**	**457**	**31,100**	**3,250**	<500	**34,900**
92554137	MW-29_20210805	MW-29	08/05/2021	<5	**2,360**	<20	<20	<20	<20	<40	<20	<40	<20	<20	<20	**278**	**122**	<80	<20	<80	**38**	**26.4J**	<20	<20	<20	**4,970**	<20	<40	**167**	<20	<40	**1,639**	**1,080**	**559**	**42,800**	**4,580**	<1,000	**48,100**
92559360	MW-29_20210902	MW-29	09/02/2021	<5	**2,380**	<20	<20	<20	<20	<40	<20	<40	<20	<20	<20	**262**	**63.1**	<80	<20	<80	**32**	**42.7J**	<20	<20	<20	**4,360**	<20	<40	**158**	<20	<40	**1,722**	**1,120**	**602**	**29,300**	**3,360**	<625	**33,100**
92495103	MW-30_20200911	MW-30	09/11/2020	<5	<0.5	<0.5	<0.5	<0.5	<0.5	<1	<0.5	<1	<0.5	<0.5	<0.5	<0.5	<0.5	<2	<0.5	<2	<0.5	<2	<0.5	<0.5	<0.5	<0.5	<0.5	<1	<0.5	<0.5	<1	<1.5	<1	<0.5	<100	<100	<100	<100
92501616	MW-30_20201021	MW-30	10/21/2020	<5	<0.5	<0.5	<0.5	<0.5	<0.5	<1	**0.58**	<1	<0.5	<0.5	<0.5	<0.5	<0.5	<2	<0.5	<2	<0.5	<2	<0.5	<0.5	<0.5	<0.5	<0.5	<1	<0.5	<0.5	<1	<1.5	<1	<0.5	<100	<100	<100	<100
92508536	MW-30_20201130	MW-30	11/30/2020	<5	<0.5	<0.5	<0.5	<0.5	<0.5	<1	<0.5	<1	<0.5	<0.5	<0.5	<0.5	<0.5	<2	<0.5	<2	<0.5	<2	<0.5	<0.5	<0.5	<0.5	<0.5	<1	<0.5	<0.5	<1	<1.5	<1	<0.5	<100	<100	<100	<100
92514598	MW-30_20210104	MW-30	01/04/2021	<5	<0.5	<0.5	<0.5	<0.5	<0.5	<1	<0.5	<1	<0.5	<0.5	<0.5	<0.5	<0.5	<2	<0.5	<2	<0.5	<2	<0.5	<0.5	<0.5	<0.5	<0.5	<1	<0.5	<0.5	<1	<1.5	<1	<0.5	<100	<100	<100	<100
92521237	MW-30_20210209	MW-30	02/09/2021	<5	<0.5	<0.5	<0.5	<0.5	<0.5	<1	<0.5	<1	<0.5	<0.5	<0.5	<0.5	<0.5	<2	<0.5	<2	<0.5	<2	<0.5	<0.5	<0.5	<0.5	<0.5	<1	<0.5	<0.5	<1	<1.5	<1	<0.5	<100	<100	<100	<100
92521237	DUP-1-20210209	MW-30	02/09/2021	<5	<0.5	<0.5	<0.5	<0.5	<0.5	<1	<0.5	<1	<0.5	<0.5	<0.5	<0.5	<0.5	<2	<0.5	<2	<0.5	<2	<0.5	<0.5	<0.5	<0.5	<0.5	<1	<0.5	<0.5	<1	<1.5	<1	<0.5	<100	<100	<100	<100
92527327	MW-30_20210311	MW-30	03/11/2021	<5	<0.5	<0.5	<0.5	<0.5	<0.5	<1	<0.5	<1	<0.5	<0.5	<0.5	<0.5	<0.5	<2	<0.5	<2	<0.5	<2	<0.5	<0.5	<0.5	<0.5	<0.5	<1	<0.5	<0.5	<1	<1.5	<1	<0.5	<50	<50	<50	<50
92532417	MW-30_20210409	MW-30	04/09/2021	<5	<0.5	<0.5	<0.5	<0.5	<0.5	<1	<0.5	<1	<0.5	<0.5	<0.5	<0.5	<0.5	<2	<0.5	<2	<0.5	<2	<0.5	<0.5	<0.5	<0.5	<0.5	<1	<0.5	<0.5	<1	<1.5	<1	<0.5	<50	<50	<50	<50
92537784	MW-30_20210507	MW-30	05/07/2021	<5	<0.5	<0.5	<0.5	<0.5	<0.5	<1	<0.5	<1	<0.5	<0.5	<0.5	<0.5	<0.5	<2	<0.5	<2	<0.5	<2	<0.5	<0.5	<0.5	<0.5	<0.5	<1	<0.5	<0.5	<1	<1.5	<1	<0.5	<50	<50	<50	<50
92541993	MW-30_20210602	MW-30	06/02/2021	<5	**0.69**	<0.5	<0.5	<0.5	<0.5	<1	<0.5	<1	<0.5	<0.5	<0.5	<0.5	<0.5	<2	<0.5	<2	<0.5	<2	<0.5	<0.5	<0.5	**3.2**	<0.5	<1	**0.66**	<0.5	<1	**8.9**	**6**	**2.9**	<50	<50	<50	<50
92548787	MW-30_20210709	MW-30	07/09/2021	<5	<0.5	<0.5	<0.5	<0.5	<0.5	<1	<0.5	<1	<0.5	<0.5	<0.5	<0.5	<0.5	<2	<0.5	<2	<0.5	<2	<0.5	<0.5	<0.5	<0.5	<0.5	<1	<0.5	<0.5	<1	<1.5	<1	<0.5	<50	<50	<50	<50
92553563	MW-30_20210804	MW-30	08/04/2021	<5	<0.5	<0.5	<0.5	<0.5	<0.5	<1	<0.5	<1	<0.5	<0.5	<0.5	<0.5	<0.5	<2	<0.5	<2	<0.5	<2	<0.5	<0.5	<0.5	<0.5	<0.5	<1	<0.5	<0.5	<1	<1.5	<1	<0.5	<50	<50	<50	<50
92559360	MW-30_20210902	MW-30	09/02/2021	<5	<0.5	<0.5	<0.5	<0.5	<0.5	<1	<0.5	<1	<0.5	<0.5	<0.5	<0.5	<0.5	<2	<0.5	<2	<0.5	<2	<0.5	<0.5	<0.5	<0.5	<0.5	<1	<0.5	<0.5	<1	<1.5	<1	<0.5	<50	<50	<50	<50
92564084	MW-30_20210929	MW-30	09/29/2021	<5.0	<0.5	<0.5	<0.5	<0.5	<0.5	<0.5	<0.5	<2	<0.5	<0.5	<0.5	<0.5	<0.5	<0.6	<0.5	<5	<0.5	<0.5	<0.5	<0.5	<0.5	<0.5	<0.5	<0.5	<0.5	<0.5	<0.5	<1.5	<1	<0.5	<100	<100	<100	NA
92570816	MW-30_20211104	MW-30	11/04/2021	<5	<0.5	<0.5	<0.5	<0.5	<0.5	<1	<0.5	<1	<0.5	<0.5	<0.5	<0.5	<0.5	<2	<0.5	<2	<0.5	<2	<0.5	<0.5	<0.5	<0.5	<0.5	<1	<0.5	<0.5	<1	<1.5	<1	<0.5	<50	<50	<50	<50
92575462	MW-30_20211201	MW-30	12/01/2021	<5	<0.5	<0.5	<0.5	<0.5	<0.5	<1	<0.5	<1	<0.5	<0.5	<0.5	<0.5	<0.5	<2	<0.5	<2	<0.5	<2	<0.5	<0.5	<0.5	<0.5	<0.5	<1	<0.5	<0.5	<1	<1.5	<1	<0.5	<50	<50	<50	<50
92583376	MW-30_20220106	MW-30	01/06/2022	<5	<0.5	<0.5	<0.5	<0.5	<0.5	<1	<0.5	<1	<0.5	<0.5	<0.5	<0.5	<0.5	<2	<0.5	<2	<0.5	<2	<0.5	<0.5	<0.5	<0.5	<0.5	<1	<0.5	<0.5	<1	<1.5	<1	<0.5	<50	<50	<50	<50
92586178	MW-30_20220203	MW-30	02/03/2022	<5	<0.5	<0.5	<0.5	<0.5	<0.5	<1	<0.5	<1	<0.5	<0.5	<0.5	<0.5	<0.5	<2	<0.5	<2	<0.5	<2	<0.5	<0.5	<0.5	<0.5	<0.5	<1	<0.5	<0.5	<1	<1.5	<1	<0.5	<50	<50	<50	<50
92586178	DUP-2-20220203	MW-30	02/03/2022	<5	<0.5	<0.5	<0.5	<0.5	<0.5	<1	<0.5	<1	<0.5	<0.5	<0.5	<0.5	<0.5	<2	<0.5	<2	<0.5	<2	<0.5	<0.5	<0.5	<0.5	<0.5	<1	<0.5	<0.5	<1	<1.5	<1	<0.5	<50	<50	<50	<50
92495239	MW-31_20200913	MW-31	09/13/2020	<5	**0.56**	<0.5	<0.5	<0.5	<0.5	<1	**1.7**	<1	<0.5	<0.5	<0.5	<0.5	<0.5	<2	<0.5	<2	<0.5	<2	<0.5	<0.5	<0.5	**3.1**	<0.5	<1	**0.61**	<0.5	<1	**3.5**	**2.3**	**1.2**	<100	<100	<100	<100
92500605	MW-31_20201007	MW-31	10/07/2020	<5	<0.5	<0.5	<0.5	<0.5	<0.5	<1	**3.0**	<1	<0.5	<0.5	<0.5	<0.5	<0.5	<2	<0.5	<2	<0.5	<2	<0.5	<0.5	<0.5	**0.5**	<0.5	<1	<0.5	<0.5	<1	<1.5	<1	<0.5	<100	<100	<100	<100
92501343	MW-31_20201020	MW-31	10/20/2020	<5	<0.5	<0.5	<0.5	<0.5	<0.5	<1	**1.4**	<1	<0.5	<0.5	<0.5	<0.5	<0.5	<2	<0.5	<2	<0.5	<2	<0.5	<0.5	<0.5	<0.5	<0.5	<1	<0.5	<0.5	<1	<1.5	<1	<0.5	<100	<100	<100	<100
92509252	MW-31_20201202	MW-31	12/02/2020	**12.2**	<0.5	<0.5	<0.5	<0.5	<0.5	<1	**3.1**	<1	<0.5	<0.5	<0.5	<0.5	<0.5	<2	<0.5	<2	<0.5	<2	<0.5	<0.5	<0.5	<0.5	<0.5	<1	<0.5	<0.5	<1	<1.5	<1	<0.5	<100	<100	<100	<100
92515075	MW-31_20210106	MW-31	01/06/2021	**16.6**	<0.5	<0.5	<0.5	<0.5	<0.5	<1	**2.1**	<1	<0.5	<0.5	<0.5	<0.5	<0.5	<2	<0.5	<2	<0.5	<2	<0.5	<0.5	<0.5	<0.5	<0.5	<1	<0.5	<0.5	<1	<1.5	<1	<0.5	<100	<100	<100	<100
92521555	MW-31_20210210	MW-31	02/10/2021	<5	<0.5	<0.5	<0.5	<0.5	<0.5	<1	**1.3**	<1	<0.5	<0.5	<0.5	<0.5	<0.5	<2	<0.5	<2	<0.5	<2	<0.5	<0.5	<0.5	<0.5	<0.5	<1	<0.5	<0.5	<1	<1.5	<1	<0.5	<100	<100	<100	<100
92526257	MW-31_20210308	MW-31	03/08/2021	<5	<0.5	<0.5	<0.5	<0.5	<0.5	<1	**1.0**	<1	<0.5	<0.5	<0.5	<0.5	<0.5	<2	<0.5	<2	<0.5	<2	<0.5	<0.5	<0.5	<0.5	<0.5	<1	<0.5	<0.5	<1	<1.5	<1	<0.5	<100	<100	<100	<100

Table 5A
Summary of Monitoring Well Sampling Results

Colonial Pipeline Company
2020-L1-SR2448
Huntersville, North Carolina

Lab Report Number	Sample ID	Well ID	Sample Date	Metals (µg/L)	VOCs (µg/L)																												MADEP VPH (µg/L)			
				Lead	Benzene	Bromochloromethane	Bromodichloromethane	n-Butylbenzene	sec-Butylbenzene	Chloroethane	Chloroform	Chloromethane	2-Chlorotoluene	Dibromochloromethane	1,2-Dichloroethane	Diisopropyl ether	Ethylbenzene	Hexachloro-1,3-butadiene	Isopropylbenzene (Cumene)	Methylene Chloride	Methyl-tert-butyl ether	Naphthalene	n-Propylbenzene	Styrene	Tetrachloroethene	Toluene	Trichloroethene	Trichlorofluoromethane	1,2,4-Trimethylbenzene	1,3,5-Trimethylbenzene	Vinyl chloride	Xylene (Total)	m&p-Xylene	o-Xylene	C5 - C8 Aliphatics	C9 - C12 Aliphatics	C9 - C10 Aromatics	VPH (Total)
NCAC 2L Standards				**15**	**1**	**NE**	**0.6**	**70**	**70**	**3000**	**70**	**3**	**100**	**0.4**	**0.4**	**70**	**600**	**0.4**	**70**	**5**	**20**	**6**	**70**	**70**	**0.7**	**600**	**3**	**2000**	**400**	**400**	**0.03**	**500**	**500**	**500**	**400**	**700**	**200**	**NE**
IMAC Standards				--	--	--	--	--	--	--	--	--	--	--	--	--	--	--	--	--	--	--	--	--	--	--	--	--	--	--	--	--	--	--	--	--	--
92531585	MW-31_20210406	MW-31	04/06/2021	<5	<0.5	<0.5	<0.5	<0.5	<0.5	<1	**0.86**	<1	<0.5	<0.5	<0.5	<0.5	<0.5	<2	<0.5	<2	<0.5	<2	<0.5	<0.5	<0.5	<0.5	<0.5	<1	<0.5	<0.5	<0.5	<1.5	<1	<0.5	<50	<50	<50	<50
92536746	MW-31_20210504	MW-31	05/04/2021	<5	<0.5	<0.5	<0.5	<0.5	<0.5	<1	**0.58**	<1	<0.5	<0.5	<0.5	<0.5	<0.5	<2	<0.5	<2	<0.5	<2	<0.5	<0.5	<0.5	<0.5	<0.5	<1	<0.5	<0.5	<0.5	<1	<1	<0.5	<50	<50	<50	<50
92542352	MW-31_20210603	MW-31	06/03/2021	<5	<0.5	<0.5	<0.5	<0.5	<0.5	<1	**0.50**	<1	<0.5	<0.5	<0.5	<0.5	<0.5	<2	<0.5	<2	<0.5	**0.79J**	<0.5	<0.5	<0.5	<0.5	<0.5	<1	<0.5	<0.5	<0.5	<1	**0.35J**	<1	**0.35J**	<50	<50	<50	<50
92548170	MW-31_20210707	MW-31	07/07/2021	<5	<0.5	<0.5	<0.5	<0.5	<0.5	<1	**0.43J**	<1	<0.5	<0.5	<0.5	**0.91**	<0.5	<2	<0.5	<2	<0.5	<2	<0.5	<0.5	<0.5	<0.5	<0.5	<1	<0.5	<0.5	<0.5	<1	<1.5	<1	<0.5	<50	<50	<50	<50
92553189	MW-31_20210803	MW-31	08/03/2021	<5	<0.5	<0.5	<0.5	<0.5	<0.5	<1	**0.36J**	<1	<0.5	<0.5	<0.5	**1.3**	<0.5	<2	<0.5	<2	<0.5	<2	<0.5	<0.5	<0.5	<0.5	<0.5	<1	<0.5	<0.5	<0.5	<1	<1.5	<1	<0.5	<50	<50	<50	<50
92553189	DUP-1-20210803	MW-31	08/03/2021	<5	<0.5	<0.5	<0.5	<0.5	<0.5	<1	**0.43J**	<1	<0.5	<0.5	<0.5	**1.4**	<0.5	<2	<0.5	<2	<0.5	<2	<0.5	<0.5	<0.5	<0.5	<0.5	<1	<0.5	<0.5	<0.5	<1	<1.5	<1	<0.5	<50	<50	<50	<50
92558742	MW-31_20210831	MW-31	08/31/2021	<5	<0.5	<0.5	<0.5	<0.5	<0.5	<1	**0.38J**	<1	<0.5	<0.5	<0.5	**0.48J**	<0.5	<2	<0.5	<2	<0.5	<2	<0.5	<0.5	<0.5	<0.5	<0.5	<1	<0.5	<0.5	<0.5	<1	<1.5	<1	<0.5	<50	<50	<50	<50
92558738	DUP-1-20210831	MW-31	08/31/2021	<5	<0.5	<0.5	<0.5	<0.5	<0.5	<1	<0.5	<1	<0.5	<0.5	<0.5	**0.43J**	<0.5	<2	<0.5	<2	<0.5	<2	<0.5	<0.5	<0.5	<0.5	<0.5	<1	<0.5	<0.5	<0.5	<1	<1.5	<1	<0.5	<50	<50	<50	<50
92564485	MW-31_20211001	MW-31	10/01/2021	<5.0	<0.5	<0.5	<0.5	<0.5	<0.5	<0.5	**0.27J**	<0.6	<0.5	<0.5	<0.5	**0.16J**	<0.5	<0.6	<0.5	<5	<0.5	<0.5	<0.5	<0.5	<0.5	<0.5	<0.5	<0.5	<0.5	<0.5	<0.5	<1.5	<1	<0.5	<100	<100	<100	NA
92570181	MW-31_20211102	MW-31	11/02/2021	<5	<0.5	<0.5	<0.5	<0.5	<0.5	<1	<0.5	<1	<0.5	<0.5	<0.5	<0.5	<0.5	<2	<0.5	<2	<0.5	<2	<0.5	<0.5	<0.5	<0.5	<0.5	<1	<0.5	<0.5	<0.5	<1	<1.5	<1	<0.5	<50	<50	<50	<50
92575479	MW-31_20211202	MW-31	12/02/2021	<5	<0.5	<0.5	<0.5	<0.5	<0.5	<1	<0.5	<1	<0.5	<0.5	<0.5	<0.5	<0.5	<2	<0.5	<2	<0.5	<2	<0.5	<0.5	<0.5	<0.5	<0.5	<1	<0.5	<0.5	<0.5	<1	<1.5	<1	<0.5	<50	<50	<50	<50
92580903 92580955	MW-31_20220104	MW-31	01/04/2022	<5	<0.5	<0.5	<0.5	<0.5	<0.5	<1	<0.5	<1	<0.5	<0.5	<0.5	<0.5	<0.5	<2	<0.5	<2	<0.5	<2	<0.5	<0.5	<0.5	<0.5	<0.5	<1	<0.5	<0.5	<0.5	<1	<1.5	<1	<0.5	<50	<50	<50	<50
92585562	MW-31_20220201	MW-31	02/01/2022	<5	<0.5	<0.5	<0.5	<0.5	<0.5	<1	<0.5	<1	<0.5	<0.5	<0.5	<0.5	<0.5	<2	<0.5	<2	<0.5	<2	<0.5	<0.5	<0.5	<0.5	<0.5	<1	<0.5	<0.5	<0.5	<1	<1.5	<1	<0.5	<50	<50	<50	<50
92494864	MW-32_20200910	MW-32	09/10/2020	<5	<0.5	<0.5	<0.5	<0.5	<0.5	<1	<0.5	<1	<0.5	<0.5	<0.5	<0.5	<0.5	<2	<0.5	<2	<0.5	<2	<0.5	<0.5	<0.5	<0.5	<0.5	<1	<0.5	<0.5	<0.5	<1	<1.5	<1	<0.5	<100	<100	<100	<100
92501860	MW-32_20201022	MW-32	10/22/2020	<5	<0.5	<0.5	<0.5	<0.5	<0.5	<1	<0.5	<1	<0.5	<0.5	<0.5	<0.5	<0.5	<2	<0.5	<2	<0.5	<2	<0.5	<0.5	<0.5	<0.5	<0.5	<1	<0.5	<0.5	<0.5	<1	<1.5	<1	<0.5	<100	<100	<100	<100
92508536	MW-32_20201130	MW-32	11/30/2020	**10.2**	<0.5	<0.5	<0.5	<0.5	<0.5	<1	<0.5	<1	<0.5	<0.5	<0.5	<0.5	<0.5	<2	<0.5	<2	<0.5	<2	<0.5	<0.5	<0.5	<0.5	<0.5	<1	<0.5	<0.5	<0.5	<1	<1.5	<1	<0.5	<100	<100	<100	<100
92514598	MW-32_20210104	MW-32	01/04/2021	**16.5**	<0.5	<0.5	<0.5	<0.5	<0.5	<1	<0.5	<1	<0.5	<0.5	<0.5	<0.5	<0.5	<2	<0.5	<2	<0.5	<2	<0.5	<0.5	<0.5	<0.5	<0.5	<1	<0.5	<0.5	<0.5	<1	<1.5	<1	<0.5	<100	<100	<100	<100
92520901	MW-32_20210208	MW-32	02/08/2021	<5	<0.5	<0.5	<0.5	<0.5	<0.5	<1	<0.5	<1	<0.5	<0.5	<0.5	<0.5	<0.5	<2	<0.5	<2	<0.5	<2	<0.5	<0.5	<0.5	<0.5	<0.5	<1	<0.5	<0.5	<0.5	<1	<1.5	<1	<0.5	<100	<100	<100	<100
92520901	DUP-1-20210208	MW-32	02/08/2021	<5	<0.5	<0.5	<0.5	<0.5	<0.5	<1	<0.5	<1	<0.5	<0.5	<0.5	<0.5	<0.5	<2	<0.5	<2	<0.5	<2	<0.5	<0.5	<0.5	<0.5	<0.5	<1	<0.5	<0.5	<0.5	<1	<1.5	<1	<0.5	<100	<100	<100	<100
92526618	MW-32_20210309	MW-32	03/09/2021	<5	<0.5	<0.5	<0.5	<0.5	<0.5	<1	<0.5	<1	<0.5	<0.5	<0.5	<0.5	<0.5	<2	<0.5	<2	<0.5	<2	<0.5	<0.5	<0.5	<0.5	<0.5	<1	<0.5	<0.5	<0.5	<1	<1.5	<1	<0.5	<100	<100	<100	<100
92530256	MW-32_20210407	MW-32	04/07/2021	<5	<0.5	<0.5	<0.5	<0.5	<0.5	<1	<0.5	<1	<0.5	<0.5	<0.5	<0.5	<0.5	<2	<0.5	<2	<0.5	<2	<0.5	<0.5	<0.5	<0.5	<0.5	<1	<0.5	<0.5	<0.5	<1	<1.5	<1	<0.5	<50	<50	<50	<50
92537489	MW-32_20210506	MW-32	05/06/2021	<5	<0.5	<0.5	<0.5	<0.5	<0.5	<1	<0.5	<1	<0.5	<0.5	<0.5	<0.5	<0.5	<2	<0.5	<2	<0.5	<2	<0.5	<0.5	<0.5	<0.5	<0.5	<1	<0.5	<0.5	<0.5	<1	<1.5	<1	<0.5	<50	<50	<50	<50
92542611	MW-32_20210604	MW-32	06/04/2021	<5	<0.5	<0.5	<0.5	<0.5	<0.5	<1	<0.5	<1	<0.5	<0.5	<0.5	<0.5	<0.5	<2	<0.5	<2	<0.5	<2	<0.5	<0.5	<0.5	<0.5	<0.5	<1	<0.5	<0.5	<0.5	<1	<1.5	<1	<0.5	<50	<50	<50	<50
92548787	MW-32_20210709	MW-32	07/09/2021	<5	<0.5	<0.5	<0.5	<0.5	<0.5	<1	<0.5	<1	<0.5	<0.5	<0.5	<0.5	<0.5	<2	<0.5	<2	<0.5	<2	<0.5	<0.5	<0.5	<0.5	<0.5	<1	<0.5	<0.5	<0.5	<1	<1.5	<1	<0.5	<50	<50	<50	<50
92554137	MW-32_20210805	MW-32	08/05/2021	<5	<0.5	<0.5	<0.5	<0.5	<0.5	<1	<0.5	<1	<0.5	<0.5	<0.5	<0.5	<0.5	<2	<0.5	<2	<0.5	<2	<0.5	<0.5	<0.5	<0.5	<0.5	<1	<0.5	<0.5	<0.5	<1	<1.5	<1	<0.5	<50	<50	<50	<50
92559014	MW-32_20210901	MW-32	09/01/2021	<5	<0.5	<0.5	<0.5	<0.5	<0.5	<1	<0.5	<1	<0.5	<0.5	<0.5	<0.5	<0.5	<2	<0.5	<2	<0.5	<2	<0.5	<0.5	<0.5	<0.5	<0.5	<1	<0.5	<0.5	<0.5	<1	<1.5	<1	<0.5	<50	<50	<50	<50
92563804	MW-32_20210928	MW-32	09/28/2021	**4.6J**	<0.5	<0.5	<0.5	<0.5	<0.5	<0.5	<0.5	<0.6	<0.5	<0.5	<0.5	<0.5	<0.5	<0.6	<0.5	<5	<0.5	<0.5	<0.5	<0.5	<0.5	<0.5	<0.5	<0.5	<0.5	<0.5	<0.5	<1.5	<1	<0.5	<100	<100	<100	NA
92570483	MW-32_20211103	MW-32	11/03/2021	<5	<0.5	<0.5	<0.5	<0.5	<0.5	<1	<0.5	<1	<0.5	<0.5	<0.5	<0.5	<0.5	<2	<0.5	<2	<0.5	<2	<0.5	<0.5	<0.5	<0.5	<0.5	<1	<0.5	<0.5	<0.5	<1	<1.5	<1	<0.5	<50	<50	<50	<50
92575654	MW-32_20211202	MW-32	12/02/2021	**5.0**	<0.5	<0.5	<0.5	<0.5	<0.5	<1	<0.5	<1	<0.5	<0.5	<0.5	<0.5	<0.5	<2	<0.5	<2	<0.5	<2	<0.5	<0.5	<0.5	<0.5	<0.5	<1	<0.5	<0.5	<0.5	<1	<1.5	<1	<0.5	<50	<50	<50	<50
92583209	MW-32_20220105	MW-32	01/05/2022	**2.8J**	<0.5	<0.5	<0.5	<0.5	<0.5	<1	<0.5	<1	<0.5	<0.5	<0.5	<0.5	<0.5	<2	<0.5	<2	<0.5	<2	<0.5	<0.5	<0.5	<0.5	<0.5	<1	<0.5	<0.5	<0.5	<1	<1.5	<1	<0.5	<50	<50	<50	<50
92585900	MW-32_20220202	MW-32	02/02/2022	<5	<0.5	<0.5	<0.5	<0.5	<0.5	<1	<0.5	<1	<0.5	<0.5	<0.5	<0.5	<0.5	<2	<0.5	<2	<0.5	<2	<0.5	<0.5	<0.5	<0.5	<0.5	<1	<0.5	<0.5	<0.5	<1	<1.5	<1	<0.5	<50	<50	<50	<50
92494640	MW-33_20200909	MW-33	09/09/2020	<5	<0.5	<0.5	<0.5	<0.5	<0.5	<1	<0.5	<1	<0.5	<0.5	<0.5	<0.5	<0.5	<2	<0.5	<2	<0.5	<2	<0.5	<0.5	<0.5	<0.5	<0.5	<1	<0.5	<0.5	<0.5	<1	<1.5	<1	<0.5	<100	<100	<100	<100
92501860	MW-33_20201022	MW-33	10/22/2020	**16.6**	<0.5	<0.5	<0.5	<0.5	<0.5	<1	<0.5	<1	<0.5	<0.5	<0.5	<0.5	<0.5	<2	<0.5	<2	<0.5	<2	<0.5	<0.5	<0.5	<0.5	<0.5	<1	<0.5	<0.5	<0.5	<1	<1.5	<1	<0.5	<100	<100	<100	<100
92508536	MW-33_20201130	MW-33	11/30/2020	**11.0**	<0.5	<0.5	<0.5	<0.5	<0.5	<1	<0.5	<1	<0.5	<0.5	<0.5	<0.5	<0.5	<2	<0.5	<2	<0.5	<2	<0.5	<0.5	<0.5	<0.5	<0.5	<1	<0.5	<0.5	<0.5	<1	<1.5	<1	<0.5	<100	<100	<100	<100
92514598	MW-33_20210104	MW-33	01/04/2021	**14.3**	<0.5	<0.5	<0.5	<0.5	<0.5	<1	<0.5	<1	<0.5	<0.5	<0.5	<0.5	<0.5	<2	<0.5	<2	<0.5	<2	<0.5	<0.5	<0.5	<0.5	<0.5	<1	<0.5	<0.5	<0.5	<1	<1.5	<1	<0.5	<100	<100	<100	<100
92520901	MW-33_20210208	MW-33	02/08/2021	<5	<0.5	<0.5	<0.5	<0.5	<0.5	<1	<0.5	<1	<0.5	<0.5	<0.5	<0.5	<0.5	<2	<0.5	<2	<0.5	<2	<0.5	<0.5	<0.5	<0.5	<0.5	<1	<0.5	<0.5	<0.5	<1	<1.5	<1	<0.5	<100	<100	<100	<100
92526618	MW-33_20210309	MW-33	03/09/2021	<5	<0.5	<0.5	<0.5	<0.5	<0.5	<1	<0.5	<1	<0.5	<0.5	<0.5	<0.5	<0.5	<2	<0.5	<2	<0.5	<2	<0.5	<0.5	<0.5	<0.5	<0.5	<1	<0.5	<0.5	<0.5	<1	<1.5	<1	<0.5	<100	<100	<100	<100
92530256	MW-33_20210407	MW-33	04/07/2021	<5	<0.5	<0.5	<0.5	<0.5	<0.5	<1	<0.5	<1	<0.5	<0.5	<0.5	<0.5	<0.5	<2	<0.5	<2	<0.5	<2	<0.5	<0.5	<0.5	<0.5	<0.5	<1	<0.5	<0.5	<0.5	<1	<1.5	<1	<0.5	<50	<50	<50	<50
92537489	MW-33_20210506	MW-33	05/06/2021	<5	<0.5	<0.5	<0.5	<0.5	<0.5	<1	<0.5	<1	<0.5	<0.5	<0.5	<0.5	<0.5	<2	<0.5	<2	<0.5	<2	<0.5	<0.5	<0.5	<0.5	<0.5	<1	<0.5	<0.5	<0.5	<1	<1.5	<1	<0.5	<50	<50	<50	<50
92541993	MW-33_20210602	MW-33	06/02/2021	<5	<0.5	<0.5	<0.5	<0.5	<0.5	<1	<0.5	<1	<0.5	<0.5	<0.5	<0.5	<0.5	<2	<0.5	<2	<0.5	<2	<0.5	<0.5	<0.5	<0.5	<0.5	<1	<0.5	<0.5	<0.5	<1	<1.5	<1	<0.5	<50	<50	<50	<50
92548787	MW-33_20210709	MW-33	07/09/2021	<5	<0.5	<0.5	<0.5	<0.5	<0.5	<1	<0.5	<1	<0.5	<0.5	<0.5	<0.5	<0.5	<2	<0.5	<2	<0.5	<2	<0.5	<0.5	<0.5	<0.5	<0.5	<1	<0.5	<0.5	<0.5	<1	<1.5	<1	<0.5	<50	<50	<50	<50
92554137	MW-33_20210805	MW-33	08/05/2021	<5	<0.5	<0.5	<0.5	<0.5	<0.5	<1	<0.5	<1	<0.5	<0.5	<0.5	<0.5	<0.5	<2	<0.5	<2	<0.5	<2	<0.5	<0.5	<0.5	<0.5	<0.5	<1	<0.5	<0.5	<0.5	<1	<1.5	<1	<0.5	<50	<50	<50	<50
92559014	MW-33_20210901	MW-33	09/01/2021	<5	<0.5	<0.5	<0.5	<0.5	<0.5	<1	<0.5	<1	<0.5	<0.5	<0.5	<0.5	<0.5	<2	<0.5	<2	<0.5	<2	<0.5	<0.5	<0.5	<0.5	<0.5	<1	<0.5	<0.5	<0.5	<1	<1.5	<1	<0.5	<50	<50	<50	<50
92563804	MW-33_20210928	MW-33	09/28/2021	<5	<0.5	<0.5	<0.5	<0.5	<0.5	<0.5	<0.5	<0.6	<0.5	<0.5	<0.5	<0.5	<0.5	<0.6	<0.5	<5	<0.5	<0.5	<0.5	<0.5	<0.5	<0.5	<0.5	<0.5	<0.5	<0.5	<0.5	<1.5	<1	<0.5	<100	<100	<100	NA
92570483	MW-33_20211103	MW-33	11/03/2021	<5	<0.5	<0.5	<0.5	<0.5	<0.5	<1	<0.5	<1	<0.5	<0.5	<0.5	<0.5	<0.5	<2	<0.5	<2	<0.5	<2	<0.5	<0.5	<0.5	<0.5	<0.5	<1	<0.5	<0.5	<0.5	<1	<1.5	<1	<0.5	<50	<50	<50	<50
92575654	MW-33_20211202	MW-33	12/02/2021	<5	<0.5	<0.5	<0.5	<0.5	<0.5	<1	<0.5	<1	<0.5	<0.5	<0.5	<0.5	<0.5	<2	<0.5	<2	<0.5	<2	<0.5	<0.5	<0.5	<0.5	<0.5	<1	<0.5	<0.5	<0.5	<1	<1.5	<1	<0.5	<50	<50	<50	<50
92583209	MW-33_20220105	MW-33	01/05/2022	**0.15J**	<0.5	<0.5	<0.5	<0.5	<0.5	<1	<0.5	<1	<0.5	<0.5	<0.5	<0.5	<0.5	<2	<0.5	<2	<0.5	<2	<0.5	<0.5	<0.5	<0.5	<0.5	<1	<0.5	<0.5	<0.5	<1	<1.5	<1	<0.5	<50	<50	<50	<50
92585900	MW-33_20220202	MW-33	02/02/2022	<5	<0.5	<0.5	<0.5	<0.5	<0.5	<1	<0.5	<1	<0.5	<0.5	<0.5	<0.5	<0.5	<2	<0.5	<2	<0.5	<2	<0.5	<0.5	<0.5	<0.5	<0.5	<1	<0.5	<0.5	<0.5	<1	<1.5	<1	<0.5	<50	<50	<50	<50
92494640	MW-34_20200909	MW-34	09/09/2020	<5	<0.5	<0.5	<0.5	<0.5	<0.5	<1	<0.5	<1	<0.5	<0.5	<0.5	<0.5	<0.5	<2	<0.5	<2	<0.5	<2	<0.5	<0.5	<0.5	<0.5	<0.5	<1	<0.5	<0.5	<0.5	<1	<1.5	<1	<0.5	<100	<100	<100	<100
92501860	MW-34_20201022	MW-34	10/22/2020	**5.7**	<0.5	<0.5	<0.5	<0.5	<0.5	<1	<0.5	<1	<0.5	<0.5	<0.5	<0.5	<0.5	<2	<0.5	<2	<0.5	<2	<0.5	<0.5	<0.5	<0.5	<0.5	<1	<0.5	<0.5	<0.5	<1	<1.5	<1	<0.5	<100	<100	<100	<100

Table 5A
Summary of Monitoring Well Sampling Results

Colonial Pipeline Company
2020-L1-SR2448
Huntersville, North Carolina

Lab Report Number	Sample ID	Well ID	Sample Date	Metals (µg/L)	VOCs (µg/L)																												MADEP VPH (µg/L)			
				Lead	Benzene	Bromochloromethane	Bromodichloromethane	n-Butylbenzene	sec-Butylbenzene	Chloroethane	Chloroform	Chloromethane	2-Chlorotoluene	Dibromochloromethane	1,2-Dichloroethane	Diisopropyl ether	Ethylbenzene	Hexachloro-1,3-butadiene	Isopropylbenzene (Cumene)	Methylene Chloride	Methyl-tert-butyl ether	Naphthalene	n-Propylbenzene	Styrene	Tetrachloroethene	Toluene	Trichloroethene	Trichlorofluoromethane	1,2,4-Trimethylbenzene	1,3,5-Trimethylbenzene	Vinyl chloride	Xylene (Total)	m&p-Xylene	o-Xylene	C5 - C8 Aliphatics	C9 - C12 Aliphatics	C9 - C10 Aromatics	VPH (Total)
NCAC 2L Standards				**15**	**1**	**NE**	**0.6**	**70**	**70**	**3000**	**70**	**3**	**100**	**0.4**	**0.4**	**70**	**600**	**0.4**	**70**	**5**	**20**	**6**	**70**	**70**	**0.7**	**600**	**3**	**2000**	**400**	**400**	**0.03**	**500**	**500**	**500**	**400**	**700**	**200**	**NE**
IMAC Standards				--	--	--	--	--	--	--	--	--	--	--	--	--	--	--	--	--	--	--	--	--	--	--	--	--	--	--	--	--	--	--	--	--	--
92508536	MW-34_20201130	MW-34	11/30/2020	**6.0**	<0.5	<0.5	<0.5	<0.5	<0.5	<1	<0.5	<1	<0.5	<0.5	<0.5	<0.5	<0.5	<2	<0.5	<2	<0.5	<2	<0.5	<0.5	<0.5	<0.5	<0.5	<1	<0.5	<0.5	<1	<1.5	<1	<0.5	<100	<100	<100	<100
92514598	MW-34_20210104	MW-34	01/04/2021	**10.9**	<0.5	<0.5	<0.5	<0.5	<0.5	<1	<0.5	<1	<0.5	<0.5	<0.5	<0.5	<0.5	<2	<0.5	<2	<0.5	<2	<0.5	<0.5	<0.5	<0.5	<0.5	<1	<0.5	<0.5	<1	<1.5	<1	<0.5	<100	<100	<100	<100
92520901	MW-34_20210208	MW-34	02/08/2021	<5	<0.5	<0.5	<0.5	<0.5	<0.5	<1	<0.5	<1	<0.5	<0.5	<0.5	<0.5	<0.5	<2	<0.5	<2	<0.5	<2	<0.5	<0.5	<0.5	<0.5	<0.5	<1	<0.5	<0.5	<1	<1.5	<1	<0.5	<100	<100	<100	<100
92526618	MW-34_20210309	MW-34	03/09/2021	<5	<0.5	<0.5	<0.5	<0.5	<0.5	<1	<0.5	<1	<0.5	<0.5	<0.5	<0.5	<0.5	<2	<0.5	<2	<0.5	<2	<0.5	<0.5	<0.5	<0.5	<0.5	<1	<0.5	<0.5	<1	<1.5	<1	<0.5	<100	<100	<100	<100
92530256	MW-34_20210407	MW-34	04/07/2021	<5	<0.5	<0.5	<0.5	<0.5	<0.5	<1	<0.5	<1	<0.5	<0.5	<0.5	<0.5	<0.5	<2	<0.5	<2	<0.5	<2	<0.5	<0.5	<0.5	<0.5	<0.5	<1	<0.5	<0.5	<1	<1.5	<1	<0.5	<50	<50	<50	<50
92537159	MW-34_20210505	MW-34	05/05/2021	<5	<0.5	<0.5	<0.5	<0.5	<0.5	<1	<0.5	<1	<0.5	<0.5	<0.5	<0.5	<0.5	<2	<0.5	<2	<0.5	<2	<0.5	<0.5	<0.5	<0.5	<0.5	<1	<0.5	<0.5	<1	<1.5	<1	<0.5	<50	<50	<50	<50
92541993	MW-34_20210602	MW-34	06/02/2021	<5	<0.5	<0.5	<0.5	<0.5	<0.5	<1	<0.5	<1	<0.5	<0.5	<0.5	<0.5	<0.5	<2	<0.5	<2	<0.5	<2	<0.5	<0.5	<0.5	<0.5	<0.5	<1	<0.5	<0.5	<1	<1.5	<1	<0.5	<50	<50	<50	<50
92548527	MW-34_20210708	MW-34	07/08/2021	<5	<0.5	<0.5	<0.5	<0.5	<0.5	<1	<0.5	<1	<0.5	<0.5	<0.5	<0.5	<0.5	<2	<0.5	<2	<0.5	<2	<0.5	<0.5	<0.5	<0.5	<0.5	<1	<0.5	<0.5	<1	<1.5	<1	<0.5	<50	<50	<50	<50
92548527	DUP-1-20210708	MW-34	07/08/2021	<5	<0.5	<0.5	<0.5	<0.5	<0.5	<1	<0.5	<1	<0.5	<0.5	<0.5	<0.5	<0.5	<2	<0.5	<2	<0.5	<2	<0.5	<0.5	<0.5	<0.5	<0.5	<1	<0.5	<0.5	<1	<1.5	<1	<0.5	<50	<50	<50	<50
92553563	MW-34_20210804	MW-34	08/04/2021	<5	<0.5	<0.5	<0.5	<0.5	<0.5	<1	<0.5	<1	<0.5	<0.5	<0.5	<0.5	<0.5	<2	<0.5	<2	<0.5	<2	<0.5	<0.5	<0.5	<0.5	<0.5	<1	<0.5	<0.5	<1	<1.5	<1	<0.5	<50	<50	<50	<50
92559014	MW-34_20210901	MW-34	09/01/2021	<5	<0.5	<0.5	<0.5	<0.5	<0.5	<1	<0.5	<1	<0.5	<0.5	<0.5	<0.5	<0.5	<2	<0.5	<2	<0.5	<2	<0.5	<0.5	<0.5	<0.5	<0.5	<1	<0.5	<0.5	<1	<1.5	<1	<0.5	<50	<50	<50	<50
92563804	MW-34_20210928	MW-34	09/28/2021	<5	<0.5	<0.5	<0.5	<0.5	<0.5	<0.5	<0.5	<0.6	<0.5	<0.5	<0.5	<0.5	<0.5	<0.6	<0.5	<5	<0.5	<0.5	<0.5	<0.5	<0.5	**0.34J**	<0.5	**0.19**	<0.5	<0.5	<0.5	<1.5	<1	<0.5	<100	<100	<100	NA
92570483	MW-34_20211103	MW-34	11/03/2021	<5	<0.5	<0.5	<0.5	<0.5	<0.5	<1	<0.5	<1	<0.5	<0.5	<0.5	<0.5	<0.5	<2	<0.5	<2	<0.5	<2	<0.5	<0.5	<0.5	<0.5	<0.5	<1	<0.5	<0.5	<1	<1.5	<1	<0.5	<50	<50	<50	<50
92575654	MW-34_20211202	MW-34	12/02/2021	<5	<0.5	<0.5	<0.5	<0.5	<0.5	<1	<0.5	<1	<0.5	<0.5	<0.5	<0.5	<0.5	<2	<0.5	<2	<0.5	<2	<0.5	<0.5	<0.5	<0.5	<0.5	<1	<0.5	<0.5	<1	<1.5	<1	<0.5	<50	<50	<50	<50
92583209	MW-34_20220105	MW-34	01/05/2022	**0.079J**	<0.5	<0.5	<0.5	<0.5	<0.5	<1	<0.5	<1	<0.5	<0.5	<0.5	<0.5	<0.5	<2	<0.5	<2	<0.5	<2	<0.5	<0.5	<0.5	<0.5	<0.5	<1	<0.5	<0.5	<1	<1.5	<1	<0.5	<50	<50	<50	<50
92583209	DUP-2-20220105	MW-34	01/05/2022	<5	<0.5	<0.5	<0.5	<0.5	<0.5	<1	<0.5	<1	<0.5	<0.5	<0.5	<0.5	<0.5	<2	<0.5	<2	<0.5	<2	<0.5	<0.5	<0.5	<0.5	<0.5	<1	<0.5	<0.5	<1	<1.5	<1	<0.5	<50	<50	<50	<50
92585900	MW-34_20220202	MW-34	02/02/2022	<5	<0.5	<0.5	<0.5	<0.5	<0.5	<1	<0.5	<1	<0.5	<0.5	<0.5	<0.5	<0.5	<2	<0.5	<2	<0.5	<2	<0.5	<0.5	<0.5	<0.5	<0.5	<1	<0.5	<0.5	<1	<1.5	<1	<0.5	<50	<50	<50	<50
92494864	MW-35_20200910	MW-35	09/10/2020	<5	<0.5	<0.5	<0.5	<0.5	<0.5	<1	<0.5	<1	<0.5	<0.5	<0.5	<0.5	<0.5	<2	<0.5	<2	<0.5	<2	<0.5	<0.5	<0.5	<0.5	<0.5	<1	<0.5	<0.5	<1	<1.5	<1	<0.5	<100	<100	<100	<100
92501616	MW-35_20201021	MW-35	10/21/2020	**9.1**	<0.5	<0.5	<0.5	<0.5	<0.5	<1	<0.5	<1	<0.5	<0.5	<0.5	<0.5	<0.5	<2	<0.5	<2	<0.5	<2	<0.5	<0.5	<0.5	<0.5	<0.5	<1	<0.5	<0.5	<1	<1.5	<1	<0.5	<100	<100	<100	<100
92508536	MW-35_20201130	MW-35	11/30/2020	**12.2**	<0.5	<0.5	<0.5	<0.5	<0.5	<1	<0.5	<1	<0.5	<0.5	<0.5	<0.5	<0.5	<2	<0.5	<2	<0.5	<2	<0.5	<0.5	<0.5	<0.5	<0.5	<1	<0.5	<0.5	<1	<1.5	<1	<0.5	<100	<100	<100	<100
92514598	MW-35_20210104	MW-35	01/04/2021	**13.8**	<0.5	<0.5	<0.5	<0.5	<0.5	<1	<0.5	<1	<0.5	<0.5	<0.5	<0.5	<0.5	<2	<0.5	<2	<0.5	<2	<0.5	<0.5	<0.5	<0.5	<0.5	<1	<0.5	<0.5	<1	<1.5	<1	<0.5	<100	<100	<100	<100
92520901	MW-35_20210208	MW-35	02/08/2021	<5	<0.5	<0.5	<0.5	<0.5	<0.5	<1	<0.5	<1	<0.5	<0.5	<0.5	<0.5	<0.5	<2	<0.5	<2	<0.5	<2	<0.5	<0.5	<0.5	<0.5	<0.5	<1	<0.5	<0.5	<1	<1.5	<1	<0.5	<100	<100	<100	<100
92526618	MW-35_20210309	MW-35	03/09/2021	<5	<0.5	<0.5	<0.5	<0.5	<0.5	<1	<0.5	<1	<0.5	<0.5	<0.5	<0.5	<0.5	<2	<0.5	<2	<0.5	<2	<0.5	<0.5	<0.5	<0.5	<0.5	<1	<0.5	<0.5	<1	<1.5	<1	<0.5	<100	<100	<100	<100
92531581	MW-35_20210406	MW-35	04/06/2021	<5	<0.5	<0.5	<0.5	<0.5	<0.5	<1	<0.5	<1	<0.5	<0.5	<0.5	<0.5	<0.5	<2	<0.5	<2	<0.5	<2	<0.5	<0.5	<0.5	<0.5	<0.5	<1	<0.5	<0.5	<1	<1.5	<1	<0.5	<50	<50	<50	<50
92537489	MW-35_20210506	MW-35	05/06/2021	<5	<0.5	<0.5	<0.5	<0.5	<0.5	<1	<0.5	<1	<0.5	<0.5	<0.5	<0.5	<0.5	<2	<0.5	<2	<0.5	<2	<0.5	<0.5	<0.5	<0.5	<0.5	<1	<0.5	<0.5	<1	<1.5	<1	<0.5	<50	<50	<50	<50
92542611	MW-35_20210604	MW-35	06/04/2021	<5	<0.5	<0.5	<0.5	<0.5	<0.5	<1	<0.5	<1	<0.5	<0.5	<0.5	<0.5	<0.5	<2	<0.5	<2	<0.5	<2	<0.5	<0.5	<0.5	<0.5	<0.5	<1	<0.5	<0.5	<1	<1.5	<1	<0.5	<50	<50	<50	<50
92548787	MW-35_20210709	MW-35	07/09/2021	<5	<0.5	<0.5	<0.5	<0.5	<0.5	<1	<0.5	<1	<0.5	<0.5	<0.5	<0.5	<0.5	<2	<0.5	<2	<0.5	<2	<0.5	<0.5	<0.5	<0.5	<0.5	<1	<0.5	<0.5	<1	<1.5	<1	<0.5	<50	<50	<50	<50
92554137	MW-35_20210805	MW-35	08/05/2021	<5	<0.5	<0.5	<0.5	<0.5	<0.5	<1	<0.5	<1	<0.5	<0.5	<0.5	<0.5	<0.5	<2	<0.5	<2	<0.5	<2	<0.5	<0.5	<0.5	<0.5	<0.5	<1	<0.5	<0.5	<1	<1.5	<1	<0.5	<50	<50	<50	<50
92559014	MW-35_20210901	MW-35	09/01/2021	<5	<0.5	<0.5	<0.5	<0.5	<0.5	<1	<0.5	<1	<0.5	<0.5	<0.5	<0.5	<0.5	<2	<0.5	<2	<0.5	<2	<0.5	<0.5	<0.5	<0.5	<0.5	<1	<0.5	<0.5	<1	<1.5	<1	<0.5	<50	<50	<50	<50
92563487	MW-35_20210927	MW-35	09/27/2021	<5	<0.5	<0.5	<0.5	<0.5	<0.5	<0.5	<0.5	<1	<0.5	<0.5	<0.5	<0.5	<0.5	<0.6	<0.5	<5	<0.5	<0.5	<0.5	<0.5	<0.5	<0.5	<0.5	<0.5	<0.5	<0.5	<0.5	<1.5	<1	<0.5	<100	<100	<100	NA
92570816	MW-35_20211104	MW-35	11/04/2021	<5	<0.5	<0.5	<0.5	<0.5	<0.5	<1	<0.5	<1	<0.5	<0.5	<0.5	<0.5	<0.5	<2	<0.5	<2	<0.5	<2	<0.5	<0.5	<0.5	<0.5	<0.5	<1	<0.5	<0.5	<1	<1.5	<1	<0.5	<50	<50	<50	<50
92575770	MW-35_20211203	MW-35	12/03/2021	<5	<0.5	<0.5	<0.5	<0.5	<0.5	<1	<0.5	<1	<0.5	<0.5	<0.5	<0.5	<0.5	<2	<0.5	<2	<0.5	<2	<0.5	<0.5	<0.5	<0.5	<0.5	<1	<0.5	<0.5	<1	<1.5	<1	<0.5	<50	<50	<50	<50
92581742	MW-35_20220107	MW-35	01/07/2022	**0.21J**	<0.5	<0.5	<0.5	<0.5	<0.5	<1	<0.5	<1	<0.5	<0.5	<0.5	<0.5	**0.36J**	<2	<0.5	<2	<0.5	<2	<0.5	<0.5	<0.5	**1.5**	<0.5	<1	**0.51**	<0.5	<1	**1.98**	**1.4**	**0.58**	<50	<50	<50	<50
92585900	MW-35_20220202	MW-35	02/02/2022	<5	<0.5	<0.5	<0.5	<0.5	<0.5	<1	<0.5	<1	<0.5	<0.5	<0.5	<0.5	<0.5	<2	<0.5	<2	<0.5	<2	<0.5	<0.5	<0.5	<0.5	<0.5	<1	<0.5	<0.5	<1	<1.5	<1	<0.5	<50	<50	<50	<50
92494864	MW-36_20200910	MW-36	09/10/2020	<5	<0.5	<0.5	<0.5	<0.5	<0.5	<1	<0.5	<1	<0.5	<0.5	<0.5	<0.5	<0.5	<2	<0.5	<2	<0.5	<2	<0.5	<0.5	<0.5	<0.5	<0.5	<1	<0.5	<0.5	<1	<1.5	<1	<0.5	<100	<100	<100	<100
92501616	MW-36_20201021	MW-36	10/21/2020	<5	<0.5	<0.5	<0.5	<0.5	<0.5	<1	<0.5	<1	<0.5	<0.5	<0.5	<0.5	<0.5	<2	<0.5	<2	<0.5	<2	<0.5	<0.5	<0.5	<0.5	<0.5	<1	<0.5	<0.5	<1	<1.5	<1	<0.5	<100	<100	<100	<100
92508536	MW-36_20201130	MW-36	11/30/2020	**18.4**	<0.5	<0.5	<0.5	<0.5	<0.5	<1	<0.5	<1	<0.5	<0.5	<0.5	<0.5	<0.5	<2	<0.5	<2	<0.5	<2	<0.5	<0.5	<0.5	<0.5	<0.5	<1	<0.5	<0.5	<1	<1.5	<1	<0.5	<100	<100	<100	<100
92514598	MW-36_20210104	MW-36	01/04/2021	**6.9**	<0.5	<0.5	<0.5	<0.5	<0.5	<1	<0.5	<1	<0.5	<0.5	<0.5	<0.5	<0.5	<2	<0.5	<2	<0.5	<2	<0.5	<0.5	<0.5	<0.5	<0.5	<1	<0.5	<0.5	<1	<1.5	<1	<0.5	<100	<100	<100	<100
92521555	MW-36_20210210	MW-36	02/10/2021	<5	**3.1**	<0.5	<0.5	<0.5	<0.5	<1	<0.5	<1	<0.5	<0.5	<0.5	<0.5	**1.9**	<2	<0.5	<2	<0.5	<2	<0.5	<0.5	<0.5	**12.7**	<0.5	<1	**3.7**	**1**	<1	**10**	**6.9**	**3.1**	<100	<100	<100	**149**
92526977	MW-36_20210310	MW-36	03/10/2021	<5	<0.5	<0.5	<0.5	<0.5	<0.5	<1	<0.5	<1	<0.5	<0.5	<0.5	<0.5	<0.5	<2	<0.5	<2	<0.5	<2	<0.5	<0.5	<0.5	<0.5	<0.5	<1	<0.5	<0.5	<1	<1.5	<1	<0.5	<100	<100	<100	<100
92530256	MW-36_20210407	MW-36	04/07/2021	<5	<0.5	<0.5	<0.5	<0.5	<0.5	<1	<0.5	<1	<0.5	<0.5	<0.5	<0.5	<0.5	<2	<0.5	<2	<0.5	<2	<0.5	<0.5	<0.5	<0.5	<0.5	<1	<0.5	<0.5	<1	<1.5	<1	<0.5	<50	<50	<50	<50
92537489	MW-36_20210506	MW-36	05/06/2021	<5	<0.5	<0.5	<0.5	<0.5	<0.5	<1	<0.5	<1	<0.5	<0.5	<0.5	<0.5	<0.5	<2	<0.5	<2	<0.5	<2	<0.5	<0.5	<0.5	<0.5	<0.5	<1	<0.5	<0.5	<1	<1.5	<1	<0.5	<50	<50	<50	<50
92542375	MW-36_20210603	MW-36	06/03/2021	<5	<0.5	<0.5	<0.5	<0.5	<0.5	<1	<0.5	<1	<0.5	<0.5	<0.5	<0.5	<0.5	<2	<0.5	<2	<0.5	<2	<0.5	<0.5	<0.5	<0.5	<0.5	**0.33J**	<0.5	<0.5	<1	<1.5	<1	<0.5	<50	<50	<50	<50
92548527	MW-36_20210708	MW-36	07/08/2021	<5	<0.5	<0.5	<0.5	<0.5	<0.5	<1	<0.5	<1	<0.5	<0.5	<0.5	<0.5	<0.5	<2	<0.5	<2	<0.5	<2	<0.5	<0.5	<0.5	<0.5	<0.5	**0.3J**	<0.5	<0.5	<1	<1.5	<1	<0.5	<50	<50	<50	<50
92554285	MW-36_20210806	MW-36	08/06/2021	<5	<0.5	<0.5	<0.5	<0.5	<0.5	<1	<0.5	<1	<0.5	<0.5	<0.5	<0.5	<0.5	<2	<0.5	<2	<0.5	<2	<0.5	<0.5	<0.5	<0.5	<0.5	<1	<0.5	<0.5	<1	<1.5	<1	<0.5	<50	<50	<50	<50
92559360	MW-36_20210902	MW-36	09/02/2021	<5	<0.5	<0.5	<0.5	<0.5	<0.5	<1	<0.5	<1	<0.5	<0.5	<0.5	<0.5	<0.5	<2	<0.5	<2	<0.5	<2	<0.5	<0.5	<0.5	<0.5	<0.5	**0.38J**	<0.5	<0.5	<1	<1.5	<1	<0.5	<50	<50	<50	<50
92559360	DUP-2-20210902	MW-36	9/2/2021	<5	<0.5	<0.5	<0.5	<0.5	<0.5	<1	<0.5	<1	<0.5	<0.5	<0.5	<0.5	<0.5	<2	<0.5	<2	<0.5	<2	<0.5	<0.5	<0.5	<0.5	<0.5	**0.39J**	<0.5	<0.5	<1	<1.5	<1	<0.5	<50	<50	<50	<50
92563804	MW-36_20210928	MW-36	9/28/2021	<5	<0.5	<0.5	<0.5	<0.5	<0.5	<0.5	<0.5	<0.6	<0.5	<0.5	<0.5	<0.5	<0.5	<0.6	<0.5	<5	<0.5	<0.5	<0.5	<0.5	<0.5	<0.5	<0.5	**0.27J**	<0.5	<0.5	<0.5	<1.5	<1	<0.5	<100	<100	<100	NA
92570816	MW-36_20211104	MW-36	11/04/2021	<5	<0.5	<0.5	<0.5	<0.5	<0.5	<1	<0.5	<1	<0.5	<0.5	<0.5	<0.5	<0.5	<2	<0.5	<2	<0.5	<2	<0.5	<0.5	<0.5	<0.5	<0.5	**0.40J**	<0.5	<0.5	<1	<1.5	<1	<0.5	<50	<50	<50	<50
92575770	MW-36_20211203	MW-36	12/03/2021	<5	<0.5	<0.5	<0.5	<0.5	<0.5	<1	<0.5	<1	<0.5	<0.5	<0.5	<0.5	<0.5	<2	<0.5	<2	<0.5	<2	<0.5	<0.5	<0.5	<0.5	<0.5	**0.47J**	<0.5	<0.5	<1	<1.5	<1	<0.5	<50	<50	<50	<50
92583376	MW-36_20220106	MW-36	01/06/2022	**1.0J**	<0.5	<0.5	<0.5	<0.5	<0.5	<1	<0.5	<1	<0.5	<0.5	<0.5	<0.5	<0.5	<2	<0.5	<2	<0.5	<2	<0.5	<0.5	<0.5	<0.5	<0.5	<1	<0.5	<0.5	<1	<1.5	<1	<0.5	<50	<50	<50	<50

Table 5A
Summary of Monitoring Well Sampling Results

Colonial Pipeline Company
2020-L1-SR2448
Huntersville, North Carolina

Lab Report Number	Sample ID	Well ID	Sample Date	Metals (µg/L)	VOCs (µg/L)																											MADEP VPH (µg/L)			
				Lead	Benzene	Bromochloromethane	Bromodichloromethane	n-Butylbenzene	sec-Butylbenzene	Chloroethane	Chloroform	Chloromethane	2-Chlorotoluene	Dibromochloromethane	1,2-Dichloroethane	Diisopropyl ether	Ethylbenzene	Hexachloro-1,3-butadiene	Isopropylbenzene (Cumene)	Methylene Chloride	Methyl-tert-butyl ether	Naphthalene	n-Propylbenzene	Styrene	Tetrachloroethene	Toluene	Trichloroethene	Trichlorofluoromethane	1,2,4-Trimethylbenzene	1,3,5-Trimethylbenzene	Vinyl chloride	Xylene (Total)	m&p-Xylene	o-Xylene	C5 - C8 Aliphatics	C9 - C12 Aliphatics	C9 - C10 Aromatics	VPH (Total)
NCAC 2L Standards				**15**	**1**	**NE**	**0.6**	**70**	**70**	**3000**	**70**	**3**	**100**	**0.4**	**0.4**	**70**	**600**	**0.4**	**70**	**5**	**20**	**6**	**70**	**70**	**0.7**	**600**	**3**	**2000**	**400**	**400**	**0.03**	**500**	**500**	**500**	**400**	**700**	**200**	**NE**
IMAC Standards				--	--	--	--	--	--	--	--	--	--	--	--	--	--	--	--	--	--	--	--	--	--	--	--	--	--	--	--	--	--	--	--	--	--
92585900	MW-36_20220202	MW-36	02/02/2022	<5	<0.5	<0.5	<0.5	<0.5	<0.5	<1	<0.5	<1	<0.5	<0.5	<0.5	<0.5	<0.5	<2	<0.5	<2	<0.5	<2	<0.5	<0.5	<0.5	<0.5	<0.5	<0.5	**0.34J**	<0.5	<0.5	<1	<1.5	<1	<0.5	<50	<50	<50	<50
92494864	MW-37_20200910	MW-37	09/10/2020	<5	<0.5	<0.5	<0.5	<0.5	<0.5	<1	<0.5	<1	<0.5	<0.5	<0.5	<0.5	<0.5	<2	<0.5	<2	<0.5	<2	<0.5	<0.5	<0.5	<0.5	<0.5	<0.5	<1	<0.5	<0.5	<1	<1.5	<1	<0.5	<100	<100	<100	<100
92501616	MW-37_20201021	MW-37	10/21/2020	<5	<0.5	<0.5	<0.5	<0.5	<0.5	<1	<0.5	<1	<0.5	<0.5	<0.5	<0.5	<0.5	<2	<0.5	<2	<0.5	<2	<0.5	<0.5	<0.5	<0.5	<0.5	<0.5	<1	<0.5	<0.5	<1	<1.5	<1	<0.5	<100	<100	<100	<100
92508536	MW-37_20201130	MW-37	11/30/2020	**9.0**	<0.5	<0.5	<0.5	<0.5	<0.5	<1	<0.5	<1	<0.5	<0.5	<0.5	<0.5	<0.5	<2	<0.5	<2	<0.5	<2	<0.5	<0.5	<0.5	<0.5	<0.5	<0.5	<1	<0.5	<0.5	<1	<1.5	<1	<0.5	<100	<100	<100	<100
92514598	MW-37_20210104	MW-37	01/04/2021	**9.7**	<0.5	<0.5	<0.5	<0.5	<0.5	<1	<0.5	<1	<0.5	<0.5	<0.5	<0.5	<0.5	<2	<0.5	<2	<0.5	<2	<0.5	<0.5	<0.5	<0.5	<0.5	<0.5	<1	<0.5	<0.5	<1	<1.5	<1	<0.5	<100	<100	<100	<100
92495907	MW-38_20200916	MW-38	09/16/2020	<5	**3.4**	<0.5	**0.74**	<0.5	<0.5	<1	**4.3**	<1	<0.5	<0.5	<0.5	**2**	<0.5	<2	<0.5	<2	**0.78**	<2	<0.5	<0.5	<0.5	<0.5	<0.5	<0.5	<1	<0.5	<0.5	<1	<1.5	<1	<0.5	<100	<100	<100	<100
92501960	MW-38_20201023	MW-38	10/23/2020	<5	**30.9**	<0.5	<0.5	<0.5	<0.5	<1	<0.5	<1	<0.5	<0.5	<0.5	**28.4**	**3.4**	<2	<0.5	<2	**12.2**	<2	<0.5	<0.5	<0.5	**70.3**	<0.5	<1	<0.5	<0.5	<1	**13.2**	**6.3**	**6.9**	**231**	<100	<100	**291**
92509560	MW-38_20201203	MW-38	12/03/2020	**22.4**	**125**	<0.5	<0.5	<0.5	<0.5	<1	<0.5	<1	<0.5	<0.5	<0.5	**50.4**	**14.1**	<2	<0.5	<2	**19.0**	<2	<0.5	<0.5	<0.5	**152**	<0.5	<1	**3.9**	<0.5	<1	**76.5**	**45.7**	**30.8**	**681**	**153**	<100	**885**
92509560	Dup-3-20201203	MW-38	12/03/2020	**24.6**	**134**	<0.5	<0.5	<0.5	<0.5	<1	<0.5	<1	<0.5	<0.5	<0.5	**51.8**	**14.6**	<2	<0.5	<2	**19.3**	<2	<0.5	<0.5	<0.5	**162**	<0.5	<1	**4.2**	<0.5	<1	**84**	**50.1**	**33.9**	**761**	**162**	<100	**969**
92515544	MW-38_20210107	MW-38	01/07/2021	**13.2**	**78.1**	<0.5	<0.5	<0.5	<0.5	<1	<0.5	<1	<0.5	<0.5	<0.5	**37.7**	**8.5**	<2	<0.5	<2	**13.8**	<2	<0.5	<0.5	<0.5	**79.5**	<0.5	<1	**3.7**	<0.5	<1	**54.6**	**34**	**20.6**	**389**	**107**	<100	**532**
92521237	MW-38_20210209	MW-38	02/09/2021	<5	**121**	<0.5	<0.5	<0.5	<0.5	<1	<0.5	<1	<0.5	<0.5	<0.5	**59.7**	**4.9**	<2	<0.5	<2	**22.2**	<2	<0.5	<0.5	<0.5	**39.1**	<0.5	<1	**5.1**	<0.5	<1	**79.8**	**47.8**	**32**	**443**	**135**	<100	**622**
92526977	MW-38_20210310	MW-38	03/10/2021	<5	**375**	<2	<2	<2	<2	<4	<2	<4	<2	<2	<2	**85.4**	**42.4**	<8	<2	<8	**33.4**	**18.1**	<2	<2	<2	**323**	<2	<4	**29.8**	<2	<4	**290**	**189**	**101**	**1,770**	**619**	<100	**2,490**
92526977	DUP-1-20210310	MW-38	03/10/2021	<5	**377**	<2	<2	<2	<2	<4	<2	<4	<2	<2	<2	**89.7**	**42.4**	<8	<2	<8	**35.1**	<8	<2	<2	<2	**327**	<2	<4	**22.8**	<2	<4	**300**	**195**	**105**	**1,570**	**464**	<100	**2,100**
92530256	MW-38_20210407	MW-38	04/07/2021	<5	**644**	<2.5	<2.5	<2.5	<2.5	<5	<2.5	<5	<2.5	<2.5	<2.5	**136**	**68.1**	<10	<2.5	<10	**50.2**	**11.8**	<2.5	<2.5	<2.5	**473**	<2.5	<5	**46.9**	<2.5	<5	**453**	**299**	**154**	**5,570**	**1,400**	**126**	**6,966**
92537489	MW-38_20210506	MW-38	05/06/2021	<5	**978**	<5	<5	<5	<5	<10	<5	<10	<5	<5	<5	**159**	**107**	<20	<5	<20	**72.7**	**13.1J**	<5	<5	<5	**743**	<5	<10	**53**	<5	<10	**713**	**463**	**250**	**8,950**	**2,100**	**198**	**11,000**
92542375	MW-38_20210603	MW-38	06/03/2021	<5	**1,320**	<5	<5	<5	<5	<10	<5	<10	<5	<5	<5	**230**	**147**	<20	**4.4J**	<20	**87.8**	**16.5J**	<5	<5	<5	**727**	<5	<10	**75**	<5	<10	**935**	**615**	**320**	**11,100**	**2,600**	**236**	**13,700**
92548168	MW-38_20210707	MW-38	07/07/2021	<5	**1,630**	<5	<5	<5	<5	<10	<5	<10	<5	<5	<5	**264**	**205**	<20	**5.7J**	<20	**109**	**23.8**	**12.3**	<5	<5	**780**	<5	<10	**99.9**	**26**	<10	**1,225**	**805**	**420**	**13,400**	**2,840**	**321**	**16,660**
92548168	DUP-1-20210707	MW-38	07/07/2021	<5	**1,630**	<6.2	<6.2	<6.2	<6.2	<12.5	<6.2	<12.5	<6.2	<6.2	<6.2	**271**	**209**	<25	**5.7J**	<25	**113**	**25.1**	**12.8**	<6.2	<6.2	**795**	<6.2	<12.5	**106**	**27.6**	<12.5	**1,256**	**829**	**427**	**14,700**	**3,070**	**356**	**18,100**
92553563	MW-38_20210804	MW-38	08/04/2021	**31.2**	**1,920**	<5	<5	<5	<5	<10	<5	<10	<5	<5	<5	**302**	**150**	<20	**3.9J**	<20	**134**	**18.1J**	**7**	<5	<5	**494**	<5	<10	**51.8**	**13.8**	<10	**892**	**557**	**335**	**15,200**	**2,530**	**243**	**17,900**
92559360	MW-38_20210902	MW-38	09/02/2021	**4.7J**	**2,270**	<6.2	<6.2	<6.2	<6.2	<12.5	<6.2	<12.5	<6.2	<6.2	<6.2	**324**	**307**	<25	**9.0**	<25	**115**	**64.6**	<6.2	<6.2	<6.2	**822**	<6.2	<12.5	**163**	<6.2	<12.5	**1,948**	**1,290**	**658**	**15,600**	**3,890**	**395**	**19,900**
92495906	MW-39_20200916	MW-39	09/16/2020	<5	**966**	<5	<5	<5	<5	<10	**13.9**	<10	<5	<5	<5	**83.3**	**124**	<20	<5	<20	**10.8**	<20	<5	<5	<5	**1,980**	<5	<10	**61.1**	<5	<10	**616**	**407**	**209**	**4,280**	**732**	**177**	**5,190**
92495100	MW-40_20200911	MW-40	09/11/2020	<5	<0.5	<0.5	<0.5	<0.5	<0.5	<1	<0.5	<1	<0.5	<0.5	<0.5	**3.2**	<0.5	<2	<0.5	<2	**1.3**	<2	<0.5	<0.5	<0.5	<0.5	<0.5	<1	<0.5	<0.5	<1	<1.5	<1	<0.5	<100	<100	<100	<100
92501343	MW-40_20201020	MW-40	10/20/2020	**9.1**	<0.5	<0.5	<0.5	<0.5	<0.5	<1	<0.5	<1	<0.5	<0.5	<0.5	<0.5	<0.5	<2	<0.5	<2	<0.5	<2	<0.5	<0.5	<0.5	<0.5	<0.5	<1	<0.5	<0.5	<1	<1.5	<1	<0.5	<100	<100	<100	<100
92508884	MW-40_20201201	MW-40	12/01/2020	**47.9**	**416**	<2.5	<2.5	<2.5	<2.5	<5	<2.5	<5	<2.5	<2.5	<2.5	**27.7**	**37.7**	<10	<2.5	<10	**3.2**	<10	<2.5	<2.5	<2.5	**829**	<2.5	<5	**71.1**	<2.5	<5	**617**	**404**	**213**	**2,770**	**1,070**	**323**	**4,070**
92515075	MW-40_20210106	MW-40	01/06/2021	**32.4**	**1,870**	<12.5	<12.5	<12.5	<12.5	<25	<12.5	<25	<12.5	<12.5	<12.5	**146**	**252**	<50	<12.5	<50	**20**	**78.4**	<12.5	<12.5	<12.5	**4,460**	<12.5	<25	**355**	<12.5	<25	**1,942**	**1,280**	**662**	**12,100**	**6,890**	**1,430**	**20,400**
92495103	MW-41_20200911	MW-41	09/11/2020	<10	<0.5	<0.5	<0.5	<0.5	<0.5	<1	<0.5	<1	<0.5	<0.5	<0.5	**0.72**	<0.5	<2	<0.5	<2	<0.5	<2	<0.5	<0.5	<0.5	<0.5	<0.5	<1	<0.5	<0.5	<1	<1.5	<1	<0.5	<100	<100	<100	<100
92501960	MW-41_20201023	MW-41	10/23/2020	**18.2**	<0.5	<0.5	<0.5	<0.5	<0.5	<1	<0.5	<1	<0.5	<0.5	<0.5	**2.3**	<0.5	<2	<0.5	<2	<0.5	<2	<0.5	<0.5	<0.5	<0.5	<0.5	<1	<0.5	<0.5	<1	<1.5	<1	<0.5	<100	<100	<100	<100
92509560	MW-41_20201203	MW-41	12/03/2020	**13.6**	**5.3**	<0.5	<0.5	<0.5	<0.5	<1	<0.5	<1	<0.5	<0.5	<0.5	**1.6**	**0.68**	<2	<0.5	<2	<0.5	<2	<0.5	<0.5	<0.5	**8.5**	<0.5	<1	<0.5	<0.5	<1	**4.7**	**3.0**	**1.7**	<100	<100	<100	<100
92514898	MW-41_20210105	MW-41	01/05/2021	**70.9**	<0.5	<0.5	<0.5	<0.5	<0.5	<1	<0.5	<1	<0.5	<0.5	<0.5	<0.5	<0.5	<2	<0.5	<2	<0.5	<2	<0.5	<0.5	<0.5	<0.5	<0.5	<1	<0.5	<0.5	<1	<1.5	<1	<0.5	<100	<100	<100	<100
92521555	MW-41_20210210	MW-41	02/10/2021	<5	**16.1**	<0.5	<0.5	<0.5	<0.5	<1	<0.5	<1	<0.5	<0.5	<0.5	**5.4**	<0.5	<2	<0.5	<2	**1.4**	<2	<0.5	<0.5	<0.5	**0.81**	<0.5	<1	**1**	<0.5	<1	**11.7**	**7.2**	**4.5**	**119**	<100	<100	**175**
92527327	MW-41_20210311	MW-41	03/11/2021	<5	**64.3**	<0.5	<0.5	<0.5	<0.5	<1	<0.5	<1	<0.5	<0.5	<0.5	**12.6**	<0.5	<2	<0.5	<2	**3.1**	<2	<0.5	<0.5	<0.5	**4.4**	<0.5	<1	**3.1**	<0.5	<1	**32.8**	**16.1**	**16.7**	**343**	**66.3**	<50	**62.7**
92532417	MW-41_20210408	MW-41	04/08/2021	<5	**7.2**	<0.5	<0.5	<0.5	<0.5	<1	<0.5	<1	<0.5	<0.5	<0.5	**3.4**	<0.5	<2	<0.5	<2	**0.76**	<2	<0.5	<0.5	<0.5	<0.5	<0.5	<1	<0.5	<0.5	<1	**2.5**	**1.1**	**1.4**	<50	<50	<50	<50
92537784	MW-41_20210507	MW-41	05/07/2021	**4.6J**	**0.87**	<0.5	<0.5	<0.5	<0.5	<1	<0.5	<1	<0.5	<0.5	<0.5	**0.71**	<0.5	<2	<0.5	<2	<0.5	**0.81J**	<0.5	<0.5	<0.5	<0.5	<0.5	<1	<0.5	<0.5	<1	**0.44J**	<1	**0.44J**	<50	<50	<50	<50
92542611	MW-41_20210604	MW-41	06/04/2021	<5	<0.5	<0.5	<0.5	<0.5	<0.5	<1	<0.5	<1	<0.5	<0.5	<0.5	<0.5	<0.5	<2	<0.5	<2	<0.5	<2	<0.5	<0.5	<0.5	<0.5	<0.5	<1	<0.5	<0.5	<1	<1.5	<1	<0.5	<50	<50	<50	<50
92548527	MW-41_20210708	MW-41	07/08/2021	**5.1**	<0.5	<0.5	<0.5	<0.5	<0.5	<1	<0.5	<1	<0.5	<0.5	<0.5	<0.5	<0.5	<2	<0.5	<2	<0.5	<2	<0.5	<0.5	<0.5	<0.5	<0.5	<1	<0.5	<0.5	<1	<1.5	<1	<0.5	<50	<50	<50	<50
92553563	MW-41_20210804	MW-41	08/04/2021	<5	**1.5**	<0.5	<0.5	<0.5	<0.5	<1	<0.5	<1	<0.5	<0.5	<0.5	**0.32J**	<0.5	<2	<0.5	<2	<0.5	<2	<0.5	<0.5	<0.5	<0.5	<0.5	<1	<0.5	<0.5	<1	**0.45J**	<1	**0.45J**	<50	<50	<50	<50
92559360	MW-41_20210902	MW-41	09/02/2021	<5	**15.5**	<0.5	<0.5	<0.5	<0.5	<1	<0.5	<1	<0.5	<0.5	<0.5	**3.8J**	<0.5	<2	<0.5	<2	<0.5	<2	<0.5	<0.5	<0.5	**9.0**	<0.5	<1	<0.5	<0.5	<1	**9.8**	**4.5**	**5.3J**	**108**	<50	<50	**123**
92564336	MW-41_20210929	MW-41	09/29/2021	<5	**6.2**	<0.5	<0.5	<0.5	<0.5	<0.5	<0.5	<0.6	<0.5	<0.5	<0.5	**1.0**	**0.73**	<0.6	<0.5	<5	<0.5	<0.5	<0.5	<0.5	<0.5	**9.5**	<0.5	<0.5	<0.5	<0.5	<0.5	**3.4**	**1.9**	**1.5**	<100	<100	<100	NA
92570483	MW-41_20211103	MW-41	11/03/2021	**5.4**	**94.5**	<0.5	<0.5	<0.5	<0.5	<1	<0.5	<1	<0.5	<0.5	<0.5	**21.4**	**1.1**	<2	<0.5	<2	**2.8**	**1.6J**	<0.5	<0.5	<0.5	**57.3**	<0.5	<1	**6.3**	<0.5	<1	**86**	**46.2**	**39.8**	**876**	**182**	<50	**1,070**
92575654	MW-41_20211202	MW-41	12/02/2021	<5	**14.4**	<0.5	<0.5	<0.5	<0.5	<1	<0.5	<1	<0.5	<0.5	<0.5	**9.3**	<0.5	<2	<0.5	<2	**0.82**	<2	<0.5	<0.5	<0.5	**6.3**	<0.5	<1	**0.93**	**0.38J**	<1	**20**	**8.4**	**11.6**	**140**	<50	<50	**180**
92583376	MW-41_20220106	MW-41	01/06/2022	**0.21J**	**174**	<0.5	<0.5	<0.5	<0.5	<1	<0.5	<1	<0.5	<0.5	<0.5	**15.9**	**5.5**	<2	**0.69**	<2	<0.5	**4.9**	**0.86**	<0.5	<0.5	**147**	<0.5	<1	**13.6**	**4.7**	<1	**188.2**	**86.2**	**102**	**1,790**	**320**	<50	**2,150**
92495626	MW-42_20200915	MW-42	09/15/2020	<5	**1.3**	<0.5	**1.9**	<0.5	<0.5	<1	**23.8**	<1	<0.5	<0.5	<0.5	<0.5	**2.4**	<2	<0.5	<2	<0.5	<2	<0.5	<0.5	<0.5	**10.8**	<0.5	<1	**5.3**	**1.4**	<1	**19.5**	**13.3**	**6.2**	<100	<100	<100	**150**
92500606	MW-42_20201007	MW-42	09/13/2020	<5	**0.78**	<0.5	**0.7**	<0.5	<0.5	<1	**23.9**	<1	<0.5	<0.5	<0.5	<0.5	**0.75**	<2	<0.5	<2	<0.5	<2	<0.5	<0.5	<0.5	**1.8**	<0.5	<1	**1.3**	<0.5	<1	**8.5**	**4.9**	**3.6**	<100	<100	<100	<100
92501344	MW-42_20201020	MW-42	10/20/2020	<5	<0.5	<0.5	<0.5	<0.5	<0.5	<1	**15.5**	<1	<0.5	<0.5	<0.5	<0.5	<0.5	<2	<0.5	<2	<0.5	<2	<0.5	<0.5	<0.5	<0.5	<0.5	<1	<0.5	<0.5	<1	<1.5	<1	<0.5	<100	<100	<100	<100
92509255	MW-42_20201202	MW-42	12/02/2020	<5	<0.5	<0.5	<0.5	<0.5	<0.5	<1	**10.6**	<1	<0.5	<0.5	<0.5	<0.5	<0.5	<2	<0.5	<2	<0.5	<2	<0.5	<0.5	<0.5	<0.5	<0.5	<1	<0.5	<0.5	<1	<1.5	<1	<0.5	<100	<100	<100	<100
92515387	MW-42_20210107	MW-42	01/07/2021	<5	<0.5	<0.5	<0.5	<0.5	<0.5	<1	**6.8**	<1	<0.5	<0.5	<0.5	<0.5	<0.5	<2	<0.5	<2	<0.5	<2	<0.5	<0.5	<0.5	<0.5	<0.5	<1	<0.5	<0.5	<1	<1.5	<1	<0.5	<100	<100	<100	<100
92522125	MW-42_20210212	MW-42	02/12/2021	<5	<0.5	<0.5	<0.5	<0.5	<0.5	<1	**5.3**	<1	<0.5	<0.5	<0.5	<0.5	**1.6**	<2	<0.5	<2	<0.5	**4.4**	<0.5	<0.5	<0.5	**3.3**	<0.5	<1	**14.8**	**3.9**	<1	**10.9**	**7.3**	**3.6**	<100	<100	**123**	**252**
92526617	MW-42_20210309	MW-42	03/09/2021	**5.0**	<0.5	<0.5	<0.5	<0.5	<0.5	<1	**6**	<1	<0.5	<0.5	<0.5	<0.5	<0.5	<2	<0.5	<2	<0.5	<2	<0.5	<0.5	<0.5	<0.5	<0.5	<1	<0.5	<0.5	<1	<1.5	<1	<0.5	<100	<100	<100	<100
92531227	MW-42_20210405	MW-42	04/05/2021	<5	<0.5	<0.5	<0.5	<0.5	<0.5	<1	**4**	<1	<0.5	<0.5	<0.5	<0.5	<0.5	<2	<0.5	<2	<0.5	<2	<0.5	<0.5	<0.5	<0.5	<0.5	<1	<0.5	<0.5	<1	<1.5	<1	<0.5	<50	<50	<50	<50

Table 5A
Summary of Monitoring Well Sampling Results

Colonial Pipeline Company
2020-L1-SR2448
Huntersville, North Carolina

Lab Report Number	Sample ID	Well ID	Sample Date	Metals (µg/L)	VOCs (µg/L)																														MADEP VPH (µg/L)			
				Lead	Benzene	Bromochloromethane	Bromodichloromethane	n-Butylbenzene	sec-Butylbenzene	Chloroethane	Chloroform	Chloromethane	2-Chlorotoluene	Dibromochloromethane	1,2-Dichloroethane	Diisopropyl ether	Ethylbenzene	Hexachloro-1,3-butadiene	Isopropylbenzene (Cumene)	Methylene Chloride	Methyl-tert-butyl ether	Naphthalene	n-Propylbenzene	Styrene	Tetrachloroethene	Toluene	Trichloroethene	Trichlorofluoromethane	1,2,4-Trimethylbenzene	1,3,5-Trimethylbenzene	Vinyl chloride	Xylene (Total)	m&p-Xylene	o-Xylene	C5 - C8 Aliphatics	C9 - C12 Aliphatics	C9 - C10 Aromatics	VPH (Total)
NCAC 2L Standards				**15**	**1**	**NE**	**0.6**	**70**	**70**	**3000**	**70**	**3**	**100**	**0.4**	**0.4**	**70**	**600**	**0.4**	**70**	**5**	**20**	**6**	**70**	**70**	**0.7**	**600**	**3**	**2000**	**400**	**400**	**0.03**	**500**	**500**	**500**	**400**	**700**	**200**	**NE**
IMAC Standards				--	--	--	--	--	--	--	--	--	--	--	--	--	--	--	--	--	--	--	--	--	--	--	--	--	--	--	--	--	--	--	--	--	--	--
92536429	MW-42_20210503	MW-42	05/03/2021	<5	<0.5	<0.5	<0.5	<0.5	<0.5	<1	**3.7**	<1	<0.5	<0.5	<0.5	<0.5	<0.5	<2	<0.5	<2	<0.5	**0.88J**	<0.5	<0.5	<0.5	<0.5	<0.5	<1	<0.5	<0.5	<1	**1.13J**	**0.74J**	**0.39J**	<50	<50	<50	<50
92541705	MW-42_20210601	MW-42	06/01/2021	<5	<0.5	<0.5	<0.5	<0.5	<0.5	<1	**3**	<1	<0.5	<0.5	<0.5	<0.5	<0.5	<2	<0.5	<2	<0.5	<2	<0.5	<0.5	<0.5	<0.5	<0.5	<1	<0.5	<0.5	<1	<1.5	<1	<0.5	<50	<50	<50	<50
92547901	MW-42_20210706	MW-42	07/06/2021	**5.3**	<0.5	<0.5	<0.5	<0.5	<0.5	<1	<0.5	<1	<0.5	<0.5	<0.5	<0.5	<0.5	<2	<0.5	<2	<0.5	<2	<0.5	<0.5	<0.5	<0.5	<0.5	<1	<0.5	<0.5	<1	<1.5	<1	<0.5	<50	<50	<50	<50
92552929	MW-42_20210802	MW-42	08/02/2021	<5	<0.5	<0.5	<0.5	<0.5	<0.5	<1	**1.6**	<1	<0.5	<0.5	<0.5	<0.5	<0.5	<2	<0.5	<2	<0.5	<2	<0.5	<0.5	<0.5	<0.5	<0.5	<1	<0.5	<0.5	<1	<1.5	<1	<0.5	<50	<50	<50	<50
92558450	MW-42_20210830	MW-42	08/30/2021	<5	<0.5	<0.5	<0.5	<0.5	<0.5	<1	**1.7**	<1	<0.5	<0.5	<0.5	<0.5	<0.5	<2	<0.5	<2	<0.5	<2	<0.5	<0.5	<0.5	<0.5	<0.5	<1	<0.5	<0.5	<1	<1	<1	<0.5	<50	<50	<50	<50
92564679	MW-42_20211004	MW-42	10/04/2021	<5	<0.5	<0.5	<0.5	<0.5	<0.5	<0.5	**0.84**	<0.6	<0.5	<0.5	<0.5	<0.5	<0.5	<0.6	<0.5	<5	<0.5	<0.5	<0.5	<0.5	<0.5	<0.5	<0.5	<0.5	<0.5	<0.5	<0.5	<1.5	<1	<0.5	<100	<100	<100	NA
92569880	MW-42_20211101	MW-42	11/01/2021	<5	<0.5	<0.5	<0.5	<0.5	<0.5	<1	**0.85**	<1	<0.5	<0.5	<0.5	<0.5	<0.5	<2	<0.5	<2	<0.5	<2	<0.5	<0.5	<0.5	<0.5	<0.5	<1	<0.5	<0.5	<1	<1.5	<1	<0.5	<50	<50	<50	<50
92574894	MW-42_20211130	MW-42	11/30/2021	<5	<0.5	<0.5	<0.5	<0.5	<0.5	<1	**0.69**	<1	<0.5	<0.5	<0.5	<0.5	<0.5	<2	<0.5	<2	<0.5	<2	<0.5	<0.5	<0.5	<0.5	<0.5	<1	<0.5	<0.5	<1	<1.5	<1	<0.5	<50	<50	<50	<50
92580646 92580647	MW-42_20220103	MW-42	01/03/2022	<5	<0.5	<0.5	<0.5	<0.5	<0.5	<1	**0.46J**	<1	<0.5	<0.5	<0.5	<0.5	<0.5	<2	<0.5	<2	<0.5	<2	<0.5	<0.5	<0.5	<0.5	<0.5	<1	<0.5	<0.5	<1	<1.5	<1	<0.5	<50	<50	<50	<50
92585315	MW-42_20220131	MW-42	01/31/2022	<5	<0.5	<0.5	<0.5	<0.5	<0.5	<1	<0.5	<1	<0.5	<0.5	<0.5	<0.5	<0.5	<2	<0.5	<2	<0.5	<2	<0.5	<0.5	<0.5	<0.5	<0.5	<1	<0.5	<0.5	<1	<1.5	<1	<0.5	<50	<50	<50	<50
92495907	MW-43_20200916	MW-43	09/16/2020	<5	<0.5	<0.5	**1.8**	<0.5	<0.5	<1	**12.1**	<1	<0.5	<0.5	<0.5	<0.5	<0.5	<2	<0.5	<2	<0.5	<2	<0.5	<0.5	<0.5	**1.4**	<0.5	<1	**0.58**	<0.5	<1	**2.33**	**1.5**	**0.83**	<100	<100	<100	<100
92501960	MW-43_20201023	MW-43	10/23/2020	<5	<0.5	<0.5	**0.51**	<0.5	<0.5	<1	**5.8**	<1	<0.5	<0.5	<0.5	<0.5	<0.5	<2	<0.5	<2	<0.5	<2	<0.5	<0.5	<0.5	<0.5	<0.5	<1	<0.5	<0.5	<1	<1.5	<1	<0.5	<100	<100	<100	<100
92509250	MW-43_20201202	MW-43	12/02/2020	<5	<0.5	<0.5	<0.5	<0.5	<0.5	<1	**2.1**	<1	<0.5	<0.5	<0.5	<0.5	<0.5	<2	<0.5	<2	<0.5	<2	<0.5	<0.5	<0.5	<0.5	<0.5	<1	<0.5	<0.5	<1	<1.5	<1	<0.5	<100	<100	<100	<100
92514898	MW-43_20210105	MW-43	01/05/2021	<5	<0.5	<0.5	<0.5	<0.5	<0.5	<1	**1.2**	<1	<0.5	<0.5	<0.5	<0.5	<0.5	<2	<0.5	<2	<0.5	<2	<0.5	<0.5	<0.5	<0.5	<0.5	<1	<0.5	<0.5	<1	<1.5	<1	<0.5	<100	<100	<100	<100
92521237	MW-43_20210209	MW-43	02/09/2021	<5	<0.5	<0.5	<0.5	<0.5	<0.5	<1	**0.59**	<1	<0.5	<0.5	<0.5	<0.5	<0.5	<2	<0.5	<2	<0.5	<2	<0.5	<0.5	<0.5	<0.5	<0.5	<1	<0.5	<0.5	<1	<1.5	<1	<0.5	<100	<100	<100	<100
92527475	MW-43_20210312	MW-43	03/12/2021	<5	<0.5	<0.5	<0.5	<0.5	<0.5	<1	<0.5	<1	<0.5	<0.5	<0.5	<0.5	<0.5	<2	<0.5	<2	<0.5	<2	<0.5	<0.5	<0.5	<0.5	<0.5	<1	<0.5	<0.5	<1	<1.5	<1	<0.5	<50	<50	<50	<50
92532417	MW-43_20210408	MW-43	04/08/2021	<5	<0.5	<0.5	<0.5	<0.5	<0.5	<1	<0.5	<1	<0.5	<0.5	<0.5	<0.5	<0.5	<2	<0.5	<2	<0.5	<2	<0.5	<0.5	<0.5	<0.5	<0.5	<1	<0.5	<0.5	<1	<1.5	<1	<0.5	<50	<50	<50	<50
92537784	MW-43_20210507	MW-43	05/07/2021	**7.7**	<0.5	<0.5	<0.5	<0.5	<0.5	<1	<0.5	<1	<0.5	<0.5	<0.5	<0.5	<0.5	<2	<0.5	<2	<0.5	<2	<0.5	<0.5	<0.5	<0.5	<0.5	**0.55J**	<0.5	<0.5	<1	<1.5	<1	<0.5	<50	<50	<50	<50
92542375	MW-43_20210603	MW-43	06/03/2021	<5	<0.5	<0.5	<0.5	<0.5	<0.5	<1	<0.5	<1	<0.5	<0.5	<0.5	<0.5	<0.5	<2	<0.5	<2	<0.5	<2	<0.5	<0.5	<0.5	<0.5	<0.5	**0.48J**	<0.5	<0.5	<1	<1.5	<1	<0.5	<50	<50	<50	<50
92548527	MW-43_20210708	MW-43	07/08/2021	<5	<0.5	<0.5	<0.5	<0.5	<0.5	<1	<0.5	<1	<0.5	<0.5	<0.5	<0.5	<0.5	<2	<0.5	<2	<0.5	<2	<0.5	<0.5	<0.5	<0.5	<0.5	**0.46J**	<0.5	<0.5	<1	<1.5	<1	<0.5	<50	<50	<50	<50
92554137	MW-43_20210805	MW-43	08/05/2021	<5	<0.5	<0.5	<0.5	<0.5	<0.5	<1	<0.5	<1	<0.5	<0.5	<0.5	<0.5	<0.5	<2	<0.5	<2	<0.5	<2	<0.5	<0.5	<0.5	<0.5	<0.5	**0.58J**	<0.5	<0.5	<1	<1.5	<1	<0.5	<50	<50	<50	<50
92559360	MW-43_20210902	MW-43	09/02/2021	<5	<0.5	<0.5	<0.5	<0.5	<0.5	<1	<0.5	<1	<0.5	<0.5	<0.5	<0.5	<0.5	<2	<0.5	<2	<0.5	<2	<0.5	<0.5	<0.5	<0.5	<0.5	**0.77J**	<0.5	<0.5	<1	<1.5	<1	<0.5	<50	<50	<50	<50
92564336	MW-43_20210929	MW-43	09/29/2021	<5.0	<0.5	<0.5	<0.5	<0.5	<0.5	<0.5	<0.5	<0.6	<0.5	<0.5	<0.5	<0.5	<0.5	<0.6	<0.5	<5	<0.5	<0.5	<0.5	<0.5	<0.5	<0.5	**0.24J**	**0.63**	<0.5	<0.5	<0.5	<1.5	<1	<0.5	<100	<100	<100	NA
92570483	MW-43_20211103	MW-43	11/03/2021	<5	<0.5	<0.5	<0.5	<0.5	<0.5	<1	<0.5	<1	<0.5	<0.5	<0.5	<0.5	<0.5	<2	<0.5	<2	<0.5	<2	<0.5	<0.5	<0.5	<0.5	<0.5	**0.47J**	<0.5	<0.5	<1	<1.5	<1	<0.5	<50	<50	<50	<50
92575654	MW-43_20211202	MW-43	12/02/2021	<5	<0.5	<0.5	<0.5	<0.5	<0.5	<1	<0.5	<1	<0.5	<0.5	<0.5	<0.5	<0.5	<2	<0.5	<2	<0.5	<2	<0.5	<0.5	<0.5	<0.5	<0.5	**0.64J**	<0.5	<0.5	<1	<1.5	<1	<0.5	<50	<50	<50	<50
92583209	MW-43_20220105	MW-43	01/05/2022	<5	<0.5	<0.5	<0.5	<0.5	<0.5	<1	<0.5	<1	<0.5	<0.5	<0.5	<0.5	<0.5	<2	<0.5	<2	<0.5	<2	<0.5	<0.5	<0.5	<0.5	<0.5	<1	<0.5	<0.5	<1	<1.5	<1	<0.5	<50	<50	<50	<50
92586178	MW-43_20220203	MW-43	02/03/2022	<5	<0.5	<0.5	<0.5	<0.5	<0.5	<1	<0.5	<1	<0.5	<0.5	<0.5	<0.5	<0.5	<2	<0.5	<2	<0.5	<2	<0.5	<0.5	<0.5	<0.5	<0.5	**0.54J**	<0.5	<0.5	<1	<1.5	<1	<0.5	<50	<50	<50	<50
92495627	MW-44_20200915	MW-44	09/15/2020	**34.6**	**11.2**	<0.5	<0.5	<0.5	<0.5	<1	**18.5**	<1	<0.5	<0.5	<0.5	<0.5	**8.4**	<2	<0.5	<2	<0.5	**2.1**	**0.78**	<0.5	<0.5	**77.1**	<0.5	<1	**4.3**	**0.58**	<1	**35**	**21.3**	**13.7**	**155**	<100	<100	**252**
92501345	MW-44_20201020	MW-44	10/20/2020	<5	**0.6**	<0.5	<0.5	<0.5	<0.5	<1	**1.2**	<1	<0.5	<0.5	<0.5	<0.5	**0.53**	<2	<0.5	<2	<0.5	<2	<0.5	<0.5	<0.5	**3**	<0.5	<1	**0.77**	<0.5	<1	**4.1**	**2.7**	**1.4**	<100	<100	<100	<100
92508886	MW-44_20201201	MW-44	12/02/2020	**8.9**	<0.5	<0.5	<0.5	<0.5	<0.5	<1	<0.5	<1	<0.5	<0.5	<0.5	<0.5	<0.5	<2	<0.5	<2	<0.5	<2	<0.5	<0.5	<0.5	**1.4**	<0.5	<1	**0.55**	<0.5	<1	**1.86**	**1.3**	**0.56**	<100	<100	<100	<100
92514892	MW-44_20210105	MW-44	01/05/2021	**54.4**	<0.5	<0.5	<0.5	<0.5	<0.5	<1	<0.5	<1	<0.5	<0.5	<0.5	<0.5	<0.5	<2	<0.5	<2	<0.5	<2	<0.5	<0.5	<0.5	<0.5	<0.5	<1	<0.5	<0.5	<1	<1.5	<1	<0.5	<100	<100	<100	<100
92522126	MW-44_20210212	MW-44	02/12/2021	**7.2**	<0.5	<0.5	<0.5	<0.5	<0.5	<1	<0.5	<1	<0.5	<0.5	<0.5	<0.5	<0.5	<2	<0.5	<2	<0.5	<2	<0.5	<0.5	<0.5	<0.5	<0.5	<1	<0.5	<0.5	<1	<1.5	<1	<0.5	<100	<100	<100	<100
92527474	MW-44_20210312	MW-44	03/12/2021	<5	<0.5	<0.5	<0.5	<0.5	<0.5	<1	<0.5	<1	<0.5	<0.5	<0.5	<0.5	<0.5	<2	<0.5	<2	<0.5	<2	<0.5	<0.5	<0.5	<0.5	<0.5	<1	<0.5	<0.5	<1	<1.5	<1	<0.5	<50	<50	<50	<50
92531580	MW-44_20210406	MW-44	04/06/2021	<5	<0.5	<0.5	<0.5	<0.5	<0.5	<1	<0.5	<1	<0.5	<0.5	<0.5	<0.5	<0.5	<2	<0.5	<2	<0.5	<2	<0.5	<0.5	<0.5	<0.5	<0.5	<1	<0.5	<0.5	<1	<1.5	<1	<0.5	<50	<50	<50	<50
92536726	MW-44_20210504	MW-44	05/04/2021	**18**	**2**	<0.5	<0.5	<0.5	<0.5	<1	<0.5	<1	<0.5	<0.5	<0.5	<0.5	<0.5	<2	<0.5	<2	<0.5	<2	<0.5	<0.5	<0.5	**3.1**	<0.5	<1	<0.5	<0.5	<1	<1.5	<1	<0.5	**63.8**	<50	<50	**67**
92541991	MW-44_20210602	MW-44	06/02/2021	**19.1**	**6.1**	<0.5	<0.5	<0.5	<0.5	<1	<0.5	<1	<0.5	<0.5	<0.5	<0.5	**0.44J**	<2	<0.5	<2	<0.5	<2	<0.5	<0.5	<0.5	**12.4**	<0.5	<1	<0.5	<0.5	<1	**2.14**	**1.8**	**0.34J**	**91.3**	<50	<50	**97.8**
92548169	MW-44_20210707	MW-44	07/07/2021	<5	**5.2**	<0.5	<0.5	<0.5	<0.5	<1	<0.5	<1	<0.5	<0.5	<0.5	<0.5	<0.5	<2	<0.5	<2	<0.5	<2	<0.5	<0.5	<0.5	**10.0**	<0.5	<1	<0.5	<0.5	<1	**2.13**	**1.7**	**0.43J**	**88.4**	<50	<50	**96.9**
92553185	MW-44_20210803	MW-44	08/03/2021	**8.6**	**3.8**	<0.5	<0.5	<0.5	<0.5	<1	<0.5	<1	<0.5	<0.5	<0.5	<0.5	**0.81**	<2	<0.5	<2	<0.5	<2	<0.5	<0.5	<0.5	**25.1**	<0.5	<1	<0.5	**0.4J**	<1	**10**	**7.7**	**2.3**	**210**	<50	<50	**240**
92558740	MW-44_20210831	MW-44	08/31/2021	**7.3**	<0.5	<0.5	<0.5	<0.5	<0.5	<1	<0.5	<1	<0.5	<0.5	<0.5	<0.5	<0.5	<2	<0.5	<2	<0.5	<2	<0.5	<0.5	<0.5	<0.5	<0.5	<1	<0.5	<0.5	<1	<1.5	<1	<0.5	<50	<50	<50	<50
92564678	MW-44_20211004	MW-44	10/04/2021	<5.0	<0.5	<0.5	<0.5	<0.5	<0.5	<0.5	<0.5	<0.6	<0.5	<0.5	<0.5	<0.5	<0.5	<0.6	<0.5	<5	<0.5	<0.5	<0.5	<0.5	<0.5	<0.5	<0.5	<0.5	<0.5	<0.5	<0.5	<1.5	<1	<0.5	<100	<100	<100	NA
92570178	MW-44_20211102	MW-44	11/02/2021	**6.0**	<0.5	<0.5	<0.5	<0.5	<0.5	<1	<0.5	<1	<0.5	<0.5	<0.5	<0.5	<0.5	<2	<0.5	<2	<0.5	<2	<0.5	**0.36J**	<0.5	<0.5	<0.5	<1	<0.5	<0.5	<1	<1.5	<1	<0.5	<50	<50	<50	<50
92574905	MW-44_20211130	MW-44	11/30/2021	**19.5**	**0.83**	<0.5	<0.5	<0.5	<0.5	<1	<0.5	<1	<0.5	<0.5	<0.5	<0.5	**0.95**	<2	<0.5	<2	<0.5	<2	<0.5	<0.5	<0.5	**32.7**	<0.5	<1	**6.4**	**3.2J**	<1	**110.5**	**51.7**	**58.8**	**134**	**196**	<50	**357**
92495624	MW-45_20200915	MW-45	09/15/2020	<5	**2.8**	<0.5	**1.4**	<0.5	<0.5	<1	**20**	<1	<0.5	<0.5	<0.5	<0.5	**3.1**	<2	<0.5	<2	<0.5	<2	<0.5	<0.5	<0.5	**27.8**	<0.5	<1	**4.5**	**1.1**	<1	**26.1**	**17.7**	**8.4**	<100	<100	<100	**154**
92499587	MW-45_20201007	MW-45	10/07/2020	<5	**1**	<0.5	**0.64**	<0.5	<0.5	<1	**15.8**	<1	<0.5	<0.5	<0.5	<0.5	**0.88**	<2	<0.5	<2	<0.5	<2	<0.5	<0.5	<0.5	**6.2**	<0.5	<1	**1.4**	<0.5	<1	**10.4**	**6.7**	**3.7**	<100	<100	<100	<100
92501345	MW-45_20201020	MW-45	10/20/2020	**39.5**	<0.5	<0.5	**0.58**	<0.5	<0.5	<1	**11.7**	<1	<0.5	<0.5	<0.5	<0.5	<0.5	<2	<0.5	<2	<0.5	<2	<0.5	<0.5	<0.5	**0.91**	<0.5	<1	<0.5	<0.5	<1	**2.04**	**1.3**	**0.74**	<100	<100	<100	<100
92509251	MW-45_20201202	MW-45	12/02/2020	**12.6**	<0.5	<0.5	<0.5	<0.5	<0.5	<1	**5.9**	<1	<0.5	<0.5	<0.5	<0.5	<0.5	<2	<0.5	<2	<0.5	<2	<0.5	<0.5	<0.5	<0.5	<0.5	<1	<0.5	<0.5	<1	<1.5	<1	<0.5	<100	<100	<100	<100
92514892	MW-45_20210105	MW-45	01/05/2021	**12.8**	<0.5	<0.5	<0.5	<0.5	<0.5	<1	**4.6**	<1	<0.5	<0.5	<0.5	<0.5	<0.5	<2	<0.5	<2	<0.5	<2	<0.5	<0.5	<0.5	<0.5	<0.5	<1	<0.5	<0.5	<1	<1.5	<1	<0.5	<100	<100	<100	<100
92522126	MW-45_20210212	MW-45	02/12/2021	<5	<0.5	<0.5	<0.5	<0.5	<0.5	<1	**3.8**	<1	<0.5	<0.5	<0.5	<0.5	<0.5	<2	<0.5	<2	<0.5	<2	<0.5	<0.5	<0.5	<0.5	<0.5	<1	<0.5	<0.5	<1	<1.5	<1	<0.5	<100	<100	<100	<100
92522126	DUP-1-20210212	MW-45	02/12/2021	<5	<0.5	<0.5	<0.5	<0.5	<0.5	<1	**3.7**	<1	<0.5	<0.5	<0.5	<0.5	<0.5	<2	<0.5	<2	<0.5	<2	<0.5	<0.5	<0.5	<0.5	<0.5	<1	<0.5	<0.5	<1	<1.5	<1	<0.5	<100	<100	<100	<100

Table 5A
Summary of Monitoring Well Sampling Results

Colonial Pipeline Company
2020-L1-SR2448
Huntersville, North Carolina

Lab Report Number	Sample ID	Well ID	Sample Date	Metals (µg/L)	VOCs (µg/L)																													MADEP VPH (µg/L)			
				Lead	Benzene	Bromochloromethane	Bromodichloromethane	n-Butylbenzene	sec-Butylbenzene	Chloroethane	Chloroform	Chloromethane	2-Chlorotoluene	Dibromochloromethane	1,2-Dichloroethane	Diisopropyl ether	Ethylbenzene	Hexachloro-1,3-butadiene	Isopropylbenzene (Cumene)	Methylene Chloride	Methyl-tert-butyl ether	Naphthalene	n-Propylbenzene	Styrene	Tetrachloroethene	Toluene	Trichloroethene	Trichlorofluoromethane	1,2,4-Trimethylbenzene	1,3,5-Trimethylbenzene	Vinyl chloride	Xylene (Total)	m&p-Xylene	o-Xylene	C5 - C8 Aliphatics	C9 - C12 Aliphatics	C9 - C10 Aromatics	VPH (Total)
NCAC 2L Standards				**15**	**1**	**NE**	**0.6**	**70**	**70**	**3000**	**70**	**3**	**100**	**0.4**	**0.4**	**70**	**600**	**0.4**	**70**	**5**	**20**	**6**	**70**	**70**	**0.7**	**600**	**3**	**2000**	**400**	**400**	**0.03**	**500**	**500**	**500**	**400**	**700**	**200**	**NE**
IMAC Standards				--	--	--	--	--	--	--	--	--	--	--	--	--	--	--	--	--	--	--	--	--	--	--	--	--	--	--	--	--	--	--	--	--	--
92527474	MW-45_20210312	MW-45	03/12/2021	**6.1**	<0.5	<0.5	<0.5	<0.5	<0.5	<1	**3.3**	<1	<0.5	<0.5	<0.5	<0.5	<0.5	<2	<0.5	<2	<0.5	<2	<0.5	<0.5	<0.5	<0.5	<0.5	<1	<0.5	<0.5	<1	<1.5	<1	<0.5	<50	<50	<50	<50
92531580	MW-45_20210406	MW-45	04/06/2021	<5	<0.5	<0.5	<0.5	<0.5	<0.5	<1	**2.1**	<1	<0.5	<0.5	<0.5	<0.5	<0.5	<2	<0.5	<2	<0.5	<2	<0.5	<0.5	<0.5	<0.5	<0.5	<1	<0.5	<0.5	<1	<1.5	<1	<0.5	<50	<50	<50	<50
92536726	MW-45_20210504	MW-45	05/04/2021	<5	<0.5	<0.5	<0.5	<0.5	<0.5	<1	**1.7**	<1	<0.5	<0.5	<0.5	<0.5	<0.5	<2	<0.5	<2	<0.5	<2	<0.5	<0.5	<0.5	<0.5	<0.5	<1	<0.5	<0.5	<1	<1.5	<1	<0.5	<50	<50	<50	<50
92541703	MW-45_20210601	MW-45	06/01/2021	<5	<0.5	<0.5	<0.5	<0.5	<0.5	<1	**1.1**	<1	<0.5	<0.5	<0.5	**0.39J**	<0.5	<2	<0.5	<2	<0.5	**0.71J**	<0.5	<0.5	<0.5	<0.5	<0.5	<1	<0.5	<0.5	<1	**1.08J**	**0.73J**	**0.35J**	<50	<50	<50	<50
92547899	MW-45_20210706	MW-45	07/06/2021	<5	<0.5	<0.5	<0.5	<0.5	<0.5	<1	**0.61**	<1	<0.5	<0.5	<0.5	**0.65**	<0.5	<2	<0.5	<2	<0.5	<2	<0.5	<0.5	<0.5	<0.5	<0.5	<1	<0.5	<0.5	<1	<1.5	<1	<0.5	<50	<50	<50	<50
92553065	MW-45_20210802	MW-45	08/02/2021	<5	<0.5	<0.5	<0.5	<0.5	<0.5	<1	**0.43J**	<1	<0.5	<0.5	<0.5	**0.84**	<0.5	<2	<0.5	<2	<0.5	<2	<0.5	<0.5	<0.5	<0.5	<0.5	<1	<0.5	<0.5	<1	<1.5	<1	<0.5	<50	<50	<50	<50
92558446	MW-45_20210830	MW-45	08/30/2021	<5	<0.5	<0.5	<0.5	<0.5	<0.5	<1	<0.5	<1	<0.5	<0.5	<0.5	**0.68**	<0.5	<2	<0.5	<2	<0.5	<2	<0.5	<0.5	<0.5	<0.5	<0.5	<1	<0.5	<0.5	<1	<1	<1	<0.5	<50	<50	<50	<50
92564488	MW-45_20211001	MW-45	10/01/2021	**10.8**	<0.5	<0.5	<0.5	<0.5	<0.5	<0.5	**0.21J**	<0.60	<0.5	<0.5	<0.5	**0.2J**	<0.5	<0.6	<0.5	<5	<0.5	<0.5	<0.5	<0.5	<0.5	<0.5	<0.5	<0.5	<0.5	<0.5	<0.5	<1.5	<1	<0.5	<100	<100	<100	NA
92569882	MW-45_20211101	MW-45	11/01/2021	**5.1**	<0.5	<0.5	<0.5	<0.5	<0.5	<1	<0.5	<1	<0.5	<0.5	<0.5	<0.5	<0.5	<2	<0.5	<2	<0.5	<2	<0.5	<0.5	<0.5	<0.5	<0.5	<1	<0.5	<0.5	<1	<1.5	<1	<0.5	<50	<50	<50	<50
92574905	MW-45_20211130	MW-45	11/30/2021	<5	<0.5	<0.5	<0.5	<0.5	<0.5	<1	<0.5	<1	<0.5	<0.5	<0.5	<0.5	<0.5	<2	<0.5	<2	<0.5	<2	<0.5	<0.5	<0.5	<0.5	<0.5	<1	<0.5	<0.5	<1	<1.5	<1	<0.5	<50	<50	<50	<50
92580645 92580644	MW-45_20220103	MW-45	01/03/2022	<5	<0.5	<0.5	<0.5	<0.5	<0.5	<1	<0.5	<1	<0.5	<0.5	<0.5	<0.5	<0.5	<2	<0.5	<2	<0.5	<2	<0.5	<0.5	<0.5	<0.5	<0.5	<1	<0.5	<0.5	<1	<1.5	<1	<0.5	<50	<50	<50	<50
92585316	MW-45_20220131	MW-45	01/31/2022	<5	<0.5	<0.5	<0.5	<0.5	<0.5	<1	<0.5	<1	<0.5	<0.5	<0.5	<0.5	<0.5	<2	<0.5	<2	<0.5	<2	<0.5	<0.5	<0.5	<0.5	<0.5	<1	<0.5	<0.5	<1	<1.5	<1	<0.5	<50	<50	<50	<50
92495627	MW-46_20200915	MW-46	09/15/2020	<5	**1.6**	<0.5	**2.5**	<0.5	<0.5	<1	**26.2**	<1	<0.5	**0.58**	<0.5	<0.5	**3.1**	<2	<0.5	<2	<0.5	<2	<0.5	<0.5	<0.5	**17.3**	<0.5	<1	**3.7**	**0.83**	<1	**22.1**	**15.5**	**6.6**	<100	<100	<100	**114**
92501345	MW-46_20201020	MW-46	10/20/2020	<5	<0.5	<0.5	<0.5	<0.5	<0.5	<1	**17.6**	<1	<0.5	<0.5	<0.5	<0.5	**0.52**	<2	<0.5	<2	<0.5	<2	<0.5	<0.5	<0.5	**1.2**	<0.5	<1	**1.4**	<0.5	<1	**4.9**	**3.6**	**1.3**	<100	<100	<100	<100
92509251	MW-46_20201202	MW-46	12/02/2020	<5	<0.5	<0.5	<0.5	<0.5	<0.5	<1	**10.9**	<1	<0.5	<0.5	<0.5	<0.5	<0.5	<2	<0.5	<2	<0.5	<2	<0.5	<0.5	<0.5	<0.5	<0.5	<1	<0.5	<0.5	<1	<1.5	<1	<0.5	<100	<100	<100	<100
92515216	MW-46_20210106	MW-46	01/06/2021	**13.3**	<0.5	<0.5	<0.5	<0.5	<0.5	<1	**5.2**	<1	<0.5	<0.5	<0.5	<0.5	<0.5	<2	<0.5	<2	<0.5	<2	<0.5	<0.5	<0.5	<0.5	<0.5	<1	<0.5	<0.5	<1	<1.5	<1	<0.5	<100	<100	<100	<100
92521851	MW-46_20210211	MW-46	02/11/2021	<5	**0.74**	<0.5	<0.5	<0.5	<0.5	<1	**2.4**	<1	<0.5	<0.5	<0.5	<0.5	<0.5	<2	<0.5	<2	<0.5	<2	<0.5	<0.5	<0.5	**0.7**	<0.5	<1	<0.5	<0.5	<1	**2.17**	**1.3**	**0.87**	<100	<100	<100	**118**
92531580	MW-46_20210406	MW-46	04/06/2021	<5	<0.5	<0.5	<0.5	<0.5	<0.5	<1	**1.6**	<1	<0.5	<0.5	<0.5	<0.5	<0.5	<2	<0.5	<2	<0.5	<2	<0.5	<0.5	<0.5	<0.5	<0.5	<1	<0.5	<0.5	<1	<1.5	<1	<0.5	<50	<50	<50	<50
92536428	MW-46_20210503	MW-46	05/03/2021	<5	<0.5	<0.5	<0.5	<0.5	<0.5	<1	**1.5**	<1	<0.5	<0.5	<0.5	<0.5	<0.5	<2	<0.5	<2	<0.5	<2	<0.5	<0.5	<0.5	<0.5	<0.5	<1	<0.5	<0.5	<1	<1.5	<1	<0.5	<50	<50	<50	<50
92541703	MW-46_20210601	MW-46	06/01/2021	<5	<0.5	<0.5	<0.5	<0.5	<0.5	<1	**1.8**	<1	<0.5	<0.5	<0.5	<0.5	<0.5	<2	<0.5	<2	<0.5	<2	<0.5	<0.5	<0.5	<0.5	<0.5	<1	<0.5	<0.5	<1	<1.5	<1	<0.5	<50	<50	<50	<50
92548169	MW-46_20210706	MW-46	07/06/2021	<5	<0.5	<0.5	<0.5	<0.5	<0.5	<1	**0.55**	<1	<0.5	<0.5	<0.5	<0.5	<0.5	<2	<0.5	<2	<0.5	<2	<0.5	<0.5	<0.5	<0.5	<0.5	<1	<0.5	<0.5	<1	<1.5	<1	<0.5	<50	<50	<50	<50
92553185	MW-46_20210803	MW-46	08/03/2021	<5	<0.5	<0.5	<0.5	<0.5	<0.5	<1	**0.64**	<1	<0.5	<0.5	<0.5	<0.5	<0.5	<2	<0.5	<2	<0.5	<2	<0.5	<0.5	<0.5	<0.5	<0.5	<1	<0.5	<0.5	<1	<1.5	<1	<0.5	<50	<50	<50	<50
92558740	MW-46_20210831	MW-46	08/31/2021	<5	<0.5	<0.5	<0.5	<0.5	<0.5	<1	<0.5	<1	<0.5	<0.5	<0.5	<0.5	<0.5	<2	<0.5	<2	<0.5	<2	<0.5	<0.5	<0.5	<0.5	<0.5	<1	<0.5	<0.5	<1	<1.5	<1	<0.5	<50	<50	<50	<50
92564678	MW-46_20211004	MW-46	10/04/2021	<5.0	<0.5	<0.5	<0.5	<0.5	<0.5	<0.5	<0.5	<0.6	<0.5	<0.5	<0.5	<0.5	<0.5	<0.6	<0.5	<5	<0.5	<0.5	<0.5	<0.5	<0.5	**0.29J**	<0.5	<0.5	<0.5	<0.5	<0.5	**0.47J**	**0.26J**	**0.21J**	<100	<100	<100	NA
92570178	MW-46_20211102	MW-46	11/02/2021	<5	<0.5	<0.5	<0.5	<0.5	<0.5	<1	<0.5	<1	<0.5	<0.5	<0.5	<0.5	<0.5	<2	<0.5	<2	<0.5	<2	<0.5	<0.5	<0.5	<0.5	<0.5	<1	<0.5	<0.5	<1	<1.5	<1	<0.5	<50	<50	<50	<50
92574905	MW-46_20211130	MW-46	11/30/2021	<5	<0.5	<0.5	<0.5	<0.5	<0.5	<1	<0.5	<1	<0.5	<0.5	<0.5	<0.5	<0.5	<2	<0.5	<2	<0.5	<2	<0.5	<0.5	<0.5	**0.87J**	<0.5	<1	<0.5	<0.5	<1	**0.42J**	<1	**0.42J**	<50	<50	<50	<50
92580901 92580902	MW-46_20220104	MW-46	01/04/2022	**0.21J**	<0.5	<0.5	<0.5	<0.5	<0.5	<1	<0.5	<1	<0.5	<0.5	<0.5	<0.5	<0.5	<2	<0.5	<2	<0.5	<2	<0.5	<0.5	<0.5	<0.5	<0.5	<1	<0.5	<0.5	<1	<1.5	<1	<0.5	<50	<50	<50	<50
92585560	MW-46_20220201	MW-46	02/01/2022	<5	<0.5	<0.5	<0.5	<0.5	<0.5	<1	<0.5	<1	<0.5	<0.5	<0.5	<0.5	<0.5	<2	<0.5	<2	<0.5	<2	<0.5	<0.5	<0.5	**0.52**	<0.5	<1	<0.5	**0.61**	<1	**4.6**	**1.2**	**3.4**	<50	<50	<50	<50
92495627	MW-47_20200915	MW-47	09/15/2020	**6.3**	<0.5	<0.5	**2**	<0.5	<0.5	<1	**16.5**	<1	<0.5	<0.5	<0.5	<0.5	**1.4**	<2	<0.5	<2	<0.5	<2	<0.5	<0.5	<0.5	**6.3**	<0.5	<1	**1.5**	<0.5	<1	**7.6**	**5.2**	**2.4**	<100	<100	<100	<100
92496397	MW-48_20200918	MW-48	09/18/2020	**9.6**	**1.2**	<0.5	<0.5	<0.5	<0.5	<1	<0.5	<1	<0.5	<0.5	<0.5	<0.5	<0.5	<2	<0.5	<2	<0.5	<2	<0.5	<0.5	<0.5	<0.5	<0.5	<1	<0.5	<0.5	<1	<1.5	<1	<0.5	<100	<100	<100	<100
92501860	MW-48_20201022	MW-48	10/22/2020	**19.8**	**40.4**	<0.5	<0.5	<0.5	<0.5	<1	<0.5	<1	<0.5	<0.5	<0.5	**19**	**4.1**	<2	<0.5	<2	<0.5	<2	<0.5	<0.5	<0.5	**63.3**	<0.5	<1	**1.7**	<0.5	<1	**19.9**	**12**	**7.9**	**1,270**	<100	<100	**1,300**
92501860	DUP-2-20201022	MW-48	10/22/2020	**27.4**	**37.1**	<0.5	<0.5	<0.5	<0.5	<1	<0.5	<1	<0.5	<0.5	<0.5	**17.2**	**3.6**	<2	<0.5	<2	**5.8**	<2	<0.5	<0.5	<0.5	**58.7**	<0.5	<1	**1.5**	<0.5	<1	**17.6**	**10.7**	**6.9**	**1,030**	<100	<100	**1,060**
92496817	MW-49_20200922	MW-49	09/22/2020	**5.5**	<0.5	<0.5	**1**	<0.5	<0.5	<1	**11.7**	<1	<0.5	<0.5	<0.5	<0.5	<0.5	<2	<0.5	<2	<0.5	<2	<0.5	<0.5	<0.5	**1.1**	<0.5	<1	<0.5	<0.5	<1	**2.7**	**1.6**	**1.1**	<100	<100	<100	<100
92499587	MW-49_20201007	MW-49	10/07/2020	<5	**0.61**	<0.5	<0.5	<0.5	<0.5	<1	**2.2**	<1	<0.5	<0.5	<0.5	<0.5	<0.5	<2	<0.5	<2	<0.5	<2	<0.5	<0.5	<0.5	<0.5	<0.5	<1	<0.5	<0.5	<1	<1.5	<1	<0.5	<100	<100	<100	<100
92501345	MW-49_20201020	MW-49	10/20/2020	**34.4**	<0.5	<0.5	<0.5	<0.5	<0.5	<1	**1.6**	<1	<0.5	<0.5	<0.5	**0.65**	<0.5	<2	<0.5	<2	<0.5	<2	<0.5	<0.5	<0.5	<0.5	<0.5	<1	<0.5	<0.5	<1	<1.5	<1	<0.5	<100	<100	<100	<100
92509251	MW-49_20201202	MW-49	12/02/2020	**16.2**	<0.5	<0.5	<0.5	<0.5	<0.5	<1	<0.5	<1	<0.5	<0.5	<0.5	**3.4**	<0.5	<2	<0.5	<2	**1.4**	<2	<0.5	<0.5	<0.5	<0.5	<0.5	<1	<0.5	<0.5	<1	<1.5	<1	<0.5	<100	<100	<100	<100
92515548	MW-49_20210107	MW-49	01/07/2021	**31**	<0.5	<0.5	<0.5	<0.5	<0.5	<1	<0.5	<1	<0.5	<0.5	<0.5	**7**	<0.5	<2	<0.5	<2	**2.9**	<2	<0.5	<0.5	<0.5	<0.5	<0.5	<1	<0.5	<0.5	<1	<1.5	<1	<0.5	<100	<100	<100	<100
92522126	MW-49_20210212	MW-49	02/12/2021	<5	<0.5	<0.5	<0.5	<0.5	<0.5	<1	<0.5	<1	<0.5	<0.5	<0.5	**8.3**	<0.5	<2	<0.5	<2	**4.1**	<2	<0.5	<0.5	<0.5	<0.5	<0.5	<1	<0.5	<0.5	<1	<1.5	<1	<0.5	<100	<100	<100	<100
92527474	MW-49_20210312	MW-49	03/12/2021	**20.2**	<0.5	<0.5	<0.5	<0.5	<0.5	<1	<0.5	<1	<0.5	<0.5	<0.5	**3.4**	<0.5	<2	<0.5	<2	**1.5**	<2	<0.5	<0.5	<0.5	<0.5	<0.5	<1	<0.5	<0.5	<1	<1.5	<1	<0.5	<50	<50	<50	<50
92531580	MW-49_20210406	MW-49	04/06/2021	<5	<0.5	<0.5	<0.5	<0.5	<0.5	<1	<0.5	<1	<0.5	<0.5	<0.5	**1.3**	<0.5	<2	<0.5	<2	**0.58**	<2	<0.5	<0.5	<0.5	<0.5	<0.5	<1	<0.5	<0.5	<1	<1.5	<1	<0.5	<50	<50	<50	<50
92536726	MW-49_20210504	MW-49	05/04/2021	<5	<0.5	<0.5	<0.5	<0.5	<0.5	<1	**0.69**	<1	<0.5	<0.5	<0.5	**0.99**	<0.5	<2	<0.5	<2	<0.5	<2	<0.5	<0.5	<0.5	<0.5	<0.5	<1	<0.5	<0.5	<1	<1.5	<1	<0.5	<50	<50	<50	<50
92541991	MW-49_20210602	MW-49	06/02/2021	<5	<0.5	<0.5	<0.5	<0.5	<0.5	<1	**0.66**	<1	<0.5	<0.5	<0.5	<0.5	<0.5	<2	<0.5	<2	<0.5	<2	<0.5	<0.5	<0.5	<0.5	<0.5	<1	<0.5	<0.5	<1	<1.5	<1	<0.5	<50	<50	<50	<50
92547899	MW-49_20210706	MW-49	07/06/2021	<5	<0.5	<0.5	<0.5	<0.5	<0.5	<1	**0.44J**	<1	<0.5	<0.5	<0.5	<0.5	<0.5	<2	<0.5	<2	<0.5	<2	<0.5	<0.5	<0.5	<0.5	<0.5	<1	<0.5	<0.5	<1	<1.5	<1	<0.5	<50	<50	<50	<50
92553065	MW-49_20210802	MW-49	08/02/2021	<5	<0.5	<0.5	<0.5	<0.5	<0.5	<1	**0.46J**	<1	<0.5	<0.5	<0.5	<0.5	<0.5	<2	<0.5	<2	<0.5	<2	<0.5	<0.5	<0.5	<0.5	<0.5	<1	<0.5	<0.5	<1	<1.5	<1	<0.5	<50	<50	<50	<50
92558446	MW-49_20210830	MW-49	08/30/2021	<5	<0.5	<0.5	<0.5	<0.5	<0.5	<1	<0.5	<1	<0.5	<0.5	<0.5	<0.5	<0.5	<2	<0.5	<2	<0.5	<2	<0.5	<0.5	<0.5	<0.5	<0.5	<1	<0.5	<0.5	<1	<1	<1	<0.5	<50	<50	<50	<50
92564488	MW-49_20211001	MW-49	10/01/2021	**4.8J**	**0.19J**	<0.5	<0.5	<0.5	<0.5	<0.5	**0.43J**	<0.60	<0.5	<0.5	<0.5	<0.5	<0.5	<0.6	<0.5	<5	<0.5	<0.5	<0.5	<0.5	<0.5	**0.48J**	<0.5	<0.5	<0.5	<0.5	<0.5	**0.58J**	**0.39J**	**0.19J**	<100	<100	<100	NA
92569882	MW-49_20211101	MW-49	11/01/2021	<5	<0.5	<0.5	<0.5	<0.5	<0.5	<1	<0.5	<1	<0.5	<0.5	<0.5	<0.5	<0.5	<2	<0.5	<2	<0.5	<2	<0.5	<0.5	<0.5	<0.5	<0.5	<1	<0.5	<0.5	<1	<1.5	<1	<0.5	<50	<50	<50	<50
92574905	MW-49_20211130	MW-49	11/30/2021	<5	<0.5	<0.5	<0.5	<0.5	<0.5	<1	**0.36J**	<1	<0.5	<0.5	<0.5	<0.5	<0.5	<2	<0.5	<2	<0.5	<2	<0.5	<0.5	<0.5	<0.5	<0.5	<1	<0.5	<0.5	<1	<1.5	<1	<0.5	<50	<50	<50	<50

Table 5A
Summary of Monitoring Well Sampling Results

Colonial Pipeline Company
2020-L1-SR2448
Huntersville, North Carolina

Lab Report Number	Sample ID	Well ID	Sample Date	Metals (µg/L)	VOCs (µg/L)																												MADEP VPH (µg/L)			
				Lead	Benzene	Bromochloromethane	Bromodichloromethane	n-Butylbenzene	sec-Butylbenzene	Chloroethane	Chloroform	Chloromethane	2-Chlorotoluene	Dibromochloromethane	1,2-Dichloroethane	Diisopropyl ether	Ethylbenzene	Hexachloro-1,3-butadiene	Isopropylbenzene (Cumene)	Methylene Chloride	Methyl-tert-butyl ether	Naphthalene	n-Propylbenzene	Styrene	Tetrachloroethene	Toluene	Trichloroethene	Trichlorofluoromethane	1,2,4-Trimethylbenzene	1,3,5-Trimethylbenzene	Vinyl chloride	Xylene (Total)	m&p-Xylene	o-Xylene	C5 - C8 Aliphatics	C9 - C12 Aliphatics	C9 - C10 Aromatics	VPH (Total)
NCAC 2L Standards				**15**	**1**	**NE**	**0.6**	**70**	**70**	**3000**	**70**	**3**	**100**	**0.4**	**0.4**	**70**	**600**	**0.4**	**70**	**5**	**20**	**6**	**70**	**70**	**0.7**	**600**	**3**	**2000**	**400**	**400**	**0.03**	**500**	**500**	**500**	**400**	**700**	**200**	**NE**
IMAC Standards				--	--	--	--	--	--	--	--	--	--	--	--	--	--	--	--	--	--	--	--	--	--	--	--	--	--	--	--	--	--	--	--	--	--
92580645 92580644	MW-49_20220103	MW-49	01/03/2022	<5	<0.5	<0.5	<0.5	<0.5	<0.5	<1	<0.5	<1	<0.5	<0.5	<0.5	<0.5	<0.5	<2	<0.5	<2	<0.5	<2	<0.5	<2	<0.5	<0.5	<0.5	<0.5	<0.5	<1	<0.5	<0.5	<1	<1.5	<1	<0.5	<50	<50	<50	<50
92585899	MW-49_20220202	MW-49	02/02/2022	<5	<0.5	<0.5	<0.5	<0.5	<0.5	<1	<0.5	<1	<0.5	<0.5	<0.5	**0.81**	<0.5	<2	<0.5	<2	<0.5	<2	<0.5	<2	<0.5	<0.5	<0.5	<0.5	<0.5	<1	<0.5	<0.5	<1	<1.5	<1	<0.5	<50	<50	<50	<50
92497017	MW-50_20200922	MW-50	09/22/2020	**6.7**	**205**	<2	<2	<2	<2	<4	**5.9**	<4	<2	<2	<2	**37.2**	**20.2**	<8	<2	<8	**24.3**	<8	<2	<2	<2	**375**	<2	<4	**11**	<2	<4	**131.5**	**77.3**	**54.2**	**1,570**	**284**	<100	**1,930**
92501345	MW-50_20201020	MW-50	10/20/2020	**19.2**	**1,370**	<6.2	<6.2	<6.2	<6.2	<12.5	<6.2	<12.5	<6.2	<6.2	<6.2	**208**	**144**	<25	<6.2	**35.8**	**138**	<25	<6.2	<6.2	<6.2	**1,980**	<6.2	<12.5	**89.2**	<6.2	<12.5	**947**	**611**	**336**	**7,750**	**1,990**	**398**	**10,100**
92509251	MW-50_20201202	MW-50	12/02/2020	<5	**3,730**	<10	<10	<10	<10	<20	<10	<20	<10	<10	<10	**482**	**406**	<40	**10.3**	<40	**287**	**68.3**	<10	<10	<10	**3,760**	<10	<20	**270**	<10	<20	**2,912**	**1,950**	**962**	**18,700**	**5,620**	**934**	**6,550**
92515216	MW-50_20210106	MW-50	01/06/2021	**18.2**	**4,670**	<25	<25	<25	<25	<50	<25	<50	<25	<25	<25	**587**	**552**	<100	<25	<100	**392**	**111**	<25	<25	<25	**6,590**	<25	<50	**450**	<25	<50	**3,690**	**2,460**	**1,230**	**25,900**	**8,140**	**1,210**	**35,300**
92522126	MW-50_20210212	MW-50	02/12/2021	<5	**996**	<5	<5	<5	<5	<10	<5	<10	<5	<5	<5	**161**	**37.5**	<20	<5	<20	**116**	**54**	<5	<5	<5	**467**	<5	<10	**127**	<5	<10	**1,080**	**713**	**367**	**5,030**	**2,420**	<1000	**8,160**
92527474	MW-50_20210312	MW-50	03/12/2021	**5.8**	**844**	<2.5	<2.5	<2.5	<2.5	<5	<2.5	<5	<2.5	<2.5	<2.5	**113**	**43**	<10	**2.7**	<10	**59.6**	**45.8**	<2.5	<2.5	<2.5	**647**	<2.5	<5	**125**	<2.5	<5	**1,149**	**750**	**399**	**7,570**	**2,460**	**339**	**2,120**
92531580	MW-50_20210406	MW-50	04/06/2021	<5	**701**	<2.5	<2.5	<2.5	<2.5	<5	<2.5	<5	<2.5	<2.5	<2.5	**114**	**4.0**	<10	<2.5	<10	**46.9**	**14.1**	<2.5	<2.5	<2.5	**290**	<2.5	<5	**89.2**	<2.5	<5	**885**	**563**	**322**	**6,130**	**2,170**	**263**	**8,303**
92536428	MW-50_20210503	MW-50	05/03/2021	<5	**1,250**	<5	<5	<5	<5	<10	<5	<10	<5	<5	<5	**137**	**57.1**	<20	<5	**44.2**	**38.1**	**32**	<5	<5	<5	**1,310**	<5	<10	**171**	<5	<10	**1,536**	**1,010**	**526**	**13,500**	**4,060**	**491**	**17,500**
92541703	MW-50_20210601	MW-50	06/01/2021	<5	**349**	<2	<2	<2	<2	<4	<2	<4	<2	<2	<2	**36.3**	**12.6**	<8	<2	<8	**11.4**	**22**	<2	<2	<2	**385**	<2	<4	**103**	<2	<4	**881**	**568**	**313**	**4,590**	**2,200**	**327**	**6,800**
92547899	MW-50_20210706	MW-50	07/06/2021	<5	**343**	<2	<2	<2	<2	<4	<2	<4	<2	<2	<2	**18.8**	**31.5**	<8	**5.1**	<8	**4.6**	**27.5**	**8.0**	<2	<2	**286**	<2	<4	**126**	**32.5**	<4	**1,043**	**662**	**381**	**5,210**	**2,550**	**421**	**8,180**
92553185	MW-50_20210803	MW-50	08/03/2021	<5	**193**	<1	<1	<1	<1	<2	<1	<2	<1	<1	<1	**11.2**	**18.3**	<4	**2**	<4	**2.6**	**9.1**	<1	<1	<1	**218**	<1	<2	**43.6**	<1	<2	**438**	**273**	**165**	**4,260**	**1,120**	**178**	**5,550**
92558740	MW-50_20210831	MW-50	08/31/2021	<5	**70.5**	<0.5	<0.5	<0.5	<0.5	<1	<0.5	<1	<0.5	<0.5	<0.5	**5.8**	**13.2**	<2	**1.1**	<2	**1.4**	**5.4**	**2.1**	<0.5	<0.5	**170**	<0.5	<1	**25.1**	**6.8**	<1	**222**	**136**	**85.8**	**1,720**	**517**	**80.3**	**2,320**
92564678	MW-50_20211004	MW-50	10/04/2021	<5.0	**62**	<1	<1	<1	<1	<1	<1	<1.2	<1	<1	<1	**15**	**10**	<1.2	**0.34J**	<10	**1.4**	**2.4**	**0.48J**	<1	<1	**100**	<1	<1	**11**	**4.3**	<1	**178**	**95**	**83**	**590**	<200	<200	NA
92570178	MW-50_20211102	MW-50	11/02/2021	<5	**234**	<1.2	<1.2	<1.2	<1.2	<2.5	<1.2	<2.5	<1.2	<1.2	<1.2	**16.9**	**20.7**	<5	**1.5**	<5	**1.4**	**12.0**	**2.4**	<1.2	<1.2	**259**	<1.2	<2.5	**44.5**	**13.8**	<2.5	**477**	**276**	**201**	**3,260**	**1,090**	**174**	**4,520**
92570178	DUP-1-20211102	MW-50	11/02/2021	<5	**235**	<1.2	<1.2	<1.2	<1.2	<2.5	<1.2	<2.5	<1.2	<1.2	<1.2	**17.2**	**22.0**	<5	**1.6**	<5	**1.3**	**13.4**	**2.5**	<1.2	<1.2	**270**	<1.2	<2.5	**47.6**	**14.4**	<2.5	**494**	**287**	**207**	**3,720**	**1,150**	**187**	**5,060**
92574905	MW-50_20211130	MW-50	11/30/2021	<5	**812**	<5	<5	<5	<5	<10	<5	**10J**	<5	<5	<5	**26**	**57.5**	<20	**6.2**	<20	<5	**38**	<5	<5	<5	**1,460**	<5	<10	**147**	<5	<10	**1,467**	**909**	**558**	**10,500**	**2,480**	**404**	**13,400**
92574905	DUP-2-20211130	MW-50	11/30/2021	<5	**774**	<5	<5	<5	<5	<10	<5	**9.6J**	<5	<5	<5	**25.6**	**50**	<20	**6.2**	<20	<5	**38.1**	<5	<5	<5	**1,270**	<5	<10	**140**	<5	<10	**1,366**	**835**	**531**	**11,200**	**2,620**	**418**	**14,300**
92580645 92580644	MW-50_20220103	MW-50	01/03/2022	**0.19J**	**883**	<5	<5	<5	<5	<10	<5	<10	<5	<5	<5	**33.5**	**48.9**	<20	**4.2J**	<20	<5	**32.7**	**9.1**	<5	<5	**1,380**	<5	<10	**131**	**34.6**	<10	**1,413**	**853**	**560**	**10,500**	**2,240**	**298**	**13,000**
92585316	MW-50_20220131	MW-50	01/31/2022	<5	**901**	<5	<5	<5	<5	<10	<5	<10	<5	<5	<5	**35.2**	**54.7**	<20	**3.7J**	**21.9**	<5	**61.6**	**8.5**	<5	<5	**1,550**	<5	<10	**140**	**38.8**	<10	**1,300**	**778**	**522**	**15,300**	**2,340**	**465**	**18,100**
92496817	MW-51_20200922	MW-51	09/22/2020	<5	**1.4**	<0.5	**3.8**	<0.5	<0.5	<1	**26.1**	<1	<0.5	**1.3**	<0.5	<0.5	**0.84**	<2	<0.5	<2	<0.5	<2	<0.5	<0.5	<0.5	**6.9**	<0.5	<1	**0.78**	<0.5	<1	**9.3**	**3.6**	**5.7**	<100	<100	<100	<100
92499587	MW-51_20201007	MW-51	10/07/2020	<5	**1.4**	<0.5	**1.6**	<0.5	<0.5	<1	**19.3**	<1	<0.5	<0.5	<0.5	<0.5	**0.71**	<2	<0.5	<2	<0.5	<2	<0.5	<0.5	<0.5	**4.2**	<0.5	<1	**0.6**	<0.5	<1	**4.5**	**2.5**	**2**	<100	<100	<100	<100
92499587	Dup-1-20201007	MW-51	10/07/2020	<5	**1.6**	<0.5	**1.6**	<0.5	<0.5	<1	**19.2**	<1	<0.5	<0.5	<0.5	<0.5	**0.72**	<2	<0.5	<2	<0.5	<2	<0.5	<0.5	<0.5	**4.8**	<0.5	<1	**0.7**	<0.5	<1	**4.8**	**2.6**	**2.2**	<100	<100	<100	<100
92501615	MW-51_20201021	MW-51	10/21/2020	**5.1**	**0.52**	<0.5	**0.95**	<0.5	<0.5	<1	**13.4**	<1	<0.5	<0.5	<0.5	<0.5	<0.5	<2	<0.5	<2	<0.5	<2	<0.5	<0.5	<0.5	<0.5	<0.5	<1	<0.5	<0.5	<1	<1.5	<1	<0.5	<100	<100	<100	<100
92501615	DUP-1-20201021	MW-51	10/21/2020	<5	**0.5**	<0.5	**0.92**	<0.5	<0.5	<1	**13**	<1	<0.5	<0.5	<0.5	<0.5	<0.5	<2	<0.5	<2	<0.5	<2	<0.5	<0.5	<0.5	<0.5	<0.5	<1	<0.5	<0.5	<1	<1.5	<1	<0.5	<100	<100	<100	<100
92509251	MW-51_20201202	MW-51	12/02/2020	<5	<0.5	<0.5	**0.55**	<0.5	<0.5	<1	**6.5**	<1	<0.5	<0.5	<0.5	<0.5	<0.5	<2	<0.5	<2	<0.5	<2	<0.5	<0.5	<0.5	<0.5	<0.5	<1	<0.5	<0.5	<1	<1.5	<1	<0.5	<100	<100	<100	<100
92514892	MW-51_20210105	MW-51	01/05/2021	**141**	<0.5	<0.5	<0.5	<0.5	<0.5	<1	**5.3**	<1	<0.5	<0.5	<0.5	<0.5	<0.5	<2	<0.5	<2	<0.5	<2	<0.5	<0.5	<0.5	<0.5	<0.5	<1	<0.5	<0.5	<1	<1.5	<1	<0.5	<100	<100	<100	<100
92522126	MW-51_20210212	MW-51	02/12/2021	<5	<0.5	<0.5	<0.5	<0.5	<0.5	<1	**2.6**	<1	<0.5	<0.5	<0.5	<0.5	<0.5	<2	<0.5	<2	<0.5	<2	<0.5	<0.5	<0.5	<0.5	<0.5	<1	<0.5	<0.5	<1	<1.5	<1	<0.5	<100	<100	<100	<100
92527474	MW-51_20210312	MW-51	03/12/2021	<5	<0.5	<0.5	<0.5	<0.5	<0.5	<1	**2.3**	<1	<0.5	<0.5	<0.5	<0.5	<0.5	<2	<0.5	<2	<0.5	<2	<0.5	<0.5	<0.5	<0.5	<0.5	<1	<0.5	<0.5	<1	<1.5	<1	<0.5	<50	<50	<50	<50
92531580	MW-51_20210406	MW-51	04/06/2021	<5	<0.5	<0.5	<0.5	<0.5	<0.5	<1	**1.6**	<1	<0.5	<0.5	<0.5	<0.5	<0.5	<2	<0.5	<2	<0.5	<2	<0.5	<0.5	<0.5	<0.5	<0.5	<1	<0.5	<0.5	<1	<1.5	<1	<0.5	<50	<50	<50	<50
92536726	MW-51_20210504	MW-51	05/04/2021	<5	<0.5	<0.5	<0.5	<0.5	<0.5	<1	**1.5**	<1	<0.5	<0.5	<0.5	<0.5	<0.5	<2	<0.5	<2	<0.5	<2	<0.5	<0.5	<0.5	<0.5	<0.5	<1	<0.5	<0.5	<1	<1.5	<1	<0.5	<50	<50	<50	<50
92541703	MW-51_20210601	MW-51	06/01/2021	<5	<0.5	<0.5	<0.5	<0.5	<0.5	<1	**1.1**	<1	<0.5	<0.5	<0.5	<0.5	<0.5	<2	<0.5	<2	<0.5	<2	<0.5	<0.5	<0.5	<0.5	<0.5	<1	<0.5	<0.5	<1	<1.5	<1	<0.5	<50	<50	<50	<50
92547899	MW-51_20210706	MW-51	07/06/2021	<5	<0.5	<0.5	<0.5	<0.5	<0.5	<1	**0.90**	<1	<0.5	<0.5	<0.5	<0.5	<0.5	<2	<0.5	<2	<0.5	<2	<0.5	<0.5	<0.5	<0.5	<0.5	<1	<0.5	<0.5	<1	<1.5	<1	<0.5	<50	<50	<50	<50
92553065	MW-51_20210802	MW-51	08/02/2021	<5	<0.5	<0.5	<0.5	<0.5	<0.5	<1	**0.54**	<1	<0.5	<0.5	<0.5	<0.5	<0.5	<2	<0.5	<2	<0.5	<2	<0.5	<0.5	<0.5	<0.5	<0.5	<1	<0.5	<0.5	<1	<1.5	<1	<0.5	<50	<50	<50	<50
92553065	DUP-2-20210802	MW-51	08/02/2021	<5	<0.5	<0.5	<0.5	<0.5	<0.5	<1	**0.51**	<1	<0.5	<0.5	<0.5	<0.5	<0.5	<2	<0.5	<2	<0.5	<2	<0.5	<0.5	<0.5	<0.5	<0.5	<1	<0.5	<0.5	<1	<1.5	<1	<0.5	<50	<50	<50	<50
92558446	MW-51_20210830	MW-51	08/30/2021	<5	<0.5	<0.5	<0.5	<0.5	<0.5	<1	<0.5	<1	<0.5	<0.5	<0.5	<0.5	<0.5	<2	<0.5	<2	<0.5	<2	<0.5	<0.5	<0.5	<0.5	<0.5	<1	<0.5	<0.5	<1	<1	<1	<0.5	<50	<50	<50	<50
92558446	DUP-1-20210830	MW-51	08/30/2021	<5	<0.5	<0.5	<0.5	<0.5	<0.5	<1	<0.5	<1	<0.5	<0.5	<0.5	<0.5	<0.5	<2	<0.5	<2	<0.5	<2	<0.5	<0.5	<0.5	<0.5	<0.5	<1	<0.5	<0.5	<1	<1	<1	<0.5	<50	<50	<50	<50
92564488	MW-51_20211001	MW-51	10/01/2021	<5.0	<0.5	<0.5	<0.5	<0.5	<0.5	<0.5	<0.5	<0.60	<0.5	<0.5	<0.5	<0.5	<0.5	<0.6	<0.5	<5	<0.5	<0.5	<0.5	<0.5	<0.5	<0.5	<0.5	<0.5	<0.5	<0.5	<0.5	<0.5	<1.5	<1	<0.5	<100	<100	<100	NA
92569882	MW-51_20211101	MW-51	11/01/2021	**5.1**	<0.5	<0.5	<0.5	<0.5	<0.5	<1	<0.5	<1	<0.5	<0.5	<0.5	<0.5	<0.5	<2	<0.5	<2	<0.5	<2	<0.5	<0.5	<0.5	<0.5	<0.5	<1	<0.5	<0.5	<1	<1.5	<1	<0.5	<50	<50	<50	<50
92574905	MW-51_20211130	MW-51	11/30/2021	**13.4**	<0.5	<0.5	<0.5	<0.5	<0.5	<1	<0.5	<1	<0.5	<0.5	<0.5	<0.5	<0.5	<2	<0.5	<2	<0.5	<2	<0.5	<0.5	<0.5	<0.5	<0.5	<1	<0.5	<0.5	<1	<1.5	<1	<0.5	<50	<50	<50	<50
92580645 92580644	MW-51_20220103	MW-51	01/03/2022	**2.3J**	<0.5	<0.5	<0.5	<0.5	<0.5	<1	<0.5	<1	<0.5	<0.5	<0.5	<0.5	<0.5	<2	<0.5	<2	<0.5	<2	<0.5	<0.5	<0.5	<0.5	<0.5	<1	<0.5	<0.5	<1	<1.5	<1	<0.5	<50	<50	<50	<50
92580645 92580644	DUP-2-20220103	MW-51	01/03/2022	**1.9J**	<0.5	<0.5	<0.5	<0.5	<0.5	<1	<0.5	<1	<0.5	<0.5	<0.5	<0.5	<0.5	<2	<0.5	<2	<0.5	<2	<0.5	<0.5	<0.5	<0.5	<0.5	<1	<0.5	<0.5	<1	<1.5	<1	<0.5	<50	<50	<50	<50
92585316	MW-51_20220131	MW-51	01/31/2022	<5	<0.5	<0.5	<0.5	<0.5	<0.5	<1	<0.5	<1	<0.5	<0.5	<0.5	<0.5	<0.5	<2	<0.5	<2	<0.5	<2	<0.5	<0.5	<0.5	<0.5	<0.5	<1	<0.5	<0.5	<1	<1.5	<1	<0.5	<50	<50	<50	<50
92497774	MW-52_20200928	MW-52	09/28/2020	**20.3**	**8.9**	<0.5	**0.76**	<0.5	<0.5	<1	**6.3**	<1	<0.5	<0.5	<0.5	**5.7**	**1**	<2	<0.5	<2	**1.6**	<2	<0.5	<0.5	<0.5	**19.9**	<0.5	<1	<0.5	<0.5	<1	**4.3**	**2.7**	**1.6**	<100	<100	<100	**171**
92501960	MW-52_20201023	MW-52	10/23/2020	<5	**31**	<0.5	<0.5	<0.5	<0.5	<1	**1.8**	<1	<0.5	<0.5	<0.5	**26.7**	**3.5**	<2	<0.5	<2	**7.3**	<2	<0.5	<0.5	<0.5	**80.2**	<0.5	<1	**0.59**	<0.5	<1	**13.2**	**7.2**	**6**	**281**	<100	<100	**341**
92508881	MW-52_20201201	MW-52	12/01/2020	**16.4**	**40.5**	<0.5	<0.5	<0.5	<0.5	<1	**0.53**	<1	<0.5	<0.5	<0.5	**33.3**	**4.6**	<2	<0.5	<2	**8.8**	<2	<0.5	<0.5	<0.5	**69.6**	<0.5	<1	**1.2**	<0.5	<1	**22.6**	**12.7**	**9.9**	**296**	<100	<100	**365**

Table 5A
Summary of Monitoring Well Sampling Results

Colonial Pipeline Company
2020-L1-SR2448
Huntersville, North Carolina

Lab Report Number	Sample ID	Well ID	Sample Date	Metals (µg/L)	VOCs (µg/L)																											MADEP VPH (µg/L)			
				Lead	Benzene	Bromochloromethane	Bromodichloromethane	n-Butylbenzene	sec-Butylbenzene	Chloroethane	Chloroform	Chloromethane	2-Chlorotoluene	Dibromochloromethane	1,2-Dichloroethane	Diisopropyl ether	Ethylbenzene	Hexachloro-1,3-butadiene	Isopropylbenzene (Cumene)	Methylene Chloride	Methyl-tert-butyl ether	Naphthalene	n-Propylbenzene	Styrene	Tetrachloroethene	Toluene	Trichloroethene	Trichlorofluoromethane	1,2,4-Trimethylbenzene	1,3,5-Trimethylbenzene	Vinyl chloride	Xylene (Total)	m&p-Xylene	o-Xylene	C5 - C8 Aliphatics	C9 - C12 Aliphatics	C9 - C10 Aromatics	VPH (Total)
NCAC 2L Standards				**15**	**1**	**NE**	**0.6**	**70**	**70**	**3000**	**70**	**3**	**100**	**0.4**	**0.4**	**70**	**600**	**0.4**	**70**	**5**	**20**	**6**	**70**	**70**	**0.7**	**600**	**3**	**2000**	**400**	**400**	**0.03**	**500**	**500**	**500**	**400**	**700**	**200**	**NE**
IMAC Standards				--	--	--	--	--	--	--	--	--	--	--	--	--	--	--	--	--	--	--	--	--	--	--	--	--	--	--	--	--	--	--	--	--	--
92514898	MW-52_20210105	MW-52	01/05/2021	**14.1**	**142**	<1	<1	<1	<1	<2	<1	<2	<1	<1	<1	**50.3**	**12.8**	<4	<1	<4	**13.2**	<4	<1	<1	<1	**233**	<1	<2	**7.1**	<1	<2	**79.8**	**50.2**	**29.6**	**899**	**204**	<100	**1,150**
92521871	MW-52_20210211	MW-52	02/11/2021	<5	**33.2**	<0.5	<0.5	<0.5	<0.5	<1	**0.59**	<1	<0.5	<0.5	<0.5	**29.8**	<0.5	<2	<0.5	<2	**7.7**	<2	<0.5	<0.5	<0.5	**2.9**	<0.5	<1	**1.7**	<0.5	<1	**17.2**	**8.3**	**8.9**	**227**	<100	<100	**293**
92527327	MW-52_20210311	MW-52	03/11/2021	<5	**192**	<0.5	<0.5	<0.5	<0.5	<1	<0.5	<1	<0.5	<0.5	<0.5	**55.8**	**1.9**	<2	**0.55**	<2	**13.7**	<2	<0.5	<0.5	<0.5	**36.8**	<0.5	<1	**11.1**	<0.5	<1	**108.8**	**64.8**	**44**	**1,240**	**222**	<50	**200**
92530256	MW-52_20210407	MW-52	04/07/2021	<5	**17.3**	<0.5	<0.5	<0.5	<0.5	<1	**2.7**	<1	<0.5	<0.5	<0.5	**20**	<0.5	<2	<0.5	<2	**4.4**	<2	<0.5	<0.5	<0.5	**3.5**	<0.5	<1	<0.5	<0.5	<1	**2.9**	**1.3**	**1.6**	**948**	<50	<50	**948**
92537784	MW-52_20210507	MW-52	05/07/2021	<5	**144**	<0.5	<0.5	<0.5	<0.5	<1	**1.2**	<1	<0.5	<0.5	<0.5	**26.7**	<0.5	<2	**0.43J**	<2	**3.5**	**0.88J**	<0.5	<0.5	<0.5	**23.1**	<0.5	<1	**3.1**	<0.5	<1	**52.6**	**20.4**	**32.2**	**1,090**	**133**	<50	**1,230**
92542375	MW-52_20210603	MW-52	06/03/2021	<5	**68.4**	<0.5	<0.5	<0.5	<0.5	<1	**2.4**	<1	<0.5	<0.5	<0.5	**14.2**	<0.5	<2	<0.5	<2	<0.5	<2	<0.5	<0.5	<0.5	**7.6**	<0.5	<1	**1.6**	<0.5	<1	**20.3**	**6.4**	**13.9**	**503**	<50	<50	**553**
92548787	MW-52_20210709	MW-52	07/09/2021	<5	**197**	<0.5	<0.5	<0.5	<0.5	<1	**0.92**	<1	<0.5	<0.5	<0.5	**35.7**	**0.42J**	<2	**0.57**	<2	**5.3**	**2.5**	**0.37J**	<0.5	<0.5	**8.0**	<0.5	<1	**3.1**	**1.3**	<1	**29.8**	**9.6**	**20.2**	**1,220**	**71.6**	<50	**1,310**
92554137	MW-52_20210805	MW-52	08/05/2021	<5	**476**	<2	<2	<2	<2	<4	**1.8J**	<4	<2	<2	<2	**72.2**	**3.2J**	<8	<2	<8	**10.4**	**6.8J**	<2	<2	<2	**63.4**	<2	<4	**7.9**	<2	<4	**117.9**	**41.1**	**76.8**	**4,110**	**341**	**64.8**	**4,520**
92559360	MW-52_20210902	MW-52	09/02/2021	<5	**1,080**	<5	<5	<5	<5	<10	<5	<10	<5	<5	<5	**137**	**6.8J**	<20	<5	<20	**24.8**	**21.3**	<5	<5	<5	**151**	<5	<10	<5	**10.2**	<10	**244.6**	**57.6**	**187**	**7,510**	**656**	<200	**8,260**
92564084	MW-52_20210929	MW-52	09/29/2021	<5.0	**1,100**	<12	<12	<12	<12	<12	<12	<50	<12	<12	<12	**140**	**3.2J**	<15	**4.5J**	<120	**27**	**20**	<12	<12	<12	**110**	<12	<12	<12	**8.0J**	<12	**265**	**15J**	**250**	**4,100**	<500	**510**	NA
92571040	MW-52_20211105	MW-52	11/05/2021	<5	**1,050**	<5	<5	<5	<5	<10	<5	<10	<5	<5	<5	**125**	<5	<20	<5	<20	**25.1**	**25.5**	<5	<5	<5	**68.3**	<5	<10	**23.1**	<5	<10	**269.2**	**68.2**	**201**	**6,630**	**563**	<125	**7,310**
92575770	MW-52_20211203	MW-52	12/03/2021	<5	**1,850**	<5	<5	<5	<5	<10	<5	<10	<5	<5	<5	**341**	**4.4J**	<20	**4.2J**	<20	**72.4**	**32.6**	<5	<5	<5	**215**	<5	<10	**10.1**	**11.5**	<10	**416.5**	**41.5**	**375**	**6,080**	**405**	<125	**6,550**
92575770	DUP-1-20211203	MW-52	12/03/2021	<5	**14.1**	<0.5	<0.5	<0.5	<0.5	<1	<0.5	<1	<0.5	<0.5	<0.5	**5.6**	**1.7**	<2	<0.5	<2	**2.4**	<2	<0.5	<0.5	<0.5	**23.8**	<0.5	<1	**0.88**	<0.5	<1	**10.2**	**6.7**	**3.5**	**146**	<50	<50	**170**
92583376	MW-52_20220106	MW-52	01/06/2022	<5	**501**	<2.5	<2.5	<2.5	<2.5	<5	<2.5	<5	<2.5	<2.5	<2.5	**120**	<2.5	<10	<2.5	<10	**24.2**	**3.7J**	<2.5	<2.5	<2.5	**49.7**	<2.5	<5	<2.5	**3.3**	<5	**93.8**	**13.5**	**80.3**	**4,730**	**227**	<50	**4,990**
92586178	MW-52_20220203	MW-52	02/03/2022	<5	**1,170**	<5	<5	<5	<5	<10	<5	<10	<5	<5	<5	**173**	<5	<20	<5	<20	**37.9**	**13.6J**	<5	<5	<5	**97.6**	<5	<10	**18.9**	**13.5**	<10	**282.9**	**60.9**	**222**	**13,100**	**788**	**237**	**14,100**
92499057	MW-53_20201006	MW-53	10/06/2020	**37.6**	<0.5	<0.5	**2**	<0.5	<0.5	<1	**22.9**	<1	<0.5	<0.5	<0.5	<0.5	<0.5	<2	<0.5	<2	<0.5	<2	<0.5	<0.5	<0.5	**0.72**	<0.5	<1	<0.5	<0.5	<1	<1.5	<1	<0.5	<100	<100	<100	<100
92501860	MW-53_20201022	MW-53	10/22/2020	<5	<0.5	<0.5	<0.5	<0.5	<0.5	<1	**6.4**	<1	<0.5	<0.5	<0.5	<0.5	<0.5	<2	<0.5	<2	<0.5	<2	<0.5	<0.5	<0.5	<0.5	<0.5	<1	<0.5	<0.5	<1	<1.5	<1	<0.5	<100	<100	<100	<100
92509560	MW-53_20201203	MW-53	12/03/2020	**23.6**	<0.5	<0.5	<0.5	<0.5	<0.5	<1	**2.9**	<1	<0.5	<0.5	<0.5	<0.5	<0.5	<2	<0.5	<2	<0.5	<2	<0.5	<0.5	<0.5	<0.5	<0.5	<1	<0.5	<0.5	<1	<1.5	<1	<0.5	<100	<100	<100	<100
92509560	Dup-1-20201203	MW-53	12/03/2020	**32.9**	<0.5	<0.5	<0.5	<0.5	<0.5	<1	**2.8**	<1	<0.5	<0.5	<0.5	<0.5	<0.5	<2	<0.5	<2	<0.5	<2	<0.5	<0.5	<0.5	<0.5	<0.5	<1	<0.5	<0.5	<1	<1.5	<1	<0.5	<100	<100	<100	<100
92515544	MW-53_20210107	MW-53	01/07/2021	**123**	<0.5	<0.5	<0.5	<0.5	<0.5	<1	**0.97**	<1	<0.5	<0.5	<0.5	<0.5	<0.5	<2	<0.5	<2	<0.5	<2	<0.5	<0.5	<0.5	<0.5	<0.5	<1	<0.5	<0.5	<1	<1.5	<1	<0.5	<100	<100	<100	<100
92521555	MW-53_20210210	MW-53	02/10/2021	<5	<0.5	<0.5	<0.5	<0.5	<0.5	<1	**0.61**	<1	<0.5	<0.5	<0.5	<0.5	<0.5	<2	<0.5	<2	<0.5	<2	<0.5	<0.5	<0.5	<0.5	<0.5	<1	<0.5	<0.5	<1	<1.5	<1	<0.5	<100	<100	<100	<100
92526977	MW-53_20210310	MW-53	03/10/2021	<5	<0.5	<0.5	<0.5	<0.5	<0.5	<1	**0.60**	<1	<0.5	<0.5	<0.5	<0.5	<0.5	<2	<0.5	<2	<0.5	<2	<0.5	<0.5	<0.5	<0.5	<0.5	<1	<0.5	<0.5	<1	<1.5	<1	<0.5	**1,330**	**440**	<100	**1,860**
92532417	MW-53_20210408	MW-53	04/08/2021	<5	<0.5	<0.5	<0.5	<0.5	<0.5	<1	<0.5	<1	<0.5	<0.5	<0.5	<0.5	<0.5	<2	<0.5	<2	<0.5	<2	<0.5	<0.5	<0.5	<0.5	<0.5	<1	<0.5	<0.5	<1	<1.5	<1	<0.5	<50	<50	<50	<50
92537489	MW-53_20210506	MW-53	05/06/2021	<5	<0.5	<0.5	<0.5	<0.5	<0.5	<1	**0.42J**	<1	<0.5	<0.5	<0.5	<0.5	<0.5	<2	<0.5	<2	<0.5	<2	<0.5	<0.5	<0.5	<0.5	<0.5	<1	<0.5	<0.5	<1	<1.5	<1	<0.5	<50	<50	<50	<50
92537489	DUP-1-20210506	MW-53	05/06/2021	<5	<0.5	<0.5	<0.5	<0.5	<0.5	<1	**0.43J**	<1	<0.5	<0.5	<0.5	<0.5	<0.5	<2	<0.5	<2	<0.5	<2	<0.5	<0.5	<0.5	<0.5	<0.5	<1	<0.5	<0.5	<1	<1.5	<1	<0.5	<50	<50	<50	<50
92542611	MW-53_20210604	MW-53	06/04/2021	<5	**10.7**	<0.5	<0.5	<0.5	<0.5	<1	**0.44J**	<1	<0.5	<0.5	<0.5	<0.5	**0.66**	<2	<0.5	<2	<0.5	<2	<0.5	<0.5	<0.5	**50.2**	<0.5	<1	**1.4**	<0.5	<1	**35.8**	**22.1**	**13.7**	**330**	**100**	<50	**430**
92548527	MW-53_20210708	MW-53	07/08/2021	<5	<0.5	<0.5	<0.5	<0.5	<0.5	<1	<0.5	<1	<0.5	<0.5	<0.5	<0.5	<0.5	<2	<0.5	<2	<0.5	<2	<0.5	<0.5	<0.5	<0.5	<0.5	<1	<0.5	<0.5	<1	<1.5	<1	<0.5	<50	<50	<50	<50
92554137	MW-53_20210805	MW-53	08/05/2021	<5	<0.5	<0.5	<0.5	<0.5	<0.5	<1	**0.42J**	<1	<0.5	<0.5	<0.5	<0.5	<0.5	<2	<0.5	<2	<0.5	<2	<0.5	<0.5	<0.5	<0.5	<0.5	<1	<0.5	<0.5	<1	<1.5	<1	<0.5	<50	<50	<50	<50
92554137	DUP-2-20210805	MW-53	08/05/2021	<5	<0.5	<0.5	<0.5	<0.5	<0.5	<1	<0.5	<1	<0.5	<0.5	<0.5	<0.5	<0.5	<2	<0.5	<2	<0.5	<2	<0.5	<0.5	<0.5	<0.5	<0.5	<1	<0.5	<0.5	<1	<1.5	<1	<0.5	<50	<50	<50	<50
92559360	MW-53_20210902	MW-53	09/02/2021	<5	<0.5	<0.5	<0.5	<0.5	<0.5	<1	**0.36J**	<1	<0.5	<0.5	<0.5	<0.5	<0.5	<2	<0.5	<2	<0.5	<2	<0.5	<0.5	<0.5	<0.5	<0.5	<1	<0.5	<0.5	<1	<1.5	<1	<0.5	<50	<50	<50	<50
92563804	MW-53_20210928	MW-53	09/28/2021	<5	<0.5	<0.5	<0.5	<0.5	<0.5	<0.5	**0.27J**	<0.6	<0.5	<0.5	<0.5	<0.5	<0.5	<0.6	<0.5	<5	<0.5	<0.5	<0.5	<0.5	<0.5	<0.5	<0.5	<0.5	<0.5	<0.5	<0.5	<1.5	<1	<0.5	<100	<100	<100	NA
92563804	DUP-1-20210928	MW-53	09/28/2021	<5	<0.5	<0.5	<0.5	<0.5	<0.5	<0.5	**0.27J**	<0.6	<0.5	<0.5	<0.5	<0.5	<0.5	<0.6	<0.5	<5	<0.5	<0.5	<0.5	<0.5	<0.5	<0.5	<0.5	<0.5	<0.5	<0.5	<0.5	<1.5	<1	<0.5	<100	<100	<100	NA
92570483	MW-53_20211103	MW-53	11/03/2021	<5	<0.5	<0.5	<0.5	<0.5	<0.5	<1	<0.5	<1	<0.5	<0.5	<0.5	<0.5	<0.5	<2	<0.5	<2	<0.5	<2	<0.5	<0.5	<0.5	<0.5	<0.5	<1	<0.5	<0.5	<1	<1.5	<1	<0.5	<50	<50	<50	<50
92575654	MW-53_20211202	MW-53	12/02/2021	<5	<0.5	<0.5	<0.5	<0.5	<0.5	<1	<0.5	<1	<0.5	<0.5	<0.5	<0.5	<0.5	<2	<0.5	<2	<0.5	<2	<0.5	<0.5	<0.5	<0.5	<0.5	<1	<0.5	<0.5	<1	<1.5	<1	<0.5	<50	<50	<50	<50
92583209	MW-53_20220105	MW-53	01/05/2022	<5	<0.5	<0.5	<0.5	<0.5	<0.5	<1	<0.5	<1	<0.5	<0.5	<0.5	<0.5	<0.5	<2	<0.5	<2	<0.5	<2	<0.5	<0.5	<0.5	<0.5	<0.5	<1	<0.5	<0.5	<1	<1.5	<1	<0.5	<50	<50	<50	<50
92585900	MW-53_20220202	MW-53	02/02/2022	<5	<0.5	<0.5	<0.5	<0.5	<0.5	<1	<0.5	<1	<0.5	<0.5	<0.5	<0.5	<0.5	<2	<0.5	<2	<0.5	<2	<0.5	<0.5	<0.5	<0.5	<0.5	<1	<0.5	<0.5	<1	<1.5	<1	<0.5	<50	<50	<50	<50
92499057	MW-54_20201006	MW-54	10/06/2020	**8.2**	<0.5	<0.5	**3.0**	<0.5	<0.5	<1	**28.2**	<1	<0.5	**0.75**	<0.5	<0.5	<0.5	<2	<0.5	<2	<0.5	<2	<0.5	<0.5	<0.5	<0.5	<0.5	<1	<0.5	<0.5	<1	<1.5	<1	<0.5	<100	<100	<100	<100
92501860	MW-54_20201022	MW-54	10/22/2020	<5	<0.5	<0.5	**0.65**	<0.5	<0.5	<1	**9.4**	<1	<0.5	<0.5	<0.5	<0.5	<0.5	<2	<0.5	<2	<0.5	<2	<0.5	<0.5	<0.5	<0.5	<0.5	<1	<0.5	<0.5	<1	<1.5	<1	<0.5	<100	<100	<100	<100
92509560	MW-54_20201203	MW-54	12/03/2020	**18.6**	<0.5	<0.5	<0.5	<0.5	<0.5	<1	**2.4**	<1	<0.5	<0.5	<0.5	<0.5	<0.5	<2	<0.5	<2	<0.5	<2	<0.5	<0.5	<0.5	<0.5	<0.5	<1	<0.5	<0.5	<1	<1.5	<1	<0.5	<100	<100	<100	<100
92509560	Dup-2-20201203	MW-54	12/03/2020	**14.7**	<0.5	<0.5	<0.5	<0.5	<0.5	<1	**2.9**	<1	<0.5	<0.5	<0.5	<0.5	<0.5	<2	<0.5	<2	<0.5	<2	<0.5	<0.5	<0.5	<0.5	<0.5	<1	<0.5	<0.5	<1	<1.5	<1	<0.5	<100	<100	<100	<100
92515544	MW-54_20210107	MW-54	01/07/2021	**29.1**	<0.5	<0.5	<0.5	<0.5	<0.5	<1	**1.5**	<1	<0.5	<0.5	<0.5	<0.5	<0.5	<2	<0.5	<2	<0.5	<2	<0.5	<0.5	<0.5	<0.5	<0.5	<1	<0.5	<0.5	<1	<1.5	<1	<0.5	<100	<100	<100	<100
92521555	MW-54_20210210	MW-54	02/10/2021	<5	<0.5	<0.5	<0.5	<0.5	<0.5	<1	**2.6**	<1	<0.5	<0.5	<0.5	<0.5	<0.5	<2	<0.5	<2	<0.5	<2	<0.5	<0.5	<0.5	<0.5	<0.5	<1	<0.5	<0.5	<1	<1.5	<1	<0.5	<100	<100	<100	<100
92527327	MW-54_20210311	MW-54	03/11/2021	<5	<0.5	<0.5	<0.5	<0.5	<0.5	<1	**1.9**	<1	<0.5	<0.5	<0.5	<0.5	<0.5	<2	<0.5	<2	<0.5	<2	<0.5	<0.5	<0.5	<0.5	<0.5	<1	<0.5	<0.5	<1	<1.5	<1	<0.5	<50	<50	<50	<50
92530256	MW-54_20210407	MW-54	04/07/2021	<5	**218**	<2.5	<2.5	<2.5	<2.5	<5	<2.5	<5	<2.5	<2.5	<2.5	**22**	**30.6**	<10	<2.5	<10	<2.5	<10	<2.5	<2.5	<2.5	**636**	<2.5	<5	**18.4**	<2.5	<5	**230.1**	**145**	**85.1**	**3,530**	**644**	<50	**4,126**
92537489	MW-54_20210506	MW-54	05/06/2021	<5	**521**	<2.5	<2.5	<2.5	<2.5	<5	<2.5	<5	<2.5	<2.5	<2.5	**96.5**	**6.9**	<10	<2.5	<10	<2.5	**7.9J**	<2.5	<2.5	<2.5	**999**	<2.5	<5	**39.4**	<2.5	<5	**595**	**380**	**215**	**7,880**	**1,500**	**140**	**9,380**
92542611	MW-54_20210604	MW-54	06/04/2021	<5	**551**	<5	<5	<5	<5	<10	<5	<10	<5	<5	<5	**89.8**	**25.2**	<20	<5	<20	<5	**8.1J**	<5	<5	<5	**1,200**	<5	<10	**44**	<5	<10	**751**	**461**	**290**	**8,480**	**1,680**	**164**	**10,200**
92554137	MW-54_20210805	MW-54	08/05/2021	<5	**984**	<5	<5	<5	<5	<10	<5	<10	<5	<5	<5	**149**	**98.4**	<20	<5	<20	**7.7**	**9.6J**	<5	<5	<5	**1,670**	<5	<10	**59.7**	<5	<10	**1,045**	**649**	**396**	**15,900**	**2,180**	**218**	**18,300**
92499057	MW-55_20201006	MW-55	10/06/2020	<5	**99.7**	<0.5	**0.92**	<0.5	<0.5	<1	**6.9**	<1	<0.5	<0.5	<0.5	**48**	**6**	<2	<0.5	<2	**19.6**	<2	<0.5	<0.5	<0.5	**154**	<0.5	<1	**1.8**	<0.5	<1	**44.9**	**24.5**	**20.4**	**455**	<100	<100	**566**
92499057	DUP-01-20201006	MW-55	10/06/2020	<5	**102**	<0.5	**0.91**	<0.5	<0.5	<1	**6.8**	<1	<0.5	<0.5	<0.5	**48.9**	**6.1**	<2	<0.5	<2	**19.7**	<2	<0.5	<0.5	<0.5	**157**	<0.5	<1	**1.9**	<0.5	<1	**46.2**	**25.2**	**21.0**	**496**	<100	<100	**614**
92501960	MW-55_20201023	MW-55	10/23/2020	<5	**900**	<12.5	<12.5	<12.5	<12.5	<25	<12.5	<25	<12.5	<12.5	<12.5	**144**	**457**	<50	**26.5**	<50	<12.5	**85.7**	<12.5	<12.5	<12.5	**3,590**	<12.5	<25	**626**	<12.5	<25	**2,730**	**1,870**	**860**	**13,000**	**4,580**	**1,720**	**6,300**

Table 5A
Summary of Monitoring Well Sampling Results

Colonial Pipeline Company
2020-L1-SR2448
Huntersville, North Carolina

Lab Report Number	Sample ID	Well ID	Sample Date	Metals (µg/L)	VOCs (µg/L)																												MADEP VPH (µg/L)			
				Lead	Benzene	Bromochloromethane	Bromodichloromethane	n-Butylbenzene	sec-Butylbenzene	Chloroethane	Chloroform	Chloromethane	2-Chlorotoluene	Dibromochloromethane	1,2-Dichloroethane	Diisopropyl ether	Ethylbenzene	Hexachloro-1,3-butadiene	Isopropylbenzene (Cumene)	Methylene Chloride	Methyl-tert-butyl ether	Naphthalene	n-Propylbenzene	Styrene	Tetrachloroethene	Toluene	Trichloroethene	Trichlorofluoromethane	1,2,4-Trimethylbenzene	1,3,5-Trimethylbenzene	Vinyl chloride	Xylene (Total)	m&p-Xylene	o-Xylene	C5 - C8 Aliphatics	C9 - C12 Aliphatics	C9 - C10 Aromatics	VPH (Total)
NCAC 2L Standards				**15**	**1**	**NE**	**0.6**	**70**	**70**	**3000**	**70**	**3**	**100**	**0.4**	**0.4**	**70**	**600**	**0.4**	**70**	**5**	**20**	**6**	**70**	**70**	**0.7**	**600**	**3**	**2000**	**400**	**400**	**0.03**	**500**	**500**	**500**	**400**	**700**	**200**	**NE**
IMAC Standards				--	--	--	--	--	--	--	--	--	--	--	--	--	--	--	--	--	--	--	--	--	--	--	--	--	--	--	--	--	--	--	--	--	--
92499057	MW-56_20201006	MW-56	10/06/2020	<5	<0.5	<0.5	<0.5	<0.5	<0.5	<1	<0.5	<1	<0.5	<0.5	<0.5	<0.5	<0.5	<2	<0.5	<2	<0.5	<2	<0.5	<0.5	<0.5	**1.1**	<0.5	<1	<0.5	<0.5	<1	<1.5	<1	<0.5	<100	<100	<100	<100
92501860	MW-56_20201022	MW-56	10/22/2020	<5	<0.5	<0.5	<0.5	<0.5	<0.5	<1	<0.5	<1	<0.5	<0.5	<0.5	<0.5	<0.5	<2	<0.5	<2	<0.5	<2	<0.5	<0.5	<0.5	<0.5	<0.5	<1	<0.5	<0.5	<1	<1.5	<1	<0.5	<100	<100	<100	<100
92509560	MW-56_20201203	MW-56	12/03/2020	**8.4**	<0.5	<0.5	<0.5	<0.5	<0.5	<1	<0.5	<1	<0.5	<0.5	<0.5	<0.5	<0.5	<2	<0.5	<2	<0.5	<2	<0.5	<0.5	<0.5	<0.5	<0.5	<1	<0.5	<0.5	<1	<1.5	<1	<0.5	<100	<100	<100	<100
92515544	MW-56_20210107	MW-56	01/07/2021	**8**	<0.5	<0.5	<0.5	<0.5	<0.5	<1	<0.5	<1	<0.5	<0.5	<0.5	<0.5	<0.5	<2	<0.5	<2	<0.5	<2	<0.5	<0.5	<0.5	<0.5	<0.5	<1	<0.5	<0.5	<1	<1.5	<1	<0.5	<100	<100	<100	<100
92520901	MW-56_20210208	MW-56	02/08/2021	<5	<0.5	<0.5	<0.5	<0.5	<0.5	<1	<0.5	<1	<0.5	<0.5	<0.5	<0.5	<0.5	<2	<0.5	<2	<0.5	<2	<0.5	<0.5	<0.5	<0.5	<0.5	<1	<0.5	<0.5	<1	<1.5	<1	<0.5	<100	<100	<100	<100
92526618	MW-56_20210309	MW-56	03/09/2021	<5	<0.5	<0.5	<0.5	<0.5	<0.5	<1	<0.5	<1	<0.5	<0.5	<0.5	<0.5	<0.5	<2	<0.5	<2	<0.5	<2	<0.5	<0.5	<0.5	<0.5	<0.5	<1	<0.5	<0.5	<1	<1.5	<1	<0.5	<100	<100	<100	<100
92530256	MW-56_20210407	MW-56	04/07/2021	<5	<0.5	<0.5	<0.5	<0.5	<0.5	<1	<0.5	<1	<0.5	<0.5	<0.5	<0.5	<0.5	<2	<0.5	<2	<0.5	<2	<0.5	<0.5	<0.5	<0.5	<0.5	<1	<0.5	<0.5	<1	<1.5	<1	<0.5	<50	<50	<50	<50
92537159	MW-56_20210505	MW-56	05/05/2021	<5	<0.5	<0.5	<0.5	<0.5	<0.5	<1	<0.5	<1	<0.5	<0.5	<0.5	<0.5	<0.5	<2	<0.5	<2	<0.5	<2	<0.5	<0.5	<0.5	<0.5	<0.5	<1	<0.5	<0.5	<1	<1.5	<1	<0.5	<50	<50	<50	<50
92537159	DUP-1-20210505	MW-56	05/05/2021	<5	<0.5	<0.5	<0.5	<0.5	<0.5	<1	<0.5	<1	<0.5	<0.5	<0.5	<0.5	<0.5	<2	<0.5	<2	<0.5	<2	<0.5	<0.5	<0.5	<0.5	<0.5	<1	<0.5	<0.5	<1	<1.5	<1	<0.5	<50	<50	<50	<50
92541993	MW-56_20210602	MW-56	06/02/2021	<5	<0.5	<0.5	<0.5	<0.5	<0.5	<1	<0.5	<1	<0.5	<0.5	<0.5	<0.5	<0.5	<2	<0.5	<2	<0.5	<2	<0.5	<0.5	<0.5	<0.5	<0.5	<1	<0.5	<0.5	<1	<1.5	<1	<0.5	<50	<50	<50	<50
92548787	MW-56_20210709	MW-56	07/09/2021	<5	<0.5	<0.5	<0.5	<0.5	<0.5	<1	<0.5	<1	<0.5	<0.5	<0.5	<0.5	<0.5	<2	<0.5	<2	<0.5	<2	<0.5	<0.5	<0.5	<0.5	<0.5	<1	<0.5	<0.5	<1	<1.5	<1	<0.5	<50	<50	<50	<50
92548787	DUP-1-20210709	MW-56	07/09/2021	<5	<0.5	<0.5	<0.5	<0.5	<0.5	<1	<0.5	<1	<0.5	<0.5	<0.5	<0.5	<0.5	<2	<0.5	<2	<0.5	<2	<0.5	<0.5	<0.5	<0.5	<0.5	<1	<0.5	<0.5	<1	<1.5	<1	<0.5	<50	<50	<50	<50
92553563	MW-56_20210804	MW-56	08/04/2021	<5	<0.5	<0.5	<0.5	<0.5	<0.5	<1	<0.5	<1	<0.5	<0.5	<0.5	<0.5	<0.5	**4.1**	<0.5	<2	<0.5	<2	<0.5	<0.5	<0.5	<0.5	<0.5	<1	<0.5	<0.5	<1	<1.5	<1	<0.5	<50	<50	<50	<50
92559014	MW-56_20210901	MW-56	09/01/2021	<5	<0.5	<0.5	<0.5	<0.5	<0.5	<1	<0.5	<1	<0.5	<0.5	<0.5	<0.5	<0.5	<2	<0.5	<2	<0.5	<2	<0.5	<0.5	<0.5	<0.5	<0.5	<1	<0.5	<0.5	<1	<1.5	<1	<0.5	<50	<50	<50	<50
92563804	MW-56_20210928	MW-56	09/28/2021	<5	<0.5	<0.5	<0.5	<0.5	<0.5	<0.5	<0.5	<0.6	<0.5	<0.5	<0.5	<0.5	<0.5	<0.6	<0.5	<5	<0.5	<0.5	<0.5	<0.5	<0.5	<0.5	<0.5	<0.5	<0.5	<0.5	<0.5	<1.5	<1	<0.5	<100	<100	<100	NA
92570816	MW-56_20211104	MW-56	11/04/2021	<5	<0.5	<0.5	<0.5	<0.5	<0.5	<1	<0.5	<1	<0.5	<0.5	<0.5	<0.5	<0.5	<2	<0.5	<2	<0.5	<2	<0.5	<0.5	<0.5	<0.5	<0.5	<1	<0.5	<0.5	<1	<1.5	<1	<0.5	<50	<50	<50	<50
92575654	MW-56_20211202	MW-56	12/02/2021	<5	<0.5	<0.5	<0.5	<0.5	<0.5	<1	<0.5	<1	<0.5	<0.5	<0.5	<0.5	<0.5	<2	<0.5	<2	<0.5	<2	<0.5	<0.5	<0.5	<0.5	<0.5	<1	<0.5	<0.5	<1	<1.5	<1	<0.5	<50	<50	<50	<50
92583209	MW-56_20220105	MW-56	01/05/2022	<5	<0.5	<0.5	<0.5	<0.5	<0.5	<1	<0.5	<1	<0.5	<0.5	<0.5	<0.5	<0.5	<2	<0.5	<2	<0.5	<2	<0.5	<0.5	<0.5	<0.5	<0.5	<1	<0.5	<0.5	<1	<1.5	<1	<0.5	<50	<50	<50	<50
92583209	DUP-1-20220105	MW-56	01/05/2022	<5	<0.5	<0.5	<0.5	<0.5	<0.5	<1	<0.5	<1	<0.5	<0.5	<0.5	<0.5	<0.5	<2	<0.5	<2	<0.5	<2	<0.5	<0.5	<0.5	<0.5	<0.5	<1	<0.5	<0.5	<1	<1.5	<1	<0.5	<50	<50	<50	<50
92585900	MW-56_20220202	MW-56	02/02/2022	<5	<0.5	<0.5	<0.5	<0.5	<0.5	<1	<0.5	<1	<0.5	<0.5	<0.5	<0.5	<0.5	<2	<0.5	<2	<0.5	<2	<0.5	<0.5	<0.5	<0.5	<0.5	<1	<0.5	<0.5	<1	<1.5	<1	<0.5	<50	<50	<50	<50
92585900	DUP-2-20220202	MW-56	02/02/2022	<5	<0.5	<0.5	<0.5	<0.5	<0.5	<1	<0.5	<1	<0.5	<0.5	<0.5	<0.5	<0.5	<2	<0.5	<2	<0.5	<2	<0.5	<0.5	<0.5	<0.5	<0.5	<1	<0.5	<0.5	<1	<1.5	<1	<0.5	<50	<50	<50	<50
92499057	MW-57_20201006	MW-57	10/06/2020	<5	<0.5	<0.5	<0.5	<0.5	<0.5	<1	**2.4**	<1	<0.5	<0.5	<0.5	<0.5	<0.5	<2	<0.5	<2	<0.5	<2	<0.5	<0.5	<0.5	<0.5	<0.5	<1	<0.5	<0.5	<1	<1.5	<1	<0.5	<100	<100	<100	<100
92501860	MW-57_20201022	MW-57	10/22/2020	<5	<0.5	<0.5	<0.5	<0.5	<0.5	<1	**3**	<1	<0.5	<0.5	<0.5	<0.5	<0.5	<2	<0.5	<2	<0.5	<2	<0.5	<0.5	<0.5	<0.5	<0.5	<1	<0.5	<0.5	<1	<1.5	<1	<0.5	<100	<100	<100	<100
92509560	MW-57_20201203	MW-57	12/03/2020	**31.8**	<0.5	<0.5	<0.5	<0.5	<0.5	<1	**0.65**	<1	<0.5	<0.5	<0.5	<0.5	<0.5	<2	<0.5	<2	<0.5	<2	<0.5	<0.5	<0.5	<0.5	<0.5	<1	<0.5	<0.5	<1	<1.5	<1	<0.5	<100	<100	<100	<100
92515544	MW-57_20210107	MW-57	01/07/2021	<5	<0.5	<0.5	<0.5	<0.5	<0.5	<1	<0.5	<1	<0.5	<0.5	<0.5	<0.5	<0.5	<2	<0.5	<2	<0.5	<2	<0.5	<0.5	<0.5	<0.5	<0.5	<1	<0.5	<0.5	<1	<1.5	<1	<0.5	<100	<100	<100	<100
92520901	MW-57_20210208	MW-57	02/08/2021	<5	<0.5	<0.5	<0.5	<0.5	<0.5	<1	<0.5	<1	<0.5	<0.5	<0.5	<0.5	<0.5	<2	<0.5	<2	<0.5	<2	<0.5	<0.5	<0.5	<0.5	<0.5	<1	<0.5	<0.5	<1	<1.5	<1	<0.5	<100	<100	<100	<100
92526618	MW-57_20210309	MW-57	03/09/2021	<5	<0.5	<0.5	<0.5	<0.5	<0.5	<1	<0.5	<1	<0.5	<0.5	<0.5	<0.5	<0.5	<2	<0.5	<2	<0.5	<2	<0.5	<0.5	<0.5	<0.5	<0.5	<1	<0.5	<0.5	<1	<1.5	<1	<0.5	<100	<100	<100	<100
92530256	MW-57_20210407	MW-57	04/07/2021	<5	<0.5	<0.5	<0.5	<0.5	<0.5	<1	<0.5	<1	<0.5	<0.5	<0.5	<0.5	<0.5	<2	<0.5	<2	<0.5	<2	<0.5	<0.5	<0.5	<0.5	<0.5	<1	<0.5	<0.5	<1	<1.5	<1	<0.5	<50	<50	<50	<50
92537159	MW-57_20210505	MW-57	05/05/2021	<5	<0.5	<0.5	<0.5	<0.5	<0.5	<1	<0.5	<1	<0.5	<0.5	<0.5	<0.5	<0.5	<2	<0.5	<2	<0.5	<2	<0.5	<0.5	<0.5	<0.5	<0.5	<1	<0.5	<0.5	<1	<1.5	<1	<0.5	<50	<50	<50	<50
92541993	MW-57_20210602	MW-57	06/02/2021	<5	<0.5	<0.5	<0.5	<0.5	<0.5	<1	<0.5	<1	<0.5	<0.5	<0.5	<0.5	<0.5	<2	<0.5	<2	<0.5	<2	<0.5	<0.5	<0.5	<0.5	<0.5	<1	<0.5	<0.5	<1	<1.5	<1	<0.5	<50	<50	<50	<50
92548527	MW-57_20210708	MW-57	07/08/2021	<5	<0.5	<0.5	<0.5	<0.5	<0.5	<1	<0.5	<1	<0.5	<0.5	<0.5	<0.5	<0.5	<2	<0.5	<2	<0.5	<2	<0.5	<0.5	<0.5	<0.5	<0.5	<1	<0.5	<0.5	<1	<1.5	<1	<0.5	<50	<50	<50	<50
92553563	MW-57_20210804	MW-57	08/04/2021	<5	<0.5	<0.5	<0.5	<0.5	<0.5	<1	<0.5	<1	<0.5	<0.5	<0.5	<0.5	<0.5	<2	<0.5	<2	<0.5	<2	<0.5	<0.5	<0.5	<0.5	<0.5	<1	<0.5	<0.5	<1	<1.5	<1	<0.5	<50	<50	<50	<50
92559014	MW-57_20210901	MW-57	09/01/2021	<5	<0.5	<0.5	<0.5	<0.5	<0.5	<1	<0.5	<1	<0.5	<0.5	<0.5	<0.5	<0.5	<2	<0.5	<2	<0.5	<2	<0.5	<0.5	<0.5	<0.5	<0.5	<1	<0.5	<0.5	<1	<1.5	<1	<0.5	<50	<50	<50	<50
92559014	DUP-1-20210901	MW-57	09/01/2021	<5	<0.5	<0.5	<0.5	<0.5	<0.5	<1	<0.5	<1	<0.5	<0.5	<0.5	<0.5	<0.5	<2	<0.5	<2	<0.5	<2	<0.5	<0.5	<0.5	<0.5	<0.5	<1	<0.5	<0.5	<1	<1.5	<1	<0.5	<50	<50	<50	<50
92563804	MW-57_20210928	MW-57	09/28/2021	<5	<0.5	<0.5	<0.5	<0.5	<0.5	<0.5	<0.5	<0.6	<0.5	<0.5	<0.5	<0.5	<0.5	<0.6	<0.5	<5	<0.5	<0.5	<0.5	<0.5	<0.5	<0.5	<0.5	<0.5	<0.5	<0.5	<0.5	<1.5	<1	<0.5	<100	<100	<100	NA
92570816	MW-57_20211104	MW-57	11/04/2021	<5	<0.5	<0.5	<0.5	<0.5	<0.5	<1	<0.5	<1	<0.5	<0.5	<0.5	<0.5	<0.5	<2	<0.5	<2	<0.5	<2	<0.5	<0.5	<0.5	<0.5	<0.5	<1	<0.5	<0.5	<1	<1.5	<1	<0.5	<50	<50	<50	<50
92575654	MW-57_20211202	MW-57	12/02/2021	<5	<0.5	<0.5	<0.5	<0.5	<0.5	<1	<0.5	<1	<0.5	<0.5	<0.5	<0.5	<0.5	<2	<0.5	<2	<0.5	<2	<0.5	<0.5	<0.5	<0.5	<0.5	<1	<0.5	<0.5	<1	<1.5	<1	<0.5	<50	<50	<50	<50
92583209	MW-57_20220105	MW-57	01/05/2022	<5	<0.5	<0.5	<0.5	<0.5	<0.5	<1	<0.5	<1	<0.5	<0.5	<0.5	<0.5	<0.5	<2	<0.5	<2	<0.5	<2	<0.5	<0.5	<0.5	<0.5	<0.5	<1	<0.5	<0.5	<1	<1.5	<1	<0.5	<50	<50	<50	<50
92585900	MW-57_20220202	MW-57	02/02/2022	<5	<0.5	<0.5	<0.5	<0.5	<0.5	<1	<0.5	<1	<0.5	<0.5	<0.5	<0.5	<0.5	<2	<0.5	<2	<0.5	<2	<0.5	<0.5	<0.5	<0.5	<0.5	<1	<0.5	<0.5	<1	<1.5	<1	<0.5	<50	<50	<50	<50
92500608	MW-58_20201007	MW-58	10/07/2020	<5	<0.5	<0.5	**2.8**	<0.5	<0.5	<1	**15.6**	<1	<0.5	**0.61**	<0.5	<0.5	<0.5	<2	<0.5	<2	<0.5	<2	<0.5	<0.5	<0.5	<0.5	<0.5	<1	<0.5	<0.5	<1	<1.5	<1	<0.5	<100	<100	<100	<100
92501860	MW-58_20201022	MW-58	10/22/2020	<5	<0.5	<0.5	**1.8**	<0.5	<0.5	<1	**9.5**	<1	<0.5	**0.5**	<0.5	<0.5	<0.5	<2	<0.5	<2	<0.5	<2	<0.5	<0.5	<0.5	<0.5	<0.5	<1	<0.5	<0.5	<1	<1.5	<1	<0.5	<100	<100	<100	<100
92508881	MW-58_20201201	MW-58	12/01/2020	**22.7**	<0.5	<0.5	**0.76**	<0.5	<0.5	<1	**3.8**	<1	<0.5	<0.5	<0.5	<0.5	<0.5	<2	<0.5	<2	<0.5	<2	<0.5	<0.5	<0.5	<0.5	<0.5	<1	<0.5	<0.5	<1	<1.5	<1	<0.5	<100	<100	<100	<100
92514898	MW-58_20210105	MW-58	01/05/2021	<5	<0.5	<0.5	<0.5	<0.5	<0.5	<1	**2.2**	<1	<0.5	<0.5	<0.5	<0.5	<0.5	<2	<0.5	<2	<0.5	<2	<0.5	<0.5	<0.5	<0.5	<0.5	<1	<0.5	<0.5	<1	<1.5	<1	<0.5	<100	<100	<100	<100
92520901	MW-58_20210208	MW-58	02/08/2021	<5	<0.5	<0.5	<0.5	<0.5	<0.5	<1	**1.6**	<1	<0.5	<0.5	<0.5	<0.5	<0.5	<2	<0.5	<2	<0.5	<2	<0.5	<0.5	<0.5	<0.5	<0.5	<1	<0.5	<0.5	<1	<1.5	<1	<0.5	<100	<100	<100	<100
92527327	MW-58_20210311	MW-58	03/11/2021	<5	<0.5	<0.5	<0.5	<0.5	<0.5	<1	**1.8**	<1	<0.5	<0.5	<0.5	<0.5	<0.5	<2	<0.5	<2	<0.5	<2	<0.5	<0.5	<0.5	<0.5	<0.5	<1	<0.5	<0.5	<1	<1.5	<1	<0.5	<50	<50	<50	<50
92532417	MW-58_20210408	MW-58	04/08/2021	<5	<0.5	<0.5	<0.5	<0.5	<0.5	<1	**1.6**	<1	<0.5	<0.5	<0.5	<0.5	<0.5	<2	<0.5	<2	<0.5	<2	<0.5	<0.5	<0.5	<0.5	<0.5	<1	<0.5	<0.5	<1	<1.5	<1	<0.5	<50	<50	<50	<50
92537784	MW-58_20210507	MW-58	05/07/2021	<5	<0.5	<0.5	<0.5	<0.5	<0.5	<1	**1.8**	<1	<0.5	<0.5	<0.5	<0.5	<0.5	<2	<0.5	<2	<0.5	<2	<0.5	<0.5	<0.5	<0.5	<0.5	<1	<0.5	<0.5	<1	<1.5	<1	<0.5	<50	<50	<50	<50
92542611	MW-58_20210604	MW-58	06/04/2021	<5	<0.5	<0.5	<0.5	<0.5	<0.5	<1	**1.2**	<1	<0.5	<0.5	<0.5	<0.5	<0.5	<2	<0.5	<2	<0.5	<2	<0.5	<0.5	<0.5	<0.5	<0.5	<1	<0.5	<0.5	<1	<1.5	<1	<0.5	<50	<50	<50	<50
92548787	MW-58_20210709	MW-58	07/09/2021	<5	<0.5	<0.5	<0.5	<0.5	<0.5	<1	**0.84**	<1	<0.5	<0.5	<0.5	<0.5	<0.5	<2	<0.5	<2	<0.5	<2	<0.5	<0.5	<0.5	<0.5	<0.5	<1	<0.5	<0.5	<1	<1.5	<1	<0.5	<50	<50	<50	<50
92554137	MW-58_20210805	MW-58	08/05/2021	<5	<0.5	<0.5	<0.5	<0.5	<0.5	<1	**0.92**	<1	<0.5	<0.5	<0.5	<0.5	<0.5	<2	<0.5	<2	<0.5	<2	<0.5	<0.5	<0.5	<0.5	<0.5	<1	<0.5	<0.5	<1	<1.5	<1	<0.5	<50	<50	<50	<50
92559360	MW-58_20210902	MW-58	09/02/2021	<5	<0.5	<0.5	<0.5	<0.5	<0.5	<1	**0.59**	<1	<0.5	<0.5	<0.5	<0.5	<0.5	<2	<0.5	<2	<0.5	<2	<0.5	<0.5	<0.5	<0.5	<0.5	<1	<0.5	<0.5	<1	<1.5	<1	<0.5	<50	<50	<50	<50

Table 5A
Summary of Monitoring Well Sampling Results

Colonial Pipeline Company
2020-L1-SR2448
Huntersville, North Carolina

Lab Report Number	Sample ID	Well ID	Sample Date	Metals (µg/L)	VOCs (µg/L)																															MADEP VPH (µg/L)			
				Lead	Benzene	Bromochloromethane	Bromodichloromethane	n-Butylbenzene	sec-Butylbenzene	Chloroethane	Chloroform	Chloromethane	2-Chlorotoluene	Dibromochloromethane	1,2-Dichloroethane	Diisopropyl ether	Ethylbenzene	Hexachloro-1,3-butadiene	Isopropylbenzene (Cumene)	Methylene Chloride	Methyl-tert-butyl ether	Naphthalene	n-Propylbenzene	Styrene	Tetrachloroethene	Toluene	Trichloroethene	Trichlorofluoromethane	1,2,4-Trimethylbenzene	1,3,5-Trimethylbenzene	Vinyl chloride	Xylene (Total)	m&p-Xylene	o-Xylene	C5 - C8 Aliphatics	C9 - C12 Aliphatics	C9 - C10 Aromatics	VPH (Total)
NCAC 2L Standards				**15**	**1**	**NE**	**0.6**	**70**	**70**	**3000**	**70**	**3**	**100**	**0.4**	**0.4**	**70**	**600**	**0.4**	**70**	**5**	**20**	**6**	**70**	**70**	**0.7**	**600**	**3**	**2000**	**400**	**400**	**0.03**	**500**	**500**	**500**	**400**	**700**	**200**	**NE**
IMAC Standards				--	--	--	--	--	--	--	--	--	--	--	--	--	--	--	--	--	--	--	--	--	--	--	--	--	--	--	--	--	--	--	--	--	--	--
92564084	MW-58_20210929	MW-58	09/29/2021	<5.0	<0.5	<0.5	<0.5	<0.5	<0.5	<0.5	**0.58**	<2	<0.5	<0.5	<0.5	<0.5	<0.5	<0.6	<0.5	<5	<0.5	<0.5	<0.5	<0.5	<0.5	<0.5	<0.5	<0.5	<0.5	<0.5	<1.5	<1	<0.5	<100	<100	<100	NA
92571040	MW-58_20211105	MW-58	11/05/2021	<5	<0.5	<0.5	<0.5	<0.5	<0.5	<1	<0.5	<1	<0.5	<0.5	<0.5	<0.5	<0.5	<2	<0.5	<2	<0.5	<2	<0.5	<0.5	<0.5	<0.5	<0.5	<1	<0.5	<0.5	<1	<1.5	<1	<0.5	<50	<50	<50	<50
92571040	DUP-1-20211105	MW-58	11/05/2021	<5	**0.47J**	<0.5	<0.5	<0.5	<0.5	<1	<0.5	<1	<0.5	<0.5	<0.5	<0.5	<0.5	<2	<0.5	<2	<0.5	**0.82J**	<0.5	<0.5	<0.5	<0.5	<0.5	<1	<0.5	<0.5	<1	**0.36J**	<1	**0.36J**	<50	<50	<50	<50
92575770	MW-58_20211203	MW-58	12/03/2021	<5	<0.5	<0.5	<0.5	<0.5	<0.5	<1	**0.39J**	<1	<0.5	<0.5	<0.5	<0.5	<0.5	<2	<0.5	<2	<0.5	<2	<0.5	<0.5	<0.5	<0.5	<0.5	<1	<0.5	<0.5	<1	<1.5	<1	<0.5	<50	<50	<50	<50
92581742	MW-58_20220107	MW-58	01/07/2022	<5	<0.5	<0.5	<0.5	<0.5	<0.5	<1	<0.5	<1	<0.5	<0.5	<0.5	<0.5	<0.5	<2	<0.5	<2	<0.5	<2	<0.5	<0.5	<0.5	<0.5	<0.5	<1	<0.5	<0.5	<1	<1.5	<1	<0.5	<50	<50	<50	<50
92586178	MW-58_20220203	MW-58	02/03/2022	<5	<0.5	<0.5	<0.5	<0.5	<0.5	<1	<0.5	<1	<0.5	<0.5	<0.5	<0.5	<0.5	<2	<0.5	<2	<0.5	<2	<0.5	<0.5	<0.5	<0.5	<0.5	<1	<0.5	<0.5	<1	<1.5	<1	<0.5	<50	<50	<50	<50
92500608	MW-59_20201007	MW-59	10/07/2020	<5	<0.5	<0.5	<0.5	<0.5	<0.5	<1	**2.8**	<1	<0.5	<0.5	<0.5	<0.5	<0.5	<2	<0.5	<2	<0.5	<2	<0.5	<0.5	<0.5	<0.5	<0.5	<1	<0.5	<0.5	<1	<1.5	<1	<0.5	<100	<100	<100	<100
92501616	MW-59_20201021	MW-59	10/21/2020	<5	<0.5	<0.5	<0.5	<0.5	<0.5	<1	**2.5**	<1	<0.5	<0.5	<0.5	<0.5	<0.5	<2	<0.5	<2	<0.5	<2	<0.5	<0.5	<0.5	<0.5	<0.5	<1	<0.5	<0.5	<1	<1.5	<1	<0.5	<100	<100	<100	<100
92508881	MW-59_20201201	MW-59	12/01/2020	**31.6**	<0.5	<0.5	<0.5	<0.5	<0.5	<1	**1.8**	<1	<0.5	<0.5	<0.5	<0.5	<0.5	<2	<0.5	<2	<0.5	<2	<0.5	<0.5	<0.5	<0.5	<0.5	<1	<0.5	<0.5	<1	<1.5	<1	<0.5	<100	<100	<100	<100
92514898	MW-59_20210105	MW-59	01/05/2021	**37.3**	<0.5	<0.5	<0.5	<0.5	<0.5	<1	**1.1**	<1	<0.5	<0.5	<0.5	<0.5	<0.5	<2	<0.5	<2	<0.5	<2	<0.5	<0.5	<0.5	<0.5	<0.5	<1	<0.5	<0.5	<1	<1.5	<1	<0.5	<100	<100	<100	<100
92521237	MW-59_20210209	MW-59	02/09/2021	<5	<0.5	<0.5	<0.5	<0.5	<0.5	<1	**0.68**	<1	<0.5	<0.5	<0.5	<0.5	<0.5	<2	<0.5	<2	<0.5	<2	<0.5	<0.5	<0.5	<0.5	<0.5	<1	<0.5	<0.5	<1	<1.5	<1	<0.5	<100	<100	<100	<100
92527327	MW-59_20210311	MW-59	03/11/2021	<5	<0.5	<0.5	<0.5	<0.5	<0.5	<1	<0.5	<1	<0.5	<0.5	<0.5	<0.5	<0.5	<2	<0.5	<2	<0.5	<2	<0.5	<0.5	<0.5	**0.52**	<0.5	<1	<0.5	<0.5	<1	<1.5	<1	<0.5	<50	<50	<50	<50
92532417	MW-59_20210408	MW-59	04/08/2021	<5	<0.5	<0.5	<0.5	<0.5	<0.5	<1	<0.5	<1	<0.5	<0.5	<0.5	<0.5	<0.5	<2	<0.5	<2	<0.5	<2	<0.5	<0.5	<0.5	<0.5	<0.5	<1	<0.5	<0.5	<1	<1.5	<1	<0.5	<50	<50	<50	<50
92537784	MW-59_20210507	MW-59	05/07/2021	<5	<0.5	<0.5	<0.5	<0.5	<0.5	<1	<0.5	<1	<0.5	<0.5	<0.5	<0.5	<0.5	<2	<0.5	<2	<0.5	<2	<0.5	<0.5	<0.5	<0.5	<0.5	<1	<0.5	<0.5	<1	<1.5	<1	<0.5	<50	<50	<50	<50
92542611	MW-59_20210604	MW-59	06/04/2021	<5	<0.5	<0.5	<0.5	<0.5	<0.5	<1	<0.5	<1	<0.5	<0.5	<0.5	<0.5	<0.5	<2	<0.5	<2	<0.5	<2	<0.5	<0.5	<0.5	<0.5	<0.5	<1	<0.5	<0.5	<1	<1.5	<1	<0.5	<50	<50	<50	<50
92542611	DUP-1-20210604	MW-59	06/04/2021	<5	<0.5	<0.5	<0.5	<0.5	<0.5	<1	<0.5	<1	<0.5	<0.5	<0.5	<0.5	<0.5	<2	<0.5	<2	<0.5	<2	<0.5	<0.5	<0.5	<0.5	<0.5	<1	<0.5	<0.5	<1	<1.5	<1	<0.5	<50	<50	<50	<50
92548787	MW-59_20210709	MW-59	07/09/2021	<5	<0.5	<0.5	<0.5	<0.5	<0.5	<1	**0.57**	<1	<0.5	<0.5	<0.5	<0.5	<0.5	<2	<0.5	<2	<0.5	<2	<0.5	<0.5	<0.5	**1.0**	<0.5	<1	<0.5	<0.5	<1	<1.5	<1	<0.5	<50	<50	<50	<50
92554137	MW-59_20210805	MW-59	08/05/2021	<5	<0.5	<0.5	<0.5	<0.5	<0.5	<1	**0.39J**	<1	<0.5	<0.5	<0.5	<0.5	<0.5	<2	<0.5	<2	<0.5	<2	<0.5	<0.5	<0.5	<0.5	<0.5	<1	<0.5	<0.5	<1	<1.5	<1	<0.5	<50	<50	<50	<50
92559360	MW-59_20210902	MW-59	09/02/2021	<5	<0.5	<0.5	<0.5	<0.5	<0.5	<1	<0.5	<1	<0.5	<0.5	<0.5	<0.5	<0.5	<2	<0.5	<2	<0.5	<2	<0.5	<0.5	<0.5	<0.5	<0.5	<1	<0.5	<0.5	<1	<1.5	<1	<0.5	<50	<50	<50	<50
92564084	MW-59_20210929	MW-59	09/29/2021	<5.0	<0.5	<0.5	<0.5	<0.5	<0.5	<0.5	<0.5	<2	<0.5	<0.5	<0.5	<0.5	<0.5	<0.6	<0.5	<5	<0.5	<0.5	<0.5	<0.5	<0.5	<0.5	<0.5	<0.5	<0.5	<0.5	<1.5	<1	<0.5	<100	<100	<100	NA
92570816	MW-59_20211104	MW-59	11/04/2021	<5	<0.5	<0.5	<0.5	<0.5	<0.5	<1	<0.5	<1	<0.5	<0.5	<0.5	**0.48J**	<0.5	<2	<0.5	<2	<0.5	<2	<0.5	<0.5	<0.5	<0.5	<0.5	<1	<0.5	<0.5	<1	<1.5	<1	<0.5	<50	<50	<50	<50
92575770	MW-59_20211203	MW-59	12/03/2021	<5	**0.95**	<0.5	<0.5	<0.5	<0.5	<1	<0.5	<1	<0.5	<0.5	<0.5	**4.6**	<0.5	<2	<0.5	<2	<0.5	<2	<0.5	<0.5	<0.5	**2.1**	<0.5	<1	<0.5	<0.5	<1	<1.5	<1	<0.5	<50	<50	<50	<50
92581742	MW-59_20220107	MW-59	01/07/2022	<5	<0.5	<0.5	<0.5	<0.5	<0.5	<1	<0.5	<1	<0.5	<0.5	<0.5	**3.2**	<0.5	<2	<0.5	<2	<0.5	<2	<0.5	<0.5	<0.5	<0.5	<0.5	<1	<0.5	<0.5	<1	<1.5	<1	<0.5	<50	<50	<50	<50
92586178	MW-59_20220203	MW-59	02/03/2022	<5	**1.4**	<0.5	<0.5	<0.5	<0.5	<1	<0.5	<1	<0.5	<0.5	<0.5	**3.2**	<0.5	<2	<0.5	<2	<0.5	<2	<0.5	<0.5	<0.5	**4.3**	<0.5	<1	<0.5	<0.5	<1	**1.36J**	**0.88J**	**0.48J**	<50	<50	<50	<50
92500607	MW-60_20201007	MW-60	10/07/2020	**18**	<0.5	<0.5	**4.1**	<0.5	<0.5	<1	**15.2**	<1	<0.5	**1.3**	<0.5	<0.5	<0.5	<2	<0.5	<2	<0.5	<2	<0.5	<0.5	<0.5	<0.5	<0.5	<1	<0.5	<0.5	<1	<1.5	<1	<0.5	<100	<100	<100	<100
92501345	MW-60_20201020	MW-60	10/20/2020	**20.4**	<0.5	<0.5	**0.88**	<0.5	<0.5	<1	**3.5**	<1	<0.5	<0.5	<0.5	<0.5	<0.5	<2	<0.5	<2	<0.5	<2	<0.5	<0.5	<0.5	<0.5	<0.5	<1	<0.5	<0.5	<1	<1.5	<1	<0.5	<100	<100	<100	<100
92508886	MW-60_20201201	MW-60	12/02/2020	**16.4**	<0.5	<0.5	<0.5	<0.5	<0.5	<1	**1.5**	<1	<0.5	<0.5	<0.5	<0.5	<0.5	<2	<0.5	<2	<0.5	<2	<0.5	<0.5	<0.5	<0.5	<0.5	<1	<0.5	<0.5	<1	<1.5	<1	<0.5	<100	<100	<100	<100
92514892	MW-60_20210105	MW-60	01/05/2021	**52.8**	<0.5	<0.5	<0.5	<0.5	<0.5	<1	<0.5	<1	<0.5	<0.5	<0.5	<0.5	<0.5	<2	<0.5	<2	<0.5	<2	<0.5	<0.5	<0.5	<0.5	<0.5	<1	<0.5	<0.5	<1	<1.5	<1	<0.5	<100	<100	<100	<100
92522126	MW-60_20210212	MW-60	02/12/2021	<5	<0.5	<0.5	<0.5	<0.5	<0.5	<1	<0.5	<1	<0.5	<0.5	<0.5	<0.5	<0.5	<2	<0.5	<2	<0.5	<2	<0.5	<0.5	<0.5	<0.5	<0.5	<1	<0.5	<0.5	<1	<1.5	<1	<0.5	<100	<100	<100	<100
92527336	MW-60_20210311	MW-60	03/11/2021	**15.0**	<0.5	<0.5	<0.5	<0.5	<0.5	<1	<0.5	<1	<0.5	<0.5	<0.5	<0.5	<0.5	<2	<0.5	<2	<0.5	<2	<0.5	<0.5	<0.5	**4.4**	<0.5	<1	<0.5	<0.5	<1	<1.5	<1	<0.5	<50	<50	<50	<50
92531580	MW-60_20210406	MW-60	04/06/2021	<5	<0.5	<0.5	<0.5	<0.5	<0.5	<1	<0.5	<1	<0.5	<0.5	<0.5	<0.5	<0.5	<2	<0.5	<2	<0.5	<2	<0.5	<0.5	<0.5	<0.5	<0.5	<1	<0.5	<0.5	<1	<1.5	<1	<0.5	<50	<50	<50	<50
92537158	MW-60_20210505	MW-60	05/05/2021	<5	<0.5	<0.5	<0.5	<0.5	<0.5	<1	<0.5	<1	<0.5	<0.5	<0.5	<0.5	<0.5	<2	<0.5	<2	<0.5	<2	<0.5	<0.5	<0.5	<0.5	<0.5	<1	<0.5	<0.5	<1	<1	<1	<0.5	<50	<50	<50	<50
92542350	MW-60_20210603	MW-60	06/03/2021	<5	<0.5	<0.5	<0.5	<0.5	<0.5	<1	**0.47J**	<1	<0.5	<0.5	<0.5	<0.5	<0.5	<2	<0.5	<2	<0.5	<2	<0.5	<0.5	<0.5	<0.5	<0.5	<1	<0.5	<0.5	<1	<1.5	<1	<0.5	<50	<50	<50	<50
92547899	MW-60_20210706	MW-60	07/06/2021	<5	<0.5	<0.5	<0.5	<0.5	<0.5	<1	**0.68**	<1	<0.5	<0.5	<0.5	<0.5	<0.5	<2	<0.5	<2	<0.5	<2	<0.5	<0.5	<0.5	<0.5	<0.5	<1	<0.5	<0.5	<1	<1.5	<1	<0.5	<50	<50	<50	<50
92553185	MW-60_20210803	MW-60	08/03/2021	<5	<0.5	<0.5	<0.5	<0.5	<0.5	<1	**0.58**	<1	<0.5	<0.5	<0.5	<0.5	<0.5	<2	<0.5	<2	<0.5	<2	<0.5	<0.5	<0.5	<0.5	<0.5	<1	<0.5	<0.5	<1	<1.5	<1	<0.5	<50	<50	<50	<50
92558740	MW-60_20210831	MW-60	08/31/2021	<5	<0.5	<0.5	<0.5	<0.5	<0.5	<1	<0.5	<1	<0.5	<0.5	<0.5	<0.5	<0.5	<2	<0.5	<2	<0.5	<2	<0.5	<0.5	<0.5	<0.5	<0.5	<1	<0.5	<0.5	<1	<1.5	<1	<0.5	<50	<50	<50	<50
92564678	MW-60_20211004	MW-60	10/04/2021	<5.0	<0.5	<0.5	<0.5	<0.5	<0.5	<0.5	<0.5	<0.6	<0.5	<0.5	<0.5	<0.5	<0.5	<0.6	<0.5	<5	<0.5	<0.5	<0.5	<0.5	<0.5	<0.5	<0.5	<0.5	<0.5	<0.5	<1.5	<1	<0.5	<100	<100	<100	NA
92570178	MW-60_20211102	MW-60	11/02/2021	<5	<0.5	<0.5	<0.5	<0.5	<0.5	<1	<0.5	<1	<0.5	<0.5	<0.5	<0.5	<0.5	<2	<0.5	<2	<0.5	<2	<0.5	<0.5	<0.5	<0.5	<0.5	<1	<0.5	<0.5	<1	<1.5	<1	<0.5	<50	<50	<50	<50
92574905	MW-60_20211130	MW-60	11/30/2021	<5	<0.5	<0.5	<0.5	<0.5	<0.5	<1	<0.5	<1	<0.5	<0.5	<0.5	<0.5	<0.5	<2	<0.5	<2	<0.5	<2	<0.5	<0.5	<0.5	<0.5	<0.5	<1	<0.5	<0.5	<1	<1.5	<1	<0.5	<50	<50	<50	<50
92580901 92580902	MW-60_20220104	MW-60	01/04/2022	**1.2J**	<0.5	<0.5	<0.5	<0.5	<0.5	<1	<0.5	<1	<0.5	<0.5	<0.5	<0.5	<0.5	<2	<0.5	<2	<0.5	<2	<0.5	<0.5	<0.5	<0.5	<0.5	<1	<0.5	<0.5	<1	<1.5	<1	<0.5	<50	<50	<50	<50
92585560	MW-60_20220201	MW-60	02/01/2022	<5	<0.5	<0.5	<0.5	<0.5	<0.5	<1	<0.5	<1	<0.5	<0.5	<0.5	<0.5	<0.5	<2	<0.5	<2	<0.5	<2	<0.5	<0.5	<0.5	<0.5	<0.5	<1	<0.5	<0.5	<1	<1.5	<1	<0.5	<50	<50	<50	<50
92585560	DUP-2-20220201	MW-60	02/01/2022	<5	<0.5	<0.5	<0.5	<0.5	<0.5	<1	<0.5	<1	<0.5	<0.5	<0.5	<0.5	<0.5	<2	<0.5	<2	<0.5	<2	<0.5	<0.5	<0.5	<0.5	<0.5	<1	<0.5	<0.5	<1	<1.5	<1	<0.5	<50	<50	<50	<50
92509560	MW-61_20201203	MW-61	12/03/2020	**30.9**	**3.3**	<0.5	**5.5**	<0.5	<0.5	<1	**31.0**	<1	<0.5	**1.3**	<0.5	<0.5	**0.54**	<2	<0.5	<2	<0.5	<2	<0.5	<0.5	<0.5	**7.9**	<0.5	<1	<0.5	<0.5	<1	**2.27**	**1.4**	**0.87**	<100	<100	<100	<100
92509555	MW-62_20201203	MW-62	12/03/2020	<25	**0.67**	<0.5	**4.8**	<0.5	<0.5	<1	**22.2**	<1	<0.5	**1.2**	<0.5	<0.5	<0.5	<2	<0.5	<2	<0.5	<2	<0.5	<0.5	<0.5	**1.4**	<0.5	<1	<0.5	<0.5	<1	<1.5	<1	<0.5	<100	<100	<100	<100
92514892	MW-62_20210105	MW-62	01/05/2021	**74.5**	<0.5	<0.5	**3.7**	<0.5	<0.5	<1	**16.8**	<1	<0.5	**0.95**	<0.5	<0.5	<0.5	<2	<0.5	<2	<0.5	<2	<0.5	<0.5	<0.5	<0.5	<0.5	<1	<0.5	<0.5	<1	<1.5	<1	<0.5	<100	<100	<100	<100
92521851	MW-62_20210211	MW-62	02/11/2021	**11.9**	<0.5	<0.5	**2.6**	<0.5	<0.5	<1	**9.8**	<1	<0.5	**0.85**	<0.5	<0.5	<0.5	<2	<0.5	<2	<0.5	<2	<0.5	<0.5	<0.5	<0.5	<0.5	<1	<0.5	<0.5	<1	<1.5	<1	<0.5	<100	<100	<100	**125**
92527474	MW-62_20210312	MW-62	03/12/2021	**37.8**	<0.5	<0.5	**2.1**	<0.5	<0.5	<1	**8.7**	<1	<0.5	**0.57**	<0.5	<0.5	<0.5	<2	<0.5	<2	<0.5	<2	<0.5	<0.5	<0.5	<0.5	<0.5	<1	<0.5	<0.5	<1	<1.5	<1	<0.5	<50	<50	<50	<50
92531231	MW-62_20210405	MW-62	04/05/2021	**26**	<0.5	<0.5	<0.5	<0.5	<0.5	<1	**2.3**	<1	<0.5	<0.5	<0.5	<0.5	<0.5	<2	<0.5	<2	<0.5	<2	<0.5	<0.5	<0.5	<0.5	<0.5	<1	<0.5	<0.5	<1	<1.5	<1	<0.5	<50	<50	<50	<50
92536726	MW-62_20210504	MW-62	05/04/2021	**7.9**	<0.5	<0.5	**0.59**	<0.5	<0.5	<1	**2.4**	<1	<0.5	<0.5	<0.5	<0.5	<0.5	<2	<0.5	<2	<0.5	<2	<0.5	<0.5	<0.5	<0.5	<0.5	<1	<0.5	<0.5	<1	<1.5	<1	<0.5	<50	<50	<50	<50
92541991	MW-62_20210602	MW-62	06/02/2021	**7.9**	<0.5	<0.5	**0.43J**	<0.5	<0.5	<1	**2**	<1	<0.5	<0.5	<0.5	<0.5	<0.5	<2	<0.5	<2	<0.5	<2	<0.5	<0.5	<0.5	<0.5	<0.5	<1	<0.5	<0.5	<1	<1.5	<1	<0.5	<50	<50	<50	<50

Table 5A
Summary of Monitoring Well Sampling Results

Colonial Pipeline Company
2020-L1-SR2448
Huntersville, North Carolina

Lab Report Number	Sample ID	Well ID	Sample Date	Metals (µg/L)	VOCs (µg/L)																												MADEP VPH (µg/L)			
				Lead	Benzene	Bromochloromethane	Bromodichloromethane	n-Butylbenzene	sec-Butylbenzene	Chloroethane	Chloroform	Chloromethane	2-Chlorotoluene	Dibromochloromethane	1,2-Dichloroethane	Diisopropyl ether	Ethylbenzene	Hexachloro-1,3-butadiene	Isopropylbenzene (Cumene)	Methylene Chloride	Methyl-tert-butyl ether	Naphthalene	n-Propylbenzene	Styrene	Tetrachloroethene	Toluene	Trichloroethene	Trichlorofluoromethane	1,2,4-Trimethylbenzene	1,3,5-Trimethylbenzene	Vinyl chloride	Xylene (Total)	m&p-Xylene	o-Xylene	C5 - C8 Aliphatics	C9 - C12 Aliphatics	C9 - C10 Aromatics	VPH (Total)
NCAC 2L Standards				**15**	**1**	**NE**	**0.6**	**70**	**70**	**3000**	**70**	**3**	**100**	**0.4**	**0.4**	**70**	**600**	**0.4**	**70**	**5**	**20**	**6**	**70**	**70**	**0.7**	**600**	**3**	**2000**	**400**	**400**	**0.03**	**500**	**500**	**500**	**400**	**700**	**200**	**NE**
IMAC Standards				--	--	--	--	--	--	--	--	--	--	--	--	--	--	--	--	--	--	--	--	--	--	--	--	--	--	--	--	--	--	--	--	--	--
92548169	MW-62_20210707	MW-62	07/07/2021	**7.6**	<0.5	<0.5	**0.42J**	<0.5	<0.5	<1	**2.0**	<1	<0.5	<0.5	<0.5	<0.5	<0.5	<2	<0.5	<2	<0.5	<2	<0.5	<0.5	<0.5	<0.5	<0.5	<1	<0.5	<0.5	<1	<1.5	<1	<0.5	<50	<50	<50	<50
92553065	MW-62_20210802	MW-62	08/02/2021	**9.8**	<0.5	<0.5	**0.36J**	<0.5	<0.5	<1	**1.6**	<1	<0.5	<0.5	<0.5	<0.5	<0.5	<2	<0.5	<2	<0.5	<2	<0.5	<0.5	<0.5	<0.5	<0.5	<1	<0.5	<0.5	<1	<1.5	<1	<0.5	<50	<50	<50	<50
92558446	MW-62_20210830	MW-62	08/30/2021	<5	<0.5	<0.5	<0.5	<0.5	<0.5	<1	<0.5	<1	<0.5	<0.5	<0.5	<0.5	<0.5	<2	<0.5	<2	<0.5	<2	<0.5	<0.5	<0.5	**0.57**	<0.5	<1	<0.5	<0.5	<1	<1	<1	<0.5	<50	<50	<50	<50
92564678	MW-62_20211004	MW-62	10/04/2021	<5.0	<0.5	<0.5	**0.28J**	<0.5	<0.5	<0.5	**0.91**	<0.6	<0.5	<0.5	<0.5	<0.5	<0.5	<0.6	<0.5	<5	<0.5	<0.5	<0.5	<0.5	<0.5	<0.5	<0.5	<0.5	<0.5	<0.5	<0.5	<1.5	<1	<0.5	<100	<100	<100	NA
92509560	MW-63_20201203	MW-63	12/03/2020	**6.3**	<0.5	<0.5	<0.5	<0.5	<0.5	<1	<0.5	<1	<0.5	<0.5	<0.5	<0.5	<0.5	<2	<0.5	<2	<0.5	<2	<0.5	<0.5	<0.5	<0.5	<0.5	<1	<0.5	<0.5	<1	<1.5	<1	<0.5	<100	<100	<100	<100
92515544	MW-63_20210107	MW-63	01/07/2021	<5	<0.5	<0.5	<0.5	<0.5	<0.5	<1	<0.5	<1	<0.5	<0.5	<0.5	<0.5	<0.5	<2	<0.5	<2	<0.5	<2	<0.5	<0.5	<0.5	<0.5	<0.5	<1	<0.5	<0.5	<1	<1.5	<1	<0.5	<100	<100	<100	<100
92521237	MW-63_20210209	MW-63	02/09/2021	<5	<0.5	<0.5	<0.5	<0.5	<0.5	<1	<0.5	<1	<0.5	<0.5	<0.5	<0.5	<0.5	<2	<0.5	<2	<0.5	<2	<0.5	<0.5	<0.5	<0.5	<0.5	<1	<0.5	<0.5	<1	<1.5	<1	<0.5	<100	<100	<100	<100
92526977	MW-63_20210310	MW-63	03/10/2021	<5	<0.5	<0.5	<0.5	<0.5	<0.5	<1	<0.5	<1	<0.5	<0.5	<0.5	<0.5	<0.5	<2	<0.5	<2	<0.5	<2	<0.5	<0.5	<0.5	<0.5	<0.5	<1	<0.5	<0.5	<1	<1.5	<1	<0.5	<100	<100	<100	<100
92532417	MW-63_20210408	MW-63	04/08/2021	**7.6**	<0.5	<0.5	<0.5	<0.5	<0.5	<1	<0.5	<1	<0.5	<0.5	<0.5	<0.5	<0.5	<2	<0.5	<2	<0.5	<2	<0.5	<0.5	<0.5	<0.5	<0.5	<1	<0.5	<0.5	<1	<1.5	<1	<0.5	<50	<50	<50	<50
92537489	MW-63_20210506	MW-63	05/06/2021	<5	<0.5	<0.5	<0.5	<0.5	<0.5	<1	<0.5	<1	<0.5	<0.5	<0.5	<0.5	<0.5	<2	<0.5	<2	<0.5	<2	<0.5	<0.5	<0.5	<0.5	<0.5	<1	<0.5	<0.5	<1	<1.5	<1	<0.5	<50	<50	<50	<50
92542375	MW-63_20210603	MW-63	06/03/2021	<5	<0.5	<0.5	<0.5	<0.5	<0.5	<1	<0.5	<1	<0.5	<0.5	<0.5	<0.5	<0.5	<2	<0.5	<2	<0.5	<2	<0.5	<0.5	<0.5	<0.5	<0.5	<1	<0.5	<0.5	<1	<1.5	<1	<0.5	<50	<50	<50	<50
92548168	MW-63_20210707	MW-63	07/07/2021	<5	<0.5	<0.5	<0.5	<0.5	<0.5	<1	<0.5	<1	<0.5	<0.5	<0.5	<0.5	<0.5	<2	<0.5	<2	<0.5	<2	<0.5	<0.5	<0.5	<0.5	<0.5	<1	<0.5	<0.5	<1	<1.5	<1	<0.5	<50	<50	<50	<50
92554137	MW-63_20210805	MW-63	08/05/2021	<5	<0.5	<0.5	<0.5	<0.5	<0.5	<1	<0.5	<1	<0.5	<0.5	<0.5	<0.5	<0.5	<2	<0.5	<2	<0.5	<2	<0.5	<0.5	<0.5	<0.5	<0.5	<1	<0.5	<0.5	<1	<1.5	<1	<0.5	<50	<50	<50	<50
92559360	MW-63_20210902	MW-63	09/02/2021	<5	**5.0**	<0.5	<0.5	<0.5	<0.5	<1	<0.5	<1	<0.5	<0.5	<0.5	**2.8**	**2.1**	<2	<0.5	<2	<0.5	<2	<0.5	<0.5	<0.5	**15.8**	<0.5	<1	**0.58**	<0.5	<1	**8.5**	**5.0**	**3.5**	**89.2**	<50	<50	**113**
92561826	MW-63_20210916	MW-63	09/16/2021	<5	**0.35J**	<0.5	<0.5	<0.5	<0.5	<1	<0.5	<1	<0.5	<0.5	<0.5	**3.3**	**0.35J**	<2	<0.5	<2	<0.5	<2	<0.5	<0.5	<0.5	**1.7**	<0.5	<1	<0.5	<0.5	<1	**2.59**	**1.7**	**0.89**	<50	<50	<50	<50
92564084	MW-63_20210929	MW-63	09/29/2021	<5.0	**0.19J**	<0.5	<0.5	<0.5	<0.5	<0.5	**0.24J**	<2	<0.5	<0.5	<0.5	**4.5**	<0.5	<0.6	<0.5	<5	<0.5	<0.5	<0.5	<0.5	<0.5	**0.15J**	<0.5	<0.5	<0.5	<0.5	<0.5	<1.5	<1	<0.5	<100	<100	<100	NA
92515354	MW-64_20210107	MW-64	01/07/2021	**101**	<0.5	<0.5	<0.5	<0.5	<0.5	<1	**1.5**	<1	<0.5	<0.5	<0.5	<0.5	<0.5	<2	<0.5	<2	<0.5	<2	<0.5	<0.5	<0.5	<0.5	<0.5	<1	<0.5	<0.5	<1	<1.5	<1	<0.5	<100	<100	<100	<100
92515354	Dup-1-20210107	MW-64	01/07/2021	**94.8**	<0.5	<0.5	<0.5	<0.5	<0.5	<1	**1.7**	<1	<0.5	<0.5	<0.5	<0.5	<0.5	<2	<0.5	<2	<0.5	<2	<0.5	<0.5	<0.5	<0.5	<0.5	<1	<0.5	<0.5	<1	<1.5	<1	<0.5	<100	<100	<100	<100
92522267	MW-64_20210215	MW-64	02/15/2021	**14.5**	<0.5	<0.5	<0.5	<0.5	<0.5	<1	**0.77**	<1	<0.5	<0.5	<0.5	<0.5	<0.5	<2	<0.5	<2	<0.5	<2	<0.5	<0.5	<0.5	<0.5	<0.5	<1	<0.5	<0.5	<1	<1.5	<1	<0.5	<100	<100	<100	<100
92526262	MW-64_20210308	MW-64	03/08/2021	**12.8**	<0.5	<0.5	<0.5	<0.5	<0.5	<1	**1.2**	<1	<0.5	<0.5	<0.5	<0.5	<0.5	<2	<0.5	<2	<0.5	<2	<0.5	<0.5	<0.5	<0.5	<0.5	<1	<0.5	<0.5	<1	<1.5	<1	<0.5	<100	<100	<100	<100
92531238	MW-64_20210405	MW-64	04/05/2021	<5	<0.5	<0.5	<0.5	<0.5	<0.5	<1	<0.5	<1	<0.5	<0.5	<0.5	<0.5	<0.5	<2	<0.5	<2	<0.5	<2	<0.5	<0.5	<0.5	<0.5	<0.5	<1	<0.5	<0.5	<1	<1.5	<1	<0.5	<50	<50	<50	<50
92536430	MW-64_20210503	MW-64	05/03/2021	<5	<0.5	<0.5	<0.5	<0.5	<0.5	<1	<0.5	<1	<0.5	<0.5	<0.5	<0.5	<0.5	<2	<0.5	<2	<0.5	<2	<0.5	<0.5	<0.5	<0.5	<0.5	<1	<0.5	<0.5	<1	<1.5	<1	<0.5	<50	<50	<50	<50
92541706	MW-64_20210601	MW-64	06/01/2021	<5	<0.5	<0.5	<0.5	<0.5	<0.5	<1	<0.5	<1	<0.5	<0.5	<0.5	<0.5	<0.5	<2	<0.5	<2	<0.5	<2	<0.5	<0.5	<0.5	<0.5	<0.5	<1	<0.5	<0.5	<1	<1.5	<1	<0.5	<50	<50	<50	<50
92547898	MW-64_20210706	MW-64	07/06/2021	**5.8**	<0.5	<0.5	<0.5	<0.5	<0.5	<1	**1.3**	<1	<0.5	<0.5	<0.5	<0.5	<0.5	<2	<0.5	<2	<0.5	<2	<0.5	<0.5	<0.5	<0.5	<0.5	<1	<0.5	<0.5	<1	<1.5	<1	<0.5	<50	<50	<50	<50
92552963	MW-64_20210802	MW-64	08/02/2021	<5	<0.5	<0.5	<0.5	<0.5	<0.5	<1	**0.51**	<1	<0.5	<0.5	<0.5	<0.5	<0.5	<2	<0.5	<2	<0.5	<2	<0.5	<0.5	<0.5	<0.5	<0.5	<1	<0.5	<0.5	<1	<1.5	<1	<0.5	<50	<50	<50	<50
92558448	MW-64_20210830	MW-64	08/30/2021	<5	<0.5	<0.5	<0.5	<0.5	<0.5	<1	<0.5	<1	<0.5	<0.5	<0.5	<0.5	<0.5	<2	<0.5	<2	<0.5	<2	<0.5	<0.5	<0.5	<0.5	<0.5	<1	<0.5	<0.5	<1	<1.5	<1	<0.5	<50	<50	<50	<50
92564680	MW-64_20211004	MW-64	10/04/2021	<5.0	<0.5	<0.5	<0.5	<0.5	<0.5	<0.5	**0.39J**	<0.6	<0.5	<0.5	<0.5	<0.5	<0.5	<0.6	<0.5	<5	<0.5	<0.5	<0.5	<0.5	<0.5	<0.5	<0.5	<0.5	<0.5	<0.5	<0.5	<1.5	<1	<0.5	<100	<100	<100	NA
92569881	MW-64_20211101	MW-64	11/01/2021	<5	<0.5	<0.5	<0.5	<0.5	<0.5	<1	**0.71**	<1	<0.5	<0.5	<0.5	<0.5	<0.5	<2	<0.5	<2	<0.5	<2	<0.5	<0.5	<0.5	<0.5	<0.5	<1	<0.5	<0.5	<1	<1.5	<1	<0.5	<50	<50	<50	<50
92574898	MW-64_20211130	MW-64	11/30/2021	<5	<0.5	<0.5	<0.5	<0.5	<0.5	<1	**1.3**	<1	<0.5	<0.5	<0.5	<0.5	<0.5	<2	<0.5	<2	<0.5	<2	<0.5	<0.5	<0.5	<0.5	<0.5	<1	<0.5	<0.5	<1	<1.5	<1	<0.5	<50	<50	<50	<50
92580643 92580642	MW-64_20220103	MW-64	01/03/2022	**0.64J**	<0.5	<0.5	<0.5	<0.5	<0.5	<1	**0.9**	<1	<0.5	<0.5	<0.5	<0.5	<0.5	<2	<0.5	<2	<0.5	<2	<0.5	<0.5	<0.5	<0.5	<0.5	<1	<0.5	<0.5	<1	<1.5	<1	<0.5	<50	<50	<50	<50
92585314	MW-64_20220131	MW-64	01/31/2022	**6.3**	<0.5	<0.5	<0.5	<0.5	<0.5	<1	**1.2**	<1	<0.5	<0.5	<0.5	<0.5	<0.5	<2	<0.5	<2	<0.5	<2	<0.5	<0.5	<0.5	<0.5	<0.5	<1	<0.5	<0.5	<1	<1.5	<1	<0.5	<50	<50	<50	<50
92515354	MW-65_20210107	MW-65	01/07/2021	**264**	<0.5	<0.5	<0.5	<0.5	<0.5	<1	<0.5	<1	<0.5	<0.5	<0.5	<0.5	<0.5	<2	<0.5	<2	<0.5	<2	<0.5	<0.5	<0.5	<0.5	<0.5	<1	<0.5	<0.5	<1	<1.5	<1	<0.5	<100	<100	<100	<100
92522267	MW-65_20210215	MW-65	02/15/2021	<5	<0.5	<0.5	<0.5	<0.5	<0.5	<1	<0.5	<1	<0.5	<0.5	<0.5	<0.5	<0.5	<2	<0.5	<2	<0.5	<2	<0.5	<0.5	<0.5	<0.5	<0.5	<1	<0.5	<0.5	<1	<1.5	<1	<0.5	<100	<100	<100	<100
92526262	MW-65_20210308	MW-65	03/08/2021	**7.2**	<0.5	<0.5	<0.5	<0.5	<0.5	<1	<0.5	<1	<0.5	<0.5	<0.5	<0.5	<0.5	<2	<0.5	<2	<0.5	<2	<0.5	<0.5	<0.5	<0.5	<0.5	<1	<0.5	<0.5	<1	<1.5	<1	<0.5	<100	<100	<100	<100
92531238	MW-65_20210405	MW-65	04/05/2021	<5	<0.5	<0.5	<0.5	<0.5	<0.5	<1	<0.5	<1	<0.5	<0.5	<0.5	<0.5	<0.5	<2	<0.5	<2	<0.5	<2	<0.5	<0.5	<0.5	<0.5	<0.5	<1	<0.5	<0.5	<1	<1.5	<1	<0.5	<50	<50	<50	<50
92536430	MW-65_20210503	MW-65	05/03/2021	<5	<0.5	<0.5	<0.5	<0.5	<0.5	<1	<0.5	<1	<0.5	<0.5	<0.5	<0.5	<0.5	<2	<0.5	<2	<0.5	<2	<0.5	<0.5	<0.5	<0.5	<0.5	<1	<0.5	<0.5	<1	<1.5	<1	<0.5	<50	<50	<50	<50
92541706	MW-65_20210601	MW-65	06/01/2021	<5	<0.5	<0.5	<0.5	<0.5	<0.5	<1	<0.5	<1	<0.5	<0.5	<0.5	<0.5	<0.5	<2	<0.5	<2	<0.5	<2	<0.5	<0.5	<0.5	<0.5	<0.5	<1	<0.5	<0.5	<1	<1.5	<1	<0.5	<50	<50	<50	<50
92547898	MW-65_20210706	MW-65	07/06/2021	**4.6J**	<0.5	<0.5	<0.5	<0.5	<0.5	<1	<0.5	<1	<0.5	<0.5	<0.5	<0.5	<0.5	<2	<0.5	<2	<0.5	<2	<0.5	<0.5	<0.5	<0.5	<0.5	<1	<0.5	<0.5	<1	<1.5	<1	<0.5	<50	<50	<50	<50
92552963	MW-65_20210802	MW-65	08/02/2021	**5.7**	<0.5	<0.5	<0.5	<0.5	<0.5	<1	<0.5	<1	<0.5	<0.5	<0.5	<0.5	<0.5	<2	<0.5	<2	<0.5	<2	<0.5	<0.5	<0.5	<0.5	<0.5	<1	<0.5	<0.5	<1	<1.5	<1	<0.5	<50	<50	<50	<50
92558448	MW-65_20210830	MW-65	08/30/2021	<5	<0.5	<0.5	<0.5	<0.5	<0.5	<1	<0.5	<1	<0.5	<0.5	<0.5	<0.5	<0.5	<2	<0.5	<2	<0.5	<2	<0.5	<0.5	<0.5	<0.5	<0.5	<1	<0.5	<0.5	<1	<1	<1	<0.5	<50	<50	<50	<50
92564680	MW-65_20211004	MW-65	10/04/2021	<5.0	<0.5	<0.5	<0.5	<0.5	<0.5	<0.5	<0.5	<0.6	<0.5	<0.5	<0.5	<0.5	<0.5	<0.6	<0.5	<5	<0.5	<0.5	<0.5	<0.5	<0.5	<0.5	<0.5	<0.5	<0.5	<0.5	<0.5	<1.5	<1	<0.5	<100	<100	<100	NA
92569881	MW-65_20211101	MW-65	11/01/2021	**34.5**	<0.5	<0.5	<0.5	<0.5	<0.5	<1	<0.5	<1	<0.5	<0.5	<0.5	<0.5	<0.5	<2	<0.5	<2	<0.5	<2	<0.5	<0.5	<0.5	<0.5	<0.5	<1	<0.5	<0.5	<1	<1.5	<1	<0.5	<50	<50	<50	<50
92574898	MW-65_20211130	MW-65	11/30/2021	<5	<0.5	<0.5	<0.5	<0.5	<0.5	<1	<0.5	<1	<0.5	<0.5	<0.5	<0.5	<0.5	<2	<0.5	<2	<0.5	<2	<0.5	<0.5	<0.5	<0.5	<0.5	<1	<0.5	<0.5	<1	<1.5	<1	<0.5	<50	<50	<50	<50
92580643 92580642	MW-65_20220103	MW-65	01/03/2022	**0.27J**	<0.5	<0.5	<0.5	<0.5	<0.5	<1	<0.5	<1	<0.5	<0.5	<0.5	<0.5	<0.5	<2	<0.5	<2	<0.5	<2	<0.5	<0.5	<0.5	<0.5	<0.5	<1	<0.5	<0.5	<1	<1.5	<1	<0.5	<50	<50	<50	<50
92585314	MW-65_20220131	MW-65	01/31/2022	<5	<0.5	<0.5	<0.5	<0.5	<0.5	<1	<0.5	<1	<0.5	<0.5	<0.5	<0.5	<0.5	<2	<0.5	<2	<0.5	<2	<0.5	<0.5	<0.5	<0.5	<0.5	<1	<0.5	<0.5	<1	<1.5	<1	<0.5	<50	<50	<50	<50
92515387	MW-66_20210107	MW-66	01/07/2021	**107**	<0.5	<0.5	**2.8**	<0.5	<0.5	<1	**12**	<1	<0.5	**0.63**	<0.5	<0.5	<0.5	<2	<0.5	<2	<0.5	<2	<0.5	<0.5	<0.5	<0.5	<0.5	<1	<0.5	<0.5	<1	<1.5	<1	<0.5	<100	<100	<100	<100
92522125	MW-66_20210212	MW-66	02/12/2021	<5	<0.5	<0.5	**2.5**	<0.5	<0.5	<1	**8.6**	<1	<0.5	**0.62**	<0.5	<0.5	<0.5	<2	<0.5	<2	<0.5	<2	<0.5	<0.5	<0.5	**3**	<0.5	<1	<0.5	<0.5	<1	**2.49**	**1.6**	**0.89**	**165**	<100	<100	**165**
92526989	MW-66_20210310	MW-66	03/10/2021	**5.9**	<0.5	<0.5	**2.2**	<0.5	<0.5	<1	**8.5**	<1	<0.5	**0.55**	<0.5	<0.5	<0.5	<2	<0.5	<2	<0.5	<2	<0.5	<0.5	<0.5	<0.5	<0.5	<1	<0.5	<0.5	<1	<1.5	<1	<0.5	<100	<100	<100	<100
92531227	MW-66_20210405	MW-66	04/05/2021	<5	<0.5	<0.5	**1.4**	<0.5	<0.5	<1	**5.3**	<1	<0.5	<0.5	<0.5	<0.5	<0.5	<2	<0.5	<2	<0.5	<2	<0.5	<0.5	<0.5	<0.5	<0.5	<1	<0.5	<0.5	<1	<1.5	<1	<0.5	<50	<50	<50	<50

Table 5A
Summary of Monitoring Well Sampling Results

Colonial Pipeline Company
2020-L1-SR2448
Huntersville, North Carolina

Lab Report Number	Sample ID	Well ID	Sample Date	Metals (µg/L)	VOCs (µg/L)																													MADEP VPH (µg/L)			
				Lead	Benzene	Bromochloromethane	Bromodichloromethane	n-Butylbenzene	sec-Butylbenzene	Chloroethane	Chloroform	Chloromethane	2-Chlorotoluene	Dibromochloromethane	1,2-Dichloroethane	Diisopropyl ether	Ethylbenzene	Hexachloro-1,3-butadiene	Isopropylbenzene (Cumene)	Methylene Chloride	Methyl-tert-butyl ether	Naphthalene	n-Propylbenzene	Styrene	Tetrachloroethene	Toluene	Trichloroethene	Trichlorofluoromethane	1,2,4-Trimethylbenzene	1,3,5-Trimethylbenzene	Vinyl chloride	Xylene (Total)	m&p-Xylene	o-Xylene	C5 - C8 Aliphatics	C9 - C12 Aliphatics	C9 - C10 Aromatics	VPH (Total)
NCAC 2L Standards				**15**	**1**	**NE**	**0.6**	**70**	**70**	**3000**	**70**	**3**	**100**	**0.4**	**0.4**	**70**	**600**	**0.4**	**70**	**5**	**20**	**6**	**70**	**70**	**0.7**	**600**	**3**	**2000**	**400**	**400**	**0.03**	**500**	**500**	**500**	**400**	**700**	**200**	**NE**
IMAC Standards				--	--	--	--	--	--	--	--	--	--	--	--	--	--	--	--	--	--	--	--	--	--	--	--	--	--	--	--	--	--	--	--	--	--
92536738	MW-66_20210504	MW-66	05/04/2021	<5	<0.5	<0.5	**1.0**	<0.5	<0.5	<1	**4.0**	<1	<0.5	<0.5	<0.5	<0.5	<0.5	<2	<0.5	<2	<0.5	<2	<0.5	<0.5	<0.5	<0.5	<0.5	<1	<0.5	<0.5	<1	<1	<1	<0.5	<50	<50	<50	<50
92541705	MW-66_20210601	MW-66	06/01/2021	<5	<0.5	<0.5	**1.1**	<0.5	<0.5	<1	**4.5**	<1	<0.5	<0.5	<0.5	<0.5	<0.5	<2	<0.5	<2	<0.5	<2	<0.5	<0.5	<0.5	<0.5	<0.5	<1	<0.5	<0.5	<1	<1.5	<1	<0.5	<50	<50	<50	<50
92547901	MW-66_20210706	MW-66	07/06/2021	**11.6**	<0.5	<0.5	**1.2**	<0.5	<0.5	<1	**4.7**	<1	<0.5	<0.5	<0.5	<0.5	<0.5	<2	<0.5	<2	<0.5	<2	<0.5	<0.5	<0.5	<0.5	<0.5	<1	<0.5	<0.5	<1	<1.5	<1	<0.5	<50	<50	<50	<50
92552929	MW-66_20210802	MW-66	08/02/2021	<5	<0.5	<0.5	**0.93**	<0.5	<0.5	<1	**3.6**	<1	<0.5	<0.5	<0.5	<0.5	<0.5	<2	<0.5	<2	<0.5	<2	<0.5	<0.5	<0.5	<0.5	<0.5	<1	<0.5	<0.5	<1	<1.5	<1	<0.5	<50	<50	<50	<50
92558450	MW-66_20210830	MW-66	08/30/2021	<5	<0.5	**1.1**	<0.5	<0.5	<0.5	<1	**5.2**	<1	<0.5	<0.5	<0.5	<0.5	<0.5	<2	<0.5	<2	<0.5	<2	<0.5	<0.5	<0.5	<0.5	<0.5	<1	<0.5	<0.5	<1	<1	<1	<0.5	<50	<50	<50	<50
92564679	MW-66_20211004	MW-66	10/04/2021	**5.0J**	<0.5	<0.5	**1.6**	<0.5	<0.5	<0.5	**5.5**	<0.6	<0.5	**0.41J**	<0.5	<0.5	<0.5	<0.6	<0.5	<5	<0.5	<0.5	<0.5	<0.5	<0.5	<0.5	<0.5	<0.5	<0.5	<0.5	<0.5	<1.5	<1	<0.5	<100	<100	<100	NA
92569880	MW-66_20211101	MW-66	11/01/2021	<5	<0.5	<0.5	**1.4**	<0.5	<0.5	<1	**5.7**	<1	<0.5	**0.39J**	<0.5	<0.5	<0.5	<2	<0.5	<2	<0.5	<2	<0.5	<0.5	<0.5	<0.5	<0.5	<1	<0.5	<0.5	<1	<1.5	<1	<0.5	<50	<50	<50	<50
92574894	MW-66_20211130	MW-66	11/30/2021	<5	<0.5	<0.5	**1.8**	<0.5	<0.5	<1	**6.5**	<1	<0.5	**0.44J**	<0.5	<0.5	<0.5	<2	<0.5	<2	<0.5	<2	<0.5	<0.5	<0.5	<0.5	<0.5	<1	<0.5	<0.5	<1	<1.5	<1	<0.5	<50	<50	<50	<50
92580646 92580647	MW-66_20220103	MW-66	01/03/2022	**46.9**	<0.5	<0.5	**1.5**	<0.5	<0.5	<1	**7.4**	<1	<0.5	<0.5	<0.5	<0.5	<0.5	<2	<0.5	<2	<0.5	<2	<0.5	<0.5	<0.5	<0.5	<0.5	<1	<0.5	<0.5	<1	<1.5	<1	<0.5	<50	<50	<50	<50
92585315	MW-66_20220131	MW-66	01/31/2022	**7.1**	<0.5	<0.5	**1.1**	<0.5	<0.5	<1	**4.7**	<1	<0.5	<0.5	<0.5	<0.5	<0.5	<2	<0.5	<2	<0.5	<2	<0.5	<0.5	<0.5	<0.5	<0.5	<1	<0.5	<0.5	<1	<1.5	<1	<0.5	<50	<50	<50	<50
92515387	MW- 67_20210107	MW-67	01/07/2021	**23.2**	<0.5	<0.5	<0.5	<0.5	<0.5	<1	**1.5**	<1	<0.5	<0.5	<0.5	<0.5	<0.5	<2	<0.5	<2	<0.5	<2	<0.5	<0.5	<0.5	**106**	<0.5	<1	<0.5	<0.5	<1	<1.5	<1	<0.5	**116**	<100	<100	**116**
92522125	MW-67_20210212	MW-67	02/12/2021	<5	<0.5	<0.5	<0.5	<0.5	<0.5	<1	<0.5	<1	<0.5	<0.5	<0.5	<0.5	<0.5	<2	<0.5	<2	<0.5	<2	<0.5	<0.5	<0.5	**8.2**	<0.5	<1	<0.5	<0.5	<1	**1.99**	**1.4**	**0.59**	<100	<100	<100	<100
92526617	MW-67_20210309	MW-67	03/09/2021	<5	<0.5	<0.5	<0.5	<0.5	<0.5	<1	<0.5	<1	<0.5	<0.5	<0.5	<0.5	<0.5	<2	<0.5	<2	<0.5	<2	<0.5	<0.5	<0.5	**4.8**	<0.5	<1	<0.5	<0.5	<1	<1.5	<1	<0.5	<100	<100	<100	<100
92526617	DUP-1-20210309	MW-67	03/09/2021	<5	<0.5	<0.5	<0.5	<0.5	<0.5	<1	<0.5	<1	<0.5	<0.5	<0.5	<0.5	<0.5	<2	<0.5	<2	<0.5	<2	<0.5	<0.5	<0.5	**4.1**	<0.5	<1	<0.5	<0.5	<1	<1.5	<1	<0.5	<100	<100	<100	<100
92531227	MW-67_20210405	MW-67	04/05/2021	<5	<0.5	<0.5	<0.5	<0.5	<0.5	<1	<0.5	<1	<0.5	<0.5	<0.5	<0.5	<0.5	<2	<0.5	<2	<0.5	<2	<0.5	<0.5	<0.5	**3.1**	<0.5	<1	<0.5	<0.5	<1	<1.5	<1	<0.5	<50	<50	<50	<50
92536429	MW-67_20210503	MW-67	05/03/2021	<5	<0.5	<0.5	<0.5	<0.5	<0.5	<1	<0.5	<1	<0.5	<0.5	<0.5	<0.5	<0.5	<2	<0.5	<2	<0.5	<2	<0.5	<0.5	<0.5	**0.75**	<0.5	<1	<0.5	<0.5	<1	<1.5	<1	<0.5	<50	<50	<50	<50
92541705	MW-67_20210601	MW-67	06/01/2021	<5	<0.5	<0.5	<0.5	<0.5	<0.5	<1	<0.5	<1	<0.5	<0.5	<0.5	<0.5	<0.5	<2	<0.5	<2	<0.5	<2	<0.5	<0.5	<0.5	**2.4**	<0.5	<1	<0.5	<0.5	<1	<1.5	<1	<0.5	<50	<50	<50	<50
92547901	MW-67_20210706	MW-67	07/06/2021	**5.9**	<0.5	<0.5	<0.5	<0.5	<0.5	<1	<0.5	<1	<0.5	<0.5	<0.5	<0.5	<0.5	<2	<0.5	<2	<0.5	<2	<0.5	<0.5	<0.5	<0.5	<0.5	<1	<0.5	<0.5	<1	<1.5	<1	<0.5	<50	<50	<50	<50
92552929	MW-67_20210802	MW-67	08/02/2021	<5	<0.5	<0.5	<0.5	<0.5	<0.5	<1	<0.5	<1	<0.5	<0.5	<0.5	<0.5	<0.5	<2	<0.5	<2	<0.5	<2	<0.5	<0.5	<0.5	<0.5	<0.5	<1	<0.5	<0.5	<1	<1.5	<1	<0.5	<50	<50	<50	<50
92552929	DUP-1 20210802	MW-67	08/02/2021	<5	<0.5	<0.5	<0.5	<0.5	<0.5	<1	<0.5	<1	<0.5	<0.5	<0.5	<0.5	<0.5	<2	<0.5	<2	<0.5	<2	<0.5	<0.5	<0.5	<0.5	<0.5	<1	<0.5	<0.5	<1	<1.5	<1	<0.5	<50	<50	<50	<50
92558450	MW-67_20210830	MW-67	08/30/2021	<5	<0.5	<0.5	<0.5	<0.5	<0.5	<1	<0.5	<1	<0.5	<0.5	<0.5	<0.5	<0.5	<2	<0.5	<2	<0.5	<2	<0.5	<0.5	<0.5	<0.5	<0.5	<1	<0.5	<0.5	<1	<1	<1	<0.5	<50	<50	<50	<50
92558450	DUP-1-20210830	MW-67	08/30/2021	<5	<0.5	<0.5	<0.5	<0.5	<0.5	<1	<0.5	<1	<0.5	<0.5	<0.5	<0.5	<0.5	<2	<0.5	<2	<0.5	<2	<0.5	<0.5	<0.5	<0.5	<0.5	<1	<0.5	<0.5	<1	<1	<1	<0.5	<50	<50	<50	<50
92564679	MW-67_20211004	MW-67	10/04/2021	<5.0	<0.5	<0.5	<0.5	<0.5	<0.5	<0.5	<0.5	<0.6	<0.5	<0.5	<0.5	<0.5	<0.5	<0.6	<0.5	<5	<0.5	<0.5	<0.5	<0.5	<0.5	<0.5	<0.5	<0.5	<0.5	<0.5	<0.5	<1.5	<1	<0.5	<100	<100	<100	NA
92564679	DUP-1-20211004	MW-67	10/04/2021	<5.0	<0.5	<0.5	<0.5	<0.5	<0.5	<0.5	<0.5	<0.6	<0.5	<0.5	<0.5	<0.5	<0.5	<0.6	<0.5	<5	<0.5	<0.5	<0.5	<0.5	<0.5	<0.5	<0.5	<0.5	<0.5	<0.5	<0.5	<1.5	<1	<0.5	<100	<100	<100	NA
92569880	MW-67_20211101	MW-67	11/01/2021	<5	<0.5	<0.5	<0.5	<0.5	<0.5	<1	<0.5	<1	<0.5	<0.5	<0.5	<0.5	<0.5	<2	<0.5	<2	<0.5	<2	<0.5	<0.5	<0.5	<0.5	<0.5	<1	<0.5	<0.5	<1	<1.5	<1	<0.5	<50	<50	<50	<50
92569880	DUP-2-20211101	MW-67	11/01/2021	<5	<0.5	<0.5	<0.5	<0.5	<0.5	<1	<0.5	<1	<0.5	<0.5	<0.5	<0.5	<0.5	<2	<0.5	<2	<0.5	<2	<0.5	<0.5	<0.5	<0.5	<0.5	<1	<0.5	<0.5	<1	<1.5	<1	<0.5	<50	<50	<50	<50
92574894	MW-67_20211130	MW-67	11/30/2021	<5	<0.5	<0.5	<0.5	<0.5	<0.5	<1	<0.5	<1	<0.5	<0.5	<0.5	<0.5	<0.5	<2	<0.5	<2	<0.5	<2	<0.5	<0.5	<0.5	<0.5	<0.5	<1	<0.5	<0.5	<1	<1.5	<1	<0.5	<50	<50	<50	<50
92580646 92580647	MW-67_20220103	MW-67	01/03/2022	**0.72J**	<0.5	<0.5	<0.5	<0.5	<0.5	<1	<0.5	<1	<0.5	<0.5	<0.5	<0.5	<0.5	<2	<0.5	<2	<0.5	<2	<0.5	<0.5	<0.5	<0.5	<0.5	<1	<0.5	<0.5	<1	<1.5	<1	<0.5	<50	<50	<50	<50
92585315	MW-67_20220131	MW-67	01/31/2022	<5	<0.5	<0.5	<0.5	<0.5	<0.5	<1	<0.5	<1	<0.5	<0.5	<0.5	<0.5	<0.5	<2	<0.5	<2	<0.5	<2	<0.5	<0.5	<0.5	<0.5	<0.5	<1	<0.5	<0.5	<1	<1.5	<1	<0.5	<50	<50	<50	<50
92515387	MW- 68_20210107	MW-68	01/07/2021	**99.2**	<0.5	<0.5	<0.5	<0.5	<0.5	<1	<0.5	<1	<0.5	<0.5	<0.5	<0.5	<0.5	<2	<0.5	<2	<0.5	<2	<0.5	<0.5	<0.5	<0.5	<0.5	<1	<0.5	<0.5	<1	<1.5	<1	<0.5	<100	<100	<100	<100
92522266	MW-68_20210215	MW-68	02/15/2021	**15.5**	<0.5	<0.5	<0.5	<0.5	<0.5	<1	<0.5	<1	<0.5	<0.5	<0.5	<0.5	<0.5	<2	<0.5	<2	<0.5	<2	<0.5	<0.5	<0.5	<0.5	<0.5	<1	<0.5	<0.5	<1	<1.5	<1	<0.5	<100	<100	<100	<100
92526617	MW-68_20210309	MW-68	03/09/2021	**5.9**	<0.5	<0.5	<0.5	<0.5	<0.5	<1	<0.5	<1	<0.5	<0.5	<0.5	<0.5	<0.5	<2	<0.5	<2	<0.5	<2	<0.5	<0.5	<0.5	<0.5	<0.5	<1	<0.5	<0.5	<1	<1.5	<1	<0.5	<100	<100	<100	<100
92531227	MW-68_20210405	MW-68	04/05/2021	**6.6**	<0.5	<0.5	<0.5	<0.5	<0.5	<1	<0.5	<1	<0.5	<0.5	<0.5	<0.5	<0.5	<2	<0.5	<2	<0.5	<2	<0.5	<0.5	<0.5	<0.5	<0.5	<1	<0.5	<0.5	<1	<1.5	<1	<0.5	<50	<50	<50	<50
92536738	MW-68_20210504	MW-68	05/04/2021	<5	<0.5	<0.5	<0.5	<0.5	<0.5	<1	<0.5	<1	<0.5	<0.5	<0.5	<0.5	<0.5	<2	<0.5	<2	<0.5	<2	<0.5	<0.5	<0.5	<0.5	<0.5	<1	<0.5	<0.5	<1	<1.5	<1	<0.5	<50	<50	<50	<50
92541705	MW-68_20210601	MW-68	06/01/2021	<5	<0.5	<0.5	<0.5	<0.5	<0.5	<1	<0.5	<1	<0.5	<0.5	<0.5	<0.5	<0.5	<2	<0.5	<2	<0.5	<2	<0.5	<0.5	<0.5	<0.5	<0.5	<1	<0.5	<0.5	<1	<1.5	<1	<0.5	<50	<50	<50	<50
92547901	MW-68_20210706	MW-68	07/06/2021	<5	<0.5	<0.5	<0.5	<0.5	<0.5	<1	<0.5	<1	<0.5	<0.5	<0.5	<0.5	<0.5	<2	<0.5	<2	<0.5	<2	<0.5	<0.5	<0.5	<0.5	<0.5	<1	<0.5	<0.5	<1	<1.5	<1	<0.5	<50	<50	<50	<50
92552929	MW-68_20210802	MW-68	08/02/2021	**5.2**	<0.5	<0.5	<0.5	<0.5	<0.5	<1	<0.5	<1	<0.5	<0.5	<0.5	<0.5	<0.5	<2	<0.5	<2	<0.5	<2	<0.5	<0.5	<0.5	<0.5	<0.5	<1	<0.5	<0.5	<1	<1.5	<1	<0.5	<50	<50	<50	<50
92558450	MW-68_20210830	MW-68	08/30/2021	**16.7**	<0.5	<0.5	<0.5	<0.5	<0.5	<1	<0.5	<1	<0.5	<0.5	<0.5	<0.5	<0.5	<2	<0.5	<2	<0.5	<2	<0.5	<0.5	<0.5	<0.5	<0.5	<1	<0.5	<0.5	<1	<1	<1	<0.5	<50	<50	<50	<50
92564679	MW-68_20211004	MW-68	10/04/2021	**5.9**	<0.5	<0.5	<0.5	<0.5	<0.5	<0.5	<0.5	<0.6	<0.5	<0.5	<0.5	<0.5	<0.5	<0.6	<0.5	<5	<0.5	<0.5	<0.5	<0.5	<0.5	<0.5	<0.5	<0.5	<0.5	<0.5	<0.5	<1.5	<1	<0.5	<100	<100	<100	NA
92569880	MW-68_20211101	MW-68	11/01/2021	<5	<0.5	<0.5	<0.5	<0.5	<0.5	<1	<0.5	<1	<0.5	<0.5	<0.5	<0.5	<0.5	<2	<0.5	<2	<0.5	<2	<0.5	<0.5	<0.5	<0.5	<0.5	<1	<0.5	<0.5	<1	<1.5	<1	<0.5	<50	<50	<50	<50
92574894	MW-68_20211130	MW-68	11/30/2021	**7.2**	<0.5	<0.5	<0.5	<0.5	<0.5	<1	<0.5	<1	<0.5	<0.5	<0.5	<0.5	<0.5	<2	<0.5	<2	<0.5	<2	<0.5	<0.5	<0.5	<0.5	<0.5	<1	<0.5	<0.5	<1	<1.5	<1	<0.5	<50	<50	<50	<50
92580646 92580647	MW-68_20220103	MW-68	01/03/2022	**5.5**	<0.5	<0.5	<0.5	<0.5	<0.5	<1	<0.5	<1	<0.5	<0.5	<0.5	<0.5	<0.5	<2	<0.5	<2	<0.5	<2	<0.5	<0.5	<0.5	<0.5	<0.5	<1	<0.5	<0.5	<1	<1.5	<1	<0.5	<50	<50	<50	<50
92585315	MW-68_20220131	MW-68	01/31/2022	<5	<0.5	<0.5	<0.5	<0.5	<0.5	<1	<0.5	<1	<0.5	<0.5	<0.5	<0.5	<0.5	<2	<0.5	<2	<0.5	<2	<0.5	<0.5	<0.5	<0.5	<0.5	<1	<0.5	<0.5	<1	<1.5	<1	<0.5	<50	<50	<50	<50
92515214	MW-69_20210106	MW-69	01/06/2021	**123**	<0.5	<0.5	**0.55**	<0.5	<0.5	<1	**4.6**	<1	<0.5	<0.5	<0.5	<0.5	<0.5	<2	<0.5	<2	<0.5	<2	<0.5	<0.5	<0.5	<0.5	<0.5	<1	<0.5	<0.5	<1	<1.5	<1	<0.5	<100	<100	<100	<100
92521555	MW-69_20210210	MW-69	02/10/2021	**40.3**	<0.5	<0.5	<0.5	<0.5	<0.5	<1	**2.8**	<1	<0.5	<0.5	<0.5	<0.5	<0.5	<2	<0.5	<2	<0.5	<2	<0.5	<0.5	<0.5	<0.5	<0.5	<1	<0.5	<0.5	<1	<1.5	<1	<0.5	<100	<100	<100	<100
92527327	MW-69_20210311	MW-69	03/11/2021	<5	<0.5	<0.5	**0.99**	<0.5	<0.5	<1	**5.4**	<1	<0.5	<0.5	<0.5	<0.5	<0.5	<2	<0.5	<2	<0.5	<2	<0.5	<0.5	<0.5	<0.5	<0.5	<1	<0.5	<0.5	<1	<1.5	<1	<0.5	<50	<50	<50	<50
92532417	MW-69_20210408	MW-69	04/08/2021	**9.1**	<0.5	<0.5	**1.1**	<0.5	<0.5	<1	**5.5**	<1	<0.5	<0.5	<0.5	**0.64**	<0.5	<2	<0.5	<2	<0.5	<2	<0.5	<0.5	<0.5	<0.5	<0.5	<1	<0.5	<0.5	<1	<1.5	<1	<0.5	<50	<50	<50	<50
92537784	MW-69_20210507	MW-69	05/07/2021	<5	<0.5	<0.5	**3.4**	<0.5	<0.5	<1	**18.7**	<1	<0.5	**0.77**	<0.5	**1.0**	<0.5	<2	<0.5	<2	<0.5	<2	<0.5	<0.5	<0.5	<0.5	<0.5	<1	<0.5	<0.5	<1	<1.5	<1	<0.5	<50	<50	<50	<50

Table 5A
Summary of Monitoring Well Sampling Results

Colonial Pipeline Company
2020-L1-SR2448
Huntersville, North Carolina

Lab Report Number	Sample ID	Well ID	Sample Date	Metals (µg/L)	VOCs (µg/L)																																MADEP VPH (µg/L)			
				Lead	Benzene	Bromochloromethane	Bromodichloromethane	n-Butylbenzene	sec-Butylbenzene	Chloroethane	Chloroform	Chloromethane	2-Chlorotoluene	Dibromochloromethane	1,2-Dichloroethane	Diisopropyl ether	Ethylbenzene	Hexachloro-1,3-butadiene	Isopropylbenzene (Cumene)	Methylene Chloride	Methyl-tert-butyl ether	Naphthalene	n-Propylbenzene	Styrene	Tetrachloroethene	Toluene	Trichloroethene	Trichlorofluoromethane	1,2,4-Trimethylbenzene	1,3,5-Trimethylbenzene	Vinyl chloride	Xylene (Total)	m&p-Xylene	o-Xylene	C5 - C8 Aliphatics	C9 - C12 Aliphatics	C9 - C10 Aromatics	VPH (Total)
NCAC 2L Standards				**15**	**1**	**NE**	**0.6**	**70**	**70**	**3000**	**70**	**3**	**100**	**0.4**	**0.4**	**70**	**600**	**0.4**	**70**	**5**	**20**	**6**	**70**	**70**	**0.7**	**600**	**3**	**2000**	**400**	**400**	**0.03**	**500**	**500**	**500**	**400**	**700**	**200**	**NE**
IMAC Standards				--	--	--	--	--	--	--	--	--	--	--	--	--	--	--	--	--	--	--	--	--	--	--	--	--	--	--	--	--	--	--	--	--	--	--
92542611	MW-69_20210604	MW-69	06/04/2021	<5	<0.5	<0.5	**3.9**	<0.5	<0.5	<1	**20.2**	<1	<0.5	**0.88**	<0.5	**0.41J**	<0.5	<2	<0.5	<2	<0.5	<2	<0.5	<0.5	<0.5	<0.5	<0.5	<1	<0.5	<0.5	<1	<1.5	<1	<0.5	<50	<50	<50	<50
92548527	MW-69_20210708	MW-69	07/08/2021	<5	<0.5	<0.5	**2.7**	<0.5	<0.5	<1	**14.7**	<1	<0.5	**0.66**	<0.5	<0.5	<0.5	<2	<0.5	<2	<0.5	<2	<0.5	<0.5	<0.5	<0.5	<0.5	<1	<0.5	<0.5	<1	<1.5	<1	<0.5	<50	<50	<50	<50
92553563	MW-69_20210804	MW-69	08/04/2021	<5	<0.5	<0.5	**2.9**	<0.5	<0.5	<1	**15.4**	<1	<0.5	**0.72**	<0.5	<0.5	<0.5	<2	<0.5	<2	<0.5	<2	<0.5	<0.5	<0.5	<0.5	<0.5	<1	<0.5	<0.5	<1	<1.5	<1	<0.5	<50	<50	<50	<50
92559014	MW-69_20210901	MW-69	09/01/2021	<5	<0.5	<0.5	**2.1**	<0.5	<0.5	<1	**10.9**	<1	<0.5	**0.54**	<0.5	<0.5	<0.5	<2	<0.5	<2	<0.5	<2	<0.5	<0.5	<0.5	<0.5	<0.5	<1	<0.5	<0.5	<1	<1.5	<1	<0.5	<50	<50	<50	<50
92564336	MW-69_20210929	MW-69	09/29/2021	<5.0	<0.5	<0.5	**2.2**	<0.5	<0.5	<0.5	**14**	<0.6	<0.5	**0.40J**	<0.5	<0.5	<0.5	<0.6	<0.5	<5	<0.5	<0.5	<0.5	<0.5	<0.5	<0.5	<0.5	<0.5	<0.5	<0.5	<0.5	<1.5	<1	<0.5	<100	<100	<100	NA
92570483	MW-69_20211103	MW-69	11/03/2021	**5.3**	<0.5	<0.5	**1.3**	<0.5	<0.5	<1	**8.4**	<1	<0.5	<0.5	<0.5	<0.5	<0.5	<2	<0.5	<2	<0.5	<2	<0.5	<0.5	<0.5	<0.5	<0.5	<1	<0.5	<0.5	<1	<1.5	<1	<0.5	<50	<50	<50	<50
92575654	MW-69_20211202	MW-69	12/02/2021	<5	<0.5	<0.5	**1.6**	<0.5	<0.5	<1	**7.8**	<1	<0.5	**0.40J**	<0.5	<0.5	<0.5	<2	<0.5	<2	<0.5	<2	<0.5	<0.5	<0.5	<0.5	<0.5	<1	<0.5	<0.5	<1	<1.5	<1	<0.5	<50	<50	<50	<50
92583376	MW-69_20220106	MW-69	01/06/2022	**1.6J**	<0.5	<0.5	**1.0**	<0.5	<0.5	<1	**5.0**	<1	<0.5	<0.5	<0.5	<0.5	<0.5	<2	<0.5	<2	<0.5	<2	<0.5	<0.5	<0.5	<0.5	<0.5	<1	<0.5	<0.5	<1	<1.5	<1	<0.5	<50	<50	<50	<50
92586178	MW-69_20220203	MW-69	02/03/2022	**31**	<0.5	<0.5	**0.73**	<0.5	<0.5	<1	**4.1**	<1	<0.5	<0.5	<0.5	<0.5	<0.5	<2	<0.5	<2	<0.5	<2	<0.5	<0.5	<0.5	<0.5	<0.5	<1	<0.5	<0.5	<1	<1.5	<1	<0.5	<50	<50	<50	<50
92515354	MW-70_20210107	MW-70	01/07/2021	**155**	<0.5	<0.5	<0.5	<0.5	<0.5	<1	**1.4**	<1	<0.5	<0.5	<0.5	<0.5	<0.5	<2	<0.5	<2	<0.5	<2	<0.5	<0.5	<0.5	<0.5	<0.5	<1	<0.5	<0.5	<1	<1.5	<1	<0.5	<100	<100	<100	<100
92522267	MW-70_20210215	MW-70	02/15/2021	**24.5**	<0.5	<0.5	<0.5	<0.5	<0.5	<1	<0.5	<1	<0.5	<0.5	<0.5	<0.5	<0.5	<2	<0.5	<2	<0.5	<2	<0.5	<0.5	<0.5	<0.5	<0.5	<1	<0.5	<0.5	<1	<1.5	<1	<0.5	<100	<100	<100	<100
92526262	MW-70_20210308	MW-70	03/08/2021	**9.8**	<0.5	<0.5	<0.5	<0.5	<0.5	<1	**1.9**	<1	<0.5	<0.5	<0.5	<0.5	<0.5	<2	<0.5	<2	<0.5	<2	<0.5	<0.5	<0.5	<0.5	<0.5	<1	<0.5	<0.5	<1	<1.5	<1	<0.5	<100	<100	<100	<100
92531238	MW-70_20210405	MW-70	04/05/2021	<5	<0.5	<0.5	<0.5	<0.5	<0.5	<1	**1.5**	<1	<0.5	<0.5	<0.5	<0.5	<0.5	<2	<0.5	<2	<0.5	<2	<0.5	<0.5	<0.5	<0.5	<0.5	<1	<0.5	<0.5	<1	<1.5	<1	<0.5	<50	<50	<50	<50
92536731	MW-70_20210504	MW-70	05/04/2021	<5	<0.5	<0.5	**0.4J**	<0.5	<0.5	<1	**1.7**	<1	<0.5	<0.5	<0.5	<0.5	<0.5	<2	<0.5	<2	<0.5	<2	<0.5	<0.5	<0.5	<0.5	<0.5	<1	<0.5	<0.5	<1	<1.5	<1	<0.5	<50	<50	<50	<50
92541706	MW-70_20210601	MW-70	06/01/2021	<5	<0.5	<0.5	<0.5	<0.5	<0.5	<1	**0.85**	<1	<0.5	<0.5	<0.5	<0.5	<0.5	<2	<0.5	<2	<0.5	<2	<0.5	<0.5	<0.5	<0.5	<0.5	<1	<0.5	<0.5	<1	<1.5	<1	<0.5	<50	<50	<50	<50
92547898	MW-70_20210706	MW-70	07/06/2021	<5	<0.5	<0.5	<0.5	<0.5	<0.5	**0.46J**	<0.5	<1	<0.5	<0.5	<0.5	<0.5	<0.5	<2	<0.5	<2	<0.5	<2	<0.5	<0.5	<0.5	<0.5	<0.5	<1	<0.5	<0.5	<1	<1.5	<1	<0.5	<50	<50	<50	<50
92552963	MW-70_20210802	MW-70	08/02/2021	**9.9**	<0.5	<0.5	<0.5	<0.5	<0.5	<1	<0.5	<1	<0.5	<0.5	<0.5	<0.5	<0.5	<2	<0.5	<2	<0.5	<2	<0.5	<0.5	<0.5	<0.5	<0.5	<1	<0.5	<0.5	<1	<1.5	<1	<0.5	<50	<50	<50	<50
92558448	MW-70_20210830	MW-70	08/30/2021	<5	<0.5	<0.5	<0.5	<0.5	<0.5	<1	**0.42J**	<1	<0.5	<0.5	<0.5	<0.5	<0.5	<2	<0.5	<2	<0.5	<2	<0.5	<0.5	<0.5	<0.5	<0.5	<1	<0.5	<0.5	<1	<1	<1	<0.5	<50	<50	<50	<50
92564680	MW-70_20211004	MW-70	10/04/2021	<5.0	<0.5	<0.5	<0.5	<0.5	<0.5	<0.5	**0.28J**	<0.6	<0.5	<0.5	<0.5	<0.5	<0.5	<0.6	<0.5	<5	<0.5	<0.5	<0.5	<0.5	<0.5	<0.5	<0.5	<0.5	<0.5	<0.5	<0.5	<1.5	<1	<0.5	<100	<100	<100	NA
92569881	MW-70_20211101	MW-70	11/01/2021	**4.9J**	<0.5	<0.5	<0.5	<0.5	<0.5	<1	<0.5	<1	<0.5	<0.5	<0.5	<0.5	<0.5	<2	<0.5	<2	<0.5	<2	<0.5	<0.5	<0.5	<0.5	<0.5	<1	<0.5	<0.5	<1	<1.5	<1	<0.5	<50	<50	<50	<50
92569881	DUP-1-20211101	MW-70	11/01/2021	<5	<0.5	<0.5	<0.5	<0.5	<0.5	<1	<0.5	<1	<0.5	<0.5	<0.5	<0.5	<0.5	<2	<0.5	<2	<0.5	<2	<0.5	<0.5	<0.5	<0.5	<0.5	<1	<0.5	<0.5	<1	<1.5	<1	<0.5	<50	<50	<50	<50
92574898	MW-70_20211130	MW-70	11/30/2021	<5	<0.5	<0.5	<0.5	<0.5	<0.5	<1	<0.5	<1	<0.5	<0.5	<0.5	<0.5	<0.5	<2	<0.5	<2	<0.5	<2	<0.5	<0.5	<0.5	<0.5	<0.5	<1	<0.5	<0.5	<1	<1.5	<1	<0.5	<50	<50	<50	<50
92580643 92580642	MW-70_20220103	MW-70	01/03/2022	**0.77J**	<0.5	<0.5	<0.5	<0.5	<0.5	<1	<0.5	<1	<0.5	<0.5	<0.5	<0.5	<0.5	<2	<0.5	<2	<0.5	<2	<0.5	<0.5	<0.5	<0.5	<0.5	<1	<0.5	<0.5	<1	<1.5	<1	<0.5	<50	<50	<50	<50
92585314	MW-70_20220131	MW-70	01/31/2022	<5	<0.5	<0.5	<0.5	<0.5	<0.5	<1	<0.5	<1	<0.5	<0.5	<0.5	<0.5	<0.5	<2	<0.5	<2	<0.5	<2	<0.5	<0.5	<0.5	<0.5	<0.5	<1	<0.5	<0.5	<1	<1.5	<1	<0.5	<50	<50	<50	<50
92521555	MW-71_20210210	MW-71	02/10/2021	**22.6**	<0.5	<0.5	**1.3**	<0.5	<0.5	<1	**10.6**	<1	<0.5	<0.5	<0.5	<0.5	<0.5	<2	<0.5	<2	<0.5	<2	<0.5	<0.5	<0.5	**0.66**	<0.5	<1	<0.5	<0.5	<1	<1.5	<1	<0.5	<100	<100	<100	<100
92527327	MW-71_20210311	MW-71	03/11/2021	<5	<0.5	<0.5	**2.1**	<0.5	<0.5	<1	**11.6**	<1	<0.5	**0.54**	<0.5	<0.5	<0.5	<2	<0.5	<2	<0.5	<2	<0.5	<0.5	<0.5	<0.5	<0.5	<1	<0.5	<0.5	<1	<1.5	<1	<0.5	<50	<50	<50	<50
92532417	MW-71_20210408	MW-71	04/08/2021	**94.2**	<0.5	<0.5	<0.5	<0.5	<0.5	<1	**2.8**	<1	<0.5	<0.5	<0.5	<0.5	<0.5	<2	<0.5	<2	<0.5	<2	<0.5	<0.5	<0.5	<0.5	<0.5	<1	<0.5	<0.5	<1	<1.5	<1	<0.5	<50	<50	<50	<50
92537784	MW-71_20210507	MW-71	05/07/2021	**64.1**	**16.7**	<0.5	**0.73**	<0.5	<0.5	<1	**4.4**	<1	<0.5	<0.5	<0.5	**3.5**	**3.3**	<2	<0.5	<2	<0.5	<2	<0.5	<0.5	<0.5	**54.2**	<0.5	<1	**1.1**	<0.5	<1	**18.7**	**11.4**	**7.3**	**329**	**57.7**	<50	**387**
92542611	MW-71_20210604	MW-71	06/04/2021	<5	**133**	<2	<2	<2	<2	<4	**5.2**	<4	<2	<2	<2	**17.6**	**24.9**	<8	<2	<8	<2	**3.6J**	<2	<2	<2	**408**	<2	<4	**5.7**	<2	<4	**116.3**	**65.9**	**50.4**	**3,030**	**411**	<50	**3,450**
92548527	MW-71_20210708	MW-71	07/08/2021	**12.2**	**248**	<2	<2	<2	<2	<4	**3.7**	<4	<2	<2	<2	**30.1**	**22.4**	<8	<2	<8	<2	**5.9J**	<2	<2	<2	**480**	<2	<4	**20.6**	**6.3**	<4	**291**	**173**	**118**	**3,760**	**668**	<100	**4,510**
92554137	MW-71_20210805	MW-71	08/05/2021	**15.8**	**153**	<2	<2	<2	<2	<4	**3.4**	<4	<2	<2	<2	**36.8**	**22.6**	<8	<2	<8	<2	**10.5J**	<2	<2	<2	**746**	<2	<4	**35.1**	<2	<4	**464**	**270**	**194**	**4,980**	**945**	**132**	**6,060**
92559360	MW-71_20210902	MW-71	09/02/2021	<5	**71.4**	<0.5	**0.64**	<0.5	<0.5	<1	**4.5**	<1	<0.5	<0.5	<0.5	**21.4**	<0.5	<2	<0.5	<2	**0.49J**	**2.8J**	<0.5	<0.5	<0.5	**33.6**	<0.5	<1	**2.7**	<0.5	<1	**89.4**	**26.6**	**62.8**	**650**	**197**	<50	**871**
92564084	MW-71_20210929	MW-71	09/29/2021	**4.8J**	**19**	<0.5	**0.75**	<0.5	<0.5	<0.5	**3.8**	<2	<0.5	<0.5	<0.5	**12**	**0.31J**	<0.6	<0.5	<5	**0.31J**	**0.29J**	<0.5	<0.5	<0.5	**18**	<0.5	<0.5	**0.84**	**0.47J**	<0.5	**28**	**11**	**17**	**150**	<100	<100	NA
92570483	MW-71_20211103	MW-71	11/03/2021	<5	**5.6**	<0.5	**0.32J**	<0.5	<0.5	<1	**2.7**	<1	<0.5	<0.5	<0.5	**7.5**	<0.5	<2	<0.5	<2	<0.5	<2	<0.5	<0.5	<0.5	**3.2**	<0.5	<1	<0.5	<0.5	<1	**6.7**	**3.8**	**2.9**	<50	<50	<50	**61.2**
92575654	MW-71_20211202	MW-71	12/02/2021	<5	**0.95**	<0.5	**0.7**	<0.5	<0.5	<1	**4.1**	<1	<0.5	<0.5	<0.5	**5.2**	<0.5	<2	<0.5	<2	<0.5	<2	<0.5	<0.5	<0.5	**1.0**	<0.5	<1	<0.5	<0.5	<1	**0.42J**	<1	**0.42J**	<50	<50	<50	<50
92583376	MW-71_20220106	MW-71	01/06/2022	**3.8J**	<0.5	<0.5	**0.66**	<0.5	<0.5	<1	**4.2**	<1	<0.5	<0.5	<0.5	**2.6**	<0.5	<2	<0.5	<2	<0.5	<2	<0.5	<0.5	<0.5	<0.5	<0.5	<1	<0.5	<0.5	<1	<1.5	<1	<0.5	<50	<50	<50	<50
92586178	MW-71_20220203	MW-71	02/03/2022	**13.9**	<0.5	<0.5	<0.5	<0.5	<0.5	<1	**4.5**	<1	<0.5	<0.5	<0.5	**2.6**	<0.5	<2	<0.5	<2	<0.5	<2	<0.5	<0.5	<0.5	<0.5	<0.5	<1	<0.5	<0.5	<1	<1.5	<1	<0.5	<50	<50	<50	<50
92521237	MW-72_20210209	MW-72	02/09/2021	**8.4**	<0.5	<0.5	<0.5	<0.5	<0.5	<1	<0.5	<1	<0.5	<0.5	<0.5	<0.5	<0.5	<2	<0.5	<2	<0.5	<2	<0.5	<0.5	<0.5	<0.5	<0.5	<1	<0.5	<0.5	<1	<1.5	<1	<0.5	<100	<100	<100	<100
92526977	MW-72_20210310	MW-72	03/10/2021	**9.0**	**4.2**	<0.5	<0.5	<0.5	<0.5	<1	<0.5	<1	<0.5	<0.5	<0.5	<0.5	**3.7**	<2	<0.5	<2	<0.5	<2	<0.5	<0.5	<0.5	**27.9**	<0.5	<1	**1.9**	<0.5	<1	**20.1**	**14.2**	**5.9**	**110**	<100	<100	**166**
92530256	MW-72_20210407	MW-72	04/07/2021	<5	**54.8**	<0.5	<0.5	<0.5	<0.5	<1	**0.53**	<1	<0.5	<0.5	<0.5	**5.9**	**5.0**	<2	<0.5	<2	<0.5	<2	<0.5	<0.5	<0.5	**111**	<0.5	<1	**4.1**	<0.5	<1	**46.0**	**30.9**	**15.1**	**1,070**	**138**	<50	**1,197**
92521851	MW-73_20210211	MW-73	02/11/2021	**14.9**	<0.5	<0.5	<0.5	<0.5	<0.5	<1	<0.5	<1	<0.5	<0.5	<0.5	<0.5	<0.5	<2	<0.5	<2	<0.5	<2	<0.5	<0.5	<0.5	**17.7**	<0.5	<1	<0.5	<0.5	<1	<1.5	<1	<0.5	**192**	<100	<100	**262**
92527336	MW-73_20210311	MW-73	03/11/2021	<5	<0.5	<0.5	<0.5	<0.5	<0.5	<1	<0.5	<1	<0.5	<0.5	<0.5	<0.5	<0.5	<2	<0.5	<2	<0.5	<2	<0.5	<0.5	<0.5	<0.5	<0.5	<1	<0.5	<0.5	<1	<1.5	<1	<0.5	<50	<50	<50	<50
92531231	MW-73_20210405	MW-73	04/05/2021	**8.5**	<0.5	<0.5	<0.5	<0.5	<0.5	<1	<0.5	<1	<0.5	<0.5	<0.5	<0.5	<0.5	<2	<0.5	<2	<0.5	<2	<0.5	<0.5	<0.5	**1.6**	<0.5	<1	<0.5	<0.5	<1	<1.5	<1	<0.5	<50	<50	<50	<50
92536726	MW-73_20210504	MW-73	05/04/2021	**14.6**	<0.5	<0.5	<0.5	<0.5	<0.5	<1	<0.5	<1	<0.5	<0.5	<0.5	<0.5	<0.5	<2	<0.5	<2	<0.5	<2	<0.5	<0.5	<0.5	**0.7**	<0.5	<1	<0.5	<0.5	<1	<1.5	<1	<0.5	<50	<50	<50	<50
92541991	MW-73_20210602	MW-73	06/02/2021	**24.2**	<0.5	<0.5	<0.5	<0.5	<0.5	<1	<0.5	<1	<0.5	<0.5	<0.5	<0.5	<0.5	<2	<0.5	<2	<0.5	<2	<0.5	<0.5	<0.5	<0.5	<0.5	<1	<0.5	<0.5	<1	<1.5	<1	<0.5	<50	<50	<50	<50
92548518	MW-73_20210708	MW-73	07/08/2021	<5	<0.5	<0.5	<0.5	<0.5	<0.5	<1	<0.5	<1	<0.5	<0.5	<0.5	<0.5	<0.5	<2	<0.5	<2	<0.5	<2	<0.5	<0.5	<0.5	<0.5	<0.5	<1	<0.5	<0.5	<1	<1.5	<1	<0.5	<50	<50	<50	<50
92553065	MW-73_20210802	MW-73	08/02/2021	**5.5**	<0.5	<0.5	<0.5	<0.5	<0.5	<1	<0.5	<1	<0.5	<0.5	<0.5	<0.5	<0.5	<2	<0.5	<2	<0.5	<2	<0.5	<0.5	<0.5	<0.5	<0.5	<1	<0.5	<0.5	<1	<1.5	<1	<0.5	<50	<50	<50	<50
92558446	MW-73_20210830	MW-73	08/30/2021	**6.6**	<0.5	<0.5	<0.5	<0.5	<0.5	<1	<0.5	<1	<0.5	<0.5	<0.5	<0.5	<0.5	<2	<0.5	<2	<0.5	<2	<0.5	<0.5	<0.5	<0.5	<0.5	<1	<0.5	<0.5	<1	<1	<1	<0.5	<50	<50	<50	<50
92564770	MW-73_20211005	MW-73	10/05/2021	<5.0	<0.5	<0.5	<0.5	<0.5	<0.5	<0.5	<0.5	<0.6	<0.5	<0.5	<0.5	<0.5	<0.5	<0.6	<0.5	<5	<0.5	<0.5	<0.5	<0.5	<0.5	<0.5	<0.5	<0.5	<0.5	<0.5	<0.5	<1.5	<1	<0.5	<100	<100	<100	NA
92569882	MW-73_20211101	MW-73	11/01/2021	**16.4**	<0.5	<0.5	<0.5	<0.5	<0.5	<1	<0.5	<1	<0.5	<0.5	<0.5	<0.5	<0.5	<2	<0.5	<2	<0.5	<2	<0.5	<0.5	<0.5	<0.5	<0.5	<1	<0.5	<0.5	<1	<1.5	<1	<0.5	<50	<50	<50	<50

Table 5A
Summary of Monitoring Well Sampling Results

Colonial Pipeline Company
2020-L1-SR2448
Huntersville, North Carolina

Lab Report Number	Sample ID	Well ID	Sample Date	Metals (µg/L)	VOCs (µg/L)																												MADEP VPH (µg/L)			
				Lead	Benzene	Bromochloromethane	Bromodichloromethane	n-Butylbenzene	sec-Butylbenzene	Chloroethane	Chloroform	Chloromethane	2-Chlorotoluene	Dibromochloromethane	1,2-Dichloroethane	Diisopropyl ether	Ethylbenzene	Hexachloro-1,3-butadiene	Isopropylbenzene (Cumene)	Methylene Chloride	Methyl-tert-butyl ether	Naphthalene	n-Propylbenzene	Styrene	Tetrachloroethene	Toluene	Trichloroethene	Trichlorofluoromethane	1,2,4-Trimethylbenzene	1,3,5-Trimethylbenzene	Vinyl chloride	Xylene (Total)	m&p-Xylene	o-Xylene	C5 - C8 Aliphatics	C9 - C12 Aliphatics	C9 - C10 Aromatics	VPH (Total)
NCAC 2L Standards				**15**	**1**	**NE**	**0.6**	**70**	**70**	**3000**	**70**	**3**	**100**	**0.4**	**0.4**	**70**	**600**	**0.4**	**70**	**5**	**20**	**6**	**70**	**70**	**0.7**	**600**	**3**	**2000**	**400**	**400**	**0.03**	**500**	**500**	**500**	**400**	**700**	**200**	**NE**
IMAC Standards				--	--	--	--	--	--	--	--	--	--	--	--	--	--	--	--	--	--	--	--	--	--	--	--	--	--	--	--	--	--	--	--	--	--
92575208	MW-73_20211201	MW-73	12/01/2021	<5	<0.5	<0.5	<0.5	<0.5	<0.5	<1	<0.5	<1	<0.5	<0.5	<0.5	<0.5	<0.5	<2	<0.5	<2	<0.5	<2	<0.5	<0.5	<0.5	<0.5	<0.5	<1	<0.5	<0.5	<1	<1.5	<1	<0.5	<50	<50	<50	<50
92581834 92581854	MW-73_20220110	MW-73	01/10/2022	**0.87J**	<0.5	<0.5	<0.5	<0.5	<0.5	<1	<0.5	<1	<0.5	<0.5	<0.5	<0.5	<0.5	<2	<0.5	<2	<0.5	<2	<0.5	<0.5	<0.5	<0.5	<0.5	<1	<0.5	<0.5	<1	<1.5	<1	<0.5	<50	<50	<50	<50
92585560	MW-73_20220201	MW-73	02/01/2022	**55.5**	<0.5	<0.5	<0.5	<0.5	<0.5	<1	<0.5	<1	<0.5	<0.5	<0.5	<0.5	<0.5	<2	<0.5	<2	<0.5	<2	<0.5	<0.5	<0.5	<0.5	<0.5	<1	<0.5	<0.5	<1	<1.5	<1	<0.5	<50	<50	<50	<50
92522267	MW-74_20210215	MW-74	02/15/2021	<5	<0.5	<0.5	<0.5	<0.5	<0.5	<1	<0.5	<1	<0.5	<0.5	<0.5	<0.5	<0.5	<2	<0.5	<2	<0.5	<2	<0.5	<0.5	<0.5	<0.5	<0.5	<1	<0.5	<0.5	<1	<1.5	<1	<0.5	<100	<100	<100	<100
92526262	MW-74_20210308	MW-74	03/08/2021	<5	<0.5	<0.5	<0.5	<0.5	<0.5	<1	<0.5	<1	<0.5	<0.5	<0.5	<0.5	<0.5	<2	<0.5	<2	<0.5	<2	<0.5	<0.5	<0.5	<0.5	<0.5	<1	<0.5	<0.5	<1	<1.5	<1	<0.5	<100	<100	<100	<100
92531238	MW-74_20210405	MW-74	04/05/2021	**7.7**	<0.5	<0.5	<0.5	<0.5	<0.5	<1	<0.5	<1	<0.5	<0.5	<0.5	<0.5	<0.5	<2	<0.5	<2	<0.5	<2	<0.5	<0.5	<0.5	<0.5	<0.5	<1	<0.5	<0.5	<1	<1.5	<1	<0.5	<50	<50	<50	<50
92536430	MW-74_20210503	MW-74	05/03/2021	**6.6**	<0.5	<0.5	<0.5	<0.5	<0.5	<1	<0.5	<1	<0.5	<0.5	<0.5	<0.5	<0.5	<2	<0.5	<2	<0.5	<2	<0.5	<0.5	<0.5	<0.5	<0.5	<1	<0.5	<0.5	<1	<1.5	<1	<0.5	<50	<50	<50	<50
92541706	MW-74_20210601	MW-74	06/01/2021	<5	<0.5	<0.5	<0.5	<0.5	<0.5	<1	<0.5	<1	<0.5	<0.5	<0.5	<0.5	<0.5	<2	<0.5	<2	<0.5	<2	<0.5	<0.5	<0.5	<0.5	<0.5	<1	<0.5	<0.5	<1	<1.5	<1	<0.5	<50	<50	<50	<50
92547898	MW-74_20210706	MW-74	07/06/2021	**5.9**	<0.5	<0.5	<0.5	<0.5	<0.5	<1	<0.5	<1	<0.5	<0.5	<0.5	<0.5	<0.5	<2	<0.5	<2	<0.5	<2	<0.5	<0.5	<0.5	<0.5	<0.5	<1	<0.5	<0.5	<1	<1.5	<1	<0.5	<50	<50	<50	<50
92552963	MW-74_20210802	MW-74	08/02/2021	**16.8**	<0.5	<0.5	<0.5	<0.5	<0.5	<1	<0.5	<1	<0.5	<0.5	<0.5	<0.5	<0.5	<2	<0.5	<2	<0.5	<2	<0.5	<0.5	<0.5	<0.5	<0.5	<1	<0.5	<0.5	<1	<1.5	<1	<0.5	<50	<50	<50	<50
92558448	MW-74_20210830	MW-74	08/30/2021	<5	<0.5	<0.5	<0.5	<0.5	<0.5	<1	<0.5	<1	<0.5	<0.5	<0.5	<0.5	<0.5	<2	<0.5	<2	<0.5	<2	<0.5	<0.5	<0.5	<0.5	<0.5	<1	<0.5	<0.5	<1	<1	<1	<0.5	<50	<50	<50	<50
92564680	MW-74_20211004	MW-74	10/04/2021	**5.0J**	<0.5	<0.5	<0.5	<0.5	<0.5	<0.5	<0.5	<0.6	<0.5	<0.5	<0.5	<0.5	<0.5	<0.6	<0.5	<5	<0.5	<0.5	<0.5	<0.5	<0.5	<0.5	<0.5	<0.5	<0.5	<0.5	<1.5	<1	<0.5	<100	<100	<100	NA
92569881	MW-74_20211101	MW-74	11/01/2021	<5	<0.5	<0.5	<0.5	<0.5	<0.5	<1	<0.5	<1	<0.5	<0.5	<0.5	<0.5	<0.5	<2	<0.5	<2	<0.5	<2	<0.5	<0.5	<0.5	<0.5	<0.5	<1	<0.5	<0.5	<1	<1.5	<1	<0.5	<50	<50	<50	<50
92574898	MW-74_20211130	MW-74	11/30/2021	<5	<0.5	<0.5	<0.5	<0.5	<0.5	<1	<0.5	<1	<0.5	<0.5	<0.5	<0.5	<0.5	<2	<0.5	<2	<0.5	<2	<0.5	<0.5	<0.5	<0.5	<0.5	<1	<0.5	<0.5	<1	<1.5	<1	<0.5	<50	<50	<50	<50
92580643 92580642	MW-74_20220103	MW-74	01/03/2022	**11.8**	<0.5	<0.5	<0.5	<0.5	<0.5	<1	<0.5	<1	<0.5	<0.5	<0.5	<0.5	<0.5	<2	<0.5	<2	<0.5	<2	<0.5	<0.5	<0.5	<0.5	<0.5	<1	<0.5	<0.5	<1	<1.5	<1	<0.5	<50	<50	<50	<50
92585314	MW-74_20220131	MW-74	01/31/2022	**6.0**	<0.5	<0.5	<0.5	<0.5	<0.5	<1	<0.5	<1	<0.5	<0.5	<0.5	<0.5	<0.5	<2	<0.5	<2	<0.5	<2	<0.5	<0.5	<0.5	<0.5	<0.5	<1	<0.5	<0.5	<1	<1.5	<1	<0.5	<50	<50	<50	<50
92522267	MW-75_20210215	MW-75	02/15/2021	**31.8**	<0.5	<0.5	<0.5	<0.5	<0.5	<1	<0.5	<1	<0.5	<0.5	<0.5	<0.5	<0.5	<2	<0.5	<2	<0.5	<2	<0.5	<0.5	<0.5	<0.5	<0.5	<1	<0.5	<0.5	<1	<1.5	<1	<0.5	<100	<100	<100	<100
92526262	MW-75_20210308	MW-75	03/08/2021	**16.3**	<0.5	<0.5	<0.5	<0.5	<0.5	<1	<0.5	<1	<0.5	<0.5	<0.5	<0.5	<0.5	<2	<0.5	<2	<0.5	<2	<0.5	<0.5	<0.5	<0.5	<0.5	<1	<0.5	<0.5	<1	<1.5	<1	<0.5	<100	<100	<100	<100
92531238	MW-75_20210405	MW-75	04/05/2021	<5	<0.5	<0.5	<0.5	<0.5	<0.5	<1	<0.5	<1	<0.5	<0.5	<0.5	<0.5	<0.5	<2	<0.5	<2	<0.5	<2	<0.5	<0.5	<0.5	<0.5	<0.5	<1	<0.5	<0.5	<1	<1.5	<1	<0.5	<50	<50	<50	<50
92536430	MW-75_20210503	MW-75	05/03/2021	<5	<0.5	<0.5	<0.5	<0.5	<0.5	<1	<0.5	<1	<0.5	<0.5	<0.5	<0.5	<0.5	<2	<0.5	<2	<0.5	<2	<0.5	<0.5	<0.5	<0.5	<0.5	<1	<0.5	<0.5	<1	<1.5	<1	<0.5	<50	<50	<50	<50
92541706	MW-75_20210601	MW-75	06/01/2021	<5	<0.5	<0.5	<0.5	<0.5	<0.5	<1	<0.5	<1	<0.5	<0.5	<0.5	<0.5	<0.5	<2	<0.5	<2	<0.5	<2	<0.5	<0.5	<0.5	<0.5	<0.5	<1	<0.5	<0.5	<1	<1.5	<1	<0.5	<50	<50	<50	<50
92547898	MW-75_20210706	MW-75	07/06/2021	**5.0**	<0.5	<0.5	<0.5	<0.5	<0.5	<1	<0.5	<1	<0.5	<0.5	<0.5	<0.5	<0.5	<2	<0.5	<2	<0.5	<2	<0.5	<0.5	<0.5	<0.5	<0.5	<1	<0.5	<0.5	<1	<1.5	<1	<0.5	<50	<50	<50	<50
92552963	MW-75_20210802	MW-75	08/02/2021	**7.9**	<0.5	<0.5	<0.5	<0.5	<0.5	<1	<0.5	<1	<0.5	<0.5	<0.5	<0.5	<0.5	<2	<0.5	<2	<0.5	<2	<0.5	<0.5	<0.5	<0.5	<0.5	<1	<0.5	<0.5	<1	<1.5	<1	<0.5	<50	<50	<50	<50
92558448	MW-75_20210830	MW-75	08/30/2021	<5	<0.5	<0.5	<0.5	<0.5	<0.5	<1	<0.5	<1	<0.5	<0.5	<0.5	<0.5	<0.5	<2	<0.5	<2	<0.5	<2	<0.5	<0.5	<0.5	<0.5	<0.5	<1	<0.5	<0.5	<1	<1	<1	<0.5	<50	<50	<50	<50
92564680	MW-75_20211004	MW-75	10/04/2021	**4.7J**	<0.5	<0.5	<0.5	<0.5	<0.5	<0.5	<0.5	<0.6	<0.5	<0.5	<0.5	<0.5	<0.5	<0.6	<0.5	<5	<0.5	<0.5	<0.5	<0.5	<0.5	<0.5	<0.5	<0.5	<0.5	<0.5	<1.5	<1	<0.5	<100	<100	<100	NA
92569881	MW-75_20211101	MW-75	11/01/2021	<5	<0.5	<0.5	<0.5	<0.5	<0.5	<1	<0.5	<1	<0.5	<0.5	<0.5	<0.5	<0.5	<2	<0.5	<2	<0.5	<2	<0.5	<0.5	<0.5	<0.5	<0.5	<1	<0.5	<0.5	<1	<1.5	<1	<0.5	<50	<50	<50	<50
92574898	MW-75_20211130	MW-75	11/30/2021	**16.5**	<0.5	<0.5	<0.5	<0.5	<0.5	<1	<0.5	<1	<0.5	<0.5	<0.5	<0.5	<0.5	<2	<0.5	<2	<0.5	<2	<0.5	<0.5	<0.5	<0.5	<0.5	<1	<0.5	<0.5	<1	<1.5	<1	<0.5	<50	<50	<50	<50
92580643 92580642	MW-75_20220103	MW-75	01/03/2022	**10.7**	<0.5	<0.5	<0.5	<0.5	<0.5	<1	<0.5	<1	<0.5	<0.5	<0.5	<0.5	<0.5	<2	<0.5	<2	<0.5	<2	<0.5	<0.5	<0.5	<0.5	<0.5	<1	<0.5	<0.5	<1	<1.5	<1	<0.5	<50	<50	<50	<50
92585314	MW-75_20220131	MW-75	01/31/2022	**49.8**	<0.5	<0.5	<0.5	<0.5	<0.5	<1	<0.5	<1	<0.5	<0.5	<0.5	<0.5	<0.5	<2	<0.5	<2	<0.5	<2	<0.5	<0.5	<0.5	<0.5	<0.5	<1	<0.5	<0.5	<1	<1.5	<1	<0.5	<50	<50	<50	<50
92522265	MW-76_20210215	MW-76	02/15/2021	**10.4**	<0.5	<0.5	<0.5	<0.5	<0.5	<1	<0.5	<1	<0.5	<0.5	<0.5	<0.5	<0.5	<2	<0.5	<2	<0.5	<2	<0.5	<0.5	<0.5	<0.5	<0.5	<1	<0.5	<0.5	<1	<1.5	<1	<0.5	<100	<100	<100	<100
92527474	MW-76_20210312	MW-76	03/12/2021	**8.9**	<0.5	<0.5	<0.5	<0.5	<0.5	<1	<0.5	<1	<0.5	<0.5	<0.5	<0.5	<0.5	<2	<0.5	<2	<0.5	<2	<0.5	<0.5	<0.5	<0.5	<0.5	<1	<0.5	<0.5	<1	<1.5	<1	<0.5	<50	<50	<50	<50
92527474	DUP-1-20210312	MW-76	03/12/2021	**15.6**	<0.5	<0.5	<0.5	<0.5	<0.5	<1	<0.5	<1	<0.5	<0.5	<0.5	<0.5	<0.5	<2	<0.5	<2	<0.5	<2	<0.5	<0.5	<0.5	<0.5	<0.5	<1	<0.5	<0.5	<1	<1.5	<1	<0.5	<50	<50	<50	<50
92531580	MW-76_20210406	MW-76	04/06/2021	<5	<0.5	<0.5	<0.5	<0.5	<0.5	<1	<0.5	<1	<0.5	<0.5	<0.5	<0.5	<0.5	<2	<0.5	<2	<0.5	<2	<0.5	<0.5	<0.5	<0.5	<0.5	<1	<0.5	<0.5	<1	<1.5	<1	<0.5	<50	<50	<50	<50
92536726	MW-76_20210504	MW-76	05/04/2021	<5	<0.5	<0.5	<0.5	<0.5	<0.5	<1	<0.5	<1	<0.5	<0.5	<0.5	<0.5	<0.5	<2	<0.5	<2	<0.5	<2	<0.5	<0.5	<0.5	<0.5	<0.5	<1	<0.5	<0.5	<1	<1.5	<1	<0.5	<50	<50	<50	<50
92536726	DUP-1-20210504	MW-76	05/04/2021	<5	<0.5	<0.5	<0.5	<0.5	<0.5	<1	<0.5	<1	<0.5	<0.5	<0.5	<0.5	<0.5	<2	<0.5	<2	<0.5	<2	<0.5	<0.5	<0.5	<0.5	<0.5	<1	<0.5	<0.5	<1	<1.5	<1	<0.5	<50	<50	<50	<50
92541991	MW-76_20210602	MW-76	06/02/2021	**4.9J**	<0.5	<0.5	<0.5	<0.5	<0.5	<1	<0.5	<1	<0.5	<0.5	<0.5	<0.5	<0.5	<2	<0.5	<2	<0.5	<2	<0.5	<0.5	<0.5	**0.96**	<0.5	<1	<0.5	<0.5	<1	<1.5	<1	<0.5	<50	<50	<50	<50
92547899	MW-76_20210706	MW-76	07/06/2021	<5	<0.5	<0.5	<0.5	<0.5	<0.5	<1	<0.5	<1	<0.5	<0.5	<0.5	<0.5	<0.5	<2	<0.5	<2	<0.5	<2	<0.5	<0.5	<0.5	<0.5	<0.5	<1	<0.5	<0.5	<1	<1.5	<1	<0.5	<50	<50	<50	<50
92547899	DUP-2-20210706	MW-76	07/06/2021	<5	<0.5	<0.5	<0.5	<0.5	<0.5	<1	<0.5	<1	<0.5	<0.5	<0.5	<0.5	<0.5	<2	<0.5	<2	<0.5	<2	<0.5	<0.5	<0.5	<0.5	<0.5	<1	<0.5	<0.5	<1	<1.5	<1	<0.5	<50	<50	<50	<50
92553185	MW-76_20210803	MW-76	08/03/2021	**16.3**	<0.5	<0.5	<0.5	<0.5	<0.5	<1	<0.5	<1	<0.5	<0.5	<0.5	<0.5	<0.5	<2	<0.5	<2	<0.5	<2	<0.5	<0.5	<0.5	<0.5	<0.5	<1	<0.5	<0.5	<1	<1.5	<1	<0.5	<50	<50	<50	<50
92553185	DUP-2-20210803	MW-76	08/03/2021	**16.1**	<0.5	<0.5	<0.5	<0.5	<0.5	<1	<0.5	<1	<0.5	<0.5	<0.5	<0.5	<0.5	<2	<0.5	<2	<0.5	<2	<0.5	<0.5	<0.5	<0.5	<0.5	<1	<0.5	<0.5	<1	<1.5	<1	<0.5	<50	<50	<50	<50
92558739	MW-76_20210831	MW-76	08/31/2021	<5	<0.5	<0.5	<0.5	<0.5	<0.5	<1	<0.5	<1	<0.5	<0.5	<0.5	<0.5	<0.5	<2	<0.5	<2	<0.5	<2	<0.5	<0.5	<0.5	<0.5	<0.5	<1	<0.5	<0.5	<1	<1.5	<1	<0.5	<50	<50	<50	<50
92564327	MW-76_20210930	MW-76	09/30/2021	<5.0	<0.5	<0.5	<0.5	<0.5	<0.5	<0.5	<0.5	<0.6	<0.5	<0.5	<0.5	<0.5	<0.5	<0.6	<0.5	<5	<0.5	<0.5	<0.5	<0.5	<0.5	<0.5	<0.5	<0.5	<0.5	<0.5	<1.5	<1	<0.5	<100	<100	<100	NA
92569882	MW-76_20211101	MW-76	11/01/2021	<5	<0.5	<0.5	<0.5	<0.5	<0.5	<1	<0.5	<1	<0.5	<0.5	<0.5	<0.5	<0.5	<2	<0.5	<2	<0.5	<2	<0.5	<0.5	<0.5	<0.5	<0.5	<1	<0.5	<0.5	<1	<1.5	<1	<0.5	<50	<50	<50	<50
92575208	MW-76_20211201	MW-76	12/01/2021	<5	<0.5	<0.5	<0.5	<0.5	<0.5	<1	<0.5	<1	<0.5	<0.5	<0.5	<0.5	<0.5	<2	<0.5	<2	<0.5	<2	<0.5	<0.5	<0.5	<0.5	<0.5	<1	<0.5	<0.5	<1	<1.5	<1	<0.5	<50	<50	<50	<50
92580901 92580902	MW-76_20220104	MW-76	01/04/2022	**5.1**	<0.5	<0.5	<0.5	<0.5	<0.5	<1	<0.5	<1	<0.5	<0.5	<0.5	<0.5	<0.5	<2	<0.5	<2	<0.5	<2	<0.5	<0.5	<0.5	<0.5	<0.5	<1	<0.5	<0.5	<1	<1.5	<1	<0.5	<50	<50	<50	<50
92585560	MW-76_20220201	MW-76	02/01/2022	<5	<0.5	<0.5	<0.5	<0.5	<0.5	<1	<0.5	<1	<0.5	<0.5	<0.5	<0.5	<0.5	**1.9J**	<0.5	<2	<0.5	<2	<0.5	<0.5	<0.5	<0.5	<0.5	<1	<0.5	<0.5	<1	<1.5	<1	<0.5	<50	<50	<50	<50
92526257	MW-77_20210308	MW-77	03/08/2021	**5.7**	<0.5	<0.5	<0.5	<0.5	<0.5	<1	<0.5	<1	<0.5	<0.5	<0.5	<0.5	<0.5	<2	<0.5	<2	<0.5	<2	<0.5	<0.5	<0.5	<0.5	<0.5	<1	<0.5	<0.5	<1	<1.5	<1	<0.5	<100	<100	<100	<100

Table 5A
Summary of Monitoring Well Sampling Results

Colonial Pipeline Company
2020-L1-SR2448
Huntersville, North Carolina

Lab Report Number	Sample ID	Well ID	Sample Date	Metals (µg/L)	VOCs (µg/L)																												MADEP VPH (µg/L)			
				Lead	Benzene	Bromochloromethane	Bromodichloromethane	n-Butylbenzene	sec-Butylbenzene	Chloroethane	Chloroform	Chloromethane	2-Chlorotoluene	Dibromochloromethane	1,2-Dichloroethane	Diisopropyl ether	Ethylbenzene	Hexachloro-1,3-butadiene	Isopropylbenzene (Cumene)	Methylene Chloride	Methyl-tert-butyl ether	Naphthalene	n-Propylbenzene	Styrene	Tetrachloroethene	Toluene	Trichloroethene	Trichlorofluoromethane	1,2,4-Trimethylbenzene	1,3,5-Trimethylbenzene	Vinyl chloride	Xylene (Total)	m&p-Xylene	o-Xylene	C5 - C8 Aliphatics	C9 - C12 Aliphatics	C9 - C10 Aromatics	VPH (Total)
NCAC 2L Standards				**15**	**1**	**NE**	**0.6**	**70**	**70**	**3000**	**70**	**3**	**100**	**0.4**	**0.4**	**70**	**600**	**0.4**	**70**	**5**	**20**	**6**	**70**	**70**	**0.7**	**600**	**3**	**2000**	**400**	**400**	**0.03**	**500**	**500**	**500**	**400**	**700**	**200**	**NE**
IMAC Standards				--	--	--	--	--	--	--	--	--	--	--	--	--	--	--	--	--	--	--	--	--	--	--	--	--	--	--	--	--	--	--	--	--	--
92526257	DUP-1-20210308	MW-77	03/08/2021	<5	<0.5	<0.5	<0.5	<0.5	<0.5	<1	<0.5	<1	<0.5	<0.5	<0.5	<0.5	<0.5	<2	<0.5	<2	<0.5	<2	<0.5	<0.5	<0.5	<0.5	<0.5	<1	<0.5	<0.5	<1	<1.5	<1	<0.5	<100	<100	<100	<100
92531585	MW-77_20210406	MW-77	04/06/2021	**5.5**	<0.5	<0.5	<0.5	<0.5	<0.5	<1	<0.5	<1	<0.5	<0.5	<0.5	<0.5	<0.5	<2	<0.5	<2	<0.5	<2	<0.5	<0.5	<0.5	<0.5	<0.5	<1	<0.5	<0.5	<1	<1.5	<1	<0.5	<50	<50	<50	<50
92537153	MW-77_20210505	MW-77	05/05/2021	<5	<0.5	<0.5	<0.5	<0.5	<0.5	<1	<0.5	<1	<0.5	<0.5	<0.5	<0.5	<0.5	<2	<0.5	<2	<0.5	<2	<0.5	<0.5	<0.5	<0.5	<0.5	<1	<0.5	<0.5	<1	<1.5	<1	<0.5	<50	<50	<50	<50
92542352	MW-77_20210603	MW-77	06/03/2021	<5	<0.5	<0.5	<0.5	<0.5	<0.5	<1	<0.5	<1	<0.5	<0.5	<0.5	<0.5	<0.5	<2	<0.5	<2	<0.5	<2	<0.5	<0.5	<0.5	<0.5	<0.5	<1	<0.5	<0.5	<1	<1.5	<1	<0.5	<50	<50	<50	<50
92548170	MW-77_20210707	MW-77	07/07/2021	**4.8J**	<0.5	<0.5	<0.5	<0.5	<0.5	<1	<0.5	<1	<0.5	<0.5	<0.5	<0.5	<0.5	<2	<0.5	<2	<0.5	<2	<0.5	<0.5	<0.5	**0.53**	<0.5	<1	<0.5	<0.5	<1	<1.5	<1	<0.5	<50	<50	<50	<50
92553189	MW-77_20210803	MW-77	08/03/2021	<5	<0.5	<0.5	<0.5	<0.5	<0.5	<1	<0.5	<1	<0.5	<0.5	<0.5	<0.5	<0.5	<2	<0.5	<2	<0.5	<2	<0.5	<0.5	<0.5	<0.5	<0.5	<1	<0.5	<0.5	<1	<1.5	<1	<0.5	<50	<50	<50	<50
92558741	MW-77_20210831	MW-77	08/31/2021	<5	<0.5	<0.5	<0.5	<0.5	<0.5	<1	<0.5	<1	<0.5	<0.5	<0.5	<0.5	<0.5	<2	<0.5	<2	<0.5	<2	<0.5	<0.5	<0.5	<0.5	<0.5	<1	<0.5	<0.5	<1	<1.5	<1	<0.5	<50	<50	<50	<50
92564333	MW-77_20210930	MW-77	09/30/2021	<5.0	<0.5	<0.5	<0.5	<0.5	<0.5	<0.5	<0.5	<0.6	<0.5	<0.5	<0.5	<0.5	<0.5	<0.6	<0.5	<5	<0.5	<0.5	<0.5	<0.5	<0.5	<0.5	<0.5	<0.5	<0.5	<0.5	<0.5	<1.5	<1	<0.5	<100	<100	<100	NA
92570181	MW-77_20211102	MW-77	11/02/2021	<5	<0.5	<0.5	<0.5	<0.5	<0.5	<1	<0.5	<1	<0.5	<0.5	<0.5	<0.5	<0.5	<2	<0.5	<2	<0.5	<2	<0.5	<0.5	<0.5	<0.5	<0.5	<1	<0.5	<0.5	<1	<1.5	<1	<0.5	<50	<50	<50	<50
92575206	MW-77_20211201	MW-77	12/01/2021	**13.0**	<0.5	<0.5	<0.5	<0.5	<0.5	<1	<0.5	<1	<0.5	<0.5	<0.5	<0.5	<0.5	<2	<0.5	<2	<0.5	<2	<0.5	<0.5	<0.5	<0.5	<0.5	<1	<0.5	<0.5	<1	<1.5	<1	<0.5	<50	<50	<50	<50
92580903 92580955	MW-77_20220104	MW-77	01/10/2022	**13.7**	<0.5	<0.5	<0.5	<0.5	<0.5	<1	<0.5	<1	<0.5	<0.5	<0.5	<0.5	<0.5	<2	<0.5	<2	<0.5	<2	<0.5	<0.5	<0.5	<0.5	<0.5	<1	<0.5	<0.5	<1	<1.5	<1	<0.5	<50	<50	<50	<50
92585562	MW-77_20220201	MW-77	02/01/2022	<5	<0.5	<0.5	<0.5	<0.5	<0.5	<1	<0.5	<1	<0.5	<0.5	<0.5	<0.5	<0.5	<2	<0.5	<2	<0.5	<2	<0.5	<0.5	<0.5	<0.5	<0.5	<1	<0.5	<0.5	<1	<1.5	<1	<0.5	<50	<50	<50	<50
92526257	MW-78_20210308	MW-78	03/08/2021	<5	<0.5	<0.5	<0.5	<0.5	<0.5	<1	<0.5	<1	<0.5	<0.5	<0.5	<0.5	<0.5	<2	<0.5	<2	<0.5	<2	<0.5	<0.5	<0.5	<0.5	<0.5	<1	<0.5	<0.5	<1	<1.5	<1	<0.5	<100	<100	<100	<100
92531585	MW-78_20210406	MW-78	04/06/2021	<5	<0.5	<0.5	<0.5	<0.5	<0.5	<1	<0.5	<1	<0.5	<0.5	<0.5	<0.5	<0.5	<2	<0.5	<2	<0.5	<2	<0.5	<0.5	<0.5	<0.5	<0.5	<1	<0.5	<0.5	<1	<1.5	<1	<0.5	<50	<50	<50	<50
92531585	Dup-1-20210406	MW-78	04/06/2021	<5	<0.5	<0.5	<0.5	<0.5	<0.5	<1	<0.5	<1	<0.5	<0.5	<0.5	<0.5	<0.5	<2	<0.5	<2	<0.5	<2	<0.5	<0.5	<0.5	<0.5	<0.5	<1	<0.5	<0.5	<1	<1.5	<1	<0.5	<50	<50	<50	<50
92537153	MW-78_20210505	MW-78	05/05/2021	<5	<0.5	<0.5	<0.5	<0.5	<0.5	<1	<0.5	<1	<0.5	<0.5	<0.5	<0.5	<0.5	<2	<0.5	<2	<0.5	<2	<0.5	<0.5	<0.5	<0.5	<0.5	<1	<0.5	<0.5	<1	<1.5	<1	<0.5	<50	<50	<50	<50
92542352	MW-78_20210603	MW-78	06/03/2021	<5	<0.5	<0.5	<0.5	<0.5	<0.5	<1	<0.5	<1	<0.5	<0.5	<0.5	<0.5	<0.5	<2	<0.5	<2	<0.5	<2	<0.5	<0.5	<0.5	<0.5	<0.5	<1	<0.5	<0.5	<1	<1.5	<1	<0.5	<50	<50	<50	<50
92548170	MW-78_20210707	MW-78	07/07/2021	<5	<0.5	<0.5	<0.5	<0.5	<0.5	<1	<0.5	<1	<0.5	<0.5	<0.5	<0.5	<0.5	<2	<0.5	<2	<0.5	<2	<0.5	<0.5	<0.5	<0.5	<0.5	<1	<0.5	<0.5	<1	<1.5	<1	<0.5	<50	<50	<50	<50
92553189	MW-78_20210803	MW-78	08/03/2021	**4.8J**	<0.5	<0.5	<0.5	<0.5	<0.5	<1	<0.5	<1	<0.5	<0.5	<0.5	<0.5	<0.5	<2	<0.5	<2	<0.5	<2	<0.5	<0.5	<0.5	<0.5	<0.5	<1	<0.5	<0.5	<1	<1.5	<1	<0.5	<50	<50	<50	<50
92558737	MW-78_20210831	MW-78	08/31/2021	<5	<0.5	<0.5	<0.5	<0.5	<0.5	<1	<0.5	<1	<0.5	<0.5	<0.5	<0.5	<0.5	<2	<0.5	<2	<0.5	<2	<0.5	<0.5	<0.5	<0.5	<0.5	<1	<0.5	<0.5	<1	<1.5	<1	<0.5	<50	<50	<50	<50
92564333	MW-78_20210930	MW-78	09/30/2021	<5.0	<0.5	<0.5	<0.5	<0.5	<0.5	<0.5	<0.5	<0.6	<0.5	<0.5	<0.5	<0.5	<0.5	<0.6	<0.5	<5	<0.5	<0.5	<0.5	<0.5	<0.5	<0.5	<0.5	<0.5	<0.5	<0.5	<0.5	<1.5	<1	<0.5	<100	<100	<100	NA
92570181	MW-78_20211102	MW-78	11/02/2021	<5	<0.5	<0.5	<0.5	<0.5	<0.5	<1	<0.5	<1	<0.5	<0.5	<0.5	<0.5	<0.5	<2	<0.5	<2	<0.5	<2	<0.5	<0.5	<0.5	<0.5	<0.5	<1	<0.5	<0.5	<1	<1.5	<1	<0.5	<50	<50	<50	<50
92575206	MW-78_20211201	MW-78	12/01/2021	<5	<0.5	<0.5	<0.5	<0.5	<0.5	<1	<0.5	<1	<0.5	<0.5	<0.5	<0.5	<0.5	<2	<0.5	<2	<0.5	<2	<0.5	<0.5	<0.5	<0.5	<0.5	<1	<0.5	<0.5	<1	<1.5	<1	<0.5	<50	<50	<50	<50
92581834 92581854	MW-78_20220110	MW-78	01/10/2022	**1.3J**	<0.5	<0.5	<0.5	<0.5	<0.5	<1	<0.5	<1	<0.5	<0.5	<0.5	<0.5	<0.5	<2	<0.5	<2	<0.5	<2	<0.5	<0.5	<0.5	<0.5	<0.5	<1	<0.5	<0.5	<1	<1.5	<1	<0.5	<50	<50	<50	<50
92581834 92581854	DUP-1-20220110	MW-78	01/10/2022	**0.90J**	<0.5	<0.5	<0.5	<0.5	<0.5	<1	<0.5	<1	<0.5	<0.5	<0.5	<0.5	<0.5	<2	<0.5	<2	<0.5	<2	<0.5	<0.5	<0.5	<0.5	<0.5	<1	<0.5	<0.5	<1	<1.5	<1	<0.5	<50	<50	<50	<50
92585897	MW-78_20220202	MW-78	02/02/2022	<5	<0.5	<0.5	<0.5	<0.5	<0.5	<1	<0.5	<1	<0.5	<0.5	<0.5	<0.5	<0.5	<2	<0.5	<2	<0.5	<2	<0.5	<0.5	<0.5	<0.5	<0.5	<1	<0.5	<0.5	<1	<1.5	<1	<0.5	<50	<50	<50	<50
92526616	MW-79_20210309	MW-79	03/09/2021	<5	<0.5	<0.5	<0.5	<0.5	<0.5	<1	<0.5	<1	<0.5	<0.5	<0.5	<0.5	<0.5	<2	<0.5	<2	<0.5	<2	<0.5	<0.5	<0.5	<0.5	<0.5	<1	<0.5	<0.5	<1	<1.5	<1	<0.5	<100	<100	<100	<100
92531585	MW-79_20210406	MW-79	04/06/2021	<5	<0.5	<0.5	<0.5	<0.5	<0.5	<1	<0.5	<1	<0.5	<0.5	<0.5	<0.5	<0.5	<2	<0.5	<2	<0.5	<2	<0.5	<0.5	<0.5	<0.5	<0.5	<1	<0.5	<0.5	<1	<1.5	<1	<0.5	<50	<50	<50	<50
92537153	MW-79_20210505	MW-79	05/05/2021	<5	<0.5	<0.5	<0.5	<0.5	<0.5	<1	<0.5	<1	<0.5	<0.5	<0.5	<0.5	<0.5	<2	<0.5	<2	<0.5	<2	<0.5	<0.5	<0.5	<0.5	<0.5	<1	<0.5	<0.5	<1	<1.5	<1	<0.5	<50	<50	<50	<50
92542352	MW-79_20210603	MW-79	06/03/2021	<5	<0.5	<0.5	<0.5	<0.5	<0.5	<1	<0.5	<1	<0.5	<0.5	<0.5	<0.5	<0.5	<2	<0.5	<2	<0.5	<2	<0.5	<0.5	<0.5	<0.5	<0.5	<1	<0.5	<0.5	<1	<1.5	<1	<0.5	<50	<50	<50	<50
92548170	MW-79_20210707	MW-79	07/07/2021	<5	**0.71**	<0.5	<0.5	<0.5	<0.5	<1	<0.5	<1	<0.5	<0.5	<0.5	<0.5	<0.5	<2	<0.5	<2	<0.5	<2	<0.5	<0.5	<0.5	**1.4**	<0.5	<1	<0.5	<0.5	<1	<1.5	<1	<0.5	<50	<50	<50	<50
92553189	MW-79_20210803	MW-79	08/03/2021	<5	<0.5	<0.5	<0.5	<0.5	<0.5	<1	<0.5	<1	<0.5	<0.5	<0.5	<0.5	<0.5	<2	<0.5	<2	<0.5	<2	<0.5	<0.5	<0.5	<0.5	<0.5	<1	<0.5	<0.5	<1	<1.5	<1	<0.5	<50	<50	<50	<50
92558741	MW-79_20210831	MW-79	08/31/2021	<5	<0.5	<0.5	<0.5	<0.5	<0.5	<1	<0.5	<1	<0.5	<0.5	<0.5	<0.5	<0.5	<2	<0.5	<2	<0.5	<2	<0.5	<0.5	<0.5	<0.5	<0.5	<1	<0.5	<0.5	<1	<1.5	<1	<0.5	<50	<50	<50	<50
92564333	MW-79_20210930	MW-79	09/30/2021	<5.0	<0.5	<0.5	<0.5	<0.5	<0.5	<0.5	<0.5	<0.6	<0.5	<0.5	<0.5	<0.5	<0.5	<0.6	<0.5	<5	<0.5	<0.5	<0.5	<0.5	<0.5	<0.5	<0.5	<0.5	<0.5	<0.5	<0.5	<1.5	<1	<0.5	<100	<100	<100	NA
92570181	MW-79_20211102	MW-79	11/02/2021	<5	<0.5	<0.5	<0.5	<0.5	<0.5	<1	<0.5	<1	<0.5	<0.5	<0.5	<0.5	<0.5	<2	<0.5	<2	<0.5	<2	<0.5	<0.5	<0.5	<0.5	<0.5	<1	<0.5	<0.5	<1	<1.5	<1	<0.5	<50	<50	<50	<50
92575206	MW-79_20211201	MW-79	12/01/2021	<5	<0.5	<0.5	<0.5	<0.5	<0.5	<1	<0.5	<1	<0.5	<0.5	<0.5	<0.5	<0.5	<2	<0.5	<2	<0.5	<2	<0.5	<0.5	<0.5	<0.5	<0.5	<1	<0.5	<0.5	<1	<1.5	<1	<0.5	<50	<50	<50	<50
92580903 92580955	MW-79_20220104	MW-79	01/04/2022	**0.69J**	<0.5	<0.5	<0.5	<0.5	<0.5	<1	<0.5	<1	<0.5	<0.5	<0.5	<0.5	<0.5	<2	<0.5	<2	<0.5	<2	<0.5	<0.5	<0.5	<0.5	<0.5	<1	<0.5	<0.5	<1	<1.5	<1	<0.5	<50	<50	<50	<50
92585562	MW-79_20220201	MW-79	02/01/2022	<5	<0.5	<0.5	<0.5	<0.5	<0.5	<1	<0.5	<1	<0.5	<0.5	<0.5	<0.5	<0.5	<2	<0.5	<2	<0.5	<2	<0.5	<0.5	<0.5	<0.5	<0.5	<1	<0.5	<0.5	<1	<1.5	<1	<0.5	<50	<50	<50	<50
92526616	MW-80_20210309	MW-80	03/09/2021	<5	<0.5	<0.5	<0.5	<0.5	<0.5	<1	<0.5	<1	<0.5	<0.5	<0.5	<0.5	<0.5	<2	<0.5	<2	<0.5	<2	<0.5	<0.5	<0.5	<0.5	<0.5	<1	<0.5	<0.5	<1	<1.5	<1	<0.5	<100	<100	<100	<100
92531225	MW-80_20210405	MW-80	04/05/2021	<5	<0.5	<0.5	<0.5	<0.5	<0.5	<1	<0.5	<1	<0.5	<0.5	<0.5	<0.5	<0.5	<2	<0.5	<2	<0.5	<2	<0.5	<0.5	<0.5	<0.5	<0.5	<1	<0.5	<0.5	<1	<1.5	<1	<0.5	<50	<50	<50	<50
92537153	MW-80_20210505	MW-80	05/05/2021	<5	<0.5	<0.5	<0.5	<0.5	<0.5	<1	<0.5	<1	<0.5	<0.5	<0.5	<0.5	<0.5	<2	<0.5	<2	<0.5	<2	<0.5	<0.5	<0.5	<0.5	<0.5	<1	<0.5	<0.5	<1	<1.5	<1	<0.5	<50	<50	<50	<50
92541992	MW-80_20210602	MW-80	06/02/2021	<5	<0.5	<0.5	<0.5	<0.5	<0.5	<1	<0.5	<1	<0.5	<0.5	<0.5	<0.5	<0.5	<2	<0.5	<2	<0.5	<2	<0.5	<0.5	<0.5	<0.5	<0.5	<1	<0.5	<0.5	<1	<1.5	<1	<0.5	<50	<50	<50	<50
92548170	MW-80_20210707	MW-80	07/07/2021	<5	<0.5	<0.5	<0.5	<0.5	<0.5	<1	<0.5	<1	<0.5	<0.5	<0.5	<0.5	<0.5	<2	<0.5	<2	<0.5	<2	<0.5	<0.5	<0.5	<0.5	<0.5	<1	<0.5	<0.5	<1	<1.5	<1	<0.5	<50	<50	<50	<50
92548170	DUP-2-20210707	MW-80	07/07/2021	<5	<0.5	<0.5	<0.5	<0.5	<0.5	<1	<0.5	<1	<0.5	<0.5	<0.5	<0.5	<0.5	<2	<0.5	<2	<0.5	<2	<0.5	<0.5	<0.5	<0.5	<0.5	<1	<0.5	<0.5	<1	**1.09J**	**0.73J**	**0.36J**	<50	<50	<50	<50
92553189	MW-80_20210803	MW-80	08/03/2021	<5	<0.5	<0.5	<0.5	<0.5	<0.5	<1	<0.5	<1	<0.5	<0.5	<0.5	<0.5	<0.5	<2	<0.5	<2	<0.5	<2	<0.5	<0.5	<0.5	<0.5	<0.5	<1	<0.5	<0.5	<1	<1.5	<1	<0.5	<50	<50	<50	<50
92558741	MW-80_20210831	MW-80	08/31/2021	<5	<0.5	<0.5	<0.5	<0.5	<0.5	<1	<0.5	<1	<0.5	<0.5	<0.5	<0.5	<0.5	<2	<0.5	<2	<0.5	<2	<0.5	<0.5	<0.5	<0.5	<0.5	<1	<0.5	<0.5	<1	<1.5	<1	<0.5	<50	<50	<50	<50
92564333	MW-80_20210930	MW-80	09/30/2021	<5.0	<0.5	<0.5	<0.5	<0.5	<0.5	<0.5	<0.5	<0.6	<0.5	<0.5	<0.5	<0.5	<0.5	<0.6	<0.5	<5	<0.5	<0.5	<0.5	<0.5	<0.5	<0.5	<0.5	<0.5	<0.5	<0.5	<0.5	<1.5	<1	<0.5	<100	<100	<100	NA

Table 5A
Summary of Monitoring Well Sampling Results

Colonial Pipeline Company
2020-L1-SR2448
Huntersville, North Carolina

Lab Report Number	Sample ID	Well ID	Sample Date	Metals (µg/L)	VOCs (µg/L)																												MADEP VPH (µg/L)			
				Lead	Benzene	Bromochloromethane	Bromodichloromethane	n-Butylbenzene	sec-Butylbenzene	Chloroethane	Chloroform	Chloromethane	2-Chlorotoluene	Dibromochloromethane	1,2-Dichloroethane	Diisopropyl ether	Ethylbenzene	Hexachloro-1,3-butadiene	Isopropylbenzene (Cumene)	Methylene Chloride	Methyl-tert-butyl ether	Naphthalene	n-Propylbenzene	Styrene	Tetrachloroethene	Toluene	Trichloroethene	Trichlorofluoromethane	1,2,4-Trimethylbenzene	1,3,5-Trimethylbenzene	Vinyl chloride	Xylene (Total)	m&p-Xylene	o-Xylene	C5 - C8 Aliphatics	C9 - C12 Aliphatics	C9 - C10 Aromatics	VPH (Total)
NCAC 2L Standards				**15**	**1**	**NE**	**0.6**	**70**	**70**	**3000**	**70**	**3**	**100**	**0.4**	**0.4**	**70**	**600**	**0.4**	**70**	**5**	**20**	**6**	**70**	**70**	**0.7**	**600**	**3**	**2000**	**400**	**400**	**0.03**	**500**	**500**	**500**	**400**	**700**	**200**	**NE**
IMAC Standards				--	--	--	--	--	--	--	--	--	--	--	--	--	--	--	--	--	--	--	--	--	--	--	--	--	--	--	--	--	--	--	--	--	--
92570181	MW-80_20211102	MW-80	11/02/2021	<5	<0.5	<0.5	<0.5	<0.5	<0.5	<1	<0.5	<1	<0.5	<0.5	<0.5	<0.5	<0.5	<2	<0.5	<2	<0.5	<2	<0.5	<0.5	<0.5	<0.5	<0.5	<1	<0.5	<0.5	<1	<1.5	<1	<0.5	<50	<50	<50	<50
92575206	MW-80_20211201	MW-80	12/01/2021	<5	<0.5	<0.5	<0.5	<0.5	<0.5	<1	<0.5	<1	<0.5	<0.5	<0.5	<0.5	<0.5	<2	<0.5	<2	<0.5	<2	<0.5	<0.5	<0.5	<0.5	<0.5	<1	<0.5	<0.5	<1	<1.5	<1	<0.5	<50	<50	<50	<50
92580903 92580955	MW-80_20220104	MW-80	01/04/2022	**9.2**	<0.5	<0.5	<0.5	<0.5	<0.5	<1	<0.5	<1	<0.5	<0.5	<0.5	<0.5	<0.5	<2	<0.5	<2	<0.5	<2	<0.5	<0.5	<0.5	<0.5	<0.5	<1	<0.5	<0.5	<1	<1.5	<1	<0.5	<50	<50	<50	<50
92585897	MW-80_20220202	MW-80	02/02/2022	<5	<0.5	<0.5	<0.5	<0.5	<0.5	<1	<0.5	<1	<0.5	<0.5	<0.5	<0.5	<0.5	<2	<0.5	<2	<0.5	<2	<0.5	<0.5	<0.5	<0.5	<0.5	<1	<0.5	<0.5	<1	<1.5	<1	<0.5	<50	<50	<50	<50
92585897	DUP-1-20220202	MW-80	02/02/2022	<5	<0.5	<0.5	<0.5	<0.5	<0.5	<1	<0.5	<1	<0.5	<0.5	<0.5	<0.5	<0.5	<2	<0.5	<2	<0.5	<2	<0.5	<0.5	<0.5	<0.5	<0.5	<1	<0.5	<0.5	<1	<1.5	<1	<0.5	<50	<50	<50	<50
92527326	MW-81_20210311	MW-81	03/11/2021	<5	**3.5**	<0.5	<0.5	<0.5	<0.5	<1	<0.5	<1	<0.5	<0.5	<0.5	**2.9**	**2.9**	<2	<0.5	<2	<0.5	<2	<0.5	<0.5	<0.5	**12.5**	<0.5	<1	**12.3**	<0.5	<1	**42.3**	**22.0**	**20.3**	**1,640**	**263**	**93.5**	**170**
92531225	MW-81_20210405	MW-81	04/05/2021	<5	<0.5	<0.5	<0.5	<0.5	<0.5	<1	<0.5	<1	<0.5	<0.5	<0.5	<0.5	<0.5	<2	<0.5	<2	<0.5	<2	<0.5	<0.5	<0.5	<0.5	<0.5	<1	<0.5	<0.5	<1	<1.5	<1	<0.5	**60.8**	<50	<50	**60.8**
92537153	MW-81_20210505	MW-81	05/05/2021	<5	<0.5	<0.5	<0.5	<0.5	<0.5	<1	<0.5	<1	<0.5	<0.5	<0.5	<0.5	<0.5	<2	<0.5	<2	<0.5	<2	<0.5	<0.5	<0.5	<0.5	<0.5	<1	<0.5	<0.5	<1	<1.5	<1	<0.5	<50	<50	<50	<50
92541992	MW-81_20210602	MW-81	06/02/2021	<5	<0.5	<0.5	<0.5	<0.5	<0.5	<1	<0.5	<1	<0.5	<0.5	<0.5	<0.5	<0.5	<2	<0.5	<2	<0.5	<2	<0.5	<0.5	<0.5	<0.5	<0.5	<1	<0.5	<0.5	<1	<1.5	<1	<0.5	<50	<50	<50	<50
92548170	MW-81_20210707	MW-81	07/07/2021	<5	<0.5	<0.5	<0.5	<0.5	<0.5	<1	<0.5	<1	<0.5	<0.5	<0.5	<0.5	<0.5	<2	<0.5	<2	<0.5	<2	<0.5	<0.5	<0.5	<0.5	<0.5	<1	<0.5	<0.5	<1	<1.5	<1	<0.5	<50	<50	<50	<50
92553189	MW-81_20210803	MW-81	08/03/2021	<5	<0.5	<0.5	<0.5	<0.5	<0.5	<1	<0.5	<1	<0.5	<0.5	<0.5	<0.5	<0.5	<2	<0.5	<2	<0.5	<2	<0.5	<0.5	<0.5	<0.5	<0.5	<1	<0.5	<0.5	<1	<1.5	<1	<0.5	<50	<50	<50	<50
92558741	MW-81_20210831	MW-81	08/31/2021	<5	<0.5	<0.5	<0.5	<0.5	<0.5	<1	<0.5	<1	<0.5	<0.5	<0.5	<0.5	<0.5	<2	<0.5	<2	<0.5	<2	<0.5	<0.5	<0.5	<0.5	<0.5	<1	<0.5	<0.5	<1	<1.5	<1	<0.5	<50	<50	<50	<50
92564333	MW-81_20210930	MW-81	09/30/2021	<5.0	<0.5	<0.5	<0.5	<0.5	<0.5	<0.5	<0.5	<0.6	<0.5	<0.5	<0.5	<0.5	<0.5	<0.6	<0.5	<5.0	<0.5	<0.5	<0.5	<0.5	<0.5	<0.5	<0.5	<0.5	<0.5	<0.5	<0.5	<1.5	<1	<0.5	<100	<100	<100	NA
92570181	MW-81_20211102	MW-81	11/02/2021	<5	<0.5	<0.5	<0.5	<0.5	<0.5	<1	<0.5	<1	<0.5	<0.5	<0.5	<0.5	<0.5	<2	<0.5	<2	<0.5	<2	<0.5	<0.5	<0.5	<0.5	<0.5	<1	<0.5	<0.5	<1	<1.5	<1	<0.5	<50	<50	<50	<50
92575206	MW-81_20211201	MW-81	12/01/2021	<5	<0.5	<0.5	<0.5	<0.5	<0.5	<1	<0.5	<1	<0.5	<0.5	<0.5	<0.5	<0.5	<2	<0.5	<2	<0.5	<2	<0.5	<0.5	<0.5	<0.5	<0.5	<1	<0.5	<0.5	<1	<1.5	<1	<0.5	<50	<50	<50	<50
92580903 92580955	MW-81_20220104	MW-81	01/04/2022	**0.88J**	<0.5	<0.5	<0.5	<0.5	<0.5	<1	<0.5	<1	<0.5	<0.5	<0.5	<0.5	<0.5	<2	<0.5	<2	<0.5	<2	<0.5	<0.5	<0.5	<0.5	<0.5	<1	<0.5	<0.5	<1	<1.5	<1	<0.5	<50	<50	<50	<50
92585562	MW-81_20220201	MW-81	02/01/2022	**20.2**	<0.5	<0.5	<0.5	<0.5	<0.5	<1	<0.5	<1	<0.5	<0.5	<0.5	<0.5	<0.5	<2	<0.5	<2	<0.5	<2	<0.5	<0.5	<0.5	<0.5	<0.5	<1	<0.5	<0.5	<1	<1.5	<1	<0.5	<50	<50	<50	<50
92527326	MW-82_20210311	MW-82	03/11/2021	<5	<0.5	<0.5	<0.5	<0.5	<0.5	<1	<0.5	<1	<0.5	<0.5	<0.5	<0.5	<0.5	<2	<0.5	<2	<0.5	<2	<0.5	<0.5	<0.5	<0.5	<0.5	<1	<0.5	<0.5	<1	<1.5	<1	<0.5	<50	<50	<50	<50
92531225	MW-82_20210405	MW-82	04/05/2021	<5	<0.5	<0.5	<0.5	<0.5	<0.5	<1	<0.5	<1	<0.5	<0.5	<0.5	<0.5	<0.5	<2	<0.5	<2	<0.5	<2	<0.5	<0.5	<0.5	<0.5	<0.5	<1	<0.5	<0.5	<1	<1.5	<1	<0.5	<50	<50	<50	<50
92537153	MW-82_20210505	MW-82	05/05/2021	<5	<0.5	<0.5	<0.5	<0.5	<0.5	<1	<0.5	<1	<0.5	<0.5	<0.5	<0.5	<0.5	<2	<0.5	<2	<0.5	<2	<0.5	<0.5	<0.5	<0.5	<0.5	<1	<0.5	<0.5	<1	<1	<1	<0.5	<50	<50	<50	<50
92541992	MW-82_20210602	MW-82	06/02/2021	<5	<0.5	<0.5	<0.5	<0.5	<0.5	<1	<0.5	<1	<0.5	<0.5	<0.5	<0.5	<0.5	<2	<0.5	<2	<0.5	<2	<0.5	<0.5	<0.5	<0.5	<0.5	<1	<0.5	<0.5	<1	<1.5	<1	<0.5	<50	<50	<50	<50
92548170	MW-82_20210707	MW-82	07/07/2021	<5	<0.5	<0.5	<0.5	<0.5	<0.5	<1	<0.5	<1	<0.5	<0.5	<0.5	<0.5	<0.5	<2	<0.5	<2	<0.5	<2	<0.5	<0.5	<0.5	<0.5	<0.5	<1	<0.5	<0.5	<1	<1.5	<1	<0.5	<50	<50	<50	<50
92553189	MW-82_20210803	MW-82	08/03/2021	<5	<0.5	<0.5	<0.5	<0.5	<0.5	<1	<0.5	<1	<0.5	<0.5	<0.5	<0.5	<0.5	<2	<0.5	<2	<0.5	<2	<0.5	<0.5	<0.5	<0.5	<0.5	<1	<0.5	<0.5	<1	<1.5	<1	<0.5	<50	<50	<50	<50
92558741	MW-82_20210831	MW-82	08/31/2021	**5.3**	<0.5	<0.5	<0.5	<0.5	<0.5	<1	<0.5	<1	<0.5	<0.5	<0.5	<0.5	<0.5	<2	<0.5	<2	<0.5	<2	<0.5	<0.5	<0.5	<0.5	<0.5	<1	<0.5	<0.5	<1	<1.5	<1	<0.5	<50	<50	<50	<50
92564333	MW-82_20210930	MW-82	09/30/2021	<5.0	<0.5	<0.5	<0.5	<0.5	<0.5	<0.5	<0.5	<0.6	<0.5	<0.5	<0.5	<0.5	<0.5	<0.6	<0.5	<5	<0.5	<0.5	<0.5	<0.5	<0.5	<0.5	<0.5	<0.5	<0.5	<0.5	<0.5	<1.5	<1	<0.5	<100	<100	<100	NA
92570181	MW-82_20211102	MW-82	11/02/2021	<5	<0.5	<0.5	<0.5	<0.5	<0.5	<1	<0.5	<1	<0.5	<0.5	<0.5	<0.5	<0.5	<2	<0.5	<2	<0.5	<2	<0.5	<0.5	<0.5	<0.5	<0.5	<1	<0.5	<0.5	<1	<1.5	<1	<0.5	<50	<50	<50	<50
92575206	MW-82_20211201	MW-82	12/01/2021	<5	<0.5	<0.5	<0.5	<0.5	<0.5	<1	<0.5	<1	<0.5	<0.5	<0.5	<0.5	<0.5	<2	<0.5	<2	<0.5	<2	<0.5	<0.5	<0.5	<0.5	<0.5	<1	<0.5	<0.5	<1	<1.5	<1	<0.5	<50	<50	<50	<50
92580930 92580955	MW-82_20220104	MW-82	01/04/2022	**0.12J**	<0.5	<0.5	<0.5	<0.5	<0.5	<1	<0.5	<1	<0.5	<0.5	<0.5	<0.5	<0.5	<2	<0.5	<2	<0.5	<2	<0.5	<0.5	<0.5	<0.5	<0.5	<1	<0.5	<0.5	<1	<1.5	<1	<0.5	<50	<50	<50	<50
92585562	MW-82_20220201	MW-82	02/01/2022	**4.9J**	<0.5	<0.5	<0.5	<0.5	<0.5	<1	<0.5	<1	<0.5	<0.5	<0.5	<0.5	<0.5	<2	<0.5	<2	<0.5	<2	<0.5	<0.5	<0.5	<0.5	<0.5	<1	<0.5	<0.5	<1	<1.5	<1	<0.5	<50	<50	<50	<50
92527326	MW-83_20210311	MW-83	03/11/2021	**67.3**	<0.5	<0.5	<0.5	<0.5	<0.5	<1	<0.5	<1	<0.5	<0.5	<0.5	<0.5	<0.5	<2	<0.5	<2	<0.5	<2	<0.5	<0.5	<0.5	<0.5	<0.5	<1	<0.5	<0.5	<1	<1.5	<1	<0.5	<50	<50	<50	<50
92531853	MW-83_20210407	MW-83	04/07/2021	**35.9**	<0.5	<0.5	<0.5	<0.5	<0.5	<1	<0.5	<1	<0.5	<0.5	<0.5	<0.5	<0.5	<2	<0.5	<2	<0.5	<2	<0.5	<0.5	<0.5	<0.5	<0.5	<1	<0.5	<0.5	<1	<1.5	<1	<0.5	<50	<50	<50	<50
92537153	MW-83_20210505	MW-83	05/05/2021	<5	<0.5	<0.5	<0.5	<0.5	<0.5	<1	<0.5	<1	<0.5	<0.5	<0.5	<0.5	<0.5	<2	<0.5	<2	<0.5	<2	<0.5	<0.5	<0.5	<0.5	<0.5	<1	<0.5	<0.5	<1	<1	<1	<0.5	<50	<50	<50	<50
92541699	MW-83_20210601	MW-83	06/01/2021	**9.7**	<0.5	<0.5	<0.5	<0.5	<0.5	<1	<0.5	<1	<0.5	<0.5	<0.5	<0.5	<0.5	<2	<0.5	<2	<0.5	<2	<0.5	<0.5	<0.5	<0.5	<0.5	<1	<0.5	<0.5	<1	<1.5	<1	<0.5	<50	<50	<50	<50
92548170	MW-83_20210707	MW-83	07/07/2021	<5	<0.5	<0.5	<0.5	<0.5	<0.5	<1	<0.5	<1	<0.5	<0.5	<0.5	<0.5	<0.5	<2	<0.5	<2	<0.5	<2	<0.5	<0.5	<0.5	<0.5	<0.5	<1	<0.5	<0.5	<1	<1.5	<1	<0.5	<50	<50	<50	<50
92553519	MW-83_20210804	MW-83	08/04/2021	<5	<0.5	<0.5	<0.5	<0.5	<0.5	<1	<0.5	<1	<0.5	<0.5	<0.5	<0.5	<0.5	<2	<0.5	<2	<0.5	<2	<0.5	<0.5	<0.5	<0.5	<0.5	<1	<0.5	<0.5	<1	<1.5	<1	<0.5	<50	<50	<50	<50
92558742	MW-83_20210831	MW-83	08/31/2021	<5	<0.5	<0.5	<0.5	<0.5	<0.5	<1	<0.5	<1	<0.5	<0.5	<0.5	<0.5	<0.5	<2	<0.5	<2	<0.5	<2	<0.5	<0.5	<0.5	<0.5	<0.5	<1	<0.5	<0.5	<1	<1.5	<1	<0.5	<50	<50	<50	<50
92564333	MW-83_20210930	MW-83	09/30/2021	<5.0	<0.5	<0.5	<0.5	<0.5	<0.5	<0.5	<0.5	<0.6	<0.5	<0.5	<0.5	<0.5	<0.5	<0.6	<0.5	<5	<0.5	<0.5	<0.5	<0.5	<0.5	<0.5	<0.5	<0.5	<0.5	<0.5	<0.5	<1.5	<1	<0.5	<100	<100	<100	NA
92571046	MW-83_20211105	MW-83	11/05/2021	<5	<0.5	<0.5	<0.5	<0.5	<0.5	<1	<0.5	<1	<0.5	<0.5	<0.5	<0.5	<0.5	<2	<0.5	<2	<0.5	<2	<0.5	<0.5	<0.5	<0.5	<0.5	<1	<0.5	<0.5	<1	<1.5	<1	<0.5	<50	<50	<50	<50
92575206	MW-83_20211201	MW-83	12/01/2021	**4.8J**	<0.5	<0.5	<0.5	<0.5	<0.5	<1	<0.5	<1	<0.5	<0.5	<0.5	<0.5	<0.5	<2	<0.5	<2	<0.5	<2	<0.5	<0.5	<0.5	**0.75**	<0.5	<1	<0.5	<0.5	<1	<1.5	<1	<0.5	<50	<50	<50	<50
92580903 92580955	MW-83_20220104	MW-83	01/04/2022	**0.21J**	<0.5	<0.5	<0.5	<0.5	<0.5	<1	<0.5	<1	<0.5	<0.5	<0.5	<0.5	<0.5	<2	<0.5	<2	<0.5	<2	<0.5	<0.5	<0.5	<0.5	<0.5	<1	<0.5	<0.5	<1	<1.5	<1	<0.5	<50	<50	<50	<50
92585562	MW-83_20220201	MW-83	02/01/2022	<5	<0.5	<0.5	<0.5	<0.5	<0.5	<1	<0.5	<1	<0.5	<0.5	<0.5	<0.5	<0.5	<2	<0.5	<2	<0.5	<2	<0.5	<0.5	<0.5	<0.5	<0.5	<1	<0.5	<0.5	<1	<1.5	<1	<0.5	<50	<50	<50	<50
92527326	MW-84_20210311	MW-84	03/11/2021	<5	<0.5	<0.5	<0.5	<0.5	<0.5	<1	<0.5	<1	<0.5	<0.5	<0.5	**1.4**	<0.5	<2	<0.5	<2	<0.5	<2	<0.5	<0.5	<0.5	<0.5	<0.5	<1	<0.5	<0.5	<1	<1.5	<1	<0.5	<50	<50	<50	<50
92531853	MW-84_20210407	MW-84	04/07/2021	<5	<0.5	<0.5	<0.5	<0.5	<0.5	<1	<0.5	<1	<0.5	<0.5	<0.5	<0.5	<0.5	<2	<0.5	<2	<0.5	<2	<0.5	<0.5	<0.5	<0.5	<0.5	<1	<0.5	<0.5	<1	<1.5	<1	<0.5	<50	<50	<50	<50
92537153	MW-84_20210505	MW-84	05/05/2021	**45.7**	<0.5	<0.5	<0.5	<0.5	<0.5	<1	<0.5	<1	<0.5	<0.5	<0.5	<0.5	<0.5	<2	<0.5	<2	<0.5	<2	<0.5	<0.5	<0.5	<0.5	<0.5	<1	<0.5	<0.5	<1	<1	<1	<0.5	**269**	<50	<50	**271**
92541699	MW-84_20210601	MW-84	06/01/2021	<5	<0.5	<0.5	<0.5	<0.5	<0.5	<1	<0.5	<1	<0.5	<0.5	<0.5	<0.5	<0.5	<2	<0.5	<2	<0.5	<2	<0.5	<0.5	<0.5	<0.5	<0.5	<1	<0.5	<0.5	<1	<1.5	<1	<0.5	<50	<50	<50	<50
92548170	MW-84_20210707	MW-84	07/07/2021	<5	<0.5	<0.5	<0.5	<0.5	<0.5	<1	<0.5	<1	<0.5	<0.5	<0.5	<0.5	<0.5	<2	<0.5	<2	<0.5	<2	<0.5	<0.5	<0.5	<0.5	<0.5	<1	<0.5	<0.5	<1	<1.5	<1	<0.5	<50	<50	<50	<50
92553189	MW-84_20210803	MW-84	08/03/2021	<5	<0.5	<0.5	<0.5	<0.5	<0.5	<1	<0.5	<1	<0.5	<0.5	<0.5	<0.5	<0.5	<2	<0.5	<2	<0.5	<2	<0.5	<0.5	<0.5	<0.5	<0.5	<1	<0.5	<0.5	<1	<1.5	<1	<0.5	<50	<50	<50	<50

Table 5A
Summary of Monitoring Well Sampling Results

Colonial Pipeline Company
2020-L1-SR2448
Huntersville, North Carolina

Lab Report Number	Sample ID	Well ID	Sample Date	Metals (µg/L)	VOCs (µg/L)																												MADEP VPH (µg/L)			
				Lead	Benzene	Bromochloromethane	Bromodichloromethane	n-Butylbenzene	sec-Butylbenzene	Chloroethane	Chloroform	Chloromethane	2-Chlorotoluene	Dibromochloromethane	1,2-Dichloroethane	Diisopropyl ether	Ethylbenzene	Hexachloro-1,3-butadiene	Isopropylbenzene (Cumene)	Methylene Chloride	Methyl-tert-butyl ether	Naphthalene	n-Propylbenzene	Styrene	Tetrachloroethene	Toluene	Trichloroethene	Trichlorofluoromethane	1,2,4-Trimethylbenzene	1,3,5-Trimethylbenzene	Vinyl chloride	Xylene (Total)	m&p-Xylene	o-Xylene	C5 - C8 Aliphatics	C9 - C12 Aliphatics	C9 - C10 Aromatics	VPH (Total)
NCAC 2L Standards				**15**	**1**	**NE**	**0.6**	**70**	**70**	**3000**	**70**	**3**	**100**	**0.4**	**0.4**	**70**	**600**	**0.4**	**70**	**5**	**20**	**6**	**70**	**70**	**0.7**	**600**	**3**	**2000**	**400**	**400**	**0.03**	**500**	**500**	**500**	**400**	**700**	**200**	**NE**
IMAC Standards				--	--	--	--	--	--	--	--	--	--	--	--	--	--	--	--	--	--	--	--	--	--	--	--	--	--	--	--	--	--	--	--	--	--
92558742	MW-84_20210831	MW-84	08/31/2021	<5	<0.5	<0.5	<0.5	<0.5	<0.5	<1	<0.5	<1	<0.5	<0.5	<0.5	<0.5	<0.5	<2	<0.5	<2	<0.5	<2	<0.5	<0.5	<0.5	**0.73**	<0.5	<1	<0.5	<0.5	<1	<1.5	<1	<0.5	<50	<50	<50	<50
92564485	MW-84_20211001	MW-84	10/01/2021	<5.0	<0.5	<0.5	<0.5	<0.5	<0.5	<0.5	<0.5	<0.6	<0.5	<0.5	<0.5	<0.5	**0.13J**	<0.6	<0.5	<5	<0.5	<0.5	<0.5	<0.5	<0.5	**0.94**	<0.5	<0.5	<0.5	<0.5	<0.5	**0.57J**	**0.19J**	**0.38J**	<100	<100	<100	NA
92570181	MW-84_20211102	MW-84	11/02/2021	<5	**0.52**	<0.5	<0.5	<0.5	<0.5	<1	<0.5	<1	<0.5	<0.5	<0.5	<0.5	<0.5	<2	<0.5	<2	<0.5	<2	<0.5	<0.5	<0.5	**0.98**	<0.5	<1	<0.5	<0.5	<1	**0.39J**	<1	**0.39J**	<50	<50	<50	<50
92575206	MW-84_20211201	MW-84	12/01/2021	<5	<0.5	<0.5	<0.5	<0.5	<0.5	<1	<0.5	<1	<0.5	<0.5	<0.5	<0.5	<0.5	<2	<0.5	<2	<0.5	<2	<0.5	<0.5	<0.5	<0.5	<0.5	<1	<0.5	<0.5	<1	**0.45J**	<1	**0.45J**	<50	<50	<50	<50
92580903 92580955	MW-84_20220104	MW-84	01/04/2022	**0.82J**	<0.5	<0.5	<0.5	<0.5	<0.5	<1	<0.5	<1	<0.5	<0.5	<0.5	<0.5	<0.5	<2	<0.5	<2	<0.5	<2	<0.5	<0.5	<0.5	<0.5	<0.5	<1	<0.5	<0.5	<1	<1.5	<1	<0.5	<50	<50	<50	<50
92580903 92580955	DUP-2-20220104	MW-84	01/04/2022	**0.86J**	<0.5	<0.5	<0.5	<0.5	<0.5	<1	<0.5	<1	<0.5	<0.5	<0.5	<0.5	<0.5	<2	<0.5	<2	<0.5	<2	<0.5	<0.5	<0.5	<0.5	<0.5	<1	<0.5	<0.5	<1	<1.5	<1	<0.5	<50	<50	<50	<50
92585562	MW-84_20220201	MW-84	02/01/2022	<5	<0.5	<0.5	<0.5	<0.5	<0.5	<1	<0.5	<1	<0.5	<0.5	<0.5	<0.5	<0.5	<2	<0.5	<2	<0.5	<2	<0.5	<0.5	<0.5	<0.5	<0.5	<1	<0.5	<0.5	<1	<1.5	<1	<0.5	<50	<50	<50	<50
92531231	MW-86_20210405	MW-86	04/05/2021	**175**	<0.5	<0.5	<0.5	<0.5	<0.5	<1	<0.5	<1	<0.5	<0.5	<0.5	<0.5	<0.5	<2	<0.5	<2	<0.5	<2	<0.5	<0.5	<0.5	<0.5	<0.5	<1	<0.5	<0.5	<1	<1.5	<1	<0.5	<50	<50	<50	<50
92536726	MW-86_20210504	MW-86	05/04/2021	**100**	<0.5	<0.5	<0.5	<0.5	<0.5	<1	<0.5	<1	<0.5	<0.5	<0.5	<0.5	<0.5	<2	<0.5	<2	<0.5	<2	<0.5	<0.5	<0.5	<0.5	<0.5	<1	<0.5	<0.5	<1	<1.5	<1	<0.5	<50	<50	<50	<50
92541991	MW-86_20210602	MW-86	06/02/2021	<5	<0.5	<0.5	<0.5	<0.5	<0.5	<1	<0.5	<1	<0.5	<0.5	<0.5	<0.5	<0.5	<2	<0.5	<2	<0.5	<2	<0.5	<0.5	<0.5	<0.5	<0.5	<1	<0.5	<0.5	<1	<1.5	<1	<0.5	<50	<50	<50	<50
92548169	MW-86_20210707	MW-86	07/07/2021	<5	<0.5	<0.5	<0.5	<0.5	<0.5	<1	<0.5	<1	<0.5	<0.5	<0.5	<0.5	<0.5	<2	<0.5	<2	<0.5	<2	<0.5	<0.5	<0.5	<0.5	<0.5	<1	<0.5	<0.5	<1	<1.5	<1	<0.5	<50	<50	<50	<50
92553065	MW-86_20210802	MW-86	08/02/2021	<5	<0.5	<0.5	<0.5	<0.5	<0.5	<1	<0.5	<1	<0.5	<0.5	<0.5	<0.5	<0.5	<2	<0.5	<2	<0.5	<2	<0.5	<0.5	<0.5	<0.5	<0.5	<1	<0.5	<0.5	<1	<1.5	<1	<0.5	<50	<50	<50	<50
92558446	MW-86_20210830	MW-86	08/30/2021	<5	<0.5	<0.5	<0.5	<0.5	<0.5	<1	<0.5	<1	<0.5	<0.5	<0.5	<0.5	<0.5	<2	<0.5	<2	<0.5	<2	<0.5	<0.5	<0.5	<0.5	<0.5	<1	<0.5	<0.5	<1	<1.5	<1	<0.5	<50	<50	<50	<50
92564327	MW-86_20210930	MW-86	09/30/2021	**5.2**	<0.5	<0.5	<0.5	<0.5	<0.5	<0.5	<0.5	<0.6	<0.5	<0.5	<0.5	<0.5	<0.5	<0.6	<0.5	<5	<0.5	<0.5	<0.5	<0.5	<0.5	<0.5	<0.5	<0.5	<0.5	<0.5	<0.5	<1.5	<1	<0.5	<100	<100	<100	NA
92564327	DUP-1-20210930	MW-86	09/30/2021	<5	<0.5	<0.5	<0.5	<0.5	<0.5	<0.5	<0.5	<0.6	<0.5	<0.5	<0.5	<0.5	<0.5	<0.6	<0.5	<5	<0.5	<0.5	<0.5	<0.5	<0.5	<0.5	<0.5	<0.5	<0.5	<0.5	<0.5	<1.5	<1	<0.5	<100	<100	<100	NA
92569882	MW-86_20211101	MW-86	11/01/2021	**19.8**	<0.5	<0.5	<0.5	<0.5	<0.5	<1	<0.5	<1	<0.5	<0.5	<0.5	<0.5	<0.5	<2	<0.5	<2	<0.5	<2	<0.5	<0.5	<0.5	<0.5	<0.5	<1	<0.5	<0.5	<1	<1.5	<1	<0.5	<50	<50	<50	<50
92575208	MW-86_20211201	MW-86	12/01/2021	<5	<0.5	<0.5	<0.5	<0.5	<0.5	<1	<0.5	<1	<0.5	<0.5	<0.5	<0.5	<0.5	<2	<0.5	<2	<0.5	<2	<0.5	<0.5	<0.5	<0.5	<0.5	<1	<0.5	<0.5	<1	<1.5	<1	<0.5	<50	<50	<50	<50
92580901	MW-86_20220104	MW-86	01/04/2022	**0.49J**	<0.5	<0.5	<0.5	<0.5	<0.5	<1	<0.5	<1	<0.5	<0.5	<0.5	<0.5	<0.5	<2	<0.5	<2	<0.5	<2	<0.5	<0.5	<0.5	<0.5	<0.5	<1	<0.5	<0.5	<1	<1.5	<1	<0.5	<50	<50	<50	<50
92580901 92580902	DUP-1-20220104	MW-86	01/04/2022	**0.55J**	<0.5	<0.5	<0.5	<0.5	<0.5	<1	<0.5	<1	<0.5	<0.5	<0.5	<0.5	<0.5	<2	<0.5	<2	<0.5	<2	<0.5	<0.5	<0.5	<0.5	<0.5	<1	<0.5	<0.5	<1	<1.5	<1	<0.5	<50	<50	<50	<50
92585560	MW-86_20220201	MW-86	02/01/2022	**53.1**	<0.5	<0.5	<0.5	<0.5	<0.5	<1	<0.5	<1	<0.5	<0.5	<0.5	<0.5	<0.5	<2	<0.5	<2	<0.5	<2	<0.5	<0.5	<0.5	<0.5	<0.5	<1	<0.5	<0.5	<1	<1.5	<1	<0.5	<50	<50	<50	<50
92537489	MW-87_20210506	MW-87	05/06/2021	<5	**0.55**	<0.5	**0.31J**	<0.5	<0.5	<1	**3**	<1	<0.5	<0.5	<0.5	<0.5	<0.5	<2	<0.5	<2	<0.5	<2	<0.5	<0.5	<0.5	**0.63**	<0.5	<1	<0.5	<0.5	<1	<1.5	<1	<0.5	<50	<50	<50	<50
92542611	MW-87_20210604	MW-87	06/04/2021	<5	<0.5	<0.5	**0.41J**	<0.5	<0.5	<1	**3.4**	<1	<0.5	<0.5	<0.5	<0.5	<0.5	<2	<0.5	<2	<0.5	<2	<0.5	<0.5	<0.5	<0.5	<0.5	<1	<0.5	<0.5	<1	<1.5	<1	<0.5	<50	<50	<50	<50
92548787	MW-87_20210709	MW-87	07/09/2021	<5	<0.5	<0.5	**0.35J**	<0.5	<0.5	<1	**2.8**	<1	<0.5	<0.5	<0.5	<0.5	<0.5	<2	<0.5	<2	<0.5	<2	<0.5	<0.5	<0.5	<0.5	<0.5	<1	<0.5	<0.5	<1	<1.5	<1	<0.5	<50	<50	<50	<50
92553563	MW-87_20210804	MW-87	08/04/2021	<5	<0.5	<0.5	**0.76J**	<0.5	<0.5	<1	**4.7**	<1	<0.5	<0.5	<0.5	<0.5	<0.5	<2	<0.5	<2	<0.5	<2	<0.5	<0.5	<0.5	<0.5	<0.5	<1	<0.5	<0.5	<1	<1.5	<1	<0.5	<50	<50	<50	<50
92553563	DUP-2-20210804	MW-87	08/04/2021	<5	<0.5	<0.5	**0.75J**	<0.5	<0.5	<1	**4.6**	<1	<0.5	<0.5	<0.5	<0.5	<0.5	<2	<0.5	<2	<0.5	<2	<0.5	<0.5	<0.5	<0.5	<0.5	<1	<0.5	<0.5	<1	<1.5	<1	<0.5	<50	<50	<50	<50
92559360	MW-87_20210902	MW-87	09/02/2021	<5	<0.5	<0.5	<0.5	<0.5	<0.5	<1	**5.9**	<1	<0.5	<0.5	<0.5	<0.5	<0.5	<2	<0.5	<2	<0.5	<2	<0.5	<0.5	<0.5	**1.0**	<0.5	<1	<0.5	<0.5	<1	**1.31J**	**0.86J**	**0.45J**	<50	<50	<50	<50
92564084	MW-87_20210929	MW-87	09/29/2021	<5.0	<0.5	<0.5	**0.87**	<0.5	<0.5	<0.5	**6.2**	<0.6	<0.5	<0.5	<0.5	<0.5	<0.5	<0.6	<0.5	<5	<0.5	<0.5	<0.5	<0.5	<0.5	**0.31J**	<0.5	<0.5	<0.5	<0.5	<0.5	**0.41J**	**0.26J**	**0.15J**	<100	<100	<100	NA
92570483	MW-87_20211103	MW-87	11/03/2021	<5	<0.5	<0.5	**0.5J**	<0.5	<0.5	<1	**4.2**	<1	<0.5	<0.5	<0.5	<0.5	<0.5	<2	<0.5	<2	<0.5	<2	<0.5	<0.5	<0.5	<0.5	<0.5	<1	<0.5	<0.5	<1	<1.5	<1	<0.5	<50	<50	<50	<50
92575462	MW-87_20211201	MW-87	12/01/2021	<5	<0.5	<0.5	<0.5	<0.5	<0.5	<1	**3.7**	<1	<0.5	<0.5	<0.5	<0.5	<0.5	<2	<0.5	<2	<0.5	<2	<0.5	<0.5	<0.5	<0.5	<0.5	<1	<0.5	<0.5	<1	<1.5	<1	<0.5	<50	<50	<50	<50
92583209	MW-87_20220105	MW-87	01/05/2022	**0.14J**	<0.5	<0.5	<0.5	<0.5	<0.5	<1	**4.0**	<1	<0.5	<0.5	<0.5	**0.56**	**0.61**	<2	<0.5	<2	<0.5	<2	<0.5	<0.5	<0.5	**8.1**	<0.5	<1	<0.5	<0.5	<1	**5.2**	**3.5**	**1.7**	<50	<50	<50	**50.7**
92585900	MW-87_20220202	MW-87	02/02/2022	<5	**1.3**	<0.5	**0.47J**	<0.5	<0.5	<1	**3.2**	<1	<0.5	<0.5	<0.5	**0.60**	**0.48J**	<2	<0.5	<2	<0.5	<2	<0.5	<0.5	<0.5	**5.1**	<0.5	<1	<0.5	<0.5	<1	**4.3**	**2.4**	**1.9**	**89.2**	<50	<50	**98.9**
92537489	MW-88_20210506	MW-88	05/06/2021	<5	<0.5	<0.5	**0.48J**	<0.5	<0.5	<1	**2.9**	<1	<0.5	<0.5	<0.5	<0.5	<0.5	<2	<0.5	<2	<0.5	<2	<0.5	<0.5	<0.5	<0.5	<0.5	<1	<0.5	<0.5	<1	<1.5	<1	<0.5	<50	<50	<50	<50
92542611	MW-88_20210604	MW-88	06/04/2021	<5	<0.5	<0.5	**0.34J**	<0.5	<0.5	<1	**2.1**	<1	<0.5	<0.5	<0.5	<0.5	<0.5	<2	<0.5	<2	<0.5	<2	<0.5	<0.5	<0.5	<0.5	<0.5	<1	<0.5	<0.5	<1	<1.5	<1	<0.5	<50	<50	<50	<50
92548787	MW-88_20210709	MW-88	07/09/2021	<5	<0.5	<0.5	<0.5	<0.5	<0.5	<1	**1.2**	<1	<0.5	<0.5	<0.5	<0.5	<0.5	<2	<0.5	<2	<0.5	<2	<0.5	<0.5	<0.5	<0.5	<0.5	<1	<0.5	<0.5	<1	<1.5	<1	<0.5	<50	<50	<50	<50
92553563	MW-88_20210804	MW-88	08/04/2021	<5	<0.5	<0.5	<0.5	<0.5	<0.5	<1	**1.2**	<1	<0.5	<0.5	<0.5	<0.5	<0.5	<2	<0.5	<2	<0.5	<2	<0.5	<0.5	<0.5	<0.5	<0.5	<1	<0.5	<0.5	<1	<1.5	<1	<0.5	<50	<50	<50	<50
92559014	MW-88_20210901	MW-88	09/01/2021	<5	<0.5	<0.5	<0.5	<0.5	<0.5	<1	**1**	<1	<0.5	<0.5	<0.5	<0.5	<0.5	<2	<0.5	<2	<0.5	<2	<0.5	<0.5	<0.5	<0.5	<0.5	<1	<0.5	<0.5	<1	<1.5	<1	<0.5	<50	<50	<50	<50
92563804	MW-88_20210928	MW-88	09/28/2021	**7.1**	<0.5	<0.5	**0.22J**	<0.5	<0.5	<0.5	**1.2**	<0.6	<0.5	<0.5	<0.5	<0.5	<0.5	<0.6	<0.5	<5	<0.5	<0.5	<0.5	<0.5	<0.5	<0.5	<0.5	<0.5	<0.5	<0.5	<0.5	<1.5	<1	<0.5	<100	<100	<100	NA
92570483	MW-88_20211103	MW-88	11/03/2021	**15.3**	<0.5	<0.5	<0.5	<0.5	<0.5	<1	**1.1**	<1	<0.5	<0.5	<0.5	<0.5	<0.5	<2	<0.5	<2	<0.5	<2	<0.5	<0.5	<0.5	<0.5	<0.5	<1	<0.5	<0.5	<1	<1.5	<1	<0.5	<50	<50	<50	<50
92575462	MW-88_20211201	MW-88	12/01/2021	<5	<0.5	<0.5	<0.5	<0.5	<0.5	<1	**1.2**	<1	<0.5	<0.5	<0.5	<0.5	<0.5	<2	<0.5	<2	<0.5	<2	<0.5	<0.5	<0.5	<0.5	<0.5	<1	<0.5	<0.5	<1	<1.5	<1	<0.5	<50	<50	<50	<50
92583209	MW-88_20220105	MW-88	01/05/2022	**7.5**	<0.5	<0.5	<0.5	<0.5	<0.5	<1	**1.1**	<1	<0.5	<0.5	<0.5	<0.5	<0.5	<2	<0.5	<2	<0.5	<2	<0.5	<0.5	<0.5	<0.5	<0.5	<1	<0.5	<0.5	<1	<1.5	<1	<0.5	<50	<50	<50	<50
92586178	MW-88_20220203	MW-88	02/03/2022	**9.3**	<0.5	<0.5	<0.5	<0.5	<0.5	<1	**1.2**	<1	<0.5	<0.5	<0.5	<0.5	<0.5	<2	<0.5	<2	<0.5	<2	<0.5	<0.5	<0.5	<0.5	<0.5	<1	<0.5	<0.5	<1	<1.5	<1	<0.5	<50	<50	<50	<50
92537784	MW-89_20210507	MW-89	05/07/2021	<5	<0.5	<0.5	<0.5	<0.5	<0.5	<1	<0.5	<1	<0.5	<0.5	<0.5	<0.5	<0.5	<2	<0.5	<2	<0.5	<2	<0.5	<0.5	<0.5	<0.5	<0.5	<1	<0.5	<0.5	<1	<1.5	<1	<0.5	<50	<50	<50	<50
92542611	MW-89_20210604	MW-89	06/04/2021	<5	<0.5	<0.5	<0.5	<0.5	<0.5	<1	<0.5	<1	<0.5	<0.5	<0.5	<0.5	<0.5	<2	<0.5	<2	<0.5	<2	<0.5	<0.5	<0.5	<0.5	<0.5	<1	<0.5	<0.5	<1	<1.5	<1	<0.5	<50	<50	<50	<50
92542611	MW-89_20210604	MW-89	06/04/2021	<5	<0.5	<0.5	<0.5	<0.5	<0.5	<1	<0.5	<1	<0.5	<0.5	<0.5	<0.5	<0.5	<2	<0.5	<2	<0.5	<2	<0.5	<0.5	<0.5	<0.5	<0.5	<1	<0.5	<0.5	<1	<1.5	<1	<0.5	<50	<50	<50	<50
92548787	MW-89_20210709	MW-89	07/09/2021	<5	<0.5	<0.5	<0.5	<0.5	<0.5	<1	<0.5	<1	<0.5	<0.5	<0.5	<0.5	<0.5	<2	<0.5	<2	<0.5	<2	<0.5	<0.5	<0.5	<0.5	<0.5	<1	<0.5	<0.5	<1	<1.5	<1	<0.5	<50	<50	<50	<50
92553563	MW-89_20210804	MW-89	08/04/2021	<5	<0.5	<0.5	<0.5	<0.5	<0.5	<1	<0.5	<1	<0.5	<0.5	<0.5	<0.5	<0.5	<2	<0.5	<2	<0.5	<2	<0.5	<0.5	<0.5	<0.5	<0.5	<1	<0.5	<0.5	<1	<1.5	<1	<0.5	<50	<50	<50	<50
92559014	MW-89_20210901	MW-89	09/01/2021	**7.8**	<0.5	<0.5	<0.5	<0.5	<0.5	<1	<0.5	<1	<0.5	<0.5	<0.5	<0.5	<0.5	<2	<0.5	<2	<0.5	<2	<0.5	<0.5	<0.5	<0.5	<0.5	<1	<0.5	<0.5	<1	<1.5	<1	<0.5	<50	<50	<50	<50
92563804	MW-89_20210928	MW-89	09/28/2021	**5.6**	<0.5	<0.5	<0.5	<0.5	<0.5	<0.5	<0.5	<0.6	<0.5	<0.5	<0.5	<0.5	<0.5	<0.6	<0.5	<5	<0.5	<0.5	<0.5	<0.5	<0.5	<0.5	<0.5	<0.5	<0.5	<0.5	<0.5	<1.5	<1	<0.5	<100	<100	<100	NA

Table 5A
Summary of Monitoring Well Sampling Results

Colonial Pipeline Company
2020-L1-SR2448
Huntersville, North Carolina

Lab Report Number	Sample ID	Well ID	Sample Date	Metals (µg/L)	VOCs (µg/L)																														MADEP VPH (µg/L)			
				Lead	Benzene	Bromochloromethane	Bromodichloromethane	n-Butylbenzene	sec-Butylbenzene	Chloroethane	Chloroform	Chloromethane	2-Chlorotoluene	Dibromochloromethane	1,2-Dichloroethane	Diisopropyl ether	Ethylbenzene	Hexachloro-1,3-butadiene	Isopropylbenzene (Cumene)	Methylene Chloride	Methyl-tert-butyl ether	Naphthalene	n-Propylbenzene	Styrene	Tetrachloroethene	Toluene	Trichloroethene	Trichlorofluoromethane	1,2,4-Trimethylbenzene	1,3,5-Trimethylbenzene	Vinyl chloride	Xylene (Total)	m&p-Xylene	o-Xylene	C5 - C8 Aliphatics	C9 - C12 Aliphatics	C9 - C10 Aromatics	VPH (Total)
NCAC 2L Standards				**15**	**1**	**NE**	**0.6**	**70**	**70**	**3000**	**70**	**3**	**100**	**0.4**	**0.4**	**70**	**600**	**0.4**	**70**	**5**	**20**	**6**	**70**	**70**	**0.7**	**600**	**3**	**2000**	**400**	**400**	**0.03**	**500**	**500**	**500**	**400**	**700**	**200**	**NE**
IMAC Standards				--	--	--	--	--	--	--	--	--	--	--	--	--	--	--	--	--	--	--	--	--	--	--	--	--	--	--	--	--	--	--	--	--	--	--
92570483	MW-89_20211103	MW-89	11/03/2021	**15.6**	<0.5	<0.5	<0.5	<0.5	<0.5	<1	<0.5	<1	<0.5	<0.5	<0.5	<0.5	<0.5	<2	<0.5	<2	<0.5	<2	<0.5	<0.5	<0.5	<0.5	<0.5	<1	<0.5	<0.5	<1	<1.5	<1	<0.5	<50	<50	<50	<50
92575462	MW-89_20211201	MW-89	12/01/2021	<5	<0.5	<0.5	<0.5	<0.5	<0.5	<1	<0.5	<1	<0.5	<0.5	<0.5	<0.5	<0.5	<2	<0.5	<2	<0.5	<2	<0.5	<0.5	<0.5	<0.5	<0.5	<1	<0.5	<0.5	<1	<1.5	<1	<0.5	<50	<50	<50	<50
92583209	MW-89_20220105	MW-89	01/05/2022	**3.5J**	<0.5	<0.5	<0.5	<0.5	<0.5	<1	<0.5	<1	<0.5	<0.5	<0.5	<0.5	<0.5	<2	<0.5	<2	<0.5	<2	<0.5	<0.5	<0.5	<0.5	<0.5	<1	<0.5	<0.5	<1	<1.5	<1	<0.5	<50	<50	<50	<50
92585900	MW-89_20220202	MW-89	02/02/2022	**6.4**	<0.5	<0.5	<0.5	<0.5	<0.5	<1	<0.5	<1	<0.5	<0.5	<0.5	<0.5	<0.5	<2	<0.5	<2	<0.5	<2	<0.5	<0.5	<0.5	<0.5	<0.5	<1	<0.5	<0.5	<1	<1.5	<1	<0.5	<50	<50	<50	<50
92543881	MW-92_20210611	MW-92	06/11/2021	<5	<0.5	<0.5	**0.39J**	<0.5	<0.5	<1	**2.7**	<1	<0.5	<0.5	<0.5	**0.5J**	<0.5	<2	<0.5	<2	<0.5	<2	<0.5	<0.5	<0.5	<0.5	<0.5	<1	<0.5	<0.5	<1	<1.5	<1	<0.5	<50	<50	<50	<50
92548527	MW-92_20210708	MW-92	07/08/2021	**14.7**	<0.5	<0.5	<0.5	<0.5	<0.5	<1	**0.63**	<1	<0.5	<0.5	<0.5	<0.5	<0.5	<2	<0.5	<2	<0.5	<2	<0.5	<0.5	<0.5	<0.5	<0.5	<1	<0.5	<0.5	<1	<1.5	<1	<0.5	<50	<50	<50	<50
92554137	MW-92_20210805	MW-92	08/05/2021	**9.6**	<0.5	<0.5	<0.5	<0.5	<0.5	<1	<0.5	<1	<0.5	<0.5	<0.5	<0.5	<0.5	<2	<0.5	<2	<0.5	<2	<0.5	<0.5	<0.5	<0.5	<0.5	<1	<0.5	<0.5	<1	<1.5	<1	<0.5	<50	<50	<50	<50
92559014	MW-92_20210901	MW-92	09/01/2021	<5	<0.5	<0.5	<0.5	<0.5	<0.5	<1	<0.5	<1	<0.5	<0.5	<0.5	<0.5	<0.5	<2	<0.5	<2	<0.5	<2	<0.5	<0.5	<0.5	<0.5	<0.5	<1	<0.5	<0.5	<1	<1.5	<1	<0.5	<50	<50	<50	<50
92564084	MW-92_20210929	MW-92	09/29/2021	<5.0	<0.5	<0.5	<0.5	<0.5	<0.5	<0.5	<0.5	<2	<0.5	<0.5	<0.5	<0.5	<0.5	<0.6	<0.5	<5	<0.5	<0.5	<0.5	<0.5	<0.5	<0.5	<0.5	<0.5	<0.5	<0.5	<0.5	<1.5	<1	<0.5	<100	<100	<100	NA
92570483	MW-92_20211103	MW-92	11/03/2021	<5	<0.5	<0.5	<0.5	<0.5	<0.5	<1	<0.5	<1	<0.5	<0.5	<0.5	<0.5	<0.5	<2	<0.5	<2	<0.5	<2	<0.5	<0.5	<0.5	<0.5	<0.5	<1	<0.5	<0.5	<1	<1.5	<1	<0.5	<50	<50	<50	<50
92575654	MW-92_20211202	MW-92	12/02/2021	<5	<0.5	<0.5	<0.5	<0.5	<0.5	<1	<0.5	<1	<0.5	<0.5	<0.5	<0.5	<0.5	<2	<0.5	<2	<0.5	<2	<0.5	<0.5	<0.5	<0.5	<0.5	<1	<0.5	<0.5	<1	<1.5	<1	<0.5	<50	<50	<50	<50
92583376	MW-92_20220106	MW-92	01/06/2022	**0.14J**	<0.5	<0.5	<0.5	<0.5	<0.5	<1	<0.5	<1	<0.5	<0.5	<0.5	<0.5	<0.5	<2	<0.5	<2	<0.5	<2	<0.5	<0.5	<0.5	<0.5	<0.5	<1	<0.5	<0.5	<1	<1.5	<1	<0.5	<50	<50	<50	<50
92586178	MW-92_20220203	MW-92	02/03/2022	**13.3**	<0.5	<0.5	<0.5	<0.5	<0.5	<1	<0.5	<1	<0.5	<0.5	<0.5	<0.5	<0.5	<2	<0.5	<2	<0.5	<2	<0.5	<0.5	<0.5	<0.5	<0.5	<1	<0.5	<0.5	<1	<1.5	<1	<0.5	<50	<50	<50	<50
92543881	MW-93_20210611	MW-93	06/11/2021	**19.8**	<0.5	<0.5	<0.5	<0.5	<0.5	<1	**0.47J**	<1	<0.5	<0.5	<0.5	<0.5	<0.5	<2	<0.5	<2	<0.5	<2	<0.5	<0.5	<0.5	<0.5	<0.5	<1	<0.5	<0.5	<1	<1.5	<1	<0.5	<50	<50	<50	<50
92548527	MW-93_20210708	MW-93	07/08/2021	**10**	<0.5	<0.5	<0.5	<0.5	<0.5	<1	<0.5	<1	<0.5	<0.5	<0.5	<0.5	<0.5	<2	<0.5	<2	<0.5	<2	<0.5	<0.5	<0.5	<0.5	<0.5	<1	<0.5	<0.5	<1	<1.5	<1	<0.5	<50	<50	<50	<50
92554137	MW-93_20210805	MW-93	08/05/2021	**9.4**	<0.5	<0.5	<0.5	<0.5	<0.5	<1	<0.5	<1	<0.5	<0.5	<0.5	<0.5	<0.5	<2	<0.5	<2	<0.5	<2	<0.5	<0.5	<0.5	<0.5	<0.5	<1	<0.5	<0.5	<1	<1.5	<1	<0.5	<50	<50	<50	<50
92559014	MW-93_20210901	MW-93	09/01/2021	**8.5**	<0.5	<0.5	<0.5	<0.5	<0.5	<1	<0.5	<1	<0.5	<0.5	<0.5	<0.5	<0.5	<2	<0.5	<2	<0.5	<2	<0.5	<0.5	<0.5	<0.5	<0.5	<1	<0.5	<0.5	<1	<1.5	<1	<0.5	<50	<50	<50	<50
92564084	MW-93_20210929	MW-93	09/29/2021	**6.6**	<0.5	<0.5	<0.5	<0.5	<0.5	<0.5	<0.5	<0.6	<0.5	<0.5	<0.5	<0.5	<0.5	<0.6	<0.5	<5	<0.5	<0.5	<0.5	<0.5	<0.5	<0.5	<0.5	<0.5	<0.5	<0.5	<0.5	<1.5	<1	<0.5	<100	<100	<100	NA
92570483	MW-93_20211103	MW-93	11/03/2021	<5	<0.5	<0.5	<0.5	<0.5	<0.5	<1	<0.5	<1	<0.5	<0.5	<0.5	<0.5	<0.5	<2	<0.5	<2	<0.5	<2	<0.5	<0.5	<0.5	<0.5	<0.5	<1	<0.5	<0.5	<1	<1.5	<1	<0.5	<50	<50	<50	<50
92570483	DUP-2-20211103	MW-93	11/03/2021	<5	<0.5	<0.5	<0.5	<0.5	<0.5	<1	<0.5	<1	<0.5	<0.5	<0.5	<0.5	<0.5	<2	<0.5	<2	<0.5	<2	<0.5	<0.5	<0.5	<0.5	<0.5	<1	<0.5	<0.5	<1	<1.5	<1	<0.5	<50	<50	<50	<50
92575654	MW-93_20211202	MW-93	12/02/2021	<5	<0.5	<0.5	<0.5	<0.5	<0.5	<1	<0.5	<1	<0.5	<0.5	<0.5	<0.5	<0.5	<2	<0.5	<2	<0.5	<2	<0.5	<0.5	<0.5	<0.5	<0.5	<1	<0.5	<0.5	<1	<1.5	<1	<0.5	<50	<50	<50	<50
92575654	DUP-2-20211202	MW-93	12/02/2021	<5	<0.5	<0.5	<0.5	<0.5	<0.5	<1	<0.5	<1	<0.5	<0.5	<0.5	<0.5	<0.5	<2	<0.5	<2	<0.5	<2	<0.5	<0.5	<0.5	<0.5	<0.5	<1	<0.5	<0.5	<1	<1.5	<1	<0.5	<50	<50	<50	<50
92583376	MW-93_20220106	MW-93	01/06/2022	**1.2J**	<0.5	<0.5	<0.5	<0.5	<0.5	<1	<0.5	<1	<0.5	<0.5	<0.5	<0.5	<0.5	<2	<0.5	<2	<0.5	<2	<0.5	<0.5	<0.5	**0.52**	<0.5	<1	<0.5	<0.5	<1	<1.5	<1	<0.5	<50	<50	<50	<50
92586178	MW-93_20220203	MW-93	02/03/2022	**11.9**	<0.5	<0.5	<0.5	<0.5	<0.5	<1	<0.5	<1	<0.5	<0.5	<0.5	<0.5	<0.5	<2	<0.5	<2	<0.5	<2	<0.5	<0.5	<0.5	<0.5	<0.5	<1	<0.5	<0.5	<1	<1.5	<1	<0.5	<50	<50	<50	<50
FA89164-1	MW-94_20210921	MW-94	09/21/2021	<1.1	<0.5	<0.5	**0.44J**	<0.5	<0.5	<0.5	**2.2**	NA	<0.5	<0.5	<0.5	<0.5	<0.5	NA	<0.5	<2	<0.5	<0.5	<0.5	<0.5	<0.5	<0.5	NA	<0.5	<0.5	<0.5	<0.5	<1.5	<1	<0.5	<100	<100	<100	<100
92563804	MW-94_20210928	MW-94	09/28/2021	**4.7J**	<0.5	<0.5	**0.26J**	<0.5	<0.5	<0.5	**1.8**	<0.6	<0.5	<0.5	<0.5	<0.5	**0.41J**	<0.6	<0.5	<5	<0.5	<0.5	<0.5	<0.5	<0.5	**2.4**	<0.5	<0.5	**0.10J**	<0.5	<0.5	**2.14**	**1.5**	**0.64**	<100	<100	<100	NA
92570483	MW-94_20211103	MW-94	11/03/2021	**8.4**	<0.5	<0.5	**0.38J**	<0.5	<0.5	<1	**2.3**	<1	<0.5	<0.5	<0.5	<0.5	<0.5	<2	<0.5	<2	<0.5	<2	<0.5	<0.5	<0.5	<0.5	<0.5	<1	<0.5	<0.5	<1	<1.5	<1	<0.5	<50	<50	<50	<50
92575654	MW-94_20211202	MW-94	12/02/2021	<5	<0.5	<0.5	<0.5	<0.5	<0.5	<1	**2.3**	<1	<0.5	<0.5	<0.5	<0.5	<0.5	<2	<0.5	<2	<0.5	<2	<0.5	<0.5	<0.5	<0.5	<0.5	<1	<0.5	<0.5	<1	<1.5	<1	<0.5	<50	<50	<50	<50
92583209	MW-94_20220105	MW-94	01/05/2022	**0.3J**	<0.5	<0.5	<0.5	<0.5	<0.5	<1	**1.8**	<1	<0.5	<0.5	<0.5	<0.5	<0.5	<2	<0.5	<2	<0.5	<2	<0.5	<0.5	<0.5	<0.5	<0.5	<1	<0.5	<0.5	<1	<1.5	<1	<0.5	<50	<50	<50	<50
92585900	MW-94_20220202	MW-94	02/02/2022	<5	<0.5	<0.5	<0.5	<0.5	<0.5	<1	**1.5**	<1	<0.5	<0.5	<0.5	<0.5	<0.5	<2	<0.5	<2	<0.5	<2	<0.5	<0.5	<0.5	<0.5	<0.5	<1	<0.5	<0.5	<1	<1.5	<1	<0.5	<50	<50	<50	<50
92564492	MW-95_20211001	MW-95	10/01/2021	<0.5	<0.5	<0.5	<0.5	<0.5	<0.5	<0.5	**0.59**	<0.6	<0.5	<0.5	<0.5	**2.3**	<0.5	<0.6	<0.5	<5	**0.32J**	<0.5	<0.5	<0.5	<0.5	<0.5	<0.5	**0.35J**	<0.5	<0.5	<0.5	<1.5	<1	<0.5	<100	<100	<100	NA
92570816	MW-95_20211104	MW-95	11/04/2021	<5	<0.5	<0.5	<0.5	<0.5	<0.5	<1	<0.5	<1	<0.5	<0.5	<0.5	**2.1**	<0.5	<2	<0.5	<2	<0.5	<2	<0.5	<0.5	<0.5	<0.5	<0.5	**0.51J**	<0.5	<0.5	<1	<1.5	<1	<0.5	<50	<50	<50	<50
92570816	DUP-2-20211104	MW-95	11/04/2021	<5	<0.5	<0.5	<0.5	<0.5	<0.5	<1	<0.5	<1	<0.5	<0.5	<0.5	**2.1**	<0.5	<2	<0.5	<2	<0.5	<2	<0.5	<0.5	<0.5	<0.5	<0.5	**0.32J**	<0.5	<0.5	<1	<1.5	<1	<0.5	<50	<50	<50	<50
92575770	MW-95_20211203	MW-95	12/03/2021	<5	<0.5	<0.5	<0.5	<0.5	<0.5	<1	<0.5	<1	<0.5	<0.5	<0.5	**0.48J**	<0.5	<2	<0.5	<2	<0.5	<2	<0.5	<0.5	<0.5	<0.5	<0.5	<1	<0.5	<0.5	<1	<1.5	<1	<0.5	<50	<50	<50	<50
92583376	MW-95_20220106	MW-95	01/06/2022	**0.1J**	<0.5	<0.5	<0.5	<0.5	<0.5	<1	<0.5	<1	<0.5	<0.5	<0.5	<0.5	**0.65**	<2	<0.5	<2	<0.5	<2	<0.5	<0.5	<0.5	**1.4**	<0.5	<1	**1.8**	**0.47J**	<1	**4.5**	**3.0**	**1.5**	<50	<50	<50	<50
92586178	MW-95_20220203	MW-95	02/03/2022	<5	<0.5	<0.5	<0.5	<0.5	<0.5	<1	<0.5	<1	<0.5	<0.5	<0.5	**0.95**	<0.5	<2	<0.5	<2	<0.5	<2	<0.5	<0.5	<0.5	<0.5	<0.5	<1	<0.5	<0.5	<1	<1.5	<1	<0.5	<50	<50	<50	<50
92564492	MW-96_20211001	MW-96	10/01/2021	<0.5	<0.5	<0.5	<0.5	<0.5	<0.5	<0.5	<0.5	<0.6	<0.5	<0.5	<0.5	<0.5	<0.5	<0.6	<0.5	<5	<0.5	<0.5	<0.5	<0.5	<0.5	**0.13J**	<0.5	<0.5	<0.5	<0.5	<0.5	<1.5	<1	<0.5	<100	<100	<100	NA
92570816	MW-96_20211104	MW-96	11/04/2021	<5	<0.5	<0.5	<0.5	<0.5	<0.5	<1	<0.5	<1	<0.5	<0.5	<0.5	<0.5	<0.5	<2	<0.5	<2	<0.5	<2	<0.5	<0.5	<0.5	<0.5	<0.5	<1	<0.5	<0.5	<1	<1.5	<1	<0.5	<50	<50	<50	<50
92575770	MW-96_20211203	MW-96	12/03/2021	<5	<0.5	<0.5	<0.5	<0.5	<0.5	<1	<0.5	<1	<0.5	<0.5	<0.5	<0.5	<0.5	<2	<0.5	<2	<0.5	<2	<0.5	<0.5	<0.5	<0.5	<0.5	<1	<0.5	<0.5	<1	<1.5	<1	<0.5	<50	<50	<50	<50
92583376	MW-96_20220106	MW-96	01/06/2022	**0.53J**	<0.5	<0.5	<0.5	<0.5	<0.5	<1	<0.5	<1	<0.5	<0.5	<0.5	<0.5	<0.5	<2	<0.5	<2	<0.5	<2	<0.5	<0.5	<0.5	**0.60**	<0.5	<1	<0.5	<0.5	<1	**0.76J**	**0.76J**	<0.5	<50	<50	<50	<50
92586178	MW-96_20220203	MW-96	02/03/2022	**4.9J**	<0.5	<0.5	<0.5	<0.5	<0.5	<1	<0.5	<1	<0.5	<0.5	<0.5	<0.5	<0.5	<2	<0.5	<2	<0.5	<2	<0.5	<0.5	<0.5	<0.5	<0.5	<1	<0.5	<0.5	<1	<1.5	<1	<0.5	<50	<50	<50	<50
Bedrock Unit Monitoring Wells																																						
92564084	MW-04D_20210929	MW-04D	09/29/2021	**4.5J**	<0.5	<0.5	<0.5	<0.5	<0.5	<0.5	<0.5	<2	<0.5	<0.5	<0.5	<0.5	<0.5	<0.6	<0.5	<5	<0.5	<0.5	<0.5	<0.5	<0.5	**0.16J**	<0.5	<0.5	<0.5	<0.5	<0.5	**0.32J**	**0.23J**	**0.09J**	<100	<100	<100	NA
92570816	MW-04D_20211104	MW-04D	11/04/2021	<5	<0.5	<0.5	<0.5	<0.5	<0.5	<1	<0.5	<1	<0.5	<0.5	<0.5	<0.5	<0.5	<2	<0.5	<2	<0.5	<2	<0.5	<0.5	<0.5	<0.5	<0.5	<1	<0.5	<0.5	<1	<1.5	<1	<0.5	<50	<50	<50	<50
92575654	MW-04D_20211202	MW-04D	12/02/2021	<5	<0.5	<0.5	<0.5	<0.5	<0.5	<1	<0.5	<1	<0.5	<0.5	<0.5	<0.5	<0.5	<2	<0.5	<2	<0.5	<2	<0.5	<0.5	<0.5	<0.5	<0.5	<1	<0.5	<0.5	<1	<1.5	<1	<0.5	<50	<50	<50	<50
92581742	MW-04D_20220107	MW-04D	01/07/2022	**0.21J**	<0.5	<0.5	<0.5	<0.5	<0.5	<1	<0.5	<1	<0.5	<0.5	<0.5	<0.5	<0.5	<2	<0.5	<2	<0.5	<2	<0.5	<0.5	<0.5	<0.5	<0.5	<1	<0.5	<0.5	<1	<1.5	<1	<0.5	<50	<50	<50	<50
92586178	MW-04D_20220203	MW-04D	02/03/2022	<5	<0.5	<0.5	<0.5	<0.5	<0.5	<1	<0.5	<1	<0.5	<0.5	<0.5	<0.5	<0.5	<2	<0.5	<2	<0.5	<2	<0.5	<0.5	<0.5	<0.5	<0.5	<1	<0.5	<0.5	<1	<1.5	<1	<0.5	**191**	<50	<50	**260**
92515762	MW-7D (120-127)'	MW-07D	01/10/2021	**18.8**	<0.50	<0.50	<0.50	<0.50	<0.50	<1.0	<0.50	<1.0	<0.50	<0.50	<0.50	<0.50	<0.50	<2.0	<0.50	<2.0	<0.50	<2.0	<0.50	<0.50	<0.50	**66.9**	<0.50	<1.0	<0.50	<0.50	<1.0	<1.5	<1.0	<0.50	**132**	<100	<100	**132**
92515762	DUP-6	MW-07D	01/10/2021	**7**	<0.50	<0.50	<0.50	<0.50	<0.50	<1.0	<0.50	<1.0	<0.50	<0.50	<0.50	<0.50	<0.50	<2.0	<0.50	<2.0	<0.50	<2.0	<0.50	<0.50	<0.50	**60.2**	<0.50	<1.0	<0.50	<0.50	<1.0	<1.5	<1.0	<0.50	**127**	<100	<100	**127**
92515762	MW-7D (84-91)'	MW-07D	01/11/2021	**15.5**	<0.50	<0.50	<0.50	<0.50	<0.50	<1.0	<0.50	<1.0	<0.50	<0.50	<0.50	<0.50	<0.50	<2.0	<0.50	<2.0	<0.50	<2.0	<0.50	<0.50	<0.50	**146**	<0.50	<1.0	<0.50	<0.50	<1.0	<1.5	<1.0	<0.50	**285**	<100	<100	**285**
92521237	MW-7D_20210209	MW-07D	02/09/2021	<5	<1	<1	<1	<1	<1	<2	<1	<2	<1	<1	<1	<1	<1	<4	<1	<4	<1	<4	<1	<1	<1	**184**	<1	<2	<1	<1	<2	<3	<2	<1	**360**	<100	<100	**360**

Table 5A
Summary of Monitoring Well Sampling Results

Colonial Pipeline Company
2020-L1-SR2448
Huntersville, North Carolina

Lab Report Number	Sample ID	Well ID	Sample Date	Metals (µg/L)	VOCs (µg/L)																												MADEP VPH (µg/L)			
				Lead	Benzene	Bromochloromethane	Bromodichloromethane	n-Butylbenzene	sec-Butylbenzene	Chloroethane	Chloroform	Chloromethane	2-Chlorotoluene	Dibromochloromethane	1,2-Dichloroethane	Diisopropyl ether	Ethylbenzene	Hexachloro-1,3-butadiene	Isopropylbenzene (Cumene)	Methylene Chloride	Methyl-tert-butyl ether	Naphthalene	n-Propylbenzene	Styrene	Tetrachloroethene	Toluene	Trichloroethene	Trichlorofluoromethane	1,2,4-Trimethylbenzene	1,3,5-Trimethylbenzene	Vinyl chloride	Xylene (Total)	m&p-Xylene	o-Xylene	C5 - C8 Aliphatics	C9 - C12 Aliphatics	C9 - C10 Aromatics	VPH (Total)
NCAC 2L Standards				**15**	**1**	**NE**	**0.6**	**70**	**70**	**3000**	**70**	**3**	**100**	**0.4**	**0.4**	**70**	**600**	**0.4**	**70**	**5**	**20**	**6**	**70**	**70**	**0.7**	**600**	**3**	**2000**	**400**	**400**	**0.03**	**500**	**500**	**500**	**400**	**700**	**200**	**NE**
IMAC Standards				--	--	--	--	--	--	--	--	--	--	--	--	--	--	--	--	--	--	--	--	--	--	--	--	--	--	--	--	--	--	--	--	--	--
92526618	MW-07D_20210309	MW-07D	03/09/2021	<5	<0.5	<0.5	<0.5	<0.5	<0.5	<1	<0.5	<1	<0.5	<0.5	<0.5	<0.5	<0.5	<2	<0.5	<2	<0.5	<2	<0.5	<0.5	<0.5	**0.66**	<0.5	<1	<0.5	<0.5	<1	<1.5	<1	<0.5	<100	<100	<100	<100
92532417	MW-07D_20210408	MW-07D	04/08/2021	<5	<0.5	<0.5	<0.5	<0.5	<0.5	<1	<0.5	<1	<0.5	<0.5	<0.5	<0.5	<0.5	<2	<0.5	<2	<0.5	<2	<0.5	<0.5	<0.5	<0.5	<0.5	<1	<0.5	<0.5	<1	<1.5	<1	<0.5	<50	<50	<50	<50
92537784	MW-07D_20210507	MW-07D	05/07/2021	<5	<0.5	<0.5	<0.5	<0.5	<0.5	<1	<0.5	<1	<0.5	<0.5	<0.5	<0.5	<0.5	<2	<0.5	<2	<0.5	<2	<0.5	<0.5	<0.5	<0.5	<0.5	<1	<0.5	<0.5	<1	<1.5	<1	<0.5	<50	<50	<50	<50
92542375	MW-07D_20210603	MW-07D	06/03/2021	<5	<0.5	<0.5	<0.5	<0.5	<0.5	<1	<0.5	<1	<0.5	<0.5	<0.5	<0.5	<0.5	<2	<0.5	<2	<0.5	<2	<0.5	<0.5	<0.5	<0.5	<0.5	<1	<0.5	<0.5	<1	<1.5	<1	<0.5	<50	<50	<50	<50
92548787	MW-07D_20210709	MW-07D	07/09/2021	<5	<0.5	<0.5	<0.5	<0.5	<0.5	<1	<0.5	<1	<0.5	<0.5	<0.5	<0.5	<0.5	<2	<0.5	<2	<0.5	<2	<0.5	<0.5	<0.5	<0.5	<0.5	<1	<0.5	<0.5	<1	<1.5	<1	<0.5	<50	<50	<50	<50
92554137	MW-07D_20210805	MW-07D	08/05/2021	<5	<0.5	<0.5	<0.5	<0.5	<0.5	<1	<0.5	<1	<0.5	<0.5	<0.5	<0.5	<0.5	<2	<0.5	<2	<0.5	<2	<0.5	<0.5	<0.5	<0.5	<0.5	<1	<0.5	<0.5	<1	<1.5	<1	<0.5	<50	<50	<50	<50
92554137	DUP-1-20210805	MW-07D	08/05/2021	<5	<0.5	<0.5	<0.5	<0.5	<0.5	<1	<0.5	<1	<0.5	<0.5	<0.5	<0.5	<0.5	<2	<0.5	<2	<0.5	<2	<0.5	<0.5	<0.5	<0.5	<0.5	<1	<0.5	<0.5	<1	<1.5	<1	<0.5	<50	<50	<50	<50
92559014	MW-07D_20210901	MW-07D	09/01/2021	**4.9J**	<0.5	<0.5	<0.5	<0.5	<0.5	<1	<0.5	<1	<0.5	<0.5	<0.5	**0.86**	<0.5	<2	<0.5	<2	<0.5	<2	<0.5	<0.5	<0.5	<0.5	<0.5	<1	<0.5	<0.5	<1	<1.5	<1	<0.5	<50	<50	<50	<50
92563487	MW-07D_20210927	MW-07D	09/27/2021	<5	**2.8**	<0.5	<0.5	<0.5	<0.5	<0.5	<0.5	<1	<0.5	<0.5	<0.5	**9.9**	**0.65**	<0.6	<0.5	<5	**4.4**	<0.5	<0.5	<0.5	<0.5	**0.42J**	<0.5	<0.5	**0.24J**	<0.5	<0.5	**2.9**	**1.9**	**1.0**	<100	<100	<100	NA
92566046	MW-07D_20211011	MW-07D	10/11/2021	<5.0	**13**	<0.5	<0.5	<0.5	<0.5	<0.5	<0.5	<2	<0.5	<0.5	<0.5	**14**	**0.81**	<0.6	<0.5	<5	**7.4**	<0.5	**0.13J**	<0.5	<0.5	**1.0J**	<0.5	<0.5	**0.88J**	**0.3J**	<0.5	**8.5**	**4**	**4.5**	<100	<100	<100	NA
92570483	MW-07D_20211103	MW-07D	11/03/2021	<5	**28.0**	<0.5	<0.5	<0.5	<0.5	<1	<0.5	<1	<0.5	<0.5	<0.5	**15.3**	<0.5	<2	<0.5	<2	**6.9**	<2	<0.5	<0.5	<0.5	**0.92**	<0.5	<1	**1.3**	<0.5	<1	**9.0**	**3.3**	**5.7**	**151**	<50	<50	**176**
92570483	DUP-1-20211103	MW-07D	11/03/2021	<5	**29.9**	<0.5	<0.5	<0.5	<0.5	<1	<0.5	<1	<0.5	<0.5	<0.5	**15.8**	<0.5	<2	<0.5	<2	**7.2**	<2	<0.5	<0.5	<0.5	**1.1**	<0.5	<1	**1.4**	<0.5	<1	**10.2**	**3.7**	**6.5**	**176**	<50	<50	**202**
92575654	MW-07D_20211202	MW-07D	12/02/2021	<5	**18.3**	<0.5	<0.5	<0.5	<0.5	<1	<0.5	<1	<0.5	<0.5	<0.5	**10.1**	<0.5	<2	<0.5	<2	**4.5**	<2	<0.5	<0.5	<0.5	<0.5	<0.5	<1	<0.5	<0.5	<1	**4.2**	<1	**4.2**	**86.9**	<50	<50	**97.2**
92583209	MW-07D_20220105	MW-07D	01/05/2022	<5	**33.4**	<0.5	<0.5	<0.5	<0.5	<1	<0.5	<1	<0.5	<0.5	<0.5	**12.1**	<0.5	<2	<0.5	<2	**5.9**	<2	<0.5	<0.5	<0.5	**1.5**	<0.5	<1	<0.5	<0.5	<1	**5.9**	<1	**5.9**	**131**	<50	<50	**143**
92585900	MW-07D_20220202	MW-07D	02/02/2022	<5	**0.66**	<0.5	<0.5	<0.5	<0.5	<1	<0.5	<1	<0.5	<0.5	<0.5	**2.0**	<0.5	<2	<0.5	<2	**0.97**	<2	<0.5	<0.5	<0.5	<0.5	<0.5	<1	<0.5	<0.5	<1	<1.5	<1	<0.5	<50	<50	<50	<50
92526264	MW-14D_20210308	MW-14D	03/08/2021	**59.2**	<0.5	<0.5	<0.5	<0.5	<0.5	<1	**1.2**	<1	<0.5	<0.5	<0.5	**0.51**	<0.5	<2	<0.5	<2	<0.5	<2	<0.5	<0.5	<0.5	<0.5	<0.5	<1	<0.5	<0.5	<1	<1.5	<1	<0.5	<100	<100	<100	<100
92531231	MW-14D_20210405	MW-14D	04/05/2021	**143**	<0.5	<0.5	<0.5	<0.5	<0.5	<1	**0.97**	<1	<0.5	<0.5	<0.5	<0.5	<0.5	<2	<0.5	<2	<0.5	<2	<0.5	<0.5	<0.5	<0.5	<0.5	<1	<0.5	<0.5	<1	<1.5	<1	<0.5	<50	<50	<50	<50
92536726	MW-14D_20210504	MW-14D	05/04/2021	**13.5**	<0.5	<0.5	<0.5	<0.5	<0.5	<1	<0.5	<1	<0.5	<0.5	<0.5	<0.5	<0.5	<2	<0.5	<2	<0.5	<2	<0.5	<0.5	<0.5	<0.5	<0.5	<1	<0.5	<0.5	<1	<1.5	<1	<0.5	<50	<50	<50	<50
92541703	MW-14D_20210601	MW-14D	06/01/2021	<5	<0.5	<0.5	<0.5	<0.5	<0.5	<1	<0.5	<1	<0.5	<0.5	<0.5	<0.5	<0.5	<2	<0.5	<2	<0.5	<2	<0.5	<0.5	<0.5	<0.5	<0.5	<1	<0.5	<0.5	<1	<1.5	<1	<0.5	<50	<50	<50	<50
92547899	MW-14D_20210706	MW-14D	07/06/2021	<5	<0.5	<0.5	<0.5	<0.5	<0.5	<1	<0.5	<1	<0.5	<0.5	<0.5	<0.5	<0.5	<2	<0.5	<2	<0.5	<2	<0.5	<0.5	<0.5	<0.5	<0.5	<1	<0.5	<0.5	<1	<1.5	<1	<0.5	<50	<50	<50	<50
92553065	MW-14D_20210802	MW-14D	08/02/2021	<5	<0.5	<0.5	<0.5	<0.5	<0.5	<1	<0.5	<1	<0.5	<0.5	<0.5	<0.5	<0.5	<2	<0.5	<2	<0.5	<2	<0.5	<0.5	<0.5	<0.5	<0.5	<1	<0.5	<0.5	<1	<1.5	<1	<0.5	<50	<50	<50	<50
92558447	MW-14D_20210830	MW-14D	08/30/2021	<5	<0.5	<0.5	<0.5	<0.5	<0.5	<1	<0.5	<1	<0.5	<0.5	<0.5	<0.5	<0.5	<2	<0.5	<2	<0.5	<2	<0.5	<0.5	<0.5	<0.5	<0.5	<1	<0.5	<0.5	<1	<1	<1	<0.5	<50	<50	<50	<50
92564084	MW-14D_20210929	MW-14D	09/29/2021	<5.0	<0.5	<0.5	<0.5	<0.5	<0.5	<0.5	<0.5	<0.6	<0.5	<0.5	<0.5	<0.5	<0.5	<0.6	<0.5	<5	<0.5	<0.5	<0.5	<0.5	<0.5	**0.21J**	<0.5	<0.5	<0.5	<0.5	<0.5	**0.61J**	**0.45J**	**0.16J**	<100	<100	<100	NA
92570178	MW-14D_20211102	MW-14D	11/02/2021	<5	<0.5	<0.5	<0.5	<0.5	<0.5	<1	<0.5	<1	<0.5	<0.5	<0.5	<0.5	<0.5	<2	<0.5	<2	<0.5	<2	<0.5	<0.5	<0.5	<0.5	<0.5	<1	<0.5	<0.5	<1	<1.5	<1	<0.5	<50	<50	<50	<50
92574905	MW-14D_20211130	MW-14D	11/30/2021	<5	<0.5	<0.5	<0.5	<0.5	<0.5	<1	<0.5	<1	<0.5	<0.5	<0.5	<0.5	<0.5	<2	<0.5	<2	<0.5	<2	<0.5	<0.5	<0.5	<0.5	<0.5	<1	<0.5	<0.5	<1	<1.5	<1	<0.5	<50	<50	<50	<50
92580645 92580644	MW-14D_20220103	MW-14D	01/03/2022	**0.18J**	<0.5	<0.5	<0.5	<0.5	<0.5	<1	<0.5	<1	<0.5	<0.5	<0.5	<0.5	<0.5	<2	<0.5	<2	<0.5	<2	<0.5	<0.5	<0.5	<0.5	<0.5	<1	<0.5	<0.5	<1	<1.5	<1	<0.5	<50	<50	<50	<50
92585316	MW-14D_20220131	MW-14D	01/31/2022	<5	<0.5	<0.5	<0.5	<0.5	<0.5	<1	<0.5	<1	<0.5	<0.5	<0.5	<0.5	<0.5	<2	<0.5	<2	<0.5	<2	<0.5	<0.5	<0.5	<0.5	<0.5	<1	<0.5	<0.5	<1	<1.5	<1	<0.5	<50	<50	<50	<50
92585316	DUP-2-20220131	MW-14D	01/31/2022	<5	<0.5	<0.5	<0.5	<0.5	<0.5	<1	<0.5	<1	<0.5	<0.5	<0.5	<0.5	<0.5	<2	<0.5	<2	<0.5	<2	<0.5	<0.5	<0.5	<0.5	<0.5	<1	<0.5	<0.5	<1	<1.5	<1	<0.5	<50	<50	<50	<50
92548519	MW-16D_20210708	MW-16D	07/08/2021	<5	<0.5	<0.5	<0.5	<0.5	<0.5	<1	<0.5	<1	<0.5	<0.5	<0.5	<0.5	<0.5	<2	<0.5	<2	<0.5	<2	<0.5	<0.5	<0.5	<0.5	<0.5	<1	<0.5	<0.5	<1	<1.5	<1	<0.5	<50	<50	<50	<50
92553519	MW-16D_20210804	MW-16D	08/04/2021	<5	<0.5	<0.5	<0.5	<0.5	<0.5	<1	<0.5	<1	<0.5	<0.5	<0.5	<0.5	<0.5	**3.6**	<0.5	<2	<0.5	<2	<0.5	<0.5	<0.5	**1.1**	<0.5	<1	<0.5	<0.5	<1	<1.5	<1	<0.5	<50	<50	<50	<50
92559332	MW-16D_20210902	MW-16D	09/02/2021	<5	<0.5	<0.5	<0.5	<0.5	<0.5	<1	<0.5	<1	<0.5	<0.5	<0.5	<0.5	<0.5	<2	<0.5	<2	<0.5	<2	<0.5	<0.5	<0.5	**1.1**	<0.5	<1	<0.5	<0.5	<1	<1.5	<1	<0.5	<50	<50	<50	<50
92564485	MW-16D_20211001	MW-16D	10/01/2021	<5.0	**0.13J**	<0.5	<0.5	<0.5	<0.5	<0.5	<0.5	<0.6	<0.5	<0.5	<0.5	<0.5	**0.15J**	<0.6	<0.5	<5	<0.5	<0.5	<0.5	<0.5	<0.5	**1.2**	<0.5	<0.5	**0.12J**	<0.5	<0.5	**1.16J**	**0.83J**	**0.33J**	<100	<100	<100	NA
92571046	MW-16D_20211105	MW-16D	11/05/2021	**5.0**	<0.5	<0.5	<0.5	<0.5	<0.5	<1	<0.5	<1	<0.5	<0.5	<0.5	<0.5	<0.5	<2	<0.5	<2	<0.5	<2	<0.5	<0.5	<0.5	**0.56**	<0.5	<1	<0.5	<0.5	<1	<1.5	<1	<0.5	<50	<50	<50	<50
92575206	MW-16D_20211201	MW-16D	12/01/2021	<5	<0.5	<0.5	<0.5	<0.5	<0.5	<1	<0.5	<1	<0.5	<0.5	<0.5	<0.5	<0.5	<2	<0.5	<2	<0.5	<2	<0.5	<0.5	<0.5	**0.56**	<0.5	<1	<0.5	<0.5	<1	<1.5	<1	<0.5	<50	<50	<50	<50
92581679	MW-16D_20220107	MW-16D	01/07/2022	**32.8J**	<0.5	<0.5	<0.5	<0.5	<0.5	<1	<0.5	<1	<0.5	<0.5	<0.5	<0.5	<0.5	<2	<0.5	<2	<0.5	<2	<0.5	<0.5	<0.5	<0.5	<0.5	<1	<0.5	<0.5	<1	<1.5	<1	<0.5	<50	<50	<50	<50
92585562	MW-16D_20220201	MW-16D	02/01/2022	**7.8**	<0.5	<0.5	<0.5	<0.5	<0.5	<1	<0.5	<1	<0.5	<0.5	<0.5	<0.5	<0.5	<2	<0.5	<2	<0.5	<2	<0.5	<0.5	<0.5	**0.78**	<0.5	<1	<0.5	<0.5	<1	<1.5	<1	<0.5	<50	<50	<50	<50
92515755	MW-25D (125-139)	MW-25D	01/09/2021	**5.1**	<0.50	<0.50	<0.50	<0.50	<0.50	<1.0	<0.50	<1.0	<0.50	<0.50	<0.50	**1.2**	<0.50	<2.0	<0.50	<2.0	<0.50	<2.0	<0.50	<0.50	<0.50	<0.50	<0.50	<1.0	<0.50	<0.50	<1.0	<1.5	<1.0	<0.50	<100	<100	<100	<100
92515755	DUP-1-20210109	MW-25D	01/09/2021	<5.0	<0.50	<0.50	<0.50	<0.50	<0.50	<1.0	<0.50	<1.0	<0.50	<0.50	<0.50	**1.2**	<0.50	<2.0	<0.50	<2.0	<0.50	<2.0	<0.50	<0.50	<0.50	<0.50	<0.50	<1.0	<0.50	<0.50	<1.0	<1.5	<1.0	<0.50	<100	<100	<100	<100
92515869	MW-25D (83-90)	MW-25D	01/11/2021	**8.1**	<0.50	<0.50	<0.50	<0.50	<0.50	<1.0	<0.50	<1.0	<0.50	<0.50	<0.50	**0.88**	<0.50	<2.0	<0.50	<2.0	<0.50	<2.0	<0.50	<0.50	<0.50	**131**	<0.50	<1.0	<0.50	<0.50	<1.0	<1.5	<1.0	<0.50	**118**	<100	<100	**118**
92515869	MW-25D (108-115)	MW-25D	01/11/2021	**7.9**	<0.50	<0.50	<0.50	<0.50	<0.50	<1.0	<0.50	<1.0	<0.50	<0.50	<0.50	**0.91**	<0.50	<2.0	<0.50	<2.0	<0.50	<2.0	<0.50	<0.50	<0.50	**34.1**	<0.50	<1.0	<0.50	<0.50	<1.0	<1.5	<1.0	<0.50	<100	<100	<100	<100
92515869	MW-25D (115-122)	MW-25D	01/11/2021	<5.0	<0.50	<0.50	<0.50	<0.50	<0.50	<1.0	<0.50	<1.0	<0.50	<0.50	<0.50	**0.97**	<0.50	<2.0	<0.50	<2.0	<0.50	<2.0	<0.50	<0.50	<0.50	**3.8**	<0.50	<1.0	<0.50	<0.50	<1.0	<1.5	<1.0	<0.50	<100	<100	<100	<100
92515869	DUP-7	MW-25D	01/11/2021	<5.0	<0.50	<0.50	<0.50	<0.50	<0.50	<1.0	<0.50	<1.0	<0.50	<0.50	<0.50	**0.98**	<0.50	<2.0	<0.50	<2.0	<0.50	<2.0	<0.50	<0.50	<0.50	**4**	<0.50	<1.0	<0.50	<0.50	<1.0	<1.5	<1.0	<0.50	<100	<100	<100	<100
92521871	MW-25D_20210211	MW-25D	02/11/2021	<5	**1.5**	<0.5	<0.5	<0.5	<0.5	<1	<0.5	<1	<0.5	<0.5	<0.5	**0.69**	**1.5**	<2	<0.5	<2	<0.5	<2	<0.5	<0.5	<0.5	**19.9**	<0.5	<1	**1.6**	<0.5	<1	**8.1**	**5.4**	**2.7**	<100	<100	<100	**115**
92526977	MW-25D_20210310	MW-25D	03/10/2021	<5	<0.5	<0.5	<0.5	<0.5	<0.5	<1	<0.5	<1	<0.5	<0.5	<0.5	**1.2**	<0.5	<2	<0.5	<2	<0.5	<2	<0.5	<0.5	<0.5	<0.5	<0.5	<1	<0.5	<0.5	<1	<1.5	<1	<0.5	<100	<100	<100	<100
92532417	MW-25D_20210408	MW-25D	04/08/2021	<5	<0.5	<0.5	<0.5	<0.5	<0.5	<1	<0.5	<1	<0.5	<0.5	<0.5	**0.57**	<0.5	<2	<0.5	<2	<0.5	<2	<0.5	<0.5	<0.5	<0.5	<0.5	<1	<0.5	<0.5	<1	<1.5	<1	<0.5	<50	<50	<50	<50
92537784	MW-25D_20210507	MW-25D	05/07/2021	<5	<0.5	<0.5	<0.5	<0.5	<0.5	<1	<0.5	<1	<0.5	<0.5	<0.5	**1.2**	<0.5	<2	<0.5	<2	**0.44J**	<2	<0.5	<0.5	<0.5	<0.5	<0.5	<1	<0.5	<0.5	<1	<1.5	<1	<0.5	<50	<50	<50	<50
92542375	MW-25D_20210603	MW-25D	06/03/2021	<5	**0.46J**	<0.5	<0.5	<0.5	<0.5	<1	<0.5	<1	<0.5	<0.5	<0.5	**7.3**	<0.5	<2	<0.5	<2	**3.4**	<2	<0.5	<0.5	<0.5	<0.5	<0.5	<1	<0.5	<0.5	<1	<1.5	<1	<0.5	<50	<50	<50	<50
92548527	MW-25D_20210708	MW-25D	07/08/2021	**7.9**	**12.5**	<0.5	<0.5	<0.5	<0.5	<1	<0.5	<1	<0.5	<0.5	<0.5	**11.6**	**0.88**	<2	<0.5	<2	**6.4**	<2	<0.5	<0.5	<0.5	**0.64**	<0.5	<1	<0.5	<0.5	<1	**5.0**	**2.1**	**2.9**	**109**	<50	<50	**127**
92551300	MW-25D_20210722	MW-25D	07/22/2021	NA	**5.8**	NA	NA	NA	NA	NA	NA	NA	NA	NA	NA	NA	NA	NA	NA	NA	NA	NA	NA	NA	NA	NA	NA	NA	NA	NA	NA	NA	NA	NA	NA	NA	NA	NA
92554285	MW-25D_20210806	MW-25D	08/06/2021	<5	**4.8**	<0.5	<0.5	<0.5	<0.5	<1	<0.5	<1	<0.5	<0.5	<0.5	**15.5**	<0.5	<2	<0.5	<2	**8**	<2	<0.5	<0.5	<0.5	<0.5	<0.5	<1	<0.5	<0.5	<1	**1.1**	<1	**1.1**	**82.3**	<50	<50	**87.3**

Table 5A
Summary of Monitoring Well Sampling Results

Colonial Pipeline Company
2020-L1-SR2448
Huntersville, North Carolina

Lab Report Number	Sample ID	Well ID	Sample Date	Metals (µg/L)	VOCs (µg/L)																																MADEP VPH (µg/L)			
				Lead	Benzene	Bromochloromethane	Bromodichloromethane	n-Butylbenzene	sec-Butylbenzene	Chloroethane	Chloroform	Chloromethane	2-Chlorotoluene	Dibromochloromethane	1,2-Dichloroethane	Diisopropyl ether	Ethylbenzene	Hexachloro-1,3-butadiene	Isopropylbenzene (Cumene)	Methylene Chloride	Methyl-tert-butyl ether	Naphthalene	n-Propylbenzene	Styrene	Tetrachloroethene	Toluene	Trichloroethene	Trichlorofluoromethane	1,2,4-Trimethylbenzene	1,3,5-Trimethylbenzene	Vinyl chloride	Xylene (Total)	m&p-Xylene	o-Xylene	C5 - C8 Aliphatics	C9 - C12 Aliphatics	C9 - C10 Aromatics	VPH (Total)
NCAC 2L Standards				**15**	**1**	**NE**	**0.6**	**70**	**70**	**3000**	**70**	**3**	**100**	**0.4**	**0.4**	**70**	**600**	**0.4**	**70**	**5**	**20**	**6**	**70**	**70**	**0.7**	**600**	**3**	**2000**	**400**	**400**	**0.03**	**500**	**500**	**500**	**400**	**700**	**200**	**NE**
IMAC Standards				--	--	--	--	--	--	--	--	--	--	--	--	--	--	--	--	--	--	--	--	--	--	--	--	--	--	--	--	--	--	--	--	--	--
92559360	MW-25D_20210902	MW-25D	09/02/2021	<5	<0.5	<0.5	<0.5	<0.5	<0.5	<1	<0.5	<1	<0.5	<0.5	<0.5	**2.7**	<0.5	<2	<0.5	<2	**1.2**	<2	<0.5	<0.5	<0.5	<0.5	<0.5	<1	<0.5	<0.5	<1	<1.5	<1	<0.5	<50	<50	<50	<50
92564084	MW-25D_20210929	MW-25D	09/29/2021	**4.7J**	<0.5	<0.5	<0.5	<0.5	<0.5	<0.5	<0.5	<0.6	<0.5	<0.5	<0.5	**0.34J**	<0.5	<0.6	<0.5	<5	**0.26J**	<0.5	<0.5	<0.5	<0.5	**0.28J**	<0.5	<0.5	**0.10J**	<0.5	<0.5	**0.73J**	**0.54J**	**0.19J**	<100	<100	<100	NA
92570816	MW-25D_20211104	MW-25D	11/04/2021	<5	<0.5	<0.5	<0.5	<0.5	<0.5	<1	<0.5	<1	<0.5	<0.5	<0.5	**0.5J**	<0.5	<2	<0.5	<2	<0.5	<2	<0.5	<0.5	<0.5	<0.5	<0.5	<1	<0.5	<0.5	<1	<1.5	<1	<0.5	<50	<50	<50	<50
92575654	MW-25D_20211202	MW-25D	12/02/2021	<5	<0.5	<0.5	<0.5	<0.5	<0.5	<1	<0.5	<1	<0.5	<0.5	<0.5	**1.3**	<0.5	<2	<0.5	<2	**0.72**	<2	<0.5	<0.5	<0.5	<0.5	<0.5	<1	<0.5	<0.5	<1	<1.5	<1	<0.5	<50	<50	<50	<50
92583376	MW-25D_20220106	MW-25D	01/06/2022	<5	<0.5	<0.5	<0.5	<0.5	<0.5	<1	<0.5	<1	<0.5	<0.5	<0.5	<0.5	<0.5	<2	<0.5	<2	<0.5	<2	<0.5	<0.5	<0.5	<0.5	<0.5	<1	<0.5	<0.5	<1	<1.5	<1	<0.5	<50	<50	<50	<50
92583376	DUP-1-20220106	MW-25D	01/06/2022	<5	<0.5	<0.5	<0.5	<0.5	<0.5	<1	<0.5	<1	<0.5	<0.5	<0.5	<0.5	<0.5	<2	<0.5	<2	<0.5	<2	<0.5	<0.5	<0.5	<0.5	<0.5	<1	<0.5	<0.5	<1	<1.5	<1	<0.5	<50	<50	<50	<50
92585900	MW-25D_20220202	MW-25D	02/02/2022	<5	<0.5	<0.5	<0.5	<0.5	<0.5	<1	<0.5	<1	<0.5	<0.5	<0.5	**0.31J**	<0.5	<2	<0.5	<2	<0.5	<2	<0.5	<0.5	<0.5	<0.5	<0.5	<1	<0.5	<0.5	<1	<1.5	<1	<0.5	<50	<50	<50	<50
92541992	MW-31D_20210602	MW-31D	06/02/2021	<5	<0.5	<0.5	<0.5	<0.5	<0.5	<1	<0.5	<1	<0.5	<0.5	<0.5	<0.5	<0.5	<2	<0.5	<2	<0.5	<2	<0.5	<0.5	<0.5	<0.5	<0.5	<1	<0.5	<0.5	<1	<1.5	<1	<0.5	<50	<50	<50	<50
92548170	MW-31D_20210707	MW-31D	07/07/2021	<5	<0.5	<0.5	<0.5	<0.5	<0.5	<1	<0.5	<1	<0.5	<0.5	<0.5	<0.5	<0.5	<2	<0.5	<2	<0.5	<2	<0.5	<0.5	<0.5	<0.5	<0.5	<1	<0.5	<0.5	<1	<1.5	<1	<0.5	<50	<50	<50	<50
92553189	MW-31D_20210803	MW-31D	08/03/2021	<5	<0.5	<0.5	<0.5	<0.5	<0.5	<1	<0.5	<1	<0.5	<0.5	<0.5	<0.5	<0.5	<2	<0.5	<2	<0.5	<2	<0.5	<0.5	<0.5	<0.5	<0.5	<1	<0.5	<0.5	<1	<1.5	<1	<0.5	<50	<50	<50	<50
92558741	MW-31D_20210831	MW-31D	08/31/2021	<5	<0.5	<0.5	<0.5	<0.5	<0.5	<1	<0.5	<1	<0.5	<0.5	<0.5	<0.5	<0.5	<2	<0.5	<2	<0.5	<2	<0.5	<0.5	<0.5	<0.5	<0.5	<1	<0.5	<0.5	<1	<1.5	<1	<0.5	<50	<50	<50	<50
92564485	MW-31D_20211001	MW-31D	10/01/2021	<5.0	<0.5	<0.5	<0.5	<0.5	<0.5	<0.5	<0.5	<0.6	<0.5	<0.5	<0.5	<0.5	<0.5	<0.6	<0.5	<5	<0.5	<0.5	<0.5	<0.5	<0.5	**0.12J**	<0.5	<0.5	<0.5	<0.5	<0.5	**0.34J**	**0.25J**	**0.09J**	<100	<100	<100	NA
92570181	MW-31D_20211102	MW-31D	11/02/2021	<5	<0.5	<0.5	<0.5	<0.5	<0.5	<1	<0.5	<1	<0.5	<0.5	<0.5	<0.5	<0.5	<2	<0.5	<2	<0.5	<2	<0.5	<0.5	<0.5	<0.5	<0.5	<1	<0.5	<0.5	<1	<1.5	<1	<0.5	<50	<50	<50	<50
92575206	MW-31D_20211201	MW-31D	12/01/2021	<5	<0.5	<0.5	<0.5	<0.5	<0.5	<1	<0.5	<1	<0.5	<0.5	<0.5	<0.5	<0.5	<2	<0.5	<2	<0.5	<2	<0.5	<0.5	<0.5	<0.5	<0.5	<1	<0.5	<0.5	<1	<1.5	<1	<0.5	<50	<50	<50	<50
92580930 92580955	MW-31D_20220104	MW-31D	01/04/2022	**0.40J**	<0.5	<0.5	<0.5	<0.5	<0.5	<1	<0.5	<1	<0.5	<0.5	<0.5	<0.5	<0.5	<2	<0.5	<2	<0.5	<2	<0.5	<0.5	<0.5	<0.5	<0.5	<1	<0.5	<0.5	<1	<1.5	<1	<0.5	<50	<50	<50	<50
92585562	MW-31D_20220201	MW-31D	02/01/2022	<5	<0.5	<0.5	<0.5	<0.5	<0.5	<1	<0.5	<1	<0.5	<0.5	<0.5	<0.5	<0.5	<2	<0.5	<2	<0.5	<2	<0.5	<0.5	<0.5	<0.5	<0.5	<1	<0.5	<0.5	<1	<1.5	<1	<0.5	<50	<50	<50	<50
92514955	MW-36D (96.5-103.5)	MW-36D	01/05/2021	**40.5**	<0.50	<0.50	<0.50	<0.50	<0.50	<1.0	<0.50	<1.0	<0.50	<0.50	<0.50	<0.50	<0.50	<2.0	<0.50	<2.0	<0.50	<2.0	<0.50	<0.50	<0.50	**169**	<0.50	<1.0	<0.50	<0.50	<1.0	<1.5	<1.0	<0.50	**280**	<100	<100	**318**
92514955	DUP-2	MW-36D	01/05/2021	**47.3**	<0.50	<0.50	<0.50	<0.50	<0.50	<1.0	<0.50	<1.0	<0.50	<0.50	<0.50	<0.50	<0.50	<2.0	<0.50	<2.0	<0.50	<2.0	<0.50	<0.50	<0.50	**164**	<0.50	<1.0	<0.50	<0.50	<1.0	<1.5	<1.0	<0.50	**281**	<100	<100	**318**
92521237	MW-36D_20210209	MW-36D	02/09/2021	**72.1**	<0.5	<0.5	<0.5	<0.5	<0.5	<1	<0.5	<1	<0.5	<0.5	<0.5	<0.5	<0.5	<2	<0.5	<2	<0.5	<2	<0.5	<0.5	<0.5	**1.1**	<0.5	<1	<0.5	<0.5	<1	<1.5	<1	<0.5	<100	<100	<100	<100
92526618	MW-36D_20210309	MW-36D	03/09/2021	**76.9**	<0.5	<0.5	<0.5	<0.5	<0.5	<1	<0.5	<1	<0.5	<0.5	<0.5	<0.5	<0.5	<2	<0.5	<2	<0.5	<2	<0.5	<0.5	<0.5	<0.5	<0.5	<1	<0.5	<0.5	<1	<1.5	<1	<0.5	<100	<100	<100	<100
92537489	MW-36DR_20210506	MW-36DR	05/05/2021	<5	<0.5	<0.5	<0.5	<0.5	<0.5	<1	<0.5	<1	<0.5	<0.5	<0.5	<0.5	<0.5	<2	<0.5	<2	<0.5	<2	<0.5	<0.5	<0.5	<0.5	<0.5	<1	<0.5	<0.5	<1	<1.5	<1	<0.5	<50	<50	<50	<50
92542611	MW-36DR_20210604	MW-36DR	06/04/2021	**5.1**	<0.5	<0.5	<0.5	<0.5	<0.5	<1	<0.5	<1	<0.5	<0.5	<0.5	<0.5	<0.5	<2	<0.5	<2	<0.5	<2	<0.5	<0.5	<0.5	<0.5	<0.5	<1	<0.5	<0.5	<1	<1.5	<1	<0.5	<50	<50	<50	<50
92548787	MW-36DR_20210709	MW-36DR	07/09/2021	**7.4**	<0.5	<0.5	<0.5	<0.5	<0.5	<1	<0.5	<1	<0.5	<0.5	<0.5	<0.5	<0.5	<2	<0.5	<2	<0.5	<2	<0.5	<0.5	<0.5	<0.5	<0.5	<1	<0.5	<0.5	<1	<1.5	<1	<0.5	<50	<50	<50	<50
92554285	MW-36DR_20210806	MW-36DR	08/06/2021	<5	<0.5	<0.5	<0.5	<0.5	<0.5	<1	<0.5	<1	<0.5	<0.5	<0.5	<0.5	<0.5	<2	<0.5	<2	<0.5	<2	<0.5	<0.5	<0.5	<0.5	<0.5	<1	<0.5	<0.5	<1	<1.5	<1	<0.5	<50	<50	<50	<50
92559360	MW-36DR_20210902	MW-36DR	09/02/2021	<5	<0.5	<0.5	<0.5	<0.5	<0.5	<1	<0.5	<1	<0.5	<0.5	<0.5	<0.5	<0.5	<2	<0.5	<2	<0.5	<2	<0.5	<0.5	<0.5	<0.5	<0.5	<1	<0.5	<0.5	<1	<1.5	<1	<0.5	<50	<50	<50	**68.2**
92559360	DUP-1-20210902	MW-36DR	09/02/2021	<5	<0.5	<0.5	<0.5	<0.5	<0.5	<1	<0.5	<1	<0.5	<0.5	<0.5	<0.5	<0.5	<2	<0.5	<2	<0.5	<2	<0.5	<0.5	<0.5	<0.5	<0.5	<1	<0.5	<0.5	<1	<1.5	<1	<0.5	<50	<50	<50	<50
92564084	MW-36DR_20210929	MW-36DR	09/29/2021	<5.0	<0.5	<0.5	<0.5	<0.5	<0.5	<0.5	<0.5	<2	<0.5	<0.5	<0.5	<0.5	<0.5	<0.6	<0.5	<5	<0.5	<0.5	<0.5	<0.5	<0.5	<0.5	<0.5	<0.5	<0.5	<0.5	<0.5	<1.5	<1	<0.5	<100	<100	<100	NA
92570816	MW-36DR_20211104	MW-36DR	11/04/2021	<5	<0.5	<0.5	<0.5	<0.5	<0.5	<1	<0.5	<1	<0.5	<0.5	<0.5	<0.5	<0.5	<2	<0.5	<2	<0.5	<2	<0.5	<0.5	<0.5	<0.5	<0.5	<1	<0.5	<0.5	<1	<1.5	<1	<0.5	<50	<50	<50	<50
92575770	MW-36DR_20211203	MW-36DR	12/03/2021	<5	<0.5	<0.5	<0.5	<0.5	<0.5	<1	<0.5	<1	<0.5	<0.5	<0.5	<0.5	<0.5	<2	<0.5	<2	<0.5	<2	<0.5	<0.5	<0.5	<0.5	<0.5	<1	<0.5	<0.5	<1	<1.5	<1	<0.5	<50	<50	<50	<50
92581742	MW-36DR_20220107	MW-36DR	01/07/2022	**0.19J**	<0.5	<0.5	<0.5	<0.5	<0.5	<1	<0.5	<1	<0.5	<0.5	<0.5	<0.5	<0.5	<2	<0.5	<2	<0.5	<2	<0.5	<0.5	<0.5	<0.5	<0.5	<1	<0.5	<0.5	<1	<1.5	<1	<0.5	<50	<50	<50	<50
92586178	MW-36DR_20220203	MW-36DR	02/03/2022	<5	<0.5	<0.5	<0.5	<0.5	<0.5	<1	<0.5	<1	<0.5	<0.5	<0.5	<0.5	<0.5	<2	<0.5	<2	<0.5	<2	<0.5	<0.5	<0.5	<0.5	<0.5	<1	<0.5	<0.5	<1	<1.5	<1	<0.5	<50	<50	<50	<50
92516451	MW-57D (91-101)	MW-57D	01/12/2021	**124**	<0.50	<0.50	<0.50	<0.50	<0.50	<1.0	<0.50	<1.0	<0.50	<0.50	<0.50	<0.50	<0.50	<2.0	<0.50	<2.0	<0.50	<2.0	<0.50	<0.50	<0.50	**8**	<0.50	<1.0	<0.50	<0.50	<1.0	<1.5	<1.0	<0.50	<100	<100	<100	<100
92521237	MW-57D_20210209	MW-57D	02/09/2021	**22.8**	<0.5	<0.5	<0.5	<0.5	<0.5	<1	<0.5	<1	<0.5	<0.5	<0.5	<0.5	<0.5	<2	<0.5	<2	<0.5	<2	<0.5	<0.5	<0.5	<0.5	<0.5	<1	<0.5	<0.5	<1	<1.5	<1	<0.5	<100	<100	<100	<100
92526618	MW-57D_20210309	MW-57D	03/09/2021	**8.0**	<0.5	<0.5	<0.5	<0.5	<0.5	<1	<0.5	<1	<0.5	<0.5	<0.5	<0.5	<0.5	<2	<0.5	<2	<0.5	<2	<0.5	<0.5	<0.5	<0.5	<0.5	<1	<0.5	<0.5	<1	<1.5	<1	<0.5	<100	<100	<100	<100
92530256	MW-57D_20210407	MW-57D	04/07/2021	**31.4**	<0.5	<0.5	<0.5	<0.5	<0.5	<1	<0.5	<1	<0.5	<0.5	<0.5	<0.5	<0.5	<2	<0.5	<2	<0.5	<2	<0.5	<0.5	<0.5	<0.5	<0.5	<1	<0.5	<0.5	<1	<1.5	<1	<0.5	<50	<50	<50	<50
92537784	MW-57D_20210507	MW-57D	05/07/2021	**19.4**	<0.5	<0.5	<0.5	<0.5	<0.5	<1	<0.5	<1	<0.5	<0.5	<0.5	<0.5	<0.5	<2	<0.5	<2	<0.5	<2	<0.5	<0.5	<0.5	<0.5	<0.5	<1	<0.5	<0.5	<1	<1.5	<1	<0.5	<50	<50	<50	<50
92542375	MW-57D_20210603	MW-57D	06/03/2021	**6.1**	<0.5	<0.5	<0.5	<0.5	<0.5	<1	<0.5	<1	<0.5	<0.5	<0.5	<0.5	<0.5	<2	<0.5	<2	<0.5	<2	<0.5	<0.5	<0.5	<0.5	<0.5	<1	<0.5	<0.5	<1	<1.5	<1	<0.5	<50	<50	<50	<50
92548527	MW-57D_20210708	MW-57D	07/08/2021	<5	<0.5	<0.5	<0.5	<0.5	<0.5	<1	<0.5	<1	<0.5	<0.5	<0.5	<0.5	<0.5	<2	<0.5	<2	<0.5	<2	<0.5	<0.5	<0.5	<0.5	<0.5	<1	<0.5	<0.5	<1	<1.5	<1	<0.5	<50	<50	<50	<50
92554137	MW-57D_20210805	MW-57D	08/05/2021	<5	<0.5	<0.5	<0.5	<0.5	<0.5	<1	<0.5	<1	<0.5	<0.5	<0.5	<0.5	<0.5	<2	<0.5	<2	<0.5	<2	<0.5	<0.5	<0.5	<0.5	<0.5	<1	<0.5	<0.5	<1	<1.5	<1	<0.5	<50	<50	<50	<50
92559014	MW-57D_20210901	MW-57D	09/01/2021	<5	<0.5	<0.5	<0.5	<0.5	<0.5	<1	<0.5	<1	<0.5	<0.5	<0.5	<0.5	<0.5	<2	<0.5	<2	<0.5	<2	<0.5	<0.5	<0.5	<0.5	<0.5	<1	<0.5	<0.5	<1	<1.5	<1	<0.5	<50	<50	<50	<50
92563804	MW-57D_20210928	MW-57D	09/28/2021	**4.8J**	<0.5	<0.5	<0.5	<0.5	<0.5	<0.5	<0.5	<0.6	<0.5	<0.5	<0.5	<0.5	<0.5	<0.6	<0.5	<5	<0.5	<0.5	<0.5	<0.5	<0.5	<0.5	<0.5	<0.5	<0.5	<0.5	<0.5	<1.5	<1	<0.5	<100	<100	<100	NA
92570816	MW-57D_20211104	MW-57D	11/04/2021	**14.2**	<0.5	<0.5	<0.5	<0.5	<0.5	<1	<0.5	<1	<0.5	<0.5	<0.5	<0.5	<0.5	<2	<0.5	<2	<0.5	<2	<0.5	<0.5	<0.5	<0.5	<0.5	<1	<0.5	<0.5	<1	<1.5	<1	<0.5	<50	<50	<50	<50
92575654	MW-57D_20211202	MW-57D	12/02/2021	<5	<0.5	<0.5	<0.5	<0.5	<0.5	<1	<0.5	<1	<0.5	<0.5	<0.5	<0.5	<0.5	<2	<0.5	<2	<0.5	<2	<0.5	<0.5	<0.5	<0.5	<0.5	<1	<0.5	<0.5	<1	<1.5	<1	<0.5	<50	<50	<50	<50
92583209	MW-57D_20220105	MW-57D	01/05/2022	**0.26J**	<0.5	<0.5	<0.5	<0.5	<0.5	<1	<0.5	<1	<0.5	<0.5	<0.5	<0.5	<0.5	<2	<0.5	<2	<0.5	<2	<0.5	<0.5	<0.5	<0.5	<0.5	<1	<0.5	<0.5	<1	<1.5	<1	<0.5	<50	<50	<50	<50
92585900	MW-57D_20220202	MW-57D	02/02/2022	<5	<0.5	<0.5	<0.5	<0.5	<0.5	<1	<0.5	<1	<0.5	<0.5	<0.5	<0.5	<0.5	<2	<0.5	<2	<0.5	<2	<0.5	<0.5	<0.5	<0.5	<0.5	<1	<0.5	<0.5	<1	<1.5	<1	<0.5	<50	<50	<50	<50
92515213	MW-59D (150-160)	MW-59D	01/06/2021	**6.9**	<0.50	<0.50	<0.50	<0.50	<0.50	<1.0	<0.50	<1.0	<0.50	<0.50	<0.50	<0.50	<0.50	<2.0	<0.50	<2.0	<0.50	<2.0	<0.50	<0.50	<0.50	**34.3**	<0.50	<1.0	<0.50	<0.50	<1.0	<1.5	<1.0	<0.50	<100	<100	<100	<100
92515213	DUP-3	MW-59D	01/06/2021	**9.9**	<0.50	<0.50	<0.50	<0.50	<0.50	<1.0	<0.50	<1.0	<0.50	<0.50	<0.50	<0.50	<0.50	<2.0	<0.50	<2.0	<0.50	<2.0	<0.50	<0.50	<0.50	**35**	<0.50	<1.0	<0.50	<0.50	<1.0	<1.5	<1.0	<0.50	<100	<100	<100	<100
92522123	MW-59D_20210212	MW-59D	02/12/2021	<5	<0.5	<0.5	<0.5	<0.5	<0.5	<1	<0.5	<1	<0.5	<0.5	<0.5	<0.5	<0.5	<2	<0.5	<2	<0.5	<2	<0.5	<0.5	<0.5	<0.5	**23.3**	<0.5	<1	<0.5	<0.5	<1	<1.5	<1	<0.5	<100	<100	<100	<100
92526977	MW-59D_20210310	MW-59D	03/10/2021	**5.7**	<0.5	<0.5	<0.5	<0.5	<0.5	<1	<0.5	<1	<0.5	<0.5	<0.5	<0.5	<0.5	<2	<0.5	<2	<0.5	<2	<0.5	<0.5	<0.5	<0.5	**13.1**	<0.5	<1	<0.5	<0.5	<1	<1.5	<1	<0.5	<100	<100	<100	<100
92532417	MW-59D_20210408	MW-59D	04/08/2021	<5	<0.5	<0.5	<0.5	<0.5	<0.5	<1	<0.5	<1	<0.5	<0.5	<0.5	<0.5	<0.5	<2	<0.5	<2	<0.5	<2	<0.5	<0.5	<0.5	<0.5	<0.5	<1	<0.5	<0.5	<1	<1.5	<1	<0.5	<50	<50	<50	<50

Table 5A
Summary of Monitoring Well Sampling Results

Colonial Pipeline Company
2020-L1-SR2448
Huntersville, North Carolina

Lab Report Number	Sample ID	Well ID	Sample Date	Metals (µg/L)	VOCs (µg/L)																											MADEP VPH (µg/L)			
				Lead	Benzene	Bromochloromethane	Bromodichloromethane	n-Butylbenzene	sec-Butylbenzene	Chloroethane	Chloroform	Chloromethane	2-Chlorotoluene	Dibromochloromethane	1,2-Dichloroethane	Diisopropyl ether	Ethylbenzene	Hexachloro-1,3-butadiene	Isopropylbenzene (Cumene)	Methylene Chloride	Methyl-tert-butyl ether	Naphthalene	n-Propylbenzene	Styrene	Tetrachloroethene	Toluene	Trichloroethene	Trichlorofluoromethane	1,2,4-Trimethylbenzene	1,3,5-Trimethylbenzene	Vinyl chloride	Xylene (Total)	m&p-Xylene	o-Xylene	C5 - C8 Aliphatics	C9 - C12 Aliphatics	C9 - C10 Aromatics	VPH (Total)
NCAC 2L Standards				**15**	**1**	**NE**	**0.6**	**70**	**70**	**3000**	**70**	**3**	**100**	**0.4**	**0.4**	**70**	**600**	**0.4**	**70**	**5**	**20**	**6**	**70**	**70**	**0.7**	**600**	**3**	**2000**	**400**	**400**	**0.03**	**500**	**500**	**500**	**400**	**700**	**200**	**NE**
IMAC Standards				--	--	--	--	--	--	--	--	--	--	--	--	--	--	--	--	--	--	--	--	--	--	--	--	--	--	--	--	--	--	--	--	--	--
92537784	MW-59D_20210507	MW-59D	05/07/2021	<5	<0.5	<0.5	<0.5	<0.5	<0.5	<1	<0.5	<1	<0.5	<0.5	<0.5	<0.5	<0.5	<2	<0.5	<2	<0.5	<2	<0.5	<0.5	<0.5	<0.5	<0.5	<1	<0.5	<0.5	<1	<1.5	<1	<0.5	<50	<50	<50	<50
92542611	MW-59D_20210604	MW-59D	06/04/2021	<5	<0.5	<0.5	<0.5	<0.5	<0.5	<1	<0.5	<1	<0.5	<0.5	<0.5	<0.5	<0.5	<2	<0.5	<2	<0.5	<2	<0.5	<0.5	<0.5	**0.83**	<0.5	<1	<0.5	<0.5	<1	<1.5	<1	<0.5	<50	<50	<50	<50
92548787	MW-59D_20210709	MW-59D	07/09/2021	<5	<0.5	<0.5	<0.5	<0.5	<0.5	<1	<0.5	<1	<0.5	<0.5	<0.5	<0.5	<0.5	<2	<0.5	<2	<0.5	<2	<0.5	<0.5	<0.5	**0.55**	<0.5	<1	<0.5	<0.5	<1	<1.5	<1	<0.5	<50	<50	<50	<50
92514602	MW-61D(96.5-103.5)	MW-61D	01/04/2021	**8.3**	<0.50	<0.50	**2.8**	<0.50	<0.50	<1.0	**11.3**	<1.0	<0.50	**0.65**	<0.50	<0.50	<0.50	<2.0	<0.50	<2.0	<0.50	<2.0	<0.50	<0.50	<0.50	**2**	<0.50	<1.0	<0.50	<0.50	<1.0	<1.5	<1.0	<0.50	<100	<100	<100	<100
92514602	DUP-1	MW-61D	01/04/2021	**12**	<0.50	<0.50	**3**	<0.50	<0.50	**1.1**	**11.4**	<1.0	<0.50	**0.55**	<0.50	<0.50	<0.50	<2.0	<0.50	<2.0	<0.50	<2.0	<0.50	<0.50	<0.50	**1.5**	<0.50	<1.0	<0.50	<0.50	<1.0	<1.5	<1.0	<0.50	<100	<100	<100	<100
92521555	MW-61D_20210210	MW-61D	02/10/2021	<5	<0.5	<0.5	**3.3**	<0.5	<0.5	<1	**12.9**	<1	<0.5	**0.89**	<0.5	<0.5	<0.5	<2	<0.5	<2	<0.5	<2	<0.5	<0.5	<0.5	<0.5	<0.5	<1	<0.5	<0.5	<1	<1.5	<1	<0.5	<100	<100	<100	<100
92526977	MW-61D_20210310	MW-61D	03/10/2021	<5	<0.5	<0.5	**3.1**	<0.5	<0.5	<1	**12.0**	<1	<0.5	**0.59**	<0.5	<0.5	<0.5	<2	<0.5	<2	<0.5	<2	<0.5	<0.5	<0.5	<0.5	<0.5	<1	<0.5	<0.5	<1	<1.5	<1	<0.5	<100	<100	<100	<100
92530256	MW-61D_20210407	MW-61D	04/07/2021	<5	<0.5	<0.5	**2.8**	<0.5	<0.5	<1	**12.0**	<1	<0.5	**0.84**	<0.5	<0.5	<0.5	<2	<0.5	<2	<0.5	<2	<0.5	<0.5	<0.5	<0.5	<0.5	<1	<0.5	<0.5	<1	<1.5	<1	<0.5	<50	<50	<50	<50
92537784	MW-61D_20210507	MW-61D	05/07/2021	<5	<0.5	<0.5	**2.8**	<0.5	<0.5	<1	**12.7**	<1	<0.5	**0.67**	<0.5	<0.5	<0.5	<2	<0.5	<2	<0.5	<2	<0.5	<0.5	<0.5	<0.5	<0.5	<1	<0.5	<0.5	<1	<1.5	<1	<0.5	<50	<50	<50	<50
92541993	MW-61D_20210602	MW-61D	06/02/2021	<5	<0.5	<0.5	**2.5**	<0.5	<0.5	<1	**11.8**	<1	<0.5	**0.60**	<0.5	<0.5	<0.5	<2	<0.5	<2	<0.5	<2	<0.5	<0.5	<0.5	<0.5	<0.5	<1	<0.5	<0.5	<1	<1.5	<1	<0.5	<50	<50	<50	<50
92548787	MW-61D_20210709	MW-61D	07/09/2021	<5	<0.5	<0.5	**1.4**	<0.5	<0.5	<1	**7.1**	<1	<0.5	**0.36J**	<0.5	<0.5	<0.5	<2	<0.5	<2	<0.5	<2	<0.5	<0.5	<0.5	<0.5	<0.5	<1	<0.5	<0.5	<1	<1.5	<1	<0.5	<50	<50	<50	<50
92553563	MW-61D_20210804	MW-61D	08/04/2021	<5	<0.5	<0.5	**1.4**	<0.5	<0.5	<1	**6.6**	<1	<0.5	<0.5	<0.5	<0.5	<0.5	<2	<0.5	<2	<0.5	<2	<0.5	<0.5	<0.5	<0.5	<0.5	<1	<0.5	<0.5	<1	<1.5	<1	<0.5	<50	<50	<50	<50
92559014	MW-61D_20210901	MW-61D	09/01/2021	<5	<0.5	<0.5	**1.6**	<0.5	<0.5	<1	**8.0**	<1	<0.5	<0.5	<0.5	<0.5	<0.5	<2	<0.5	<2	<0.5	<2	<0.5	<0.5	<0.5	<0.5	<0.5	<1	<0.5	<0.5	<1	<1.5	<1	<0.5	<50	<50	<50	<50
92559014	DUP-2-20210901	MW-61D	09/01/2021	<5	<0.5	<0.5	**1.5**	<0.5	<0.5	<1	**7.1**	<1	<0.5	**0.41J**	<0.5	<0.5	<0.5	<2	<0.5	<2	<0.5	<2	<0.5	<0.5	<0.5	<0.5	<0.5	<1	<0.5	<0.5	<1	<1.5	<1	<0.5	<50	<50	<50	<50
92564336	MW-61D_20210929	MW-61D	09/29/2021	<5.0	<0.5	<0.5	**2.0**	<0.5	<0.5	<0.5	**9.0**	<0.6	<0.5	**0.38J**	<0.5	<0.5	<0.5	<0.6	<0.5	<5	<0.5	<0.5	<0.5	<0.5	<0.5	<0.5	<0.5	<0.5	<0.5	<0.5	<0.5	<1.5	<1	<0.5	<100	<100	<100	NA
92570483	MW-61D_20211103	MW-61D	11/03/2021	<5	<0.5	<0.5	**1.3**	<0.5	<0.5	<1	**6.3**	<1	<0.5	<0.5	<0.5	<0.5	<0.5	<2	<0.5	<2	<0.5	<2	<0.5	<0.5	<0.5	<0.5	<0.5	<1	<0.5	<0.5	<1	<1.5	<1	<0.5	<50	<50	<50	<50
92575654	MW-61D_20211202	MW-61D	12/02/2021	<5	<0.5	<0.5	**1.2**	<0.5	<0.5	<1	**5.6**	<1	<0.5	<0.5	<0.5	<0.5	<0.5	<2	<0.5	<2	<0.5	<2	<0.5	<0.5	<0.5	<0.5	<0.5	<1	<0.5	<0.5	<1	<1.5	<1	<0.5	<50	<50	<50	<50
92583376	MW-61D_20220106	MW-61D	01/06/2022	<5	<0.5	<0.5	**1.1**	<0.5	<0.5	<1	**4.9**	<1	<0.5	<0.5	<0.5	<0.5	<0.5	<2	<0.5	<2	<0.5	<2	<0.5	<0.5	<0.5	<0.5	<0.5	<1	<0.5	<0.5	<1	<1.5	<1	<0.5	<50	<50	<50	<50
92586178	MW-61D_20220203	MW-61D	02/03/2022	<5	<0.5	<0.5	**1.0**	<0.5	<0.5	<1	**4.8**	<1	<0.5	<0.5	<0.5	<0.5	<0.5	<2	<0.5	<2	<0.5	<2	<0.5	<0.5	<0.5	<0.5	<0.5	<1	<0.5	<0.5	<1	<1.5	<1	<0.5	<50	<50	<50	<50
92515858	MW-62D (125-143)	MW-62D	01/07/2021	<5.0	<0.50	<0.50	<0.50	<0.50	<0.50	<1.0	<0.50	<1.0	<0.50	<0.50	<0.50	<0.50	<0.50	<2.0	<0.50	<2.0	<0.50	<2.0	<0.50	<0.50	<0.50	<0.50	<0.50	<1.0	<0.50	<0.50	<1.0	<1.5	<1.0	<0.50	<100	<100	<100	<100
92522265	MW-62D_20210215	MW-62D	02/15/2021	<5	<0.5	<0.5	<0.5	<0.5	<0.5	<1	<0.5	<1	<0.5	<0.5	<0.5	<0.5	<0.5	<2	<0.5	<2	<0.5	<2	<0.5	<0.5	<0.5	<0.5	<0.5	<1	<0.5	<0.5	<1	<1.5	<1	<0.5	<100	<100	<100	<100
92526264	MW-62D_20210308	MW-62D	03/08/2021	<5	<0.5	<0.5	<0.5	<0.5	<0.5	<1	<0.5	<1	<0.5	<0.5	<0.5	<0.5	<0.5	<2	<0.5	<2	<0.5	<2	<0.5	<0.5	<0.5	<0.5	<0.5	<1	<0.5	<0.5	<1	<1.5	<1	<0.5	<100	<100	<100	<100
92531580	MW-62D_20210406	MW-62D	04/06/2021	<5	<0.5	<0.5	<0.5	<0.5	<0.5	<1	<0.5	<1	<0.5	<0.5	<0.5	<0.5	**0.52**	<2	<0.5	<2	<0.5	<2	<0.5	<0.5	<0.5	<0.5	<0.5	<1	<0.5	<0.5	<1	**2.6**	**1.0**	**1.6**	<50	<50	<50	<50
92537466	MW-62D_20210506	MW-62D	05/06/2021	<5	<0.5	<0.5	<0.5	<0.5	<0.5	<1	<0.5	<1	<0.5	<0.5	<0.5	<0.5	**0.39J**	<2	<0.5	<2	<0.5	<2	<0.5	<0.5	<0.5	**0.68**	<0.5	<1	<0.5	<0.5	<1	**1.99**	**0.89J**	**1.1**	<50	<50	<50	<50
92541703	MW-62D_20210601	MW-62D	06/01/2021	<5	<0.5	<0.5	<0.5	<0.5	<0.5	<1	<0.5	<1	<0.5	<0.5	<0.5	<0.5	**0.78**	<2	<0.5	<2	<0.5	<2	<0.5	<0.5	<0.5	**3.1**	<0.5	<1	**0.69**	<0.5	<1	**4.40**	**2.6**	**1.8**	<50	<50	<50	<50
92547899	MW-62D_20210706	MW-62D	07/06/2021	<5	<0.5	<0.5	<0.5	<0.5	<0.5	<1	<0.5	<1	<0.5	<0.5	<0.5	<0.5	**0.45J**	<2	<0.5	<2	<0.5	<2	<0.5	<0.5	<0.5	**1.7**	<0.5	<1	<0.5	<0.5	<1	**2.35**	**1.5**	**0.85**	<50	<50	<50	<50
92553185	MW-62D_20210803	MW-62D	08/03/2021	<5	<0.5	<0.5	<0.5	<0.5	<0.5	<1	<0.5	<1	<0.5	<0.5	<0.5	<0.5	<0.5	<2	<0.5	<2	<0.5	<2	<0.5	<0.5	<0.5	**0.93**	<0.5	<1	<0.5	<0.5	<1	**1.41**	**0.88J**	**0.53**	<50	<50	<50	<50
92558447	MW-62D_20210830	MW-62D	08/30/2021	<5	<0.5	<0.5	<0.5	<0.5	<0.5	<1	<0.5	<1	<0.5	<0.5	<0.5	<0.5	<0.5	<2	<0.5	<2	<0.5	<2	<0.5	<0.5	<0.5	<0.5	<0.5	<1	<0.5	<0.5	<1	<1	<1	<0.5	<50	<50	<50	<50
92564327	MW-62D_20210930	MW-62D	09/30/2021	**5.6**	<0.5	<0.5	<0.5	<0.5	<0.5	<0.5	<0.5	<0.6	<0.5	<0.5	<0.5	<0.5	**0.20J**	<0.6	<0.5	<5	<0.5	<0.5	<0.5	<0.5	<0.5	**0.53**	<0.5	<0.5	**0.14J**	<0.5	<0.5	**1.19J**	**0.83J**	**0.36J**	<100	<100	<100	NA
92570178	MW-62D_20211102	MW-62D	11/02/2021	<5	<0.5	<0.5	<0.5	<0.5	<0.5	<1	<0.5	<1	<0.5	<0.5	<0.5	<0.5	<0.5	<2	<0.5	<2	<0.5	<2	<0.5	<0.5	<0.5	<0.5	<0.5	<1	<0.5	<0.5	<1	<1.5	<1	<0.5	<50	<50	<50	<50
92575208	MW-62D_20211201	MW-62D	12/01/2021	<5	<0.5	<0.5	<0.5	<0.5	<0.5	<1	<0.5	<1	<0.5	<0.5	<0.5	<0.5	<0.5	<2	<0.5	<2	<0.5	<2	<0.5	<0.5	<0.5	<0.5	<0.5	<1	<0.5	<0.5	<1	<1.5	<1	<0.5	<50	<50	<50	<50
92580901 92580902	MW-62D_20220104	MW-62D	01/04/2022	<10	<0.5	<0.5	<0.5	<0.5	<0.5	<1	<0.5	<1	<0.5	<0.5	<0.5	<0.5	<0.5	<2	<0.5	<2	<0.5	<2	<0.5	<0.5	<0.5	<0.5	<0.5	<1	<0.5	<0.5	<1	<1.5	<1	<0.5	<50	<50	<50	<50
92585560	MW-62D_20220201	MW-62D	02/01/2022	<5	<0.5	<0.5	<0.5	<0.5	<0.5	<1	<0.5	<1	<0.5	<0.5	<0.5	<0.5	<0.5	**2.8**	<0.5	<2	<0.5	<2	<0.5	<0.5	<0.5	<0.5	<0.5	<1	<0.5	<0.5	<1	<1.5	<1	<0.5	<50	<50	<50	<50
92515642	MW-65D (115-150)	MW-65D	01/07/2021	**12.2**	<0.50	<0.50	<0.50	<0.50	<0.50	<1.0	<0.50	<1.0	<0.50	<0.50	<0.50	<0.50	<0.50	<2.0	<0.50	<2.0	<0.50	<2.0	<0.50	<0.50	<0.50	<0.50	<0.50	<1.0	<0.50	<0.50	<1.0	<1.5	<1.0	<0.50	<100	<100	<100	<100
92515543	DUP-1-20210107	MW-65D	01/07/2021	**20.8**	<0.50	<0.50	<0.50	<0.50	<0.50	<1.0	<0.50	<1.0	<0.50	<0.50	<0.50	<0.50	<0.50	<2.0	<0.50	<2.0	<0.50	<2.0	<0.50	<0.50	<0.50	<0.50	<0.50	<1.0	<0.50	<0.50	<1.0	<1.5	<1.0	<0.50	<100	<100	<100	<100
92522267	MW-65D_20210215	MW-65D	02/15/2021	**9.6**	<0.5	<0.5	<0.5	<0.5	<0.5	<1	<0.5	<1	<0.5	<0.5	<0.5	<0.5	<0.5	<2	<0.5	<2	<0.5	<2	<0.5	<0.5	<0.5	<0.5	<0.5	<1	<0.5	<0.5	<1	<1.5	<1.0	<0.50	<100	<100	<100	<100
92522267	DUP-1-20210215	MW-65D	02/15/2021	**14.4**	<0.5	<0.5	<0.5	<0.5	<0.5	<1	<0.5	<1	<0.5	<0.5	<0.5	<0.5	<0.5	<2	<0.5	<2	<0.5	<2	<0.5	<0.5	<0.5	**0.53**	<0.5	<1	<0.5	<0.5	<1	<1.5	<1	<0.5	<100	<100	<100	<100
92526262	MW-65D_20210308	MW-65D	03/08/2021	**12**	<0.5	<0.5	<0.5	<0.5	<0.5	<1	<0.5	<1	<0.5	<0.5	<0.5	<0.5	<0.5	<2	<0.5	<2	<0.5	<2	<0.5	<0.5	<0.5	<0.5	<0.5	<1	<0.5	<0.5	<1	<1.5	<1	<0.5	<100	<100	<100	<100
92531238	MW-65D-20210405	MW-65D	04/05/2021	<5	<0.5	<0.5	<0.5	<0.5	<0.5	<1	<0.5	<1	<0.5	<0.5	<0.5	<0.5	<0.5	<2	<0.5	<2	<0.5	<2	<0.5	<0.5	<0.5	<0.5	<0.5	<1	**0.53**	<0.5	<1	**3.8**	**2.6**	**1.2**	<50	<50	<50	<50
92536430	MW-65D_20210503	MW-65D	05/03/2021	<5	<0.5	<0.5	<0.5	<0.5	<0.5	<1	<0.5	<1	<0.5	<0.5	<0.5	<0.5	<0.5	<2	<0.5	<2	<0.5	<2	<0.5	<0.5	<0.5	<0.5	<0.5	<1	<0.5	<0.5	<1	**1.61**	**1.2**	**0.41J**	<50	<50	<50	<50
92537720	MW-65D_20210507	MW-65D	05/07/2021	<5	<0.5	<0.5	<0.5	<0.5	<0.5	<1	<0.5	<1	<0.5	<0.5	<0.5	<0.5	<0.5	<2	<0.5	<2	<0.5	<2	<0.5	<0.5	<0.5	<0.5	<0.5	<1	<0.5	<0.5	<1	<1	<1	<0.5	<50	<50	<50	<50
92541706	MW-65D_20210601	MW-65D	06/01/2021	<5	<0.5	<0.5	<0.5	<0.5	<0.5	<1	<0.5	<1	<0.5	<0.5	<0.5	<0.5	<0.5	<2	<0.5	<2	<0.5	<2	<0.5	<0.5	<0.5	<0.5	<0.5	<1	<0.5	<0.5	<1	<1.5	<1	<0.5	<50	<50	<50	<50
92547898	MW-65D_20210706	MW-65D	07/06/2021	<5	<0.5	<0.5	<0.5	<0.5	<0.5	<1	<0.5	<1	<0.5	<0.5	<0.5	<0.5	<0.5	<2	<0.5	<2	<0.5	<2	<0.5	<0.5	<0.5	<0.5	<0.5	<1	<0.5	<0.5	<1	<1.5	<1	<0.5	<50	<50	<50	<50
92552963	MW-65D_20210802	MW-65D	08/02/2021	<5	<0.5	<0.5	<0.5	<0.5	<0.5	<1	<0.5	<1	<0.5	<0.5	<0.5	<0.5	<0.5	<2	<0.5	<2	<0.5	<2	<0.5	<0.5	<0.5	<0.5	<0.5	<1	<0.5	<0.5	<1	<1.5	<1	<0.5	<50	<50	<50	<50
92558449	MW-65D_20210830	MW-65D	08/30/2021	<5	<0.5	<0.5	<0.5	<0.5	<0.5	<1	<0.5	<1	<0.5	<0.5	<0.5	<0.5	<0.5	<2	<0.5	<2	<0.5	<2	<0.5	<0.5	<0.5	<0.5	<0.5	<1	<0.5	<0.5	<1	<1.5	<1	<0.5	<50	<50	<50	<50
92564680	MW-65D_20211004	MW-65D	10/04/2021	<5.0	<0.5	<0.5	<0.5	<0.5	<0.5	<0.5	<0.5	<0.6	<0.5	<0.5	<0.5	<0.5	<0.5	<0.6	<0.5	<5	<0.5	<0.5	<0.5	<0.5	<0.5	**0.15J**	<0.5	<0.5	<0.5	<0.5	<0.5	**0.29J**	**0.29J**	<0.5	<100	<100	<100	NA
92569881	MW-65D_20211101	MW-65D	11/01/2021	<5	<0.5	<0.5	<0.5	<0.5	<0.5	<1	<0.5	<1	<0.5	<0.5	<0.5	<0.5	<0.5	<2	<0.5	<2	<0.5	<2	<0.5	<0.5	<0.5	<0.5	<0.5	<1	<0.5	<0.5	<1	<1.5	<1	<0.5	<50	<50	<50	<50
92574898	MW-65D_20211130	MW-65D	11/30/2021	<5	<0.5	<0.5	<0.5	<0.5	<0.5	<1	<0.5	<1	<0.5	<0.5	<0.5	<0.5	<0.5	<2	<0.5	<2	<0.5	<2	<0.5	<0.5	<0.5	<0.5	<0.5	<1	<0.5	<0.5	<1	<1.5	<1	<0.5	<50	<50	<50	<50
92574898	DUP-1-20211130	MW-65D	11/30/2021	<5	<0.5	<0.5	<0.5	<0.5	<0.5	<1	<0.5	<1	<0.5	<0.5	<0.5	<0.5	<0.5	<2	<0.5	<2	<0.5	<2	<0.5	<0.5	<0.5	<0.5	<0.5	<1	<0.5	<0.5	<1	<1.5	<1	<0.5	<50	<50	<50	<50

Table 5A
Summary of Monitoring Well Sampling Results

Colonial Pipeline Company
2020-L1-SR2448
Huntersville, North Carolina

Lab Report Number	Sample ID	Well ID	Sample Date	Metals (µg/L)	VOCs (µg/L)																												MADEP VPH (µg/L)			
				Lead	Benzene	Bromochloromethane	Bromodichloromethane	n-Butylbenzene	sec-Butylbenzene	Chloroethane	Chloroform	Chloromethane	2-Chlorotoluene	Dibromochloromethane	1,2-Dichloroethane	Diisopropyl ether	Ethylbenzene	Hexachloro-1,3-butadiene	Isopropylbenzene (Cumene)	Methylene Chloride	Methyl-tert-butyl ether	Naphthalene	n-Propylbenzene	Styrene	Tetrachloroethene	Toluene	Trichloroethene	Trichlorofluoromethane	1,2,4-Trimethylbenzene	1,3,5-Trimethylbenzene	Vinyl chloride	Xylene (Total)	m&p-Xylene	o-Xylene	C5 - C8 Aliphatics	C9 - C12 Aliphatics	C9 - C10 Aromatics	VPH (Total)
NCAC 2L Standards				**15**	**1**	**NE**	**0.6**	**70**	**70**	**3000**	**70**	**3**	**100**	**0.4**	**0.4**	**70**	**600**	**0.4**	**70**	**5**	**20**	**6**	**70**	**70**	**0.7**	**600**	**3**	**2000**	**400**	**400**	**0.03**	**500**	**500**	**500**	**400**	**700**	**200**	**NE**
IMAC Standards				--	--	--	--	--	--	--	--	--	--	--	--	--	--	--	--	--	--	--	--	--	--	--	--	--	--	--	--	--	--	--	--	--	--	--
92580643 92580642	MW-65D_20220103	MW-65D	01/03/2022	<5	<0.5	<0.5	<0.5	<0.5	<0.5	<1	<0.5	<1	<0.5	<0.5	<0.5	<0.5	<0.5	<2	<0.5	<2	<0.5	<2	<0.5	<0.5	<0.5	<0.5	<0.5	<1	<0.5	<0.5	<1	<1.5	<1	<0.5	<50	<50	<50	<50
92580643 92580642	DUP-1-20220103	MW-65D	01/03/2022	<5	<0.5	<0.5	<0.5	<0.5	<0.5	<1	<0.5	<1	<0.5	<0.5	<0.5	<0.5	<0.5	<2	<0.5	<2	<0.5	<2	<0.5	<0.5	<0.5	<0.5	<0.5	<1	<0.5	<0.5	<1	<1.5	<1	<0.5	<50	<50	<50	<50
92585314	MW-65D_20220131	MW-65D	01/31/2022	<5	<0.5	<0.5	<0.5	<0.5	<0.5	<1	<0.5	<1	<0.5	<0.5	<0.5	<0.5	<0.5	<2	<0.5	<2	<0.5	<2	<0.5	<0.5	<0.5	<0.5	<0.5	<1	<0.5	<0.5	<1	<1.5	<1	<0.5	<50	<50	<50	<50
92585314	DUP-1-20220131	MW-65D	01/31/2022	<5	<0.5	<0.5	<0.5	<0.5	<0.5	<1	<0.5	<1	<0.5	<0.5	<0.5	<0.5	<0.5	<2	<0.5	<2	<0.5	<2	<0.5	<0.5	<0.5	<0.5	<0.5	<1	<0.5	<0.5	<1	<1.5	<1	<0.5	<50	<50	<50	<50
92527326	MW-79D_20210311	MW-79D	03/11/2021	**10.8**	<0.5	<0.5	<0.5	<0.5	<0.5	<1	<0.5	<1	<0.5	<0.5	<0.5	<0.5	<0.5	<2	<0.5	<2	<0.5	<2	<0.5	<0.5	<0.5	**7.2**	<0.5	<1	<0.5	<0.5	<1	<1.5	<1	<0.5	<50	<50	<50	<50
92531585	MW-79D_20210406	MW-79D	04/06/2021	<5	<0.5	<0.5	<0.5	<0.5	<0.5	<1	**0.61**	<1	<0.5	<0.5	<0.5	<0.5	<0.5	<2	<0.5	<2	<0.5	<2	<0.5	<0.5	<0.5	**12**	<0.5	<1	<0.5	<0.5	<1	<1.5	<1	<0.5	**53.9**	<50	<50	**53.9**
92537153	MW-79D_20210505	MW-79D	05/05/2021	<5	<0.5	<0.5	<0.5	<0.5	<0.5	<1	<0.5	<1	<0.5	<0.5	<0.5	<0.5	<0.5	<2	<0.5	<2	<0.5	<2	<0.5	<0.5	<0.5	**4.1**	<0.5	**0.33J**	<0.5	<0.5	<1	<1	<1	<0.5	<50	<50	<50	<50
92541992	MW-79D_20210602	MW-79D	06/02/2021	<5	<0.5	<0.5	<0.5	<0.5	<0.5	<1	<0.5	<1	<0.5	<0.5	<0.5	<0.5	<0.5	<2	<0.5	<2	<0.5	<2	<0.5	<0.5	<0.5	**2.3**	<0.5	**0.36J**	<0.5	<0.5	<1	<1.5	<1	<0.5	<50	<50	<50	<50
92548170	MW-79D_20210707	MW-79D	07/07/2021	<5	<0.5	<0.5	<0.5	<0.5	<0.5	<1	<0.5	<1	<0.5	<0.5	<0.5	<0.5	<0.5	<2	<0.5	<2	<0.5	<2	<0.5	<0.5	<0.5	**6.1**	<0.5	<1	<0.5	<0.5	<1	<1.5	<1	<0.5	<50	<50	<50	<50
92553519	MW-79D_20210804	MW-79D	08/04/2021	<5	<0.5	<0.5	<0.5	<0.5	<0.5	<1	<0.5	<1	<0.5	<0.5	<0.5	<0.5	<0.5	<2	<0.5	<2	<0.5	<2	<0.5	<0.5	<0.5	**6**	<0.5	<1	<0.5	<0.5	<1	<1.5	<1	<0.5	<50	<50	<50	**61**
92558737	MW-79D_20210831	MW-79D	08/31/2021	<5	<0.5	<0.5	<0.5	<0.5	<0.5	<1	<0.5	<1	<0.5	<0.5	<0.5	<0.5	<0.5	<2	<0.5	<2	<0.5	<2	<0.5	<0.5	<0.5	**8.5**	<0.5	<1	<0.5	<0.5	<1	<1.5	<1	<0.5	<50	<50	<50	**52.5**
92564485	MW-79D_20211001	MW-79D	10/01/2021	<5.0	<0.5	<0.5	<0.5	<0.5	<0.5	<0.5	<0.5	<0.6	<0.5	<0.5	<0.5	<0.5	**0.11J**	<0.6	<0.5	<5	<0.5	<0.5	<0.5	<0.5	<0.5	**8.8**	<0.5	<0.5	**0.11J**	<0.5	**0.22J**	**0.83J**	**0.58J**	**0.25J**	<100	<100	<100	NA
92570181	MW-79D_20211102	MW-79D	11/02/2021	<5	<0.5	<0.5	<0.5	<0.5	<0.5	<1	<0.5	<1	<0.5	<0.5	<0.5	<0.5	<0.5	<2	<0.5	<2	<0.5	<2	<0.5	<0.5	<0.5	**6.8**	<0.5	<1	<0.5	<0.5	<1	<1.5	<1	<0.5	<50	<50	<50	<50
92575206	MW-79D_20211201	MW-79D	12/01/2021	<5	<0.5	<0.5	<0.5	<0.5	<0.5	<1	<0.5	<1	<0.5	<0.5	<0.5	<0.5	<0.5	<2	<0.5	<2	<0.5	<2	<0.5	<0.5	<0.5	**6.0**	<0.5	<1	<0.5	<0.5	<1	<1.5	<1	<0.5	<50	<50	<50	<50
92580930 92580955	MW-79D_20220104	MW-79D	01/04/2022	**1.2J**	<0.5	<0.5	<0.5	<0.5	<0.5	<1	<0.5	<1	<0.5	<0.5	<0.5	<0.5	<0.5	<2	<0.5	<2	<0.5	<2	<0.5	<0.5	<0.5	**5.4**	<0.5	<1	<0.5	<0.5	<1	<1.5	<1	<0.5	<50	<50	<50	<50
92585562	MW-79D_20220201	MW-79D	02/01/2022	**150**	<0.5	<0.5	<0.5	<0.5	<0.5	<1	<0.5	<1	<0.5	<0.5	<0.5	<0.5	<0.5	<2	<0.5	<2	<0.5	<2	<0.5	<0.5	<0.5	**1.6**	<0.5	<1	<0.5	<0.5	<1	<1.5	<1	<0.5	<50	<50	<50	**77.8**
92548170	MW-81D_20210707	MW-81D	07/07/2021	<5	<0.5	<0.5	<0.5	<0.5	<0.5	<1	<0.5	<1	<0.5	<0.5	<0.5	<0.5	<0.5	<2	<0.5	<2	<0.5	<2	<0.5	<0.5	<0.5	<0.5	<0.5	<1	<0.5	<0.5	<1	<1.5	<1	<0.5	<50	<50	<50	<50
92553189	MW-81D_20210803	MW-81D	08/03/2021	<5	<0.5	<0.5	<0.5	<0.5	<0.5	<1	<0.5	<1	<0.5	<0.5	<0.5	<0.5	<0.5	<2	<0.5	<2	<0.5	<2	<0.5	<0.5	<0.5	<0.5	<0.5	<1	<0.5	<0.5	<1	<1.5	<1	<0.5	<50	<50	<50	<50
92558741	MW-81D_20210831	MW-81D	08/31/2021	**7.4**	<0.5	<0.5	<0.5	<0.5	<0.5	<1	<0.5	<1	<0.5	<0.5	<0.5	<0.5	<0.5	<2	<0.5	<2	<0.5	<2	<0.5	<0.5	<0.5	<0.5	<0.5	<1	<0.5	<0.5	<1	<1.5	<1	<0.5	<50	<50	<50	<50
92564485	MW-81D_20211001	MW-81D	10/01/2021	<5.0	<0.5	<0.5	<0.5	<0.5	<0.5	<0.5	<0.5	<0.6	<0.5	<0.5	<0.5	<0.5	**0.13J**	<0.6	<0.5	<5	<0.5	<0.5	<0.5	<0.5	<0.5	**0.43J**	<0.5	<0.5	<0.5	<0.5	<0.5	**0.72J**	**0.53J**	**0.19J**	<100	<100	<100	NA
92570181	MW-81D_20211102	MW-81D	11/02/2021	<5	<0.5	<0.5	<0.5	<0.5	<0.5	<1	<0.5	<1	<0.5	<0.5	<0.5	<0.5	<0.5	<2	<0.5	<2	<0.5	<2	<0.5	<0.5	<0.5	<0.5	<0.5	<1	<0.5	<0.5	<1	<1.5	<1	<0.5	<50	<50	<50	<50
92575206	MW-81D_20211201	MW-81D	12/01/2021	<5	<0.5	<0.5	<0.5	<0.5	<0.5	<1	<0.5	<1	<0.5	<0.5	<0.5	<0.5	<0.5	<2	<0.5	<2	<0.5	<2	<0.5	<0.5	<0.5	<0.5	<0.5	<1	<0.5	<0.5	<1	<1.5	<1	<0.5	<50	<50	<50	<50
92575206	DUP-1-20211201	MW-81D	12/01/2021	<5	<0.5	<0.5	<0.5	<0.5	<0.5	<1	<0.5	<1	<0.5	<0.5	<0.5	<0.5	<0.5	<2	<0.5	<2	<0.5	<2	<0.5	<0.5	<0.5	<0.5	<0.5	<1	<0.5	<0.5	<1	<1.5	<1	<0.5	<50	<50	<50	<50
92580903 92580955	MW-81D_20220104	MW-81D	01/04/2022	**0.14J**	<0.5	<0.5	<0.5	<0.5	<0.5	<1	<0.5	<1	<0.5	<0.5	<0.5	<0.5	<0.5	<2	<0.5	<2	<0.5	<2	<0.5	<0.5	<0.5	<0.5	<0.5	<1	<0.5	<0.5	<1	<1.5	<1	<0.5	<50	<50	<50	<50
92585562	MW-81D_20220201	MW-81D	02/01/2022	<5	<0.5	<0.5	<0.5	<0.5	<0.5	<1	<0.5	<1	<0.5	<0.5	<0.5	<0.5	<0.5	<2	<0.5	<2	<0.5	<2	<0.5	<0.5	<0.5	<0.5	<0.5	<1	<0.5	<0.5	<1	<1.5	<1	<0.5	<50	<50	<50	<50
92559331	MW-89D_20210902	MW-89D	09/02/2021	<5	<0.5	<0.5	<0.5	<0.5	<0.5	<1	**1.5**	<1	<0.5	<0.5	<0.5	<0.5	<0.5	<2	<0.5	<2	<0.5	<2	<0.5	<0.5	<0.5	<0.5	<0.5	<1	<0.5	<0.5	<1	<1.5	<1	<0.5	<50	<50	<50	<50
92561826	MW-89D_20210916	MW-89D	09/16/2021	<5	<0.5	<0.5	<0.5	<0.5	<0.5	<1	**1.6**	<1	<0.5	<0.5	<0.5	<0.5	<0.5	<2	<0.5	<2	<0.5	<2	<0.5	<0.5	<0.5	<0.5	<0.5	<1	<0.5	<0.5	<1	<1.5	<1	<0.5	<50	<50	<50	<50
92563487	MW-89D_20210927	MW-89D	09/27/2021	<5	<0.5	<0.5	**0.34J**	<0.5	<0.5	<0.5	**2.0**	<1	<0.5	<0.5	<0.5	<0.5	<0.5	<0.6	<0.5	<5	<0.5	<0.5	<0.5	<0.5	<0.5	<0.5	<0.5	<0.5	<0.5	<0.5	<0.5	**0.82J**	**0.58J**	**0.24J**	<100	<100	<100	NA
92570483	MW-89D_20211103	MW-89D	11/03/2021	<5	<0.5	<0.5	<0.5	<0.5	<0.5	<1	**1.7**	<1	<0.5	<0.5	<0.5	<0.5	<0.5	<2	<0.5	<2	<0.5	<2	<0.5	<0.5	<0.5	<0.5	<0.5	<1	<0.5	<0.5	<1	<1.5	<1	<0.5	<50	<50	<50	<50
92575654	MW-89D_20211202	MW-89D	12/02/2021	**8.1**	<0.5	<0.5	<0.5	<0.5	<0.5	<1	**1.4**	<1	<0.5	<0.5	<0.5	<0.5	<0.5	<2	<0.5	<2	<0.5	<2	<0.5	<0.5	<0.5	<0.5	<0.5	<1	<0.5	<0.5	<1	<1.5	<1	<0.5	<50	<50	<50	<50
92581742	MW-89D_20220107	MW-89D	01/07/2022	**21.1**	<0.5	<0.5	<0.5	<0.5	<0.5	<1	**1.1**	<1	<0.5	<0.5	<0.5	<0.5	<0.5	<2	<0.5	<2	<0.5	<2	<0.5	<0.5	<0.5	<0.5	<0.5	<1	<0.5	<0.5	<1	<1.5	<1	<0.5	<50	<50	<50	<50
92585559	MW-89D_20220201	MW-89D	02/01/2022	**13.4**	<0.5	<0.5	<0.5	<0.5	<0.5	<1	**0.68**	<1	<0.5	<0.5	<0.5	<0.5	<0.5	<2	<0.5	<2	<0.5	<2	<0.5	<0.5	<0.5	<0.5	<0.5	<1	<0.5	<0.5	<1	<1.5	<1	<0.5	<50	<50	<50	<50
92561826	MW-90DD_20210916	MW-90DD	09/16/2021	<5	<0.5	<0.5	<0.5	<0.5	<0.5	<1	<0.5	<1	<0.5	<0.5	<0.5	<0.5	<0.5	<2	<0.5	<2	<0.5	<2	<0.5	<0.5	<0.5	**0.72**	<0.5	<1	<0.5	<0.5	<1	**1.14**	**0.80J**	**0.34J**	<50	<50	<50	<50
92570816	MW-90DD_20211104	MW-90DD	11/04/2021	<5	**7.4**	<0.5	<0.5	<0.5	<0.5	<1	<0.5	<1	<0.5	<0.5	<0.5	**3.7**	**1.0**	<2	<0.5	<2	**1.6**	<2	<0.5	<0.5	<0.5	**12.6**	<0.5	<1	<0.5	<0.5	<1	**5.1**	**3.4**	**1.7**	**85.6**	<50	<50	**99.8**
92573585	MW-90DD_20211119	MW-90DD	11/19/2021	<5	**10.8**	<0.5	<0.5	<0.5	<0.5	<1	<0.5	<1	<0.5	<0.5	<0.5	**5.0**	**1.3**	<2	<0.5	<2	**2.1**	<2	<0.5	<0.5	<0.5	**18.7**	<0.5	<1	**0.66**	<0.5	<1	**7.4**	**4.9**	**2.5**	**137**	<50	<50	**174**
92575770	MW-90DD_20211203	MW-90DD	12/03/2021	<5	**15.3**	<0.5	<0.5	<0.5	<0.5	<1	<0.5	<1	<0.5	<0.5	<0.5	**6.0**	**1.8**	<2	<0.5	<2	**2.7**	<2	<0.5	<0.5	<0.5	**26.2**	<0.5	<1	**0.74**	<0.5	<1	**10.5**	**6.9**	**3.6**	**145**	<50	<50	**169**
92575770	DUP-1-20211203	MW-90DD	12/03/2021	<5	**14.1**	<0.5	<0.5	<0.5	<0.5	<1	<0.5	<1	<0.5	<0.5	<0.5	**5.6**	**1.7**	<2	<0.5	<2	**2.4**	<2	<0.5	<0.5	<0.5	**23.8**	<0.5	<1	**0.88**	<0.5	<1	**10.2**	**6.7**	**3.5**	**146**	<50	<50	**170**
92578676 92578738	MW-90DD_20211216	MW-90DD	12/16/2021	<5	**7.7**	<0.5	<0.5	<0.5	<0.5	<1	**0.46J**	<1	<0.5	<0.5	<0.5	**4.4**	**1.2**	<2	<0.5	<2	**1.8**	<2	<0.5	<0.5	<0.5	**13.5**	<0.5	<1	**0.59**	<0.5	<1	**7.4**	**5.1**	**2.3**	**79.5**	<50	<50	**96.2**
92583376	MW-90DD_20220106	MW-90DD	01/06/2022	**0.74J**	**2.7**	<0.5	<0.5	<0.5	<0.5	<1	**0.83**	<1	<0.5	<0.5	<0.5	**2.5**	<0.5	<2	<0.5	<2	**1.2**	<2	<0.5	<0.5	<0.5	**4.9**	<0.5	<1	<0.5	<0.5	<1	**2.06**	**1.3**	**0.76**	<50	<50	<50	<50
92563172	MW-91DD	MW-91DD	09/23/2021	**7.1**	**0.47J**	<0.5	<0.5	**0.51**	<0.5	<0.5	**0.72**	<1	<0.5	NA	<0.5	<0.5	**2.2**	<0.6	**0.26J**	<5	<0.5	**1.4**	**0.88**	<0.5	<0.5	**6.2**	<0.5	<0.5	**3.3**	**1.8**	<0.5	**12.6**	**6.7**	**5.9**	<100	**120**	<100	NA
92571040	MW-91DD_20211105	MW-91DD	11/05/2021	<5	<0.5	<0.5	<0.5	<0.5	<0.5	<1	<0.5	<1	<0.5	<0.5	<0.5	<0.5	<0.5	<2	<0.5	<2	<0.5	<2	<0.5	<0.5	<0.5	**1.9**	<0.5	<1	<0.5	**0.82**	<1	**2.8**	<1	**2.8**	<50	<50	<50	<50
92574910	MW-91DD_20211130	MW-91DD	11/30/2021	<5	<0.5	<0.5	<0.5	<0.5	<0.5	<1	<0.5	<1	<0.5	<0.5	<0.5	<0.5	<0.5	<2	<0.5	<2	<0.5	<2	<0.5	<0.5	<0.5	<0.5	<0.5	<1	<0.5	<0.5	<1	<1.5	<1	<0.5	<50	<50	<50	<50
92578676 92578738	MW-91DD_20211216	MW-91DD	12/16/2021	**4.1J**	<0.5	<0.5	<0.5	<0.5	<0.5	<1	<0.5	<1	<0.5	<0.5	<0.5	<0.5	<0.5	<2	<0.5	<2	<0.5	<2	<0.5	<0.5	<0.5	<0.5	<0.5	<1	<0.5	<0.5	<1	<1.5	<1	<0.5	<50	<50	<50	<50
92581742	MW-91DD_20220107	MW-91DD	01/07/2022	**0.83J**	<0.5	<0.5	<0.5	<0.5	<0.5	<1	<0.5	<1	<0.5	<0.5	<0.5	<0.5	<0.5	<2	<0.5	<2	<0.5	<2	<0.5	<0.5	<0.5	<0.5	<0.5	<1	<0.5	<0.5	<1	<1.5	<1	<0.5	<50	<50	<50	<50
92585559	MW-91DD_20220201	MW-91DD	02/01/2022	<5	<0.5	<0.5	<0.5	<0.5	<0.5	<1	<0.5	<1	<0.5	<0.5	<0.5	**0.42J**	<0.5	<2	<0.5	<2	<0.5	<2	<0.5	<0.5	<0.5	<0.5	<0.5	<1	<0.5	<0.5	<1	<1.5	<1	<0.5	<50	<50	<50	<50

Table 5A
Summary of Monitoring Well Sampling Results

Colonial Pipeline Company
2020-L1-SR2448
Huntersville, North Carolina

Lab Report Number	Sample ID	Well ID	Sample Date	Metals (µg/L)	VOCs (µg/L)																												MADEP VPH (µg/L)			
				Lead	Benzene	Bromochloromethane	Bromodichloromethane	n-Butylbenzene	sec-Butylbenzene	Chloroethane	Chloroform	Chloromethane	2-Chlorotoluene	Dibromochloromethane	1,2-Dichloroethane	Diisopropyl ether	Ethylbenzene	Hexachloro-1,3-butadiene	Isopropylbenzene (Cumene)	Methylene Chloride	Methyl-tert-butyl ether	Naphthalene	n-Propylbenzene	Styrene	Tetrachloroethene	Toluene	Trichloroethene	Trichlorofluoromethane	1,2,4-Trimethylbenzene	1,3,5-Trimethylbenzene	Vinyl chloride	Xylene (Total)	m&p-Xylene	o-Xylene	C5 - C8 Aliphatics	C9 - C12 Aliphatics	C9 - C10 Aromatics	VPH (Total)
NCAC 2L Standards				**15**	**1**	**NE**	**0.6**	**70**	**70**	**3000**	**70**	**3**	**100**	**0.4**	**0.4**	**70**	**600**	**0.4**	**70**	**5**	**20**	**6**	**70**	**70**	**0.7**	**600**	**3**	**2000**	**400**	**400**	**0.03**	**500**	**500**	**500**	**400**	**700**	**200**	**NE**
IMAC Standards				--	--	--	--	--	--	--	--	--	--	--	--	--	--	--	--	--	--	--	--	--	--	--	--	--	--	--	--	--	--	--	--	--	--
92566046	MW-97D_20211011	MW-97D	10/11/2021	<5.0	<0.5	<0.5	<0.5	<0.5	<0.5	<0.5	<0.5	<2	<0.5	<0.5	<0.5	<0.5	<0.5	<0.6	<0.5	<5	<0.5	<0.5	<0.5	<0.5	<0.5	**0.16J**	<0.5	<0.5	<0.5	<0.5	<0.5	**0.47J**	**0.35J**	**0.12J**	<100	<100	<100	NA
92570483	MW-97D_20211103	MW-97D	11/03/2021	<5	<0.5	<0.5	<0.5	<0.5	<0.5	<1	<0.5	<1	<0.5	<0.5	<0.5	<0.5	<0.5	<2	<0.5	<2	<0.5	<2	<0.5	<0.5	<0.5	<0.5	<0.5	<1	<0.5	<0.5	<1	<1.5	<1	<0.5	<50	<50	<50	<50
92575654	MW-97D_20211202	MW-97D	12/02/2021	<5	<0.5	<0.5	<0.5	<0.5	<0.5	<1	<0.5	<1	<0.5	<0.5	<0.5	<0.5	<0.5	<2	<0.5	<2	<0.5	<2	<0.5	<0.5	<0.5	<0.5	<0.5	<1	<0.5	<0.5	<1	<1.5	<1	<0.5	<50	<50	<50	<50
92575654	DUP-1-20211202	MW-97D	12/02/2021	<5	<0.5	<0.5	<0.5	<0.5	<0.5	<1	<0.5	<1	<0.5	<0.5	<0.5	<0.5	<0.5	<2	<0.5	<2	<0.5	<2	<0.5	<0.5	<0.5	<0.5	<0.5	<1	<0.5	<0.5	<1	<1.5	<1	<0.5	<50	<50	<50	<50
92583209	MW-97D_20220105	MW-97D	01/05/2022	<5	<0.5	<0.5	<0.5	<0.5	<0.5	<1	<0.5	<1	<0.5	<0.5	<0.5	**0.32J**	<0.5	<2	<0.5	<2	<0.5	<2	<0.5	<0.5	<0.5	<0.5	<0.5	<1	<0.5	<0.5	<1	<1.5	<1	<0.5	<50	<50	<50	<50
92585900	MW-97D_20220202	MW-97D	02/02/2022	<5	<0.5	<0.5	<0.5	<0.5	<0.5	<1	<0.5	<1	<0.5	<0.5	<0.5	**0.45J**	<0.5	<2	<0.5	<2	<0.5	<2	<0.5	<0.5	<0.5	<0.5	<0.5	<1	<0.5	<0.5	<1	<1.5	<1	<0.5	<50	<50	<50	<50
92516451	Walker (101-108)	MW-14015_AC_RD	01/13/2021	**81.4**	<2.0	<2.0	**7.5**	<2.0	<2.0	<4.0	**403**	**4.9**	<2.0	<2.0	<2.0	<2.0	<2.0	<8.0	<2.0	<8.0	<2.0	<8.0	<2.0	<2.0	<2.0	<2.0	<2.0	<4.0	<2.0	<2.0	<4.0	<6.0	<4.0	<2.0	**220**	<100	<100	**350**
92516451	Walker (48-55)	MW-14015_AC_RD	01/13/2021	**5.8**	<0.50	<0.50	**3.8**	**5.4**	<0.50	<1.0	**81.3**	**1.1**	**1.2**	**0.62**	<0.50	<0.50	<0.50	<2.0	<0.50	<2.0	<0.50	<2.0	<0.50	<0.50	<0.50	<0.50	<0.50	<0.50	<1.0	<0.50	<0.50	<1.0	<1.5	<1.0	<0.50	<100	<100	<100	**131**
92516451	Dup-9	MW-14015_AC_RD	01/13/2021	**6.2**	<0.50	<0.50	**3.9**	**6.6**	<0.50	<1.0	**78.7**	<1.0	**1.3**	**0.62**	<0.50	<0.50	<0.50	<2.0	<0.50	<2.0	<0.50	<2.0	<0.50	<0.50	<0.50	<0.50	<0.50	<0.50	<1.0	<0.50	<0.50	<1.0	<1.5	<1.0	<0.50	<100	<100	<100	**115**
QC Data																																						
92493062	TB-2	N/A	08/28/2020	NA	<0.5	<0.5	<0.5	<0.5	<0.5	<1	<0.5	<1	<0.5	<0.5	<0.5	<0.5	<0.5	<2	<0.5	<2	<0.5	<2	<0.5	<0.5	<0.5	<0.5	<0.5	<1	<0.5	<0.5	<1	<1.5	<1	<0.5	NA	NA	NA	NA
92493708	Trip Blank	N/A	09/02/2020	NA	<0.5	<0.5	<0.5	<0.5	<0.5	<1	<0.5	<1	<0.5	<0.5	<0.5	<0.5	<0.5	<2	<0.5	<2	<0.5	<2	<0.5	<0.5	<0.5	<0.5	<0.5	<1	<0.5	<0.5	<1	<1.5	<1	<0.5	NA	NA	NA	NA
92493864	Trip Blank	N/A	09/02/2020	NA	<0.5	<0.5	<0.5	<0.5	<0.5	<1	<0.5	<1	<0.5	<0.5	<0.5	<0.5	<0.5	<2	<0.5	<2	<0.5	<2	<0.5	<0.5	<0.5	<0.5	<0.5	<1	<0.5	<0.5	<1	<1.5	<1	<0.5	NA	NA	NA	NA
92494322	Trip Blank	N/A	09/03/2020	NA	<0.5	<0.5	<0.5	<0.5	<0.5	<1	<0.5	<1	<0.5	<0.5	<0.5	<0.5	<0.5	<2	<0.5	<2	<0.5	<2	<0.5	<0.5	<0.5	<0.5	<0.5	<1	<0.5	<0.5	<1	<1.5	<1	<0.5	NA	NA	NA	NA
92496397	Trip Blank	N/A	09/18/2020	NA	<0.5	<0.5	<0.5	<0.5	<0.5	<1	<0.5	<1	<0.5	<0.5	<0.5	<0.5	<0.5	<2	<0.5	<2	<0.5	<2	<0.5	<0.5	<0.5	<0.5	<0.5	<1	<0.5	<0.5	<1	<1.5	<1	<0.5	NA	NA	NA	NA
92494640	Trip Blank-03	N/A	09/09/2020	NA	<0.5	<0.5	<0.5	<0.5	<0.5	<1	<0.5	<1	<0.5	<0.5	<0.5	<0.5	<0.5	<2	<0.5	<2	<0.5	<2	<0.5	<0.5	<0.5	<0.5	<0.5	<1	<0.5	<0.5	<1	<1.5	<1	<0.5	NA	NA	NA	NA
92494923	Trip Blank-03	N/A	09/09/2020	NA	<0.5	<0.5	<0.5	<0.5	<0.5	<1	<0.5	<1	<0.5	<0.5	<0.5	<0.5	<0.5	<2	<0.5	<2	<0.5	<2	<0.5	<0.5	<0.5	<0.5	<0.5	<1	<0.5	<0.5	<1	<1.5	<1	<0.5	NA	NA	NA	NA
92494864	Trip Blank-04	N/A	09/10/2020	NA	<0.5	<0.5	<0.5	<0.5	<0.5	<1	<0.5	<1	<0.5	<0.5	<0.5	<0.5	<0.5	<2	<0.5	<2	<0.5	<2	<0.5	<0.5	<0.5	<0.5	<0.5	<1	<0.5	<0.5	<1	<1.5	<1	<0.5	NA	NA	NA	NA
92495100	Trip Blank-05	N/A	09/11/2020	NA	<0.5	<0.5	<0.5	<0.5	<0.5	<1	<0.5	<1	<0.5	<0.5	<0.5	<0.5	<0.5	<2	<0.5	<2	<0.5	<2	<0.5	<0.5	<0.5	<0.5	<0.5	<1	<0.5	<0.5	<1	<1.5	<1	<0.5	NA	NA	NA	NA
92495103	Trip Blank-05	N/A	09/11/2020	NA	<0.5	<0.5	<0.5	<0.5	<0.5	<1	<0.5	<1	<0.5	<0.5	<0.5	<0.5	<0.5	<2	<0.5	<2	<0.5	<2	<0.5	<0.5	<0.5	<0.5	<0.5	<1	<0.5	<0.5	<1	<1.5	<1	<0.5	NA	NA	NA	NA
92495239	Trip Blank-06	N/A	09/13/2020	NA	<0.5	<0.5	<0.5	<0.5	<0.5	<1	<0.5	<1	<0.5	<0.5	<0.5	<0.5	<0.5	<2	<0.5	<2	<0.5	<2	<0.5	<0.5	<0.5	<0.5	<0.5	<1	<0.5	<0.5	<1	<1.5	<1	<0.5	NA	NA	NA	NA
92495241	Trip Blank-06	N/A	09/13/2020	NA	<0.5	<0.5	<0.5	<0.5	<0.5	<1	<0.5	<1	<0.5	<0.5	<0.5	<0.5	<0.5	<2	<0.5	<2	<0.5	<2	<0.5	<0.5	<0.5	<0.5	<0.5	<1	<0.5	<0.5	<1	<1.5	<1	<0.5	NA	NA	NA	NA
92495244	Trip Blank-06	N/A	09/13/2020	NA	<0.5	<0.5	<0.5	<0.5	<0.5	<1	<0.5	<1	<0.5	<0.5	<0.5	<0.5	<0.5	<2	<0.5	<2	<0.5	<2	<0.5	<0.5	<0.5	<0.5	<0.5	<1	<0.5	<0.5	<1	<1.5	<1	<0.5	NA	NA	NA	NA
92495624	Trip Blank-07	N/A	09/15/2020	NA	<0.5	<0.5	<0.5	<0.5	<0.5	<1	<0.5	<1	<0.5	<0.5	<0.5	<0.5	<0.5	<2	<0.5	<2	<0.5	<2	<0.5	<0.5	<0.5	<0.5	<0.5	<1	<0.5	<0.5	<1	<1.5	<1	<0.5	NA	NA	NA	NA
92495626	Trip Blank-07	N/A	09/15/2020	NA	<0.5	<0.5	<0.5	<0.5	<0.5	<1	<0.5	<1	<0.5	<0.5	<0.5	<0.5	<0.5	<2	<0.5	<2	<0.5	<2	<0.5	<0.5	<0.5	<0.5	<0.5	<1	<0.5	<0.5	<1	<1.5	<1	<0.5	NA	NA	NA	NA
92495627	Trip Blank-07	N/A	09/15/2020	NA	<0.5	<0.5	<0.5	<0.5	<0.5	<1	<0.5	<1	<0.5	<0.5	<0.5	<0.5	<0.5	<2	<0.5	<2	<0.5	<2	<0.5	<0.5	<0.5	<0.5	<0.5	<1	<0.5	<0.5	<1	<1.5	<1	<0.5	NA	NA	NA	NA
92495907	Trip Blank-07	N/A	09/16/2020	NA	<0.5	<0.5	<0.5	<0.5	<0.5	<1	<0.5	<1	<0.5	<0.5	<0.5	<0.5	<0.5	<2	<0.5	<2	<0.5	<2	<0.5	<0.5	<0.5	<0.5	<0.5	<1	<0.5	<0.5	<1	<1.5	<1	<0.5	NA	NA	NA	NA
92495905	Trip Blank-07	N/A	09/16/2020	NA	<0.5	<0.5	<0.5	<0.5	<0.5	<1	<0.5	<1	<0.5	<0.5	<0.5	<0.5	<0.5	<2	<0.5	<2	<0.5	<2	<0.5	<0.5	<0.5	<0.5	<0.5	<1	<0.5	<0.5	<1	<1.5	<1	<0.5	NA	NA	NA	NA
92495906	Trip Blank-07	N/A	09/16/2020	NA	<0.5	<0.5	<0.5	<0.5	<0.5	<1	<0.5	<1	<0.5	<0.5	<0.5	<0.5	<0.5	<2	<0.5	<2	<0.5	<2	<0.5	<0.5	<0.5	<0.5	<0.5	<1	<0.5	<0.5	<1	<1.5	<1	<0.5	NA	NA	NA	NA
92496816	TB-20200922	N/A	09/20/2020	NA	<0.5	<0.5	<0.5	<0.5	<0.5	<1	<0.5	<1	<0.5	<0.5	<0.5	<0.5	<0.5	<2	<0.5	<2	<0.5	<2	<0.5	<0.5	<0.5	<0.5	<0.5	<1	<0.5	<0.5	<1	<1.5	<1	<0.5	NA	NA	NA	NA
92496817	TB-20200922	N/A	09/22/2020	NA	<0.5	<0.5	<0.5	<0.5	<0.5	<1	<0.5	<1	<0.5	<0.5	<0.5	<0.5	<0.5	<2	<0.5	<2	<0.5	<2	<0.5	<0.5	<0.5	<0.5	<0.5	<1	<0.5	<0.5	<1	<1.5	<1	<0.5	NA	NA	NA	NA
92497017	TB-20200923	N/A	09/22/2020	NA	<0.5	<0.5	<0.5	<0.5	<0.5	<1	<0.5	<1	<0.5	<0.5	<0.5	<0.5	<0.5	<2	<0.5	<2	<0.5	<2	<0.5	<0.5	<0.5	<0.5	<0.5	<1	<0.5	<0.5	<1	<1.5	<1	<0.5	NA	NA	NA	NA
92497774	TB-20200928	N/A	09/28/2020	NA	<0.5	<0.5	<0.5	<0.5	<0.5	<1	<0.5	<1	<0.5	<0.5	<0.5	<0.5	<0.5	<2	<0.5	<2	<0.5	<2	<0.5	<0.5	<0.5	<0.5	<0.5	<1	<0.5	<0.5	<1	<1.5	<1	<0.5	NA	NA	NA	NA
92499587	Trip Blank	N/A	10/07/2020	NA	<0.5	<0.5	<0.5	<0.5	<0.5	<1	<0.5	<1	<0.5	<0.5	<0.5	<0.5	<0.5	<2	<0.5	<2	<0.5	<2	<0.5	<0.5	<0.5	<0.5	<0.5	<1	<0.5	<0.5	<1	<1.5	<1	<0.5	NA	NA	NA	NA
92500605	Trip Blank	N/A	10/07/2020	NA	<0.5	<0.5	<0.5	<0.5	<0.5	<1	<0.5	<1	<0.5	<0.5	<0.5	<0.5	<0.5	<2	<0.5	<2	<0.5	<2	<0.5	<0.5	<0.5	<0.5	<0.5	<1	<0.5	<0.5	<1	<1.5	<1	<0.5	NA	NA	NA	NA
92500606	Trip Blank	N/A	10/07/2020	NA	<0.5	<0.5	<0.5	<0.5	<0.5	<1	<0.5	<1	<0.5	<0.5	<0.5	<0.5	<0.5	<2	<0.5	<2	<0.5	<2	<0.5	<0.5	<0.5	<0.5	<0.5	<1	<0.5	<0.5	<1	<1.5	<1	<0.5	NA	NA	NA	NA
92501343	Trip Blank	N/A	10/20/2020	NA	<0.5	<0.5	<0.5	<0.5	<0.5	<1	<0.5	<1	<0.5	<0.5	<0.5	<0.5	<0.5	<2	<0.5	<2	<0.5	<2	<0.5	<0.5	<0.5	<0.5	<0.5	<1	<0.5	<0.5	<1	<1.5	<1	<0.5	NA	NA	NA	NA
92501344	Trip Blank	N/A	10/20/2020	NA	<0.5	<0.5	<0.5	<0.5	<0.5	<1	<0.5	<1	<0.5	<0.5	<0.5	<0.5	<0.5	<2	<0.5	<2	<0.5	<2	<0.5	<0.5	<0.5	<0.5	<0.5	<1	<0.5	<0.5	<1	<1.5	<1	<0.5	NA	NA	NA	NA
92501345	Trip Blank	N/A	10/20/2020	NA	<0.5	<0.5	<0.5	<0.5	<0.5	<1	<0.5	<1	<0.5	<0.5	<0.5	<0.5	<0.5	<2	<0.5	<2	<0.5	<2	<0.5	<0.5	<0.5	<0.5	<0.5	<1	<0.5	<0.5	<1	<1.5	<1	<0.5	NA	NA	NA	NA
92501355	Trip Blank	N/A	10/20/2020	NA	<0.5	<0.5	<0.5	<0.5	<0.5	<1	<0.5	<1	<0.5	<0.5	<0.5	<0.5	<0.5	<2	<0.5	<2	<0.5	<2	<0.5	<0.5	<0.5	<0.5	<0.5	<1	<0.5	<0.5	<1	<1.5	<1	<0.5	NA	NA	NA	NA
92501615	Trip Blank	N/A	10/21/2020	NA	<0.5	<0.5	<0.5	<0.5	<0.5	<1	<0.5	<1	<0.5	<0.5	<0.5	<0.5	<0.5	<2	<0.5	<2	<0.5	<2	<0.5	<0.5	<0.5	<0.5	<0.5	<1	<0.5	<0.5	<1	<1.5	<1	<0.5	NA	NA	NA	NA
92501616	TRIP BLANK	N/A	10/21/2020	NA	<0.5	<0.5	<0.5	<0.5	<0.5	<1	<0.5	<1	<0.5	<0.5	<0.5	<0.5	<0.5	<2	<0.5	<2	<0.5	<2	<0.5	<0.5	<0.5	<0.5	<0.5	<1	<0.5	<0.5	<1	<1.5	<1	<0.5	NA	NA	NA	NA
92501960	TRIP BLANK	N/A	10/23/2020	NA	<0.5	<0.5	<0.5	<0.5	<0.5	<1	<0.5	<1	<0.5	<0.5	<0.5	<0.5	<0.5	<2	<0.5	<2	<0.5	<2	<0.5	<0.5	<0.5	<0.5	<0.5	<1	<0.5	<0.5	<1	<1.5	<1	<0.5	NA	NA	NA	NA
92508536	Trip Blank	N/A	11/30/2020	NA	<0.5	<0.5	<0.5	<0.5	<0.5	<1	<0.5	<1	<0.5	<0.5	<0.5	<0.5	<0.5	<2	<0.5	<2	<0.5	<2	<0.5	<0.5	<0.5	<0.5	<0.5	<1	<0.5	<0.5	<1	<1.5	<1	<0.5	NA	NA	NA	NA
92508536	Trip Blank 2	N/A	11/30/2020	NA	<0.5	<0.5	<0.5	<0.5	<0.5	<1	<0.5	<1	<0.5	<0.5	<0.5	<0.5	<0.5	<2	<0.5	<2	<0.5	<2	<0.5	<0.5	<0.5	<0.5	<0.5	<1	<0.5	<0.5	<1	<1.5	<1	<0.5	NA	NA	NA	NA
92508884	Trip Blank	N/A	12/01/2020	NA	<0.5	<0.5	<0.5	<0.5	<0.5	<1	<0.5	<1	<0.5	<0.5	<0.5	<0.5	<0.5	<2	<0.5	<2	<0.5	<2	<0.5	<0.5	<0.5	<0.5	<0.5	<1	<0.5	<0.5	<1	<1.5	<1	<0.5	NA	NA	NA	NA
92509250	Trip Blank	N/A	12/02/2020	NA	<0.5	<0.5	<0.5	<0.5	<0.5	<1	<0.5	<1	<0.5	<0.5	<0.5	<0.5	<0.5	<2	<0.5	<2	<0.5	<2	<0.5	<0.5	<0.5	<0.5	<0.5	<1	<0.5	<0.5	<1	<1.5	<1	<0.5	NA	NA	NA	NA
92509252	Trip Blank	N/A	12/02/2020	NA	<0.5	<0.5	<0.5	<0.5	<0.5	<1	<0.5	<1	<0.5	<0.5	<0.5	<0.5	<0.5	<2	<0.5	<2	<0.5	<2	<0.5	<0.5	<0.5	<0.5	<0.5	<1	<0.5	<0.5	<1	<1.5	<1	<0.5	NA	NA	NA	NA
92509253	Trip Blank	N/A	12/02/2020	NA	<0.5	<0.5	<0.5	<0.5	<0.5	<1	<0.5	<1	<0.5	<0.5	<0.5	<0.5	<0.5	<2	<0.5	<2	<0.5	<2	<0.5	<0.5	<0.5	<0.5	<0.5	<1	<0.5	<0.5	<1	<1.5	<1	<0.5	NA	NA	NA	NA
92509255	Trip Blank	N/A	12/02/2020	NA	<0.5	<0.5	<0.5	<0.5	<0.5	<1	<0.5	<1	<0.5	<0.5	<0.5	<0.5	<0.5	<2	<0.5	<2	<0.5	<2	<0.5	<0.5	<0.5	<0.5	<0.5	<1	<0.5	<0.5	<1	<1.5	<1	<0.5	NA	NA	NA	NA
92509251	Trip Blank	N/A	12/02/2020	NA	<0.5	<0.5	<0.5	<0.5	<0.5	<1	<0.5	<1	<0.5	<0.5	<0.5	<0.5	<0.5	<2	<0.5	<2	<0.5	<2	<0.5	<0.5	<0.5	<0.5	<0.5	<1	<0.5	<0.5	<1	<1.5	<1	<0.5	NA	NA	NA	NA

Table 5A
Summary of Monitoring Well Sampling Results

Colonial Pipeline Company
2020-L1-SR2448
Huntersville, North Carolina

Lab Report Number	Sample ID	Well ID	Sample Date	Metals (µg/L)	VOCs (µg/L)																												MADEP VPH (µg/L)			
				Lead	Benzene	Bromochloromethane	Bromodichloromethane	n-Butylbenzene	sec-Butylbenzene	Chloroethane	Chloroform	Chloromethane	2-Chlorotoluene	Dibromochloromethane	1,2-Dichloroethane	Diisopropyl ether	Ethylbenzene	Hexachloro-1,3-butadiene	Isopropylbenzene (Cumene)	Methylene Chloride	Methyl-tert-butyl ether	Naphthalene	n-Propylbenzene	Styrene	Tetrachloroethene	Toluene	Trichloroethene	Trichlorofluoromethane	1,2,4-Trimethylbenzene	1,3,5-Trimethylbenzene	Vinyl chloride	Xylene (Total)	m&p-Xylene	o-Xylene	C5 - C8 Aliphatics	C9 - C12 Aliphatics	C9 - C10 Aromatics	VPH (Total)
NCAC 2L Standards				**15**	**1**	**NE**	**0.6**	**70**	**70**	**3000**	**70**	**3**	**100**	**0.4**	**0.4**	**70**	**600**	**0.4**	**70**	**5**	**20**	**6**	**70**	**70**	**0.7**	**600**	**3**	**2000**	**400**	**400**	**0.03**	**500**	**500**	**500**	**400**	**700**	**200**	**NE**
IMAC Standards				--	--	--	--	--	--	--	--	--	--	--	--	--	--	--	--	--	--	--	--	--	--	--	--	--	--	--	--	--	--	--	--	--	--
92508881	Trip Blank	N/A	12/01/2020	NA	<0.5	<0.5	<0.5	<0.5	<0.5	<1	<0.5	<1	<0.5	<0.5	<0.5	<0.5	<0.5	<2	<0.5	<2	<0.5	<2	<0.5	<0.5	<0.5	<0.5	<0.5	<1	<0.5	<0.5	<1	<1.5	<1	<0.5	NA	NA	NA	NA
92509555	Trip Blank	N/A	12/03/2020	NA	<0.5	<0.5	<0.5	<0.5	<0.5	<1	<0.5	<1	<0.5	<0.5	<0.5	<0.5	<0.5	<2	<0.5	<2	<0.5	<2	<0.5	<0.5	<0.5	<0.5	<0.5	<1	<0.5	<0.5	<1	<1.5	<1	<0.5	NA	NA	NA	NA
92509560	Trip Blank	N/A	12/03/2020	NA	<0.5	<0.5	<0.5	<0.5	<0.5	<1	<0.5	<1	<0.5	<0.5	<0.5	<0.5	<0.5	<2	<0.5	<2	<0.5	<2	<0.5	<0.5	<0.5	<0.5	<0.5	<1	<0.5	<0.5	<1	<1.5	<1	<0.5	NA	NA	NA	NA
92508886	Trip Blank	N/A	12/02/2020	NA	<0.5	<0.5	<0.5	<0.5	<0.5	<1	<0.5	<1	<0.5	<0.5	<0.5	<0.5	<0.5	<2	<0.5	<2	<0.5	<2	<0.5	<0.5	<0.5	<0.5	<0.5	<1	<0.5	<0.5	<1	<1.5	<1	<0.5	NA	NA	NA	NA
92514892	Trip Blank	N/A	01/05/2021	NA	<0.5	<0.5	<0.5	<0.5	<0.5	<1	<0.5	<1	<0.5	<0.5	<0.5	<0.5	<0.5	<2	<0.5	<2	<0.5	<2	<0.5	<0.5	<0.5	<0.5	<0.5	<1	<0.5	<0.5	<1	<1.5	<1	<0.5	NA	NA	NA	NA
92515214	Trip Blank	N/A	01/06/2021	NA	<0.5	<0.5	<0.5	<0.5	<0.5	<1	<0.5	<1	<0.5	<0.5	<0.5	<0.5	<0.5	<2	<0.5	<2	<0.5	<2	<0.5	<0.5	<0.5	<0.5	<0.5	<1	<0.5	<0.5	<1	<1.5	<1	<0.5	NA	NA	NA	NA
92515216	Trip Blank	N/A	01/06/2021	NA	<0.5	<0.5	<0.5	<0.5	<0.5	<1	<0.5	<1	<0.5	<0.5	<0.5	<0.5	<0.5	<2	<0.5	<2	<0.5	<2	<0.5	<0.5	<0.5	<0.5	<0.5	<1	<0.5	<0.5	<1	<1.5	<1	<0.5	NA	NA	NA	NA
92514602	Trip Blank	N/A	01/04/2021	NA	<0.50	<0.50	<0.50	<0.50	<0.50	<1.0	<0.50	<1.0	<0.50	<0.50	<0.50	<0.50	<0.50	<2.0	<0.50	<2.0	<0.50	<2.0	<0.50	<0.50	<0.50	<0.50	<0.50	<1.0	<0.50	<0.50	<1.0	<1.5	<1.0	<0.50	NA	NA	NA	NA
92514955	Trip Blank	N/A	01/05/2021	NA	<0.50	<0.50	<0.50	<0.50	<0.50	<1.0	<0.50	<1.0	<0.50	<0.50	<0.50	<0.50	<0.50	<2.0	<0.50	<2.0	<0.50	<2.0	<0.50	<0.50	<0.50	<0.50	<0.50	<1.0	<0.50	<0.50	<1.0	<1.5	<1.0	<0.50	NA	NA	NA	NA
92515213	TB	N/A	01/06/2021	NA	<0.50	<0.50	<0.50	<0.50	<0.50	<1.0	<0.50	<1.0	<0.50	<0.50	<0.50	<0.50	<0.50	<2.0	<0.50	<2.0	<0.50	<2.0	<0.50	<0.50	<0.50	<0.50	<0.50	<1.0	<0.50	<0.50	<1.0	<1.5	<1.0	<0.50	NA	NA	NA	NA
92515075	Trip Blank	N/A	01/06/2021	NA	<0.5	<0.5	<0.5	<0.5	<0.5	<1	<0.5	<1	<0.5	<0.5	<0.5	<0.5	<0.5	<2	<0.5	<2	<0.5	<2	<0.5	<0.5	<0.5	<0.5	<0.5	<1	<0.5	<0.5	<1	<1.5	<1	<0.5	NA	NA	NA	NA
92515543	TRIP BLANK	N/A	01/07/2021	NA	<0.50	<0.50	<0.50	<0.50	<0.50	<1.0	<0.50	<1.0	<0.50	<0.50	<0.50	<0.50	<0.50	<2.0	<0.50	<2.0	<0.50	<2.0	<0.50	<0.50	<0.50	<0.50	<0.50	<1.0	<0.50	<0.50	<1.0	<1.5	<1.0	<0.50	NA	NA	NA	NA
92515354	Trip Blank	N/A	01/07/2021	NA	<0.5	<0.5	<0.5	<0.5	<0.5	<1	<0.5	<1	<0.5	<0.5	<0.5	<0.5	<0.5	<2	<0.5	<2	<0.5	<2	<0.5	<0.5	<0.5	<0.5	<0.5	<1	<0.5	<0.5	<1	<1.5	<1	<0.5	NA	NA	NA	NA
92515387	Trip Blank	N/A	01/07/2021	NA	<0.5	<0.5	<0.5	<0.5	<0.5	<1	<0.5	<1	<0.5	<0.5	<0.5	<0.5	<0.5	<2	<0.5	<2	<0.5	<2	<0.5	<0.5	<0.5	<0.5	<0.5	<1	<0.5	<0.5	<1	<1.5	<1	<0.5	NA	NA	NA	NA
92515544	Trip Blank	N/A	01/07/2021	NA	<0.5	<0.5	<0.5	<0.5	<0.5	<1	<0.5	<1	<0.5	<0.5	<0.5	<0.5	<0.5	<2	<0.5	<2	<0.5	<2	<0.5	<0.5	<0.5	<0.5	<0.5	<1	<0.5	<0.5	<1	<1.5	<1	<0.5	NA	NA	NA	NA
92515548	Trip Blank	N/A	01/07/2021	NA	<0.5	<0.5	<0.5	<0.5	<0.5	<1	<0.5	<1	<0.5	<0.5	<0.5	<0.5	<0.5	<2	<0.5	<2	<0.5	<2	<0.5	<0.5	<0.5	<0.5	<0.5	<1	<0.5	<0.5	<1	<1.5	<1	<0.5	NA	NA	NA	NA
92515755	Trip Blank	N/A	01/09/2021	NA	<0.50	<0.50	<0.50	<0.50	<0.50	<1.0	<0.50	<1.0	<0.50	<0.50	<0.50	<0.50	<0.50	<2.0	<0.50	<2.0	<0.50	<2.0	<0.50	<0.50	<0.50	<0.50	<0.50	<1.0	<0.50	<0.50	<1.0	<1.5	<1.0	<0.50	NA	NA	NA	NA
92515762	Trip Blank	N/A	01/10/2021	NA	<0.50	<0.50	<0.50	<0.50	<0.50	<1.0	<0.50	<1.0	<0.50	<0.50	<0.50	<0.50	<0.50	<2.0	<0.50	<2.0	<0.50	<2.0	<0.50	<0.50	<0.50	<0.50	<0.50	<1.0	<0.50	<0.50	<1.0	<1.5	<1.0	<0.50	NA	NA	NA	NA
92516451	Trip Blank	N/A	01/12/2021	NA	<0.50	<0.50	<0.50	<0.50	<0.50	<1.0	<0.50	<1.0	<0.50	<0.50	<0.50	<0.50	<0.50	<2.0	<0.50	<2.0	<0.50	<2.0	<0.50	<0.50	<0.50	<0.50	<0.50	<1.0	<0.50	<0.50	<1.0	<1.5	<1.0	<0.50	NA	NA	NA	NA
92520901	Trip Blank	N/A	02/08/2021	NA	<0.5	<0.5	<0.5	<0.5	<0.5	<1	<0.5	<1	<0.5	<0.5	<0.5	<0.5	<0.5	<2	<0.5	<2	<0.5	<2	<0.5	<0.5	<0.5	<0.5	<0.5	<1	<0.5	<0.5	<1	<1.5	<1	<0.5	NA	NA	NA	NA
92521237	Trip Blank	N/A	02/09/2021	NA	<0.5	<0.5	<0.5	<0.5	<0.5	<1	<0.5	<1	<0.5	<0.5	<0.5	<0.5	<0.5	<2	<0.5	<2	<0.5	<2	<0.5	<0.5	<0.5	<0.5	<0.5	<1	<0.5	<0.5	<1	<1.5	<1	<0.5	NA	NA	NA	NA
92521871	TRIP BLANK	N/A	02/11/2021	NA	<0.5	<0.5	<0.5	<0.5	<0.5	<1	<0.5	<1	<0.5	<0.5	<0.5	<0.5	<0.5	<2	<0.5	<2	<0.5	<2	<0.5	<0.5	<0.5	<0.5	<0.5	<1	<0.5	<0.5	<1	<1.5	<1	<0.5	NA	NA	NA	NA
92522125	Trip Blank	N/A	02/12/2021	NA	<0.5	<0.5	<0.5	<0.5	<0.5	<1	<0.5	<1	<0.5	<0.5	<0.5	<0.5	<0.5	<2	<0.5	<2	<0.5	<2	<0.5	<0.5	<0.5	<0.5	<0.5	<1	<0.5	<0.5	<1	<1.5	<1	<0.5	NA	NA	NA	NA
92521555	Trip Blank	N/A	02/10/2021	NA	<0.5	<0.5	<0.5	<0.5	<0.5	<1	<0.5	<1	<0.5	<0.5	<0.5	<0.5	<0.5	<2	<0.5	<2	<0.5	<2	<0.5	<0.5	<0.5	<0.5	<0.5	<1	<0.5	<0.5	<1	<1.5	<1	<0.5	NA	NA	NA	NA
92522267	Trip Blank	N/A	02/15/2021	NA	<0.5	<0.5	<0.5	<0.5	<0.5	<1	<0.5	<1	<0.5	<0.5	<0.5	<0.5	<0.5	<2	<0.5	<2	<0.5	<2	<0.5	<0.5	<0.5	<0.5	<0.5	<1	<0.5	<0.5	<1	<1.5	<1	<0.5	NA	NA	NA	NA
92526616	Trip Blank	N/A	03/09/2021	NA	<0.5	<0.5	<0.5	<0.5	<0.5	<1	<0.5	<1	<0.5	<0.5	<0.5	<0.5	<0.5	<2	<0.5	<2	<0.5	<2	<0.5	<0.5	<0.5	<0.5	<0.5	<1	<0.5	<0.5	<1	<1.5	<1	<0.5	NA	NA	NA	NA
92526262	Trip Blank	N/A	03/08/2021	NA	<0.5	<0.5	<0.5	<0.5	<0.5	<1	<0.5	<1	<0.5	<0.5	<0.5	<0.5	<0.5	<2	<0.5	<2	<0.5	<2	<0.5	<0.5	<0.5	<0.5	<0.5	<1	<0.5	<0.5	<1	<1.5	<1	<0.5	NA	NA	NA	NA
92526264	Trip Blank	N/A	03/08/2021	NA	<0.5	<0.5	<0.5	<0.5	<0.5	<1	<0.5	<1	<0.5	<0.5	<0.5	<0.5	<0.5	<2	<0.5	<2	<0.5	<2	<0.5	<0.5	<0.5	<0.5	<0.5	<1	<0.5	<0.5	<1	<1.5	<1	<0.5	NA	NA	NA	NA
92526257	Trip Blank	N/A	03/08/2021	NA	<0.5	<0.5	<0.5	<0.5	<0.5	<1	<0.5	<1	<0.5	<0.5	<0.5	<0.5	<0.5	<2	<0.5	<2	<0.5	<2	<0.5	<0.5	<0.5	<0.5	<0.5	<1	<0.5	<0.5	<1	<1.5	<1	<0.5	NA	NA	NA	NA
92526618	TRIP BLANK	N/A	03/09/2021	NA	<0.5	<0.5	<0.5	<0.5	<0.5	<1	<0.5	<1	<0.5	<0.5	<0.5	<0.5	<0.5	<2	<0.5	<2	<0.5	<2	<0.5	<0.5	<0.5	<0.5	<0.5	<1	<0.5	<0.5	<1	<1.5	<1	<0.5	NA	NA	NA	NA
92526989	Trip Blank	N/A	03/10/2021	NA	<0.5	<0.5	<0.5	<0.5	<0.5	<1	<0.5	<1	<0.5	<0.5	<0.5	<0.5	<0.5	<2	<0.5	<2	<0.5	<2	<0.5	<0.5	<0.5	<0.5	<0.5	<1	<0.5	<0.5	<1	<1.5	<1	<0.5	NA	NA	NA	NA
92526977	Trip Blank	N/A	03/10/2021	NA	<0.5	<0.5	<0.5	<0.5	<0.5	<1	<0.5	<1	<0.5	<0.5	<0.5	<0.5	<0.5	<2	<0.5	<2	<0.5	<2	<0.5	<0.5	<0.5	<0.5	<0.5	<1	<0.5	<0.5	<1	<1.5	<1	<0.5	NA	NA	NA	NA
92527327	Trip Blank	N/A	03/11/2021	NA	<0.5	<0.5	<0.5	<0.5	<0.5	<1	<0.5	<1	<0.5	<0.5	<0.5	<0.5	<0.5	<2	<0.5	<2	<0.5	<2	<0.5	<0.5	<0.5	<0.5	<0.5	<1	<0.5	<0.5	<1	<1.5	<1	<0.5	NA	NA	NA	NA
92527336	Trip Blank	N/A	03/11/2021	NA	<0.5	<0.5	<0.5	<0.5	<0.5	<1	<0.5	<1	<0.5	<0.5	<0.5	<0.5	<0.5	<2	<0.5	<2	<0.5	<2	<0.5	<0.5	<0.5	<0.5	<0.5	<1	<0.5	<0.5	<1	<1.5	<1	<0.5	NA	NA	NA	NA
92527326	Trip Blank	N/A	03/11/2021	NA	<0.5	<0.5	<0.5	<0.5	<0.5	<1	<0.5	<1	<0.5	<0.5	<0.5	<0.5	<0.5	<2	<0.5	<2	<0.5	<2	<0.5	<0.5	<0.5	<0.5	<0.5	<1	<0.5	<0.5	<1	<1.5	<1	<0.5	NA	NA	NA	NA
92527474	Trip Blank	N/A	03/12/2021	NA	<0.5	<0.5	<0.5	<0.5	<0.5	<1	<0.5	<1	<0.5	<0.5	<0.5	<0.5	<0.5	<2	<0.5	<2	<0.5	<2	<0.5	<0.5	<0.5	<0.5	<0.5	<1	<0.5	<0.5	<1	<1.5	<1	<0.5	NA	NA	NA	NA
92527475	Trip Blank	N/A	03/12/2021	NA	<0.5	<0.5	<0.5	<0.5	<0.5	<1	<0.5	<1	<0.5	<0.5	<0.5	<0.5	<0.5	<2	<0.5	<2	<0.5	<2	<0.5	<0.5	<0.5	<0.5	<0.5	<1	<0.5	<0.5	<1	<1.5	<1	<0.5	NA	NA	NA	NA
92531225	Trip Blank	N/A	04/05/2021	NA	<0.5	<0.5	<0.5	<0.5	<0.5	<1	<0.5	<1	<0.5	<0.5	<0.5	<0.5	<0.5	<2	<0.5	<2	<0.5	<2	<0.5	<0.5	<0.5	<0.5	<0.5	<1	<0.5	<0.5	<1	<1.5	<1	<0.5	NA	NA	NA	NA
92531227	Trip Blank	N/A	04/05/2021	NA	<0.5	<0.5	<0.5	<0.5	<0.5	<1	<0.5	<1	<0.5	<0.5	<0.5	<0.5	<0.5	<2	<0.5	<2	<0.5	<2	<0.5	<0.5	<0.5	<0.5	<0.5	<1	<0.5	<0.5	<1	<1.5	<1	<0.5	NA	NA	NA	NA
92531238	Trip Blank	N/A	04/05/2021	NA	<0.5	<0.5	<0.5	<0.5	<0.5	<1	<0.5	<1	<0.5	<0.5	<0.5	<0.5	<0.5	<2	<0.5	<2	<0.5	<2	<0.5	<0.5	<0.5	<0.5	<0.5	<1	<0.5	<0.5	<1	<1.5	<1	<0.5	NA	NA	NA	NA
92531231	Trip Blank	N/A	04/05/2021	NA	<0.5	<0.5	<0.5	<0.5	<0.5	<1	<0.5	<1	<0.5	<0.5	<0.5	<0.5	<0.5	<2	<0.5	<2	<0.5	<2	<0.5	<0.5	<0.5	<0.5	<0.5	<1	<0.5	<0.5	<1	<1.5	<1	<0.5	NA	NA	NA	NA
92531580	Trip Blank	N/A	04/06/2021	NA	<0.5	<0.5	<0.5	<0.5	<0.5	<1	<0.5	<1	<0.5	<0.5	<0.5	<0.5	<0.5	<2	<0.5	<2	<0.5	<2	<0.5	<0.5	<0.5	<0.5	<0.5	<1	<0.5	<0.5	<1	<1.5	<1	<0.5	NA	NA	NA	NA
92531585	Trip Blank	N/A	04/06/2021	NA	<0.5	<0.5	<0.5	<0.5	<0.5	<1	<0.5	<1	<0.5	<0.5	<0.5	<0.5	<0.5	<2	<0.5	<2	<0.5	<2	<0.5	<0.5	<0.5	<0.5	<0.5	<1	<0.5	<0.5	<1	<1.5	<1	<0.5	NA	NA	NA	NA
92531581	Trip Blank	N/A	04/06/2021	NA	<0.5	<0.5	<0.5	<0.5	<0.5	<1	<0.5	<1	<0.5	<0.5	<0.5	<0.5	<0.5	<2	<0.5	<2	<0.5	<2	<0.5	<0.5	<0.5	<0.5	<0.5	<1	<0.5	<0.5	<1	<1.5	<1	<0.5	NA	NA	NA	NA
92531853	Trip Blank	N/A	04/07/2021	NA	<0.5	<0.5	<0.5	<0.5	<0.5	<1	<0.5	<1	<0.5	<0.5	<0.5	<0.5	<0.5	<2	<0.5	<2	<0.5	<2	<0.5	<0.5	<0.5	<0.5	<0.5	<1	<0.5	<0.5	<1	<1.5	<1	<0.5	NA	NA	NA	NA
92532417	Trip Blank	N/A	04/09/2021	NA	<0.5	<0.5	<0.5	<0.5	<0.5	<1	<0.5	<1	<0.5	<0.5	<0.5	<0.5	<0.5	<2	<0.5	<2	<0.5	<2	<0.5	<0.5	<0.5	<0.5	<0.5	<1	<0.5	<0.5	<1	<1.5	<1	<0.5	NA	NA	NA	NA
92536428	Trip Blank	N/A	05/03/2021	NA	<0.5	<0.5	<0.5	<0.5	<0.5	<1	<0.5	<1	<0.5	<0.5	<0.5	<0.5	<0.5	<2	<0.5	<2	<0.5	<2	<0.5	<0.5	<0.5	<0.5	<0.5	<1	<0.5	<0.5	<1	<1.5	<1	<0.5	NA	NA	NA	NA
92536430	Trip Blank	N/A	05/03/2021	NA	<0.5	<0.5	<0.5	<0.5	<0.5	<1	<0.5	<1	<0.5	<0.5	<0.5	<0.5	<0.5	<2	<0.5	<2	<0.5	<2	<0.5	<0.5	<0.5	<0.5	<0.5	<1	<0.5	<0.5	<1	<1.5	<1	<0.5	NA	NA	NA	NA
92536429	Trip Blank	N/A	05/03/2021	NA	<0.5	<0.5	<0.5	<0.5	<0.5	<1	<0.5	<1	<0.5	<0.5	<0.5	<0.5	<0.5	<2	<0.5	<2	<0.5	<2	<0.5	<0.5	<0.5	<0.5	<0.5	<1	<0.5	<0.5	<1	<1.5	<1	<0.5	NA	NA	NA	NA
92536726	Trip Blank	N/A	05/04/2021	NA	<0.5	<0.5	<0.5	<0.5	<0.5	<1	<0.5	<1	<0.5	<0.5	<0.5	<0.5	<0.5	<2	<0.5	<2	<0.5	<2	<0.5	<0.5	<0.5	<0.5	<0.5	<1	<0.5	<0.5	<1	<1.5	<1	<0.5	NA	NA	NA	NA
92537489	Trip Blank	N/A	05/15/2021	NA	<0.5	<0.5	<0.5	<0.5	<0.5	<1	<0.5	<1	<0.5	<0.5	<0.5	<0.5	<0.5	<2	<0.5	<2	<0.5	<2	<0.5	<0.5	<0.5	<0.5	<0.5	<1	<0.5	<0.5	<1	<1.5	<1	<0.5	NA	NA	NA	NA

Table 5A
Summary of Monitoring Well Sampling Results

Colonial Pipeline Company
2020-L1-SR2448
Huntersville, North Carolina

Lab Report Number	Sample ID	Well ID	Sample Date	Metals (µg/L)	VOCs (µg/L)																												MADEP VPH (µg/L)			
				Lead	Benzene	Bromochloromethane	Bromodichloromethane	n-Butylbenzene	sec-Butylbenzene	Chloroethane	Chloroform	Chloromethane	2-Chlorotoluene	Dibromochloromethane	1,2-Dichloroethane	Diisopropyl ether	Ethylbenzene	Hexachloro-1,3-butadiene	Isopropylbenzene (Cumene)	Methylene Chloride	Methyl-tert-butyl ether	Naphthalene	n-Propylbenzene	Styrene	Tetrachloroethene	Toluene	Trichloroethene	Trichlorofluoromethane	1,2,4-Trimethylbenzene	1,3,5-Trimethylbenzene	Vinyl chloride	Xylene (Total)	m&p-Xylene	o-Xylene	C5 - C8 Aliphatics	C9 - C12 Aliphatics	C9 - C10 Aromatics	VPH (Total)
NCAC 2L Standards				**15**	**1**	**NE**	**0.6**	**70**	**70**	**3000**	**70**	**3**	**100**	**0.4**	**0.4**	**70**	**600**	**0.4**	**70**	**5**	**20**	**6**	**70**	**70**	**0.7**	**600**	**3**	**2000**	**400**	**400**	**0.03**	**500**	**500**	**500**	**400**	**700**	**200**	**NE**
IMAC Standards				--	--	--	--	--	--	--	--	--	--	--	--	--	--	--	--	--	--	--	--	--	--	--	--	--	--	--	--	--	--	--	--	--	--
92537784	Trip Blank	N/A	05/07/2021	NA	<0.5	<0.5	<0.5	<0.5	<0.5	<1	<0.5	<1	<0.5	<0.5	<0.5	<0.5	<0.5	<2	<0.5	<2	<0.5	<2	<0.5	<0.5	<0.5	<0.5	<0.5	<1	<0.5	<0.5	<1	<1.5	<1	<0.5	NA	NA	NA	NA
92537784	Trip Blank	N/A	05/07/2021	NA	<0.5	<0.5	<0.5	<0.5	<0.5	<1	<0.5	<1	<0.5	<0.5	<0.5	<0.5	<0.5	<2	<0.5	<2	<0.5	<2	<0.5	<0.5	<0.5	<0.5	<0.5	<1	<0.5	<0.5	<1	<1.5	<1	<0.5	NA	NA	NA	NA
92541699	Trip Blank	N/A	06/01/2021	NA	<0.5	<0.5	<0.5	<0.5	<0.5	<1	<0.5	<1	<0.5	<0.5	<0.5	<0.5	<0.5	<2	<0.5	<2	<0.5	<2	<0.5	<0.5	<0.5	<0.5	<0.5	<1	<0.5	<0.5	<1	<1.5	<1	<0.5	NA	NA	NA	NA
92541703	TB	N/A	06/01/2021	NA	<0.5	<0.5	<0.5	<0.5	<0.5	<1	<0.5	<1	<0.5	<0.5	<0.5	<0.5	<0.5	<2	<0.5	<2	<0.5	<2	<0.5	<0.5	<0.5	<0.5	<0.5	<1	<0.5	<0.5	<1	<1.5	<1	<0.5	NA	NA	NA	NA
92541706	TRIP BLANK	N/A	06/01/2021	NA	<0.5	<0.5	<0.5	<0.5	<0.5	<1	<0.5	<1	<0.5	<0.5	<0.5	<0.5	<0.5	<2	<0.5	<2	<0.5	<2	<0.5	<0.5	<0.5	<0.5	<0.5	<1	<0.5	<0.5	<1	<1.5	<1	<0.5	NA	NA	NA	NA
92541705	TRIP BLANK	N/A	06/01/2021	NA	<0.5	<0.5	<0.5	<0.5	<0.5	<1	<0.5	<1	<0.5	<0.5	<0.5	<0.5	<0.5	<2	<0.5	<2	<0.5	<2	<0.5	<0.5	<0.5	<0.5	<0.5	<1	<0.5	<0.5	<1	<1.5	<1	<0.5	NA	NA	NA	NA
92542375	Trip Blank 1	N/A	06/03/2021	NA	<0.5	<0.5	<0.5	<0.5	<0.5	<1	<0.5	<1	<0.5	<0.5	<0.5	<0.5	<0.5	<2	<0.5	<2	<0.5	<2	<0.5	<0.5	<0.5	<0.5	<0.5	<1	<0.5	<0.5	<1	<1.5	<1	<0.5	NA	NA	NA	NA
92542375	Trip Blank 2	N/A	06/03/2021	NA	<0.5	<0.5	<0.5	<0.5	<0.5	<1	<0.5	<1	<0.5	<0.5	<0.5	<0.5	<0.5	<2	<0.5	<2	<0.5	<2	<0.5	<0.5	<0.5	<0.5	<0.5	<1	<0.5	<0.5	<1	<1.5	<1	<0.5	NA	NA	NA	NA
92542611	Trip Blank-1	N/A	06/04/2021	NA	<0.5	<0.5	<0.5	<0.5	<0.5	<1	<0.5	<1	<0.5	<0.5	<0.5	<0.5	<0.5	<2	<0.5	<2	<0.5	<2	<0.5	<0.5	<0.5	<0.5	<0.5	<1	<0.5	<0.5	<1	<1.5	<1	<0.5	NA	NA	NA	NA
92542611	Trip Blank-2	N/A	06/04/2021	NA	<0.5	<0.5	<0.5	<0.5	<0.5	<1	<0.5	<1	<0.5	<0.5	<0.5	<0.5	<0.5	<2	<0.5	<2	<0.5	<2	<0.5	<0.5	<0.5	<0.5	<0.5	<1	<0.5	<0.5	<1	<1.5	<1	<0.5	NA	NA	NA	NA
92541991	Trip Blank	N/A	06/02/2021	NA	<0.5	<0.5	<0.5	<0.5	<0.5	<1	<0.5	<1	<0.5	<0.5	<0.5	<0.5	<0.5	<2	<0.5	<2	<0.5	<2	<0.5	<0.5	<0.5	<0.5	<0.5	<1	<0.5	<0.5	<1	<1.5	<1	<0.5	NA	NA	NA	NA
92541992	Trip Blank	N/A	06/02/2021	NA	<0.5	<0.5	<0.5	<0.5	<0.5	<1	<0.5	<1	<0.5	<0.5	<0.5	<0.5	<0.5	<2	<0.5	<2	<0.5	<2	<0.5	<0.5	<0.5	<0.5	<0.5	<1	<0.5	<0.5	<1	<1.5	<1	<0.5	NA	NA	NA	NA
92541993	Trip Blank	N/A	06/02/2021	NA	<0.5	<0.5	<0.5	<0.5	<0.5	<1	<0.5	<1	<0.5	<0.5	<0.5	<0.5	<0.5	<2	<0.5	<2	<0.5	<2	<0.5	<0.5	<0.5	<0.5	<0.5	<1	<0.5	<0.5	<1	<1.5	<1	<0.5	NA	NA	NA	NA
92542350	Trip Blank	N/A	06/03/2021	NA	<0.5	<0.5	<0.5	<0.5	<0.5	<1	<0.5	<1	<0.5	<0.5	<0.5	<0.5	<0.5	<2	<0.5	<2	<0.5	<2	<0.5	<0.5	<0.5	<0.5	<0.5	<1	<0.5	<0.5	<1	<1.5	<1	<0.5	NA	NA	NA	NA
92542352	Trip Blank	N/A	06/03/2021	NA	<0.5	<0.5	<0.5	<0.5	<0.5	<1	<0.5	<1	<0.5	<0.5	<0.5	<0.5	<0.5	<2	<0.5	<2	<0.5	<2	<0.5	<0.5	<0.5	<0.5	<0.5	<1	<0.5	<0.5	<1	<1.5	<1	<0.5	NA	NA	NA	NA
92543881	Trip Blank	N/A	06/11/2021	NA	<0.5	<0.5	<0.5	<0.5	<0.5	<1	<0.5	<1	<0.5	<0.5	<0.5	<0.5	<0.5	<2	<0.5	<2	<0.5	<2	<0.5	<0.5	<0.5	<0.5	<0.5	<1	<0.5	<0.5	<1	<1.5	<1	<0.5	NA	NA	NA	NA
92544305	Trip Blank	N/A	06/15/2021	NA	<0.5	<0.5	<0.5	<0.5	<0.5	<1	<0.5	<1	<0.5	<0.5	<0.5	<0.5	<0.5	<2	<0.5	<2	<0.5	<2	<0.5	<0.5	<0.5	<0.5	<0.5	<1	<0.5	<0.5	<1	<1.5	<1	<0.5	NA	NA	NA	NA
92547898	Trip Blank	N/A	07/06/2021	NA	<0.5	<0.5	<0.5	<0.5	<0.5	<1	<0.5	<1	<0.5	<0.5	<0.5	<0.5	<0.5	<2	<0.5	<2	<0.5	<2	<0.5	<0.5	<0.5	<0.5	<0.5	<1	<0.5	<0.5	<1	<1	<1	<0.5	NA	NA	NA	NA
92547901	Trip Blank	N/A	07/06/2021	NA	<0.5	<0.5	<0.5	<0.5	<0.5	<1	<0.5	<1	<0.5	<0.5	<0.5	<0.5	<0.5	<2	<0.5	<2	<0.5	<2	<0.5	<0.5	<0.5	<0.5	<0.5	<1	<0.5	<0.5	<1	<1.5	<1	<0.5	NA	NA	NA	NA
92548170	Trip Blank	N/A	07/07/2021	NA	<0.5	<0.5	<0.5	<0.5	<0.5	<1	<0.5	<1	<0.5	<0.5	<0.5	<0.5	<0.5	<2	<0.5	<2	<0.5	<2	<0.5	<0.5	<0.5	<0.5	<0.5	<1	<0.5	<0.5	<1	<1.5	<1	<0.5	NA	NA	NA	NA
92548168	Trip Blank	N/A	07/07/2021	NA	<0.5	<0.5	<0.5	<0.5	<0.5	<1	<0.5	<1	<0.5	<0.5	<0.5	<0.5	<0.5	<2	<0.5	<2	<0.5	<2	<0.5	<0.5	<0.5	<0.5	<0.5	<1	<0.5	<0.5	<1	<1.5	<1	<0.5	NA	NA	NA	NA
92548169	Trip Blank	NA	07/07/2021	NA	<0.5	<0.5	<0.5	<0.5	<0.5	<1	<0.5	<1	<0.5	<0.5	<0.5	<0.5	<0.5	<2	<0.5	<2	<0.5	<2	<0.5	<0.5	<0.5	<0.5	<0.5	<1	<0.5	<0.5	<1	<1.5	<1	<0.5	NA	NA	NA	NA
92548527	Trip Blank	N/A	07/08/2021	NA	<0.5	<0.5	<0.5	<0.5	<0.5	<1	<0.5	<1	<0.5	<0.5	<0.5	<0.5	<0.5	<2	<0.5	<2	<0.5	<2	<0.5	<0.5	<0.5	<0.5	<0.5	<1	<0.5	<0.5	<1	<1.5	<1	<0.5	NA	NA	NA	NA
92548518	Trip Blank	N/A	07/08/2021	NA	<0.5	<0.5	<0.5	<0.5	<0.5	<1	<0.5	<1	<0.5	<0.5	<0.5	<0.5	<0.5	<2	<0.5	<2	<0.5	<2	<0.5	<0.5	<0.5	<0.5	<0.5	<1	<0.5	<0.5	<1	<1.5	<1	<0.5	NA	NA	NA	NA
92548519	Trip Blank	N/A	07/08/2021	NA	<0.5	<0.5	<0.5	<0.5	<0.5	<1	<0.5	<1	<0.5	<0.5	<0.5	<0.5	<0.5	<2	<0.5	<2	<0.5	<2	<0.5	<0.5	<0.5	<0.5	<0.5	<1	<0.5	<0.5	<1	<1.5	<1	<0.5	NA	NA	NA	NA
92548787	TRIP BLANK	N/A	07/09/2021	NA	<0.5	<0.5	<0.5	<0.5	<0.5	<1	<0.5	<1	<0.5	<0.5	<0.5	<0.5	<0.5	<2	<0.5	<2	<0.5	<2	<0.5	<0.5	<0.5	<0.5	<0.5	<1	<0.5	<0.5	<1	<1.5	<1	<0.5	NA	NA	NA	NA
92551297	TRIP BLANK	N/A	07/22/2021	NA	<0.5	<0.5	<0.5	<0.5	<0.5	<1	<0.5	<1	<0.5	<0.5	<0.5	<0.5	<0.5	<2	<0.5	<2	<0.5	<2	<0.5	<0.5	<0.5	<0.5	<0.5	<1	<0.5	<0.5	<1	<1.5	<1	<0.5	NA	NA	NA	NA
92551300	TRIP BLANK	N/A	07/22/2021	NA	<0.5	NA	NA	NA	NA	NA	NA	NA	NA	NA	NA	NA	NA	NA	NA	NA	NA	NA	NA	NA	NA	NA	NA	NA	NA	NA	NA	NA	NA	NA	NA	NA	NA	NA
92553065	TRIP BLANK	N/A	08/02/2021	NA	<0.5	<0.5	<0.5	<0.5	<0.5	<1	<0.5	<1	<0.5	<0.5	<0.5	<0.5	<0.5	<2	<0.5	<2	<0.5	<2	<0.5	<0.5	<0.5	<0.5	<0.5	<1	<0.5	<0.5	<1	<1.5	<1	<0.5	NA	NA	NA	NA
92552929	TRIP BLANK	N/A	08/02/2021	NA	<0.5	<0.5	<0.5	<0.5	<0.5	<1	<0.5	<1	<0.5	<0.5	<0.5	<0.5	<0.5	<2	<0.5	<2	<0.5	<2	<0.5	<0.5	<0.5	<0.5	<0.5	<1	<0.5	<0.5	<1	<1.5	<1	<0.5	NA	NA	NA	NA
92553185	TRIP BLANK	N/A	08/03/2021	NA	<0.5	<0.5	<0.5	<0.5	<0.5	<1	<0.5	<1	<0.5	<0.5	<0.5	<0.5	<0.5	<2	<0.5	<2	<0.5	<2	<0.5	<0.5	<0.5	<0.5	<0.5	<1	<0.5	<0.5	<1	<1.5	<1	<0.5	NA	NA	NA	NA
92553189	TRIP BLANK	N/A	08/03/2021	NA	<0.5	<0.5	<0.5	<0.5	<0.5	<1	<0.5	<1	<0.5	<0.5	<0.5	<0.5	<0.5	<2	<0.5	<2	<0.5	<2	<0.5	<0.5	<0.5	<0.5	<0.5	<1	<0.5	<0.5	<1	<1.5	<1	<0.5	NA	NA	NA	NA
92553563	TRIP BLANK	NA	08/04/2021	NA	<0.5	<0.5	<0.5	<0.5	<0.5	<1	<0.5	<1	<0.5	<0.5	<0.5	<0.5	<0.5	<2	<0.5	<2	<0.5	<2	<0.5	<0.5	<0.5	<0.5	<0.5	<1	<0.5	<0.5	<1	<1.5	<1	<0.5	NA	NA	NA	NA
92553519	TRIP BLANK	NA	08/04/2021	NA	<0.5	<0.5	<0.5	<0.5	<0.5	<1	<0.5	<1	<0.5	<0.5	<0.5	<0.5	<0.5	<2	<0.5	<2	<0.5	<2	<0.5	<0.5	<0.5	<0.5	<0.5	<1	<0.5	<0.5	<1	<1.5	<1	<0.5	NA	NA	NA	NA
92554137	Trip Blank	NA	08/05/2021	NA	<0.5	<0.5	<0.5	<0.5	<0.5	<1	<0.5	<1	<0.5	<0.5	<0.5	<0.5	<0.5	<2	<0.5	<2	<0.5	<2	<0.5	<0.5	<0.5	<0.5	<0.5	<1	<0.5	<0.5	<1	<1.5	<1	<0.5	NA	NA	NA	NA
92554285	TB-2	NA	08/06/2021	NA	<0.5	<0.5	<0.5	<0.5	<0.5	<1	<0.5	<1	<0.5	<0.5	<0.5	<0.5	<0.5	<2	<0.5	<2	<0.5	<2	<0.5	<0.5	<0.5	<0.5	<0.5	<1	<0.5	<0.5	<1	<1.5	<1	<0.5	NA	NA	NA	NA
92554285	Trip Blank	NA	08/06/2021	NA	<0.5	<0.5	<0.5	<0.5	<0.5	<1	<0.5	<1	<0.5	<0.5	<0.5	<0.5	<0.5	<2	<0.5	<2	<0.5	<2	<0.5	<0.5	<0.5	<0.5	<0.5	<1	<0.5	<0.5	<1	<1.5	<1	<0.5	NA	NA	NA	NA
92558448	TRIP BLANK	NA	08/30/2021	NA	<0.5	<0.5	<0.5	<0.5	<0.5	<1	<0.5	<1	<0.5	<0.5	<0.5	<0.5	<0.5	<2	<0.5	<2	<0.5	<2	<0.5	<0.5	<0.5	<0.5	<0.5	<1	<0.5	<0.5	<1	<1.5	<1	<0.5	NA	NA	NA	NA
92558450	TRIP BLANK	NA	08/30/2021	NA	<0.5	<0.5	<0.5	<0.5	<0.5	<1	<0.5	<1	<0.5	<0.5	<0.5	<0.5	<0.5	<2	<0.5	<2	<0.5	<2	<0.5	<0.5	<0.5	<0.5	<0.5	<1	<0.5	<0.5	<1	<1.5	<1	<0.5	NA	NA	NA	NA
92558446	TRIP BLANK	NA	08/30/2021	NA	<0.5	<0.5	<0.5	<0.5	<0.5	<1	<0.5	<1	<0.5	<0.5	<0.5	<0.5	<0.5	<2	<0.5	<2	<0.5	<2	<0.5	<0.5	<0.5	<0.5	<0.5	<1	<0.5	<0.5	<1	<1.5	<1	<0.5	NA	NA	NA	NA
92558740	TRIP BLANK	NA	08/31/2021	NA	<0.5	<0.5	<0.5	<0.5	<0.5	<1	<0.5	<1	<0.5	<0.5	<0.5	<0.5	<0.5	<2	<0.5	<2	<0.5	<2	<0.5	<0.5	<0.5	<0.5	<0.5	<1	<0.5	<0.5	<1	<1.5	<1	<0.5	NA	NA	NA	NA
92558738	TRIP BLANK	NA	08/31/2021	NA	<0.5	<0.5	<0.5	<0.5	<0.5	<1	<0.5	<1	<0.5	<0.5	<0.5	<0.5	<0.5	<2	<0.5	<2	<0.5	<2	<0.5	<0.5	<0.5	<0.5	<0.5	<1	<0.5	<0.5	<1	<1.5	<1	<0.5	NA	NA	NA	NA
92559014	TRIP BLANK-1	NA	09/01/2021	NA	<0.5	<0.5	<0.5	<0.5	<0.5	<1	<0.5	<1	<0.5	<0.5	<0.5	<0.5	<0.5	<2	<0.5	<2	<0.5	<2	<0.5	<0.5	<0.5	<0.5	<0.5	<1	<0.5	<0.5	<1	<1.5	<1	<0.5	NA	NA	NA	NA
92559014	TRIP BLANK-2	NA	09/01/2021	NA	<0.5	<0.5	<0.5	<0.5	<0.5	<1	<0.5	<1	<0.5	<0.5	<0.5	<0.5	<0.5	<2	<0.5	<2	<0.5	<2	<0.5	<0.5	<0.5	<0.5	<0.5	<1	<0.5	<0.5	<1	<1.5	<1	<0.5	NA	NA	NA	NA
92559014	TRIP BLANK-3	NA	09/01/2021	NA	<0.5	<0.5	<0.5	<0.5	<0.5	<1	<0.5	<1	<0.5	<0.5	<0.5	<0.5	<0.5	<2	<0.5	<2	<0.5	<2	<0.5	<0.5	<0.5	<0.5	<0.5	<1	<0.5	<0.5	<1	<1.5	<1	<0.5	NA	NA	NA	NA
92559334	TRIP BLANK	NA	09/02/2021	NA	<0.5	<0.5	<0.5	<0.5	<0.5	<1	<0.5	<1	<0.5	<0.5	<0.5	<0.5	<0.5	<2	<0.5	<2	<0.5	<2	<0.5	<0.5	<0.5	<0.5	<0.5	<1	<0.5	<0.5	<1	<1.5	<1	<0.5	NA	NA	NA	NA
92559360	TRIP-1	NA	09/02/2021	NA	<0.5	<0.5	<0.5	<0.5	<0.5	<1	<0.5	<1	<0.5	<0.5	<0.5	<0.5	<0.5	<2	<0.5	<2	<0.5	<2	<0.5	<0.5	<0.5	<0.5	<0.5	<1	<0.5	<0.5	<1	<1.5	<1	<0.5	NA	NA	NA	NA
92559360	TRIP-2	NA	09/02/2021	NA	<0.5	<0.5	<0.5	<0.5	<0.5	<1	<0.5	<1	<0.5	<0.5	<0.5	<0.5	<0.5	<2	<0.5	<2	<0.5	<2	<0.5	<0.5	<0.5	<0.5	<0.5	<1	<0.5	<0.5	<1	<1.5	<1	<0.5	NA	NA	NA	NA
92559360	TRIP-3	NA	09/02/2021	NA	<0.5	<0.5	<0.5	<0.5	<0.5	<1	<0.5	<1	<0.5	<0.5	<0.5	<0.5	<0.5	<2	<0.5	<2	<0.5	<2	<0.5	<0.5	<0.5	<0.5	<0.5	<1	<0.5	<0.5	<1	<1.5	<1	<0.5	NA	NA	NA	NA
92563487	TRIP BLANK	NA	09/27/2021	NA	<0.5	<0.5	<0.5	<0.5	<0.5	<0.5	<0.5	<1	<0.5	<0.5	<0.5	<0.5	<0.5	<0.6	<0.5	**0.90J**	<0.5	<0.5	<0.5	<0.5	<0.5	<0.5	<0.5	<0.5	<0.5	<0.5	<0.5	<0.5	<1.5	<1	<0.5	NA	NA	NA	NA
92563804	TRIP BLANK	NA	09/28/2021	NA	<0.5	<0.5	<0.5	<0.5	<0.5	<0.5	<0.5	<0.6	<0.5	<0.5	<0.5	<0.5	<0.5	<0.6	<0.5	**0.73J**	<0.5	<0.5	<0.5	<0.5	<0.5	<0.5	<0.5	<0.5	<0.5	<0.5	<0.5	<0.5	<1.5	<1	<0.5	NA	NA	NA	NA

Table 5A
Summary of Monitoring Well Sampling Results

Colonial Pipeline Company
2020-L1-SR2448
Huntersville, North Carolina

Lab Report Number	Sample ID	Well ID	Sample Date	Metals (µg/L)	VOCs (µg/L)																												MADEP VPH (µg/L)			
				Lead	Benzene	Bromochloromethane	Bromodichloromethane	n-Butylbenzene	sec-Butylbenzene	Chloroethane	Chloroform	Chloromethane	2-Chlorotoluene	Dibromochloromethane	1,2-Dichloroethane	Diisopropyl ether	Ethylbenzene	Hexachloro-1,3-butadiene	Isopropylbenzene (Cumene)	Methylene Chloride	Methyl-tert-butyl ether	Naphthalene	n-Propylbenzene	Styrene	Tetrachloroethene	Toluene	Trichloroethene	Trichlorofluoromethane	1,2,4-Trimethylbenzene	1,3,5-Trimethylbenzene	Vinyl chloride	Xylene (Total)	m&p-Xylene	o-Xylene	C5 - C8 Aliphatics	C9 - C12 Aliphatics	C9 - C10 Aromatics	VPH (Total)
NCAC 2L Standards				**15**	**1**	**NE**	**0.6**	**70**	**70**	**3000**	**70**	**3**	**100**	**0.4**	**0.4**	**70**	**600**	**0.4**	**70**	**5**	**20**	**6**	**70**	**70**	**0.7**	**600**	**3**	**2000**	**400**	**400**	**0.03**	**500**	**500**	**500**	**400**	**700**	**200**	**NE**
IMAC Standards				--	--	--	--	--	--	--	--	--	--	--	--	--	--	--	--	--	--	--	--	--	--	--	--	--	--	--	--	--	--	--	--	--	--
92564084	TRIP BLANK	NA	09/29/2021	NA	<0.5	<0.5	<0.5	<0.5	<0.5	<0.5	<0.5	<2	<0.5	<0.5	<0.5	<0.5	<0.5	<0.6	<0.5	**0.64J**	<0.5	<0.5	<0.5	<0.5	<0.5	<0.5	<0.5	<0.5	<0.5	<0.5	<0.5	<1.5	<1	<0.5	<100	<100	<100	NA
92564327	TRIP BLANK	NA	09/30/2021	NA	<0.5	<0.5	<0.5	<0.5	<0.5	<0.5	<0.5	<0.6	<0.5	<0.5	<0.5	<0.5	<0.5	<0.6	<0.5	**0.61J**	<0.5	<0.5	<0.5	<0.5	<0.5	<0.5	<0.5	<0.5	<0.5	<0.5	<0.5	<1.5	<1	<0.5	NA	NA	NA	NA
92564336	TRIP BLANK	NA	09/30/2021	NA	<0.5	<0.5	<0.5	<0.5	<0.5	<0.5	<0.5	<0.6	<0.5	<0.5	<0.5	<0.5	<0.5	<0.6	<0.5	**0.66J**	<0.5	<0.5	<0.5	<0.5	<0.5	<0.5	<0.5	<0.5	<0.5	<0.5	<0.5	<1.5	<1	<0.5	NA	NA	NA	NA
92564333	TRIP BLANK	NA	09/30/2021	NA	<0.5	<0.5	<0.5	<0.5	<0.5	<0.5	<0.5	<0.6	<0.5	<0.5	<0.5	<0.5	<0.5	<0.6	<0.5	**0.75J**	<0.5	<0.5	<0.5	<0.5	<0.5	<0.5	<0.5	<0.5	<0.5	<0.5	<0.5	<1.5	<1	<0.5	<100	<100	<100	NA
92565572	Trip Blank	NA	10/07/2021	NA	<0.5	<0.5	<0.5	<0.5	<0.5	<1	<0.5	<1	<0.5	<0.5	<0.5	<0.5	<0.5	<2	<0.5	<2	<0.5	<2	<0.5	<0.5	<0.5	<0.5	<0.5	<1	<0.5	<0.5	<1	<1.5	<1	<0.5	NA	NA	NA	NA
92564680	TRIP BLANK	NA	10/04/2021	NA	<0.5	<0.5	<0.5	<0.5	<0.5	<0.5	<0.5	<0.6	<0.5	<0.5	<0.5	<0.5	<0.5	<0.6	<0.5	**1.0J**	<0.5	<0.5	<0.5	<0.5	<0.5	<0.5	<0.5	<0.5	<0.5	<0.5	<0.5	<1.5	<1	<0.5	NA	NA	NA	NA
92564679	TRIP BLANK	NA	10/04/2021	NA	<0.5	<0.5	<0.5	<0.5	<0.5	<0.5	<0.5	<0.6	<0.5	<0.5	<0.5	<0.5	<0.5	<0.6	<0.5	**0.92J**	<0.5	<0.5	<0.5	<0.5	<0.5	<0.5	<0.5	<0.5	<0.5	<0.5	<0.5	<1.5	<1	<0.5	NA	NA	NA	NA
92564770	TRIP BLANK	NA	10/05/2021	NA	<0.5	<0.5	<0.5	<0.5	<0.5	<0.5	<0.5	<0.6	<0.5	<0.5	<0.5	<0.5	<0.5	<0.6	<0.5	**1.0J**	<0.5	<0.5	<0.5	<0.5	<0.5	<0.5	<0.5	<0.5	<0.5	<0.5	<0.5	<1.5	<1	<0.5	NA	NA	NA	NA
92564678	TRIP BLANK	NA	10/04/2021	NA	<0.5	<0.5	<0.5	<0.5	<0.5	<0.5	<0.5	<0.6	<0.5	<0.5	<0.5	<0.5	<0.5	<0.6	<0.5	**1.1J**	<0.5	<0.5	<0.5	<0.5	<0.5	<0.5	<0.5	<0.5	<0.5	<0.5	<0.5	<1.5	<1	<0.5	NA	NA	NA	NA
92566046	TRIP BLANK_20211011	NA	10/11/2021	NA	<0.5	<0.5	<0.5	<0.5	<0.5	<0.5	<0.5	<2	<0.5	<0.5	<0.5	<0.5	<0.5	<0.6	<0.5	**1.1J**	<0.5	<0.5	<0.5	<0.5	<0.5	<0.5	<0.5	<0.5	<0.5	<0.5	<0.5	<1.5	<1	<0.5	NA	NA	NA	NA
92569880	TRIP BLANK	NA	11/01/2021	NA	<0.5	<0.5	<0.5	<0.5	<0.5	<1	<0.5	<1	<0.5	<0.5	<0.5	<0.5	<0.5	<2	<0.5	<2	<0.5	<2	<0.5	<0.5	<0.5	<0.5	<0.5	<1	<0.5	<0.5	<1	<1.5	<1	<0.5	NA	NA	NA	NA
92569881	TRIP BLANK	NA	11/01/2021	NA	<0.5	<0.5	<0.5	<0.5	<0.5	<1	<0.5	<1	<0.5	<0.5	<0.5	<0.5	<0.5	<2	<0.5	<2	<0.5	<2	<0.5	<0.5	<0.5	<0.5	<0.5	<1	<0.5	<0.5	<1	<1.5	<1	<0.5	NA	NA	NA	NA
92569882	TRIP BLANK	NA	11/01/2021	NA	<0.5	<0.5	<0.5	<0.5	<0.5	<1	<0.5	<1	<0.5	<0.5	<0.5	<0.5	<0.5	<2	<0.5	<2	<0.5	<2	<0.5	<0.5	<0.5	<0.5	<0.5	<1	<0.5	<0.5	<1	<1.5	<1	<0.5	NA	NA	NA	NA
92570178	TRIP BLANK	NA	11/02/2021	NA	<0.5	<0.5	<0.5	<0.5	<0.5	<1	<0.5	<1	<0.5	<0.5	<0.5	<0.5	<0.5	<2	<0.5	<2	<0.5	<2	<0.5	<0.5	<0.5	<0.5	<0.5	<1	<0.5	<0.5	<1	<1.5	<1	<0.5	NA	NA	NA	NA
92570181	TRIP BLANK-1	NA	11/02/2021	NA	<0.5	<0.5	<0.5	<0.5	<0.5	<1	<0.5	<1	<0.5	<0.5	<0.5	<0.5	<0.5	<2	<0.5	<2	<0.5	<2	<0.5	<0.5	<0.5	<0.5	<0.5	<1	<0.5	<0.5	<1	<1.5	<1	<0.5	NA	NA	NA	NA
92570181	TRIP BLANK-2	NA	11/02/2021	NA	<0.5	<0.5	<0.5	<0.5	<0.5	<1	<0.5	<1	<0.5	<0.5	<0.5	<0.5	<0.5	<2	<0.5	<2	<0.5	<2	<0.5	<0.5	<0.5	<0.5	<0.5	<1	<0.5	<0.5	<1	<1.5	<1	<0.5	NA	NA	NA	NA
92570483	TRIP BLANK	NA	11/03/2021	NA	<0.5	<0.5	<0.5	<0.5	<0.5	<1	<0.5	<1	<0.5	<0.5	<0.5	<0.5	<0.5	<2	<0.5	<2	<0.5	<2	<0.5	<0.5	<0.5	<0.5	<0.5	<1	<0.5	<0.5	<1	<1.5	<1	<0.5	NA	NA	NA	NA
92570816	TRIP BLANK	NA	11/04/2021	NA	<0.5	<0.5	<0.5	<0.5	<0.5	<1	<0.5	<1	<0.5	<0.5	<0.5	<0.5	<0.5	<2	<0.5	<2	<0.5	<2	<0.5	<0.5	<0.5	<0.5	<0.5	<1	<0.5	<0.5	<1	<1.5	<1	<0.5	NA	NA	NA	NA
92571046	TRIP BLANK	NA	11/05/2021	NA	<0.5	<0.5	<0.5	<0.5	<0.5	<1	<0.5	<1	<0.5	<0.5	<0.5	<0.5	<0.5	<2	<0.5	<2	<0.5	<2	<0.5	<0.5	<0.5	<0.5	<0.5	<1	<0.5	<0.5	<1	<1.5	<1	<0.5	NA	NA	NA	NA
92571040	TRIP BLANK	NA	11/05/2021	NA	<0.5	<0.5	<0.5	<0.5	<0.5	<1	<0.5	<1	<0.5	<0.5	<0.5	<0.5	<0.5	<2	<0.5	<2	<0.5	<2	<0.5	<0.5	<0.5	<0.5	<0.5	<1	<0.5	<0.5	<1	<1.5	<1	<0.5	NA	NA	NA	NA
92573585	TRIP BLANK	NA	11/19/2021	NA	<0.5	<0.5	<0.5	<0.5	<0.5	<1	<0.5	<1	<0.5	<0.5	<0.5	<0.5	<0.5	<2	<0.5	<2	<0.5	<2	<0.5	<0.5	<0.5	<0.5	<0.5	<1	<0.5	<0.5	<1	<1.5	<1	<0.5	NA	NA	NA	NA
92574910	TRIP BLANK	NA	11/30/2021	NA	<0.5	<0.5	<0.5	<0.5	<0.5	<1	<0.5	<1	<0.5	<0.5	<0.5	<0.5	<0.5	<2	<0.5	<2	<0.5	<2	<0.5	<0.5	<0.5	<0.5	<0.5	<1	<0.5	<0.5	<1	<1.5	<1	<0.5	NA	NA	NA	NA
92574894	TRIP BLANK	NA	11/30/2021	NA	<0.5	<0.5	<0.5	<0.5	<0.5	<1	<0.5	<1	<0.5	<0.5	<0.5	<0.5	<0.5	<2	<0.5	<2	<0.5	<2	<0.5	<0.5	<0.5	<0.5	<0.5	<1	<0.5	<0.5	<1	<1.5	<1	<0.5	NA	NA	NA	NA
92574905	TRIP BLANK	NA	11/30/2021	NA	<0.5	<0.5	<0.5	<0.5	<0.5	<1	<0.5	<1	<0.5	<0.5	<0.5	<0.5	<0.5	<2	<0.5	<2	<0.5	<2	<0.5	<0.5	<0.5	<0.5	<0.5	<1	<0.5	<0.5	<1	<1.5	<1	<0.5	<50	<50	<50	<50
92574898	TRIP BLANK	NA	11/30/2021	NA	<0.5	<0.5	<0.5	<0.5	<0.5	<1	<0.5	<1	<0.5	<0.5	<0.5	<0.5	<0.5	<2	<0.5	<2	<0.5	<2	<0.5	<0.5	<0.5	<0.5	<0.5	<1	<0.5	<0.5	<1	<1.5	<1	<0.5	NA	NA	NA	NA
92575208	TRIP BLANK	NA	12/01/2021	NA	<0.5	<0.5	<0.5	<0.5	<0.5	<1	<0.5	<1	<0.5	<0.5	<0.5	<0.5	<0.5	<2	<0.5	<2	<0.5	<2	<0.5	<0.5	<0.5	<0.5	<0.5	<1	<0.5	<0.5	<1	<1.5	<1	<0.5	NA	NA	NA	NA
92575462	Trip Blank	NA	12/01/2021	NA	<0.5	<0.5	<0.5	<0.5	<0.5	<1	<0.5	<1	<0.5	<0.5	<0.5	<0.5	<0.5	<2	<0.5	<2	<0.5	<2	<0.5	<0.5	<0.5	<0.5	<0.5	<1	<0.5	<0.5	<1	<1.5	<1	<0.5	NA	NA	NA	NA
92575206	TRIP BLANK	NA	12/01/2021	NA	<0.5	<0.5	<0.5	<0.5	<0.5	<1	<0.5	<1	<0.5	<0.5	<0.5	<0.5	<0.5	<2	<0.5	<2	<0.5	<2	<0.5	<0.5	<0.5	<0.5	<0.5	<1	<0.5	<0.5	<1	<1.5	<1	<0.5	NA	NA	NA	NA
92575479	TRIP BLANK	NA	12/02/2021	NA	<0.5	<0.5	<0.5	<0.5	<0.5	<1	<0.5	<1	<0.5	<0.5	<0.5	<0.5	<0.5	<2	<0.5	<2	<0.5	<2	<0.5	<0.5	<0.5	<0.5	<0.5	<1	<0.5	<0.5	<1	<1.5	<1	<0.5	<50	<50	<50	<50
92575654	Trip Blank	NA	12/02/2021	NA	<0.5	<0.5	<0.5	<0.5	<0.5	<1	<0.5	<1	<0.5	<0.5	<0.5	<0.5	<0.5	<2	<0.5	<2	<0.5	<2	<0.5	<0.5	<0.5	<0.5	<0.5	<1	<0.5	<0.5	<1	<1.5	<1	<0.5	NA	NA	NA	NA
92575770	TRIP BLANK	NA	12/03/2021	NA	<0.5	<0.5	<0.5	<0.5	<0.5	<1	<0.5	<1	<0.5	<0.5	<0.5	<0.5	<0.5	<2	<0.5	<2	<0.5	<2	<0.5	<0.5	<0.5	<0.5	<0.5	<1	<0.5	<0.5	<1	<1.5	<1	<0.5	NA	NA	NA	NA
92578676	TRIP BLANK	NA	12/16/2021	NA	<0.5	<0.5	<0.5	<0.5	<0.5	<1	<0.5	<1	<0.5	<0.5	<0.5	<0.5	<0.5	<2	<0.5	<2	<0.5	<2	<0.5	<0.5	<0.5	<0.5	<0.5	<1	<0.5	<0.5	<1	<1.5	<1	<0.5	NA	NA	NA	NA
92580647	TRIP BLANK	NA	01/03/2022	NA	<0.5	<0.5	<0.5	<0.5	<0.5	<1	<0.5	<1	<0.5	<0.5	<0.5	<0.5	<0.5	<2	<0.5	<2	<0.5	<2	<0.5	<0.5	<0.5	<0.5	<0.5	<1	<0.5	<0.5	<1	<1.5	<1	<0.5	NA	NA	NA	NA
92580642	TRIP BLANK	NA	01/03/2022	NA	<0.5	<0.5	<0.5	<0.5	<0.5	<1	<0.5	<1	<0.5	<0.5	<0.5	<0.5	<0.5	<2	<0.5	<2	<0.5	<2	<0.5	<0.5	<0.5	<0.5	<0.5	<1	<0.5	<0.5	<1	<1.5	<1	<0.5	NA	NA	NA	NA
92580644	TRIP BLANK	NA	01/03/2022	NA	<0.5	<0.5	<0.5	<0.5	<0.5	<1	<0.5	<1	<0.5	<0.5	<0.5	<0.5	<0.5	<2	<0.5	<2	<0.5	<2	<0.5	<0.5	<0.5	<0.5	<0.5	<1	<0.5	<0.5	<1	<1.5	<1	<0.5	NA	NA	NA	NA
92580901	TRIP BLANK	NA	01/04/2022	NA	<0.5	<0.5	<0.5	<0.5	<0.5	<1	<0.5	<1	<0.5	<0.5	<0.5	<0.5	<0.5	<2	<0.5	<2	<0.5	<2	<0.5	<0.5	<0.5	<0.5	<0.5	<1	<0.5	<0.5	<1	<1.5	<1	<0.5	NA	NA	NA	NA
92580903	TRIP BLANK	NA	01/04/2022	NA	<0.5	<0.5	<0.5	<0.5	<0.5	<1	<0.5	<1	<0.5	<0.5	<0.5	<0.5	<0.5	<2	<0.5	<2	<0.5	<2	<0.5	<0.5	<0.5	<0.5	<0.5	<1	<0.5	<0.5	<1	<1.5	<1	<0.5	NA	NA	NA	NA
92581193	TRIP BLANK	NA	01/05/2022	NA	<0.5	<0.5	<0.5	<0.5	<0.5	<1	<0.5	<1	<0.5	<0.5	<0.5	<0.5	<0.5	<2	<0.5	<2	<0.5	<2	<0.5	<0.5	<0.5	<0.5	<0.5	<1	<0.5	<0.5	<1	<1.5	<1	<0.5	NA	NA	NA	NA
92583209	TRIP BLANK	NA	01/05/2022	NA	<0.5	<0.5	<0.5	<0.5	<0.5	<1	<0.5	<1	<0.5	<0.5	<0.5	<0.5	<0.5	<2	<0.5	<2	<0.5	<2	<0.5	<0.5	<0.5	<0.5	<0.5	<1	<0.5	<0.5	<1	<1.5	<1	<0.5	NA	NA	NA	NA
92583376	TRIP BLANK	NA	01/06/2022	NA	<0.5	<0.5	<0.5	<0.5	<0.5	<1	<0.5	<1	<0.5	<0.5	<0.5	<0.5	<0.5	<2	<0.5	<2	<0.5	<2	<0.5	<0.5	<0.5	<0.5	<0.5	<1	<0.5	<0.5	<1	<1.5	<1	<0.5	NA	NA	NA	NA
92581679	TRIP BLANK	NA	01/07/2022	NA	<0.5	<0.5	<0.5	<0.5	<0.5	<1	<0.5	<1	<0.5	<0.5	<0.5	<0.5	<0.5	<2	<0.5	<2	<0.5	<2	<0.5	<0.5	<0.5	<0.5	<0.5	<1	<0.5	<0.5	<1	<1.5	<1	<0.5	NA	NA	NA	NA
92581742	TRIP BLANK	NA	01/07/2022	NA	<0.5	<0.5	<0.5	<0.5	<0.5	<1	<0.5	<1	<0.5	<0.5	<0.5	<0.5	<0.5	<2	<0.5	<2	<0.5	<2	<0.5	<0.5	<0.5	<0.5	<0.5	<1	<0.5	<0.5	<1	<1.5	<1	<0.5	NA	NA	NA	NA
92581834	TRIP BLANK	NA	01/10/2022	NA	<0.5	<0.5	<0.5	<0.5	<0.5	<1	<0.5	<1	<0.5	<0.5	<0.5	<0.5	<0.5	<2	<0.5	<2	<0.5	<2	<0.5	<0.5	<0.5	<0.5	<0.5	<1	<0.5	<0.5	<1	<1.5	<1	<0.5	NA	NA	NA	NA
92585316	TRIP BLANK	NA	01/31/2022	NA	<0.5	<0.5	<0.5	<0.5	<0.5	<1	<0.5	<1	<0.5	<0.5	<0.5	<0.5	<0.5	<2	<0.5	<2	<0.5	<2	<0.5	<0.5	<0.5	<0.5	<0.5	<1	<0.5	<0.5	<1	<1.5	<1	<0.5	NA	NA	NA	NA
92585314	TRIP BLANK	NA	01/31/2022	NA	<0.5	<0.5	<0.5	<0.5	<0.5	<1	<0.5	<1	<0.5	<0.5	<0.5	<0.5	<0.5	<2	<0.5	<2	<0.5	<2	<0.5	<0.5	<0.5	<0.5	<0.5	<1	<0.5	<0.5	<1	<1.5	<1	<0.5	NA	NA	NA	NA
92585315	TRIP BLANK	NA	01/31/2022	NA	<0.5	<0.5	<0.5	<0.5	<0.5	<1	<0.5	<1	<0.5	<0.5	<0.5	<0.5	<0.5	<2	<0.5	<2	<0.5	<2	<0.5	<0.5	<0.5	<0.5	<0.5	<1	<0.5	<0.5	<1	<1.5	<1	<0.5	NA	NA	NA	NA
92585559	TRIP BLANK	NA	02/01/2022	NA	<0.5	<0.5	<0.5	<0.5	<0.5	<1	<0.5	<1	<0.5	<0.5	<0.5	<0.5	<0.5	<2	<0.5	<2	<0.5	<2	<0.5	<0.5	<0.5	<0.5	<0.5	<1	<0.5	<0.5	<1	<1.5	<1	<0.5	NA	NA	NA	NA
92585562	TRIP BLANK	NA	02/01/2022	NA	<0.5	<0.5	<0.5	<0.5	<0.5	<1	<0.5	<1	<0.5	<0.5	<0.5	<0.5	<0.5	<2	<0.5	<2	<0.5	<2	<0.5	<0.5	<0.5	<0.5	<0.5	<1	<0.5	<0.5	<1	<1.5	<1	<0.5	NA	NA	NA	NA
92585560	TRIP BLANK	NA	02/01/2022	NA	<0.5	<0.5	<0.5	<0.5	<0.5	<1	<0.5	<1	<0.5	<0.5	<0.5	<0.5	<0.5	<2	<0.5	<2	<0.5	<2	<0.5	<0.5	<0.5	<0.5	<0.5	<1	<0.5	<0.5	<1	<1.5	<1	<0.5	NA	NA	NA	NA
92585899	TRIP BLANK	NA	02/02/2022	NA	<0.5	<0.5	<0.5	<0.5	<0.5	<1	<0.5	<1	<0.5	<0.5	<0.5	<0.5	<0.5	<2	<0.5	<2	<0.5	<2	<0.5	<0.5	<0.5	<0.5	<0.5	<1	<0.5	<0.5	<1	<1.5	<1	<0.5	NA	NA	NA	NA
92585897	TRIP BLANK	NA	02/02/2022	NA	<0.5	<0.5	<0.5	<0.5	<0.5	<1	<0.5	<1	<0.5	<0.5	<0.5	<0.5	<0.5	<2	<0.5	<2	<0.5	<2	<0.5	<0.5	<0.5	<0.5	<0.5	<1	<0.5	<0.5	<1	<1.5	<1	<0.5	NA	NA	NA	NA

Table 5A
Summary of Monitoring Well Sampling Results

Colonial Pipeline Company
2020-L1-SR2448
Huntersville, North Carolina

Lab Report Number	Sample ID	Well ID	Sample Date	Metals (µg/L)	VOCs (µg/L)																												MADEP VPH (µg/L)			
				Lead	Benzene	Bromochloromethane	Bromodichloromethane	n-Butylbenzene	sec-Butylbenzene	Chloroethane	Chloroform	Chloromethane	2-Chlorotoluene	Dibromochloromethane	1,2-Dichloroethane	Diisopropyl ether	Ethylbenzene	Hexachloro-1,3-butadiene	Isopropylbenzene (Cumene)	Methylene Chloride	Methyl-tert-butyl ether	Naphthalene	n-Propylbenzene	Styrene	Tetrachloroethene	Toluene	Trichloroethene	Trichlorofluoromethane	1,2,4-Trimethylbenzene	1,3,5-Trimethylbenzene	Vinyl chloride	Xylene (Total)	m&p-Xylene	o-Xylene	C5 - C8 Aliphatics	C9 - C12 Aliphatics	C9 - C10 Aromatics	VPH (Total)
NCAC 2L Standards				**15**	**1**	**NE**	**0.6**	**70**	**70**	**3000**	**70**	**3**	**100**	**0.4**	**0.4**	**70**	**600**	**0.4**	**70**	**5**	**20**	**6**	**70**	**70**	**0.7**	**600**	**3**	**2000**	**400**	**400**	**0.03**	**500**	**500**	**500**	**400**	**700**	**200**	**NE**
IMAC Standards				--	--	--	--	--	--	--	--	--	--	--	--	--	--	--	--	--	--	--	--	--	--	--	--	--	--	--	--	--	--	--	--	--	--
92585900	TRIP BLANK	NA	02/02/2022	NA	<0.5	<0.5	<0.5	<0.5	<0.5	<1	<0.5	<1	<0.5	<0.5	<0.5	<0.5	<0.5	<2	<0.5	<2	<0.5	<2	<0.5	<0.5	<0.5	<0.5	<0.5	<1	<0.5	<0.5	<1	<1.5	<1	<0.5	NA	NA	NA	NA
92499587	EB-1-20201007	N/A	10/07/2020	<5	<0.5	<0.5	<0.5	<0.5	<0.5	<1	<0.5	<1	<0.5	<0.5	<0.5	<0.5	<0.5	<2	<0.5	<2	<0.5	<2	<0.5	<0.5	<0.5	<0.5	<0.5	<1	<0.5	<0.5	<1	<1.5	<1	<0.5	<100	<100	<100	<100
92499587	FB-1-20201007	N/A	10/07/2020	<5	<0.5	<0.5	<0.5	<0.5	<0.5	<1	<0.5	<1	<0.5	<0.5	<0.5	<0.5	<0.5	<2	<0.5	<2	<0.5	<2	<0.5	<0.5	<0.5	<0.5	<0.5	<1	<0.5	<0.5	<1	<1.5	<1	<0.5	<100	<100	<100	<100
92500605	EB-1-20201007	N/A	10/07/2020	<5	<0.5	<0.5	<0.5	<0.5	<0.5	<1	<0.5	<1	<0.5	<0.5	<0.5	<0.5	<0.5	<2	<0.5	<2	<0.5	<2	<0.5	<0.5	<0.5	<0.5	<0.5	<1	<0.5	<0.5	<1	<1.5	<1	<0.5	<100	<100	<100	<100
92500605	FB-1-20201007	N/A	10/07/2020	<5	<0.5	<0.5	<0.5	<0.5	<0.5	<1	<0.5	<1	<0.5	<0.5	<0.5	<0.5	<0.5	<2	<0.5	<2	<0.5	<2	<0.5	<0.5	<0.5	<0.5	<0.5	<1	<0.5	<0.5	<1	<1.5	<1	<0.5	<100	<100	<100	<100
92500606	EB-1-20201007	N/A	10/07/2020	<5	<0.5	<0.5	<0.5	<0.5	<0.5	<1	<0.5	<1	<0.5	<0.5	<0.5	<0.5	<0.5	<2	<0.5	<2	<0.5	<2	<0.5	<0.5	<0.5	<0.5	<0.5	<1	<0.5	<0.5	<1	<1.5	<1	<0.5	<100	<100	<100	<100
92500606	FB-1-20201007	N/A	10/07/2020	<5	<0.5	<0.5	<0.5	<0.5	<0.5	<1	<0.5	<1	<0.5	<0.5	<0.5	<0.5	<0.5	<2	<0.5	<2	<0.5	<2	<0.5	<0.5	<0.5	<0.5	<0.5	<1	<0.5	<0.5	<1	<1.5	<1	<0.5	<100	<100	<100	<100
92501616	FB-01-20201021	N/A	10/21/2020	<5	<0.5	<0.5	<0.5	<0.5	<0.5	<1	<0.5	<1	<0.5	<0.5	<0.5	<0.5	<0.5	<2	<0.5	<2	<0.5	<2	<0.5	<0.5	<0.5	<0.5	<0.5	<1	<0.5	<0.5	<1	<1.5	<1	<0.5	<100	<100	<100	<100
92501860	FB-2-20201022	N/A	10/22/2020	<5	<0.5	<0.5	<0.5	<0.5	<0.5	<1	<0.5	<1	<0.5	<0.5	<0.5	<0.5	<0.5	<2	<0.5	<2	<0.5	<2	<0.5	<0.5	<0.5	<0.5	<0.5	<1	<0.5	<0.5	<1	<1.5	<1	<0.5	<100	<100	<100	<100
92501960	FB-3-20201023	N/A	10/23/2020	<5	<0.5	<0.5	<0.5	<0.5	<0.5	<1	<0.5	<1	<0.5	<0.5	<0.5	<0.5	<0.5	<2	<0.5	<2	<0.5	<2	<0.5	<0.5	<0.5	<0.5	<0.5	<1	<0.5	<0.5	<1	<1.5	<1	<0.5	<100	<100	<100	<100
92508536	FB-01-20201130	N/A	11/30/2020	NA	<0.5	<0.5	<0.5	<0.5	<0.5	<1	<0.5	<1	<0.5	<0.5	<0.5	<0.5	<0.5	<2	<0.5	<2	<0.5	<2	<0.5	<0.5	<0.5	<0.5	<0.5	<1	<0.5	<0.5	<1	<1.5	<1	<0.5	<100	<100	<100	<100
92509251	FB-1-20201202	N/A	12/02/2020	NA	<0.5	<0.5	<0.5	<0.5	<0.5	<1	<0.5	<1	<0.5	<0.5	<0.5	<0.5	<0.5	<2	<0.5	<2	<0.5	<2	<0.5	<0.5	<0.5	<0.5	<0.5	<1	<0.5	<0.5	<1	<1.5	<1	<0.5	<100	<100	<100	<100
92509560	FB-1-20201203	N/A	12/03/2020	NA	<0.5	<0.5	<0.5	<0.5	<0.5	<1	<0.5	<1	<0.5	<0.5	<0.5	<0.5	<0.5	<2	<0.5	<2	<0.5	<2	<0.5	<0.5	<0.5	<0.5	<0.5	<1	<0.5	<0.5	<1	<1.5	<1	<0.5	<100	<100	<100	<100
92508881	FB-1-20201201	N/A	12/01/2020	NA	<0.5	<0.5	<0.5	<0.5	<0.5	<1	<0.5	<1	<0.5	<0.5	<0.5	<0.5	<0.5	<2	<0.5	<2	<0.5	<2	<0.5	<0.5	<0.5	<0.5	<0.5	<1	<0.5	<0.5	<1	<1.5	<1	<0.5	<100	<100	<100	<100
92514598	FB-1-20210104	N/A	01/04/2021	NA	<0.5	<0.5	<0.5	<0.5	<0.5	<1	<0.5	<1	<0.5	<0.5	<0.5	<0.5	<0.5	<2	<0.5	<2	<0.5	<2	<0.5	<0.5	<0.5	<0.5	<0.5	<1	<0.5	<0.5	<1	<1.5	<1	<0.5	<100	<100	<100	<100
92514898	FB-1-20210105	N/A	01/05/2021	NA	<0.5	<0.5	<0.5	<0.5	<0.5	<1	<0.5	<1	<0.5	<0.5	<0.5	<0.5	<0.5	<2	<0.5	<2	<0.5	<2	<0.5	<0.5	<0.5	<0.5	<0.5	<1	<0.5	<0.5	<1	<1.5	<1	<0.5	<100	<100	<100	<100
92514602	EB-1	N/A	01/04/2021	<5.0	<0.50	<0.50	<0.50	<0.50	<0.50	<1.0	<0.50	<1.0	<0.50	<0.50	<0.50	<0.50	<0.50	<2.0	<0.50	<2.0	<0.50	<2.0	<0.50	<0.50	<0.50	<0.50	<0.50	<1.0	<0.50	<0.50	<1.0	<1.5	<1.0	<0.50	<100	<100	<100	<100
92514602	FB-1	N/A	01/04/2021	<5.0	<0.50	<0.50	<0.50	<0.50	<0.50	<1.0	<0.50	<1.0	<0.50	<0.50	<0.50	<0.50	<0.50	<2.0	<0.50	<2.0	<0.50	<2.0	<0.50	<0.50	<0.50	<0.50	<0.50	<1.0	<0.50	<0.50	<1.0	<1.5	<1.0	<0.50	<100	<100	<100	<100
92514955	EB-1	N/A	01/05/2021	<5.0	<0.50	<0.50	<0.50	<0.50	<0.50	<1.0	<0.50	<1.0	<0.50	<0.50	<0.50	<0.50	<0.50	<2.0	<0.50	<2.0	<0.50	<2.0	<0.50	<0.50	<0.50	<0.50	<0.50	<1.0	<0.50	<0.50	<1.0	<1.5	<1.0	<0.50	<100	<100	<100	<100
92514955	FB-1	N/A	01/05/2021	<5.0	<0.50	<0.50	<0.50	<0.50	<0.50	<1.0	<0.50	<1.0	<0.50	<0.50	<0.50	<0.50	<0.50	<2.0	<0.50	<2.0	<0.50	<2.0	<0.50	<0.50	<0.50	<0.50	<0.50	<1.0	<0.50	<0.50	<1.0	<1.5	<1.0	<0.50	<100	<100	<100	<100
92515213	EB-3	N/A	01/06/2021	<5.0	<0.50	<0.50	<0.50	<0.50	<0.50	<1.0	<0.50	<1.0	<0.50	<0.50	<0.50	<0.50	<0.50	<2.0	<0.50	<2.0	<0.50	<2.0	<0.50	<0.50	<0.50	<0.50	<0.50	<1.0	<0.50	<0.50	<1.0	<1.5	<1.0	<0.50	<100	<100	<100	<100
92515213	FB-3	N/A	01/06/2021	<5.0	<0.50	<0.50	<0.50	<0.50	<0.50	<1.0	<0.50	<1.0	<0.50	<0.50	<0.50	<0.50	<0.50	<2.0	<0.50	<2.0	<0.50	<2.0	<0.50	<0.50	<0.50	<0.50	<0.50	<1.0	<0.50	<0.50	<1.0	<1.5	<1.0	<0.50	<100	<100	<100	<100
92515075	FB-1-20210106	N/A	01/06/2021	NA	<0.5	<0.5	<0.5	<0.5	<0.5	<1	<0.5	<1	<0.5	<0.5	<0.5	<0.5	<0.5	<2	<0.5	<2	<0.5	<2	<0.5	<0.5	<0.5	<0.5	<0.5	<1	<0.5	<0.5	<1	<1.5	<1	<0.5	<100	<100	<100	<100
92515543	EB-1-20210107	N/A	01/07/2021	**21.3**	<0.50	<0.50	<0.50	<0.50	<0.50	<1.0	<0.50	<1.0	<0.50	<0.50	<0.50	<0.50	<0.50	<2.0	<0.50	<2.0	<0.50	<2.0	<0.50	<0.50	<0.50	<0.50	<0.50	<1.0	<0.50	<0.50	<1.0	<1.5	<1.0	<0.50	<100	<100	<100	<100
92515543	FB-1-20210107	N/A	01/07/2021	<5.0	<0.50	<0.50	<0.50	<0.50	<0.50	<1.0	<0.50	<1.0	<0.50	<0.50	<0.50	<0.50	<0.50	<2.0	<0.50	<2.0	<0.50	<2.0	<0.50	<0.50	<0.50	<0.50	<0.50	<1.0	<0.50	<0.50	<1.0	<1.5	<1.0	<0.50	<100	<100	<100	<100
92515544	FB-1-20210107	N/A	01/07/2021	NA	<0.5	<0.5	<0.5	<0.5	<0.5	<1	<0.5	<1	<0.5	<0.5	<0.5	<0.5	<0.5	<2	<0.5	<2	<0.5	<2	<0.5	<0.5	<0.5	<0.5	<0.5	<1	<0.5	<0.5	<1	<1.5	<1	<0.5	<100	<100	<100	<100
92515755	EB-1-20210109	N/A	01/09/2021	**9.2**	<0.50	<0.50	<0.50	<0.50	<0.50	<1.0	<0.50	<1.0	<0.50	<0.50	<0.50	<0.50	<0.50	<2.0	<0.50	<2.0	<0.50	<2.0	<0.50	<0.50	<0.50	<0.50	<0.50	<1.0	<0.50	<0.50	<1.0	<1.5	<1.0	<0.50	<100	<100	<100	<100
92515755	FB-1-20210109	N/A	01/09/2021	<5.0	<0.50	<0.50	<0.50	<0.50	<0.50	<1.0	<0.50	<1.0	<0.50	<0.50	<0.50	<0.50	<0.50	<2.0	<0.50	<2.0	<0.50	<2.0	<0.50	<0.50	<0.50	<0.50	<0.50	<1.0	<0.50	<0.50	<1.0	<1.5	<1.0	<0.50	<100	<100	<100	<100
92515762	EB-6	N/A	01/10/2021	<5.0	<0.50	<0.50	<0.50	<0.50	<0.50	<1.0	<0.50	<1.0	<0.50	<0.50	<0.50	<0.50	<0.50	<2.0	<0.50	<2.0	<0.50	<2.0	<0.50	<0.50	<0.50	<0.50	<0.50	<1.0	<0.50	<0.50	<1.0	<1.5	<1.0	<0.50	<100	<100	<100	<100
92515762	FB-6	N/A	01/10/2021	<5.0	<0.50	<0.50	<0.50	<0.50	<0.50	<1.0	<0.50	<1.0	<0.50	<0.50	<0.50	<0.50	<0.50	<2.0	<0.50	<2.0	<0.50	<2.0	<0.50	<0.50	<0.50	<0.50	<0.50	<1.0	<0.50	<0.50	<1.0	<1.5	<1.0	<0.50	<100	<100	<100	<100
92515869	EB-7	N/A	01/11/2021	**6.9**	<0.50	<0.50	<0.50	<0.50	<0.50	<1.0	<0.50	<1.0	<0.50	<0.50	<0.50	<0.50	<0.50	<2.0	<0.50	<2.0	<0.50	<2.0	<0.50	<0.50	<0.50	<0.50	<0.50	<1.0	<0.50	<0.50	<1.0	<1.5	<1.0	<0.50	<100	<100	<100	<100
92515869	FB-7	N/A	01/11/2021	<5.0	<0.50	<0.50	<0.50	<0.50	<0.50	<1.0	<0.50	<1.0	<0.50	<0.50	<0.50	<0.50	<0.50	<2.0	<0.50	<2.0	<0.50	<2.0	<0.50	<0.50	<0.50	<0.50	<0.50	<1.0	<0.50	<0.50	<1.0	<1.5	<1.0	<0.50	<100	<100	<100	<100
92516451	EB-8	N/A	01/12/2021	<5.0	<0.50	<0.50	<0.50	<0.50	<0.50	<1.0	<0.50	<1.0	<0.50	<0.50	<0.50	<0.50	<0.50	<2.0	<0.50	<2.0	<0.50	<2.0	<0.50	<0.50	<0.50	<0.50	<0.50	<1.0	<0.50	<0.50	<1.0	<1.5	<1.0	<0.50	<100	<100	<100	<100
92516451	FB-8	N/A	01/12/2021	<5.0	<0.50	<0.50	<0.50	<0.50	<0.50	<1.0	<0.50	<1.0	<0.50	<0.50	<0.50	<0.50	<0.50	<2.0	<0.50	<2.0	<0.50	<2.0	<0.50	<0.50	<0.50	<0.50	<0.50	<1.0	<0.50	<0.50	<1.0	<1.5	<1.0	<0.50	<100	<100	<100	<100
92516451	EB-9	N/A	01/13/2021	<5.0	<0.50	<0.50	<0.50	<0.50	<0.50	<1.0	<0.50	<1.0	<0.50	<0.50	<0.50	<0.50	<0.50	<2.0	<0.50	<2.0	<0.50	<2.0	<0.50	<0.50	<0.50	<0.50	<0.50	<1.0	<0.50	<0.50	<1.0	<1.5	<1.0	<0.50	<100	<100	<100	<100
92516451	FB-9	N/A	01/13/2021	<5.0	<0.50	<0.50	<0.50	<0.50	<0.50	<1.0	<0.50	<1.0	<0.50	<0.50	<0.50	<0.50	<0.50	<2.0	<0.50	<2.0	<0.50	<2.0	<0.50	<0.50	<0.50	<0.50	<0.50	<1.0	<0.50	<0.50	<1.0	<1.5	<1.0	<0.50	<100	<100	<100	<100
92520901	FB-1-20210208	N/A	02/08/2021	NA	<0.5	<0.5	<0.5	<0.5	<0.5	<1	<0.5	<1	<0.5	<0.5	<0.5	<0.5	<0.5	<2	<0.5	<2	<0.5	<2	<0.5	<0.5	<0.5	<0.5	<0.5	<1	<0.5	<0.5	<1	<1.5	<1	<0.5	<100	<100	<100	<100
92521237	FB-1-20210209	N/A	02/09/2021	NA	<0.5	<0.5	<0.5	<0.5	<0.5	<1	<0.5	<1	<0.5	<0.5	<0.5	<0.5	<0.5	<2	<0.5	<2	<0.5	<2	<0.5	<0.5	<0.5	<0.5	<0.5	<1	<0.5	<0.5	<1	<1.5	<1	<0.5	<100	<100	<100	<100
92521851	FB-1-20210211	N/A	02/11/2021	NA	<0.5	<0.5	<0.5	<0.5	<0.5	<1	<0.5	<1	<0.5	<0.5	<0.5	<0.5	<0.5	<2	<0.5	<2	<0.5	<2	<0.5	<0.5	<0.5	<0.5	<0.5	<1	<0.5	<0.5	<1	<1.5	<1	<0.5	<100	<100	<100	<100
92522123	EB-1-20210212	N/A	02/12/2021	<5	<0.5	<0.5	<0.5	<0.5	<0.5	<1	<0.5	<1	<0.5	<0.5	<0.5	<0.5	<0.5	<2	<0.5	<2	<0.5	<2	<0.5	<0.5	<0.5	<0.5	<0.5	<1	<0.5	<0.5	<1	<1.5	<1	<0.5	<100	<100	<100	<100
92522123	FB-1-20210212	N/A	02/12/2021	NA	<0.5	<0.5	<0.5	<0.5	<0.5	<1	<0.5	<1	<0.5	<0.5	<0.5	<0.5	<0.5	<2	<0.5	<2	<0.5	<2	<0.5	<0.5	<0.5	<0.5	<0.5	<1	<0.5	<0.5	<1	<1.5	<1	<0.5	<100	<100	<100	<100
92521555	EB-1-20210210	N/A	02/10/2021	<5	<0.5	<0.5	<0.5	<0.5	<0.5	<1	<0.5	<1	<0.5	<0.5	<0.5	<0.5	<0.5	<2	<0.5	<2	<0.5	<2	<0.5	<0.5	<0.5	<0.5	<0.5	<1	<0.5	<0.5	<1	<1.5	<1	<0.5	<100	<100	<100	<100
92521555	FB-1-20210210	N/A	02/10/2021	NA	<0.5	<0.5	<0.5	<0.5	<0.5	<1	<0.5	<1	<0.5	<0.5	<0.5	<0.5	<0.5	<2	<0.5	<2	<0.5	<2	<0.5	<0.5	<0.5	<0.5	<0.5	<1	<0.5	<0.5	<1	<1.5	<1	<0.5	<100	<100	<100	<100
92522267	EB-1-20210215	N/A	02/15/2021	<5	<0.5	<0.5	<0.5	<0.5	<0.5	<1	<0.5	<1	<0.5	<0.5	<0.5	<0.5	<0.5	<2	<0.5	<2	<0.5	<2	<0.5	<0.5	<0.5	<0.5	<0.5	<1	<0.5	<0.5	<1	<1.5	<1	<0.5	<100	<100	<100	<100
92522267	FB-1-20210215	N/A	02/15/2021	NA	<0.5	<0.5	<0.5	<0.5	<0.5	<1	<0.5	<1	<0.5	<0.5	<0.5	<0.5	<0.5	<2	<0.5	<2	<0.5	<2	<0.5	<0.5	<0.5	<0.5	<0.5	<1	<0.5	<0.5	<1	<1.5	<1	<0.5	<100	<100	<100	<100
92526264	EB-1-20210308	N/A	03/08/2021	<5	<0.5	<0.5	<0.5	<0.5	<0.5	<1	<0.5	<1	<0.5	<0.5	<0.5	<0.5	<0.5	<2	<0.5	<2	<0.5	<2	<0.5	<0.5	<0.5	<0.5	<0.5	<1	<0.5	<0.5	<1	<1.5	<1	<0.5	<100	<100	<100	<100
92526264	FB-1-20210308	N/A	03/08/2021	NA	<0.5	<0.5	<0.5	<0.5	<0.5	<1	<0.5	<1	<0.5	<0.5	<0.5	<0.5	<0.5	<2	<0.5	<2	<0.5	<2	<0.5	<0.5	<0.5	<0.5	<0.5	<1	<0.5	<0.5	<1	<1.5	<1	<0.5	<100	<100	<100	<100
92526616	FB-1-20210309	N/A	03/09/2021	<5.0	<0.5	<0.5	<0.5	<0.5	<0.5	<1	<0.5	<1	<0.5	<0.5	<0.5	<0.5	<0.5	<2	<0.5	<2	<0.5	<2	<0.5	<0.5	<0.5	<0.5	<0.5	<1	<0.5	<0.5	<1	<1.5	<1	<0.5	<100	<100	<100	<100
92526618	EB-1-20210309	N/A	03/09/2021	<5	<0.5	<0.5	<0.5	<0.5	<0.5	<1	<0.5	<1	<0.5	<0.5	<0.5	<0.5	<0.5	<2	<0.5	<2	<0.5	<2	<0.5	<0.5	<0.5	<0.5	<0.5	<1	<0.5	<0.5	<1	<1.5	<1	<0.5	<100	<100	<100	<100
92526989	FB-1-20210310	N/A	03/10/2021	NA	<0.5	<0.5	<0.5	<0.5	<0.5	<1	<0.5	<1	<0.5	<0.5	<0.5	<0.5	<0.5	<2	<0.5	<2	<0.5	<2	<0.5	<0.5	<0.5	<0.5	<0.5	<1	<0.5	<0.5	<1	<1.5	<1	<0.5	<100	<100	<100	<100
92526977	EB-1-20210310	N/A	03/10/2021	<5	<0.5	<0.5	<0.5	<0.5	<0.5	<1	<0.5	<1	<0.5	<0.5	<0.5	<0.5	<0.5	<2	<0.5	<2	<0.5	<2	<0.5	<0.5	<0.5	<0.5	<0.5	<1	<0.5	<0.5	<1	<1.5	<1	<0.5	<100	<100	<100	<100

Table 5A
Summary of Monitoring Well Sampling Results

Colonial Pipeline Company
2020-L1-SR2448
Huntersville, North Carolina

Lab Report Number	Sample ID	Well ID	Sample Date	Metals (µg/L)	VOCs (µg/L)																														MADEP VPH (µg/L)			
				Lead	Benzene	Bromochloromethane	Bromodichloromethane	n-Butylbenzene	sec-Butylbenzene	Chloroethane	Chloroform	Chloromethane	2-Chlorotoluene	Dibromochloromethane	1,2-Dichloroethane	Diisopropyl ether	Ethylbenzene	Hexachloro-1,3-butadiene	Isopropylbenzene (Cumene)	Methylene Chloride	Methyl-tert-butyl ether	Naphthalene	n-Propylbenzene	Styrene	Tetrachloroethene	Toluene	Trichloroethene	Trichlorofluoromethane	1,2,4-Trimethylbenzene	1,3,5-Trimethylbenzene	Vinyl chloride	Xylene (Total)	m&p-Xylene	o-Xylene	C5 - C8 Aliphatics	C9 - C12 Aliphatics	C9 - C10 Aromatics	VPH (Total)
NCAC 2L Standards				**15**	**1**	**NE**	**0.6**	**70**	**70**	**3000**	**70**	**3**	**100**	**0.4**	**0.4**	**70**	**600**	**0.4**	**70**	**5**	**20**	**6**	**70**	**70**	**0.7**	**600**	**3**	**2000**	**400**	**400**	**0.03**	**500**	**500**	**500**	**400**	**700**	**200**	**NE**
IMAC Standards				--	--	--	--	--	--	--	--	--	--	--	--	--	--	--	--	--	--	--	--	--	--	--	--	--	--	--	--	--	--	--	--	--	--	--
92527326	EB-1-20210311	N/A	03/11/2021	<5	<0.5	<0.5	<0.5	<0.5	<0.5	<1	<0.5	<1	<0.5	<0.5	<0.5	<0.5	<0.5	<2	<0.5	<2	<0.5	<2	<0.5	<0.5	<0.5	<0.5	<0.5	<1	<0.5	<0.5	<1	<1.5	<1	<0.5	<50	<50	<50	<50
92527326	FB-1-20210311	N/A	03/11/2021	NA	<0.5	<0.5	<0.5	<0.5	<0.5	<1	<0.5	<1	<0.5	<0.5	<0.5	<0.5	<0.5	<2	<0.5	<2	<0.5	<2	<0.5	<0.5	<0.5	<0.5	<0.5	<1	<0.5	<0.5	<1	<1.5	<1	<0.5	<50	<50	<50	<50
92527475	FB-1-20210312	N/A	03/12/2021	NA	<0.5	<0.5	<0.5	<0.5	<0.5	<1	<0.5	<1	<0.5	<0.5	<0.5	<0.5	<0.5	<2	<0.5	<2	<0.5	<2	<0.5	<0.5	<0.5	<0.5	<0.5	<1	<0.5	<0.5	<1	<1.5	<1	<0.5	<50	<50	<50	<50
92531225	FB-1-20210405	N/A	04/05/2021	NA	<0.5	<0.5	<0.5	<0.5	<0.5	<1	<0.5	<1	<0.5	<0.5	<0.5	<0.5	<0.5	<2	<0.5	<2	<0.5	<2	<0.5	<0.5	<0.5	<0.5	<0.5	<1	<0.5	<0.5	<1	<1.5	<1	<0.5	<50	<50	<50	<50
92531238	EB-1-20210405	N/A	04/05/2021	<5	<0.5	<0.5	<0.5	<0.5	<0.5	<1	<0.5	<1	<0.5	<0.5	<0.5	<0.5	<0.5	<2	<0.5	<2	<0.5	<2	<0.5	<0.5	<0.5	<0.5	<0.5	<1	<0.5	<0.5	<1	<1.5	<1	<0.5	<50	<50	<50	<50
92531580	EB-1-20210406	N/A	04/06/2021	<5	<0.5	<0.5	<0.5	<0.5	<0.5	<1	<0.5	<1	<0.5	<0.5	<0.5	<0.5	<0.5	<2	<0.5	<2	<0.5	<2	<0.5	<0.5	<0.5	<0.5	<0.5	<1	<0.5	<0.5	<1	<1.5	<1	<0.5	<50	<50	<50	<50
92530256	EB-1-20210407	N/A	04/07/2021	<5	<0.5	<0.5	<0.5	<0.5	<0.5	<1	<0.5	<1	<0.5	<0.5	<0.5	<0.5	<0.5	<2	<0.5	<2	<0.5	<2	<0.5	<0.5	<0.5	<0.5	<0.5	<1	<0.5	<0.5	<1	<1.5	<1	<0.5	<50	<50	<50	<50
92531581	FB-1-20210406	N/A	04/06/2021	NA	<0.5	<0.5	<0.5	<0.5	<0.5	<1	<0.5	<1	<0.5	<0.5	<0.5	<0.5	<0.5	<2	<0.5	<2	<0.5	<2	<0.5	<0.5	<0.5	<0.5	<0.5	<1	<0.5	<0.5	<1	<1.5	<1	<0.5	<50	**66.8**	<50	**64.7**
92531853	FB-1-20210407	N/A	04/07/2021	NA	<0.5	<0.5	<0.5	<0.5	<0.5	<1	<0.5	<1	<0.5	<0.5	<0.5	<0.5	<0.5	<2	<0.5	<2	<0.5	<2	<0.5	<0.5	<0.5	<0.5	<0.5	<1	<0.5	<0.5	<1	<1.5	<1	<0.5	<50	<50	<50	<50
92532417	EB-1-20210409	N/A	04/09/2021	<5	<0.5	<0.5	<0.5	<0.5	<0.5	<1	<0.5	<1	<0.5	<0.5	<0.5	<0.5	<0.5	<2	<0.5	<2	<0.5	<2	<0.5	<0.5	<0.5	<0.5	<0.5	<1	<0.5	<0.5	<1	<1.5	<1	<0.5	<50	<50	<50	<50
92532417	FB-1-20210408	N/A	04/08/2021	NA	<0.5	<0.5	<0.5	<0.5	<0.5	<1	<0.5	<1	<0.5	<0.5	<0.5	<0.5	<0.5	<2	<0.5	<2	<0.5	<2	<0.5	<0.5	<0.5	<0.5	<0.5	<1	<0.5	<0.5	<1	<1.5	<1	<0.5	<50	<50	<50	<50
92532417	FB-1-20210409	N/A	04/09/2021	NA	<0.5	<0.5	<0.5	<0.5	<0.5	<1	<0.5	<1	<0.5	<0.5	<0.5	<0.5	<0.5	<2	<0.5	<2	<0.5	<2	<0.5	<0.5	<0.5	<0.5	<0.5	<1	<0.5	<0.5	<1	<1.5	<1	<0.5	<50	<50	<50	<50
92536428	FB-1-20210503	N/A	05/03/2021	NA	<0.5	<0.5	<0.5	<0.5	<0.5	<1	<0.5	<1	<0.5	<0.5	<0.5	<0.5	<0.5	<2	<0.5	<2	<0.5	<2	<0.5	<0.5	<0.5	<0.5	<0.5	<1	<0.5	<0.5	<1	<1.5	<1	<0.5	<50	<50	<50	<50
92537489	EB-1-20210506	N/A	05/06/2021	**4.6J**	<0.5	<0.5	<0.5	<0.5	<0.5	<1	<0.5	<1	<0.5	<0.5	<0.5	<0.5	<0.5	<2	<0.5	**3.2**	<0.5	<2	<0.5	<0.5	<0.5	<0.5	<0.5	<1	<0.5	<0.5	<1	<1.5	<1	<0.5	<50	<50	<50	<50
92537489	FB-1-20210506	N/A	05/06/2021	NA	<0.5	<0.5	<0.5	<0.5	<0.5	<1	<0.5	<1	<0.5	<0.5	<0.5	<0.5	<0.5	<2	<0.5	<2	<0.5	<2	<0.5	<0.5	<0.5	<0.5	<0.5	<1	<0.5	<0.5	<1	<1.5	<1	<0.5	<50	<50	<50	<50
92537784	FB-1-20210507	N/A	05/07/2021	NA	<0.5	<0.5	<0.5	<0.5	<0.5	<1	<0.5	<1	<0.5	<0.5	<0.5	<0.5	<0.5	<2	<0.5	**2.8 C0**	<0.5	<2	<0.5	<0.5	<0.5	<0.5	<0.5	<1	<0.5	<0.5	<1	<1.5	<1	<0.5	<50	<50	<50	<50
92541699	FB-1-20210601	N/A	06/01/2021	NA	<0.5	<0.5	**0.52**	<0.5	<0.5	<1	**2.0**	<1	<0.5	<0.5	<0.5	<0.5	<0.5	<2	<0.5	<2	<0.5	<2	<0.5	<0.5	<0.5	<0.5	<0.5	<1	<0.5	<0.5	<1	<1.5	<1	<0.5	<50	<50	<50	<50
92541703	EB-1-20210601	N/A	06/01/2021	NA	<0.5	<0.5	<0.5	<0.5	<0.5	<1	<0.5	<1	<0.5	<0.5	<0.5	<0.5	<0.5	<2	<0.5	**3.3**	<0.5	<2	<0.5	<0.5	<0.5	<0.5	<0.5	<1	<0.5	<0.5	<1	<1.5	<1	<0.5	<50	<50	<50	<50
92541705	FB-2-20210601	N/A	06/01/2021	NA	<0.5	<0.5	<0.5	<0.5	<0.5	<1	**0.38J**	<1	<0.5	<0.5	<0.5	<0.5	<0.5	<2	<0.5	**3.6**	<0.5	<2	<0.5	<0.5	<0.5	<0.5	<0.5	<1	<0.5	<0.5	<1	<1.5	<1	<0.5	<50	<50	<50	<50
92542375	EB-1-20210603	N/A	06/03/2021	<5	<0.5	<0.5	<0.5	<0.5	<0.5	<1	<0.5	<1	<0.5	<0.5	<0.5	<0.5	<0.5	<2	<0.5	<2	<0.5	<2	<0.5	<0.5	<0.5	<0.5	<0.5	<1	<0.5	<0.5	<1	<1.5	<1	<0.5	<50	<50	<50	<50
92542375	FB-2-20210603	N/A	06/03/2021	NA	<0.5	<0.5	**0.34J**	<0.5	<0.5	<1	**1.2**	<1	<0.5	<0.5	<0.5	<0.5	<0.5	<2	<0.5	<2	<0.5	<2	<0.5	<0.5	<0.5	<0.5	<0.5	<1	<0.5	<0.5	<1	<1.5	<1	<0.5	<50	<50	<50	<50
92542611	EB-1-20210604	N/A	06/04/2021	<5	<0.5	<0.5	<0.5	<0.5	<0.5	<1	<0.5	<1	<0.5	<0.5	<0.5	<0.5	<0.5	<2	<0.5	<2	<0.5	<2	<0.5	<0.5	<0.5	<0.5	<0.5	<1	<0.5	<0.5	<1	<1.5	<1	<0.5	<50	<50	<50	<50
92542611	FB-1-20210604	N/A	06/04/2021	NA	<0.5	<0.5	<0.5	<0.5	<0.5	<1	<0.5	<1	<0.5	<0.5	<0.5	<0.5	<0.5	<2	<0.5	<2	<0.5	<2	<0.5	<0.5	<0.5	<0.5	<0.5	<1	<0.5	<0.5	<1	<1.5	<1	<0.5	<50	<50	<50	<50
92542611	FB-2-20210604	N/A	06/04/2021	NA	<0.5	<0.5	<0.5	<0.5	<0.5	<1	<0.5	<1	<0.5	<0.5	<0.5	<0.5	<0.5	<2	<0.5	<2	<0.5	<2	<0.5	<0.5	<0.5	<0.5	<0.5	<1	<0.5	<0.5	<1	<1.5	<1	<0.5	<50	<50	<50	<50
92541991	DUP-1-20210602	N/A	06/02/2021	<5	<0.5	<0.5	<0.5	<0.5	<0.5	<1	<0.5	<1	<0.5	<0.5	<0.5	<0.5	<0.5	<2	<0.5	<2	<0.5	<2	<0.5	<0.5	<0.5	<0.5	<0.5	<1	<0.5	<0.5	<1	<1.5	<1	<0.5	<50	<50	<50	<50
92541991	FB-1-20210602	N/A	06/02/2021	NA	<0.5	<0.5	<0.5	<0.5	<0.5	<1	<0.5	<1	<0.5	<0.5	<0.5	<0.5	<0.5	<2	<0.5	**4.4**	<0.5	<2	<0.5	<0.5	<0.5	<0.5	<0.5	<1	<0.5	<0.5	<1	<1.5	<1	<0.5	<50	<50	<50	<50
92541993	EB-1-20210602	N/A	06/02/2021	<5	<0.5	<0.5	<0.5	<0.5	<0.5	<1	<0.5	<1	<0.5	<0.5	<0.5	<0.5	<0.5	<2	<0.5	**4.8**	<0.5	<2	<0.5	<0.5	<0.5	<0.5	<0.5	<1	<0.5	<0.5	<1	<1.5	<1	<0.5	<50	<50	<50	<50
92541993	FB-2-20210602	N/A	06/02/2021	NA	<0.5	<0.5	<0.5	<0.5	<0.5	<1	<0.5	<1	<0.5	<0.5	<0.5	<0.5	<0.5	<2	<0.5	**4.6**	<0.5	<2	<0.5	<0.5	<0.5	<0.5	<0.5	<1	<0.5	<0.5	<1	<1.5	<1	<0.5	<50	<50	<50	<50
92542352	FB-1-20210603	N/A	06/03/2021	NA	<0.5	<0.5	**0.36J**	<0.5	<0.5	<1	**1.2**	<1	<0.5	<0.5	<0.5	<0.5	<0.5	<2	<0.5	<2	<0.5	<2	<0.5	<0.5	<0.5	<0.5	<0.5	<1	<0.5	<0.5	<1	<1.5	<1	<0.5	<50	<50	<50	<50
92544305	FB-1	N/A	06/15/2021	<5	<0.5	<0.5	<0.5	<0.5	<0.5	<1	<0.5	<1	<0.5	<0.5	<0.5	<0.5	<0.5	<2	<0.5	<2	<0.5	<2	<0.5	<0.5	<0.5	<0.5	<0.5	<1	<0.5	<0.5	<1	<1	<1	<0.5	<50	<50	<50	<50
92548170	EB-1-20210707	N/A	07/07/2021	NA	<0.5	<0.5	<0.5	<0.5	<0.5	<1	<0.5	<1	<0.5	<0.5	<0.5	<0.5	<0.5	<2	<0.5	<2	<0.5	<2	<0.5	<0.5	<0.5	<0.5	<0.5	<1	<0.5	<0.5	<1	<1.5	<1	<0.5	<50	<50	<50	<50
92548169	FB-1-20210707	N/A	07/07/2021	NA	<0.5	<0.5	<0.5	<0.5	<0.5	<1	<0.5	<1	<0.5	<0.5	<0.5	<0.5	<0.5	<2	<0.5	<2	<0.5	<2	<0.5	<0.5	<0.5	<0.5	<0.5	<1	<0.5	<0.5	<1	<1.5	<1	<0.5	<50	<50	<50	<50
92548168	FB-2-20210707	N/A	07/07/2021	NA	<0.5	<0.5	<0.5	<0.5	<0.5	<1	<0.5	<1	<0.5	<0.5	<0.5	<0.5	<0.5	<2	<0.5	<2	<0.5	<2	<0.5	<0.5	<0.5	<0.5	<0.5	<1	<0.5	<0.5	<1	<1.5	<1	<0.5	<50	<50	<50	<50
92548518	FB-1-20210708	N/A	07/08/2021	NA	<0.5	<0.5	<0.5	<0.5	<0.5	<1	<0.5	<1	<0.5	<0.5	<0.5	<0.5	<0.5	<2	<0.5	<2	<0.5	<2	<0.5	<0.5	<0.5	<0.5	<0.5	<1	<0.5	<0.5	<1	<1.5	<1	<0.5	<50	<50	<50	<50
92548519	EB-1-20210708	N/A	07/08/2021	NA	<0.5	<0.5	<0.5	<0.5	<0.5	<1	<0.5	<1	<0.5	<0.5	<0.5	<0.5	<0.5	<2	<0.5	<2	<0.5	<2	<0.5	<0.5	<0.5	<0.5	<0.5	<1	<0.5	<0.5	<1	<1.5	<1	<0.5	<50	<50	<50	<50
92548519	FB-2-20210708	N/A	07/08/2021	NA	<0.5	<0.5	<0.5	<0.5	<0.5	<1	<0.5	<1	<0.5	<0.5	<0.5	<0.5	<0.5	<2	<0.5	<2	<0.5	<2	<0.5	<0.5	<0.5	<0.5	<0.5	<1	<0.5	<0.5	<1	<1.5	<1	<0.5	<50	<50	<50	<50
92548787	FB-1-20210709	N/A	07/09/2021	NA	<0.5	<0.5	<0.5	<0.5	<0.5	<1	<0.5	<1	<0.5	<0.5	<0.5	<0.5	<0.5	<2	<0.5	<2	<0.5	<2	<0.5	<0.5	<0.5	<0.5	<0.5	<1	<0.5	<0.5	<1	<1.5	<1	<0.5	<50	<50	<50	<50
92548787	FB-2-20210709	N/A	07/09/2021	NA	<0.5	<0.5	<0.5	<0.5	<0.5	<1	<0.5	<1	<0.5	<0.5	<0.5	<0.5	<0.5	<2	<0.5	<2	<0.5	<2	<0.5	<0.5	<0.5	<0.5	<0.5	<1	<0.5	<0.5	<1	<1.5	<1	<0.5	<50	<50	<50	<50
92551297	FB-1-20210722	N/A	07/22/2021	NA	<0.5	<0.5	<0.5	<0.5	<0.5	<1	<0.5	<1	<0.5	<0.5	<0.5	<0.5	<0.5	<2	<0.5	<2	<0.5	<2	<0.5	<0.5	<0.5	<0.5	<0.5	<1	<0.5	<0.5	<1	<1.5	<1	<0.5	NA	NA	NA	NA
92551300	EB-1-20210722	N/A	07/22/2021	NA	<0.5	NA	NA	NA	NA	NA	NA	NA	NA	NA	NA	NA	NA	NA	NA	NA	NA	NA	NA	NA	NA	NA	NA	NA	NA	NA	NA	NA	NA	NA	NA	NA	NA	NA
92553065	EB-2-20210802	N/A	08/02/2021	<5	<0.5	<0.5	<0.5	<0.5	<0.5	<1	<0.5	<1	<0.5	<0.5	<0.5	<0.5	<0.5	<2	<0.5	<2	<0.5	<2	<0.5	<0.5	<0.5	<0.5	<0.5	<1	<0.5	<0.5	<1	<1.5	<1	<0.5	<50	<50	<50	<50
92553065	FB-1-20210802	N/A	08/02/2021	NA	<0.5	<0.5	<0.5	<0.5	<0.5	<1	<0.5	<1	<0.5	<0.5	<0.5	<0.5	<0.5	<2	<0.5	<2	<0.5	<2	<0.5	<0.5	<0.5	<0.5	<0.5	<1	<0.5	<0.5	<1	<1.5	<1	<0.5	<50	<50	<50	<50
92552929	EB-1-20210802	N/A	08/02/2021	<5	<0.5	<0.5	<0.5	<0.5	<0.5	<1	<0.5	<1	<0.5	<0.5	<0.5	<0.5	<0.5	<2	<0.5	<2	<0.5	<2	<0.5	<0.5	<0.5	<0.5	<0.5	<1	<0.5	<0.5	<1	<1.5	<1	<0.5	<50	<50	<50	<50
92552963	FB-2-20210802	N/A	08/02/2021	NA	<0.5	<0.5	<0.5	<0.5	<0.5	<1	<0.5	<1	<0.5	<0.5	<0.5	<0.5	<0.5	<2	<0.5	<2	<0.5	<2	<0.5	<0.5	<0.5	<0.5	<0.5	<1	<0.5	<0.5	<1	<1.5	<1	<0.5	<50	<50	<50	<50
92553185	EB-1-20210803	N/A	08/03/2021	<5	**0.69**	<0.5	<0.5	<0.5	<0.5	<1	<0.5	<1	<0.5	<0.5	<0.5	<0.5	**0.35J**	<2	<0.5	**2**	<0.5	<2	<0.5	<0.5	<0.5	**2.6**	<0.5	<1	<0.5	<0.5	<1	**2.48**	**1.6**	**0.88**	<50	<50	<50	<50
92553185	FB-1-20210803	N/A	08/03/2021	NA	<0.5	<0.5	<0.5	<0.5	<0.5	<1	<0.5	<1	<0.5	<0.5	<0.5	<0.5	<0.5	<2	<0.5	<2	<0.5	<2	<0.5	<0.5	<0.5	<0.5	<0.5	<1	<0.5	<0.5	<1	<1.6	<1	<0.5	<50	<50	<50	<50
92553189	EB-2-20210803	N/A	08/03/2021	<5	<0.5	<0.5	<0.5	<0.5	<0.5	<1	<0.5	<1	<0.5	<0.5	<0.5	<0.5	<0.5	<2	<0.5	<2	<0.5	<2	<0.5	<0.5	<0.5	<0.5	<0.5	<1	<0.5	<0.5	<1	<1.5	<1	<0.5	<50	<50	<50	<50
92553189	FB-2-20210803	N/A	08/03/2021	NA	<0.5	<0.5	<0.5	<0.5	<0.5	<1	<0.5	<1	<0.5	<0.5	<0.5	<0.5	<0.5	<2	<0.5	<2	<0.5	<2	<0.5	<0.5	<0.5	<0.5	<0.5	<1	<0.5	<0.5	<1	<1.5	<1	<0.5	<50	<50	<50	<50
92553563	EB-2-20210804	N/A	08/04/2021	<5	<0.5	<0.5	<0.5	<0.5	<0.5	<1	<0.5	<1	<0.5	<0.5	<0.5	<0.5	<0.5	<2	<0.5	<2	<0.5	<2	<0.5	<0.5	<0.5	<0.5	<0.5	<1	<0.5	<0.5	<1	<1.5	<1	<0.5	<50	<50	<50	<50
92553563	FB-2-20210804	N/A	08/04/2021	NA	<0.5	<0.5	<0.5	<0.5	<0.5	<1	<0.5	<1	<0.5	<0.5	<0.5	<0.5	<0.5	<2	<0.5	<2	<0.5	<2	<0.5	<0.5	<0.5	<0.5	<0.5	<1	<0.5	<0.5	<1	<1.5	<1	<0.5	<50	<50	<50	<50
92553519	EB-1-20210804	N/A	08/04/2021	<5	<0.5	<0.5	<0.5	<0.5	<0.5	<1	<0.5	<1	<0.5	<0.5	<0.5	<0.5	<0.5	<2	<0.5	<2	<0.5	<2	<0.5	<0.5	<0.5	<0.5	<0.5	<1	<0.5	<0.5	<1	<1.5	<1	<0.5	<50	<50	<50	<50

Table 5A
Summary of Monitoring Well Sampling Results

Colonial Pipeline Company
2020-L1-SR2448
Huntersville, North Carolina

Lab Report Number	Sample ID	Well ID	Sample Date	Metals (µg/L)	VOCs (µg/L)																														MADEP VPH (µg/L)			
				Lead	Benzene	Bromochloromethane	Bromodichloromethane	n-Butylbenzene	sec-Butylbenzene	Chloroethane	Chloroform	Chloromethane	2-Chlorotoluene	Dibromochloromethane	1,2-Dichloroethane	Diisopropyl ether	Ethylbenzene	Hexachloro-1,3-butadiene	Isopropylbenzene (Cumene)	Methylene Chloride	Methyl-tert-butyl ether	Naphthalene	n-Propylbenzene	Styrene	Tetrachloroethene	Toluene	Trichloroethene	Trichlorofluoromethane	1,2,4-Trimethylbenzene	1,3,5-Trimethylbenzene	Vinyl chloride	Xylene (Total)	m&p-Xylene	o-Xylene	C5 - C8 Aliphatics	C9 - C12 Aliphatics	C9 - C10 Aromatics	VPH (Total)
NCAC 2L Standards				**15**	**1**	**NE**	**0.6**	**70**	**70**	**3000**	**70**	**3**	**100**	**0.4**	**0.4**	**70**	**600**	**0.4**	**70**	**5**	**20**	**6**	**70**	**70**	**0.7**	**600**	**3**	**2000**	**400**	**400**	**0.03**	**500**	**500**	**500**	**400**	**700**	**200**	**NE**
IMAC Standards				--	--	--	--	--	--	--	--	--	--	--	--	--	--	--	--	--	--	--	--	--	--	--	--	--	--	--	--	--	--	--	--	--	--
92553519	FB-1-20210804	N/A	08/04/2021	NA	<0.5	<0.5	<0.5	<0.5	<0.5	<1	<0.5	<1	<0.5	<0.5	<0.5	<0.5	<0.5	<2	<0.5	<2	<0.5	<2	<0.5	<0.5	<0.5	<0.5	<0.5	<1	<0.5	<0.5	<1	<1.5	<1	<0.5	<50	<50	<50	<50
92554137	EB-1-20210805	NA	08/05/2021	<5	<0.5	<0.5	<0.5	<0.5	<0.5	<1	<0.5	<1	<0.5	<0.5	<0.5	<0.5	<0.5	<2	<0.5	<2	<0.5	<2	<0.5	<0.5	<0.5	<0.5	<0.5	<1	<0.5	<0.5	<1	<1.5	<1	<0.5	<50	<50	<50	<50
92554137	EB-2-20210805	NA	08/05/2021	<5	<0.5	<0.5	<0.5	<0.5	<0.5	<1	<0.5	<1	<0.5	<0.5	<0.5	<0.5	<0.5	<2	<0.5	<2	<0.5	<2	<0.5	<0.5	<0.5	**0.65**	<0.5	<1	<0.5	<0.5	<1	<1.5	<1	<0.5	<50	<50	<50	<50
92554137	FB-1-20210805	NA	08/05/2021	NA	<0.5	<0.5	<0.5	<0.5	<0.5	<1	<0.5	<1	<0.5	<0.5	<0.5	<0.5	<0.5	<2	<0.5	<2	<0.5	<2	<0.5	<0.5	<0.5	<0.5	<0.5	<1	<0.5	<0.5	<1	<1.5	<1	<0.5	<50	<50	<50	<50
92554137	FB-2-20210805	NA	08/05/2021	NA	<0.5	<0.5	<0.5	<0.5	<0.5	<1	<0.5	<1	<0.5	<0.5	<0.5	<0.5	<0.5	<2	<0.5	<2	<0.5	<2	<0.5	<0.5	<0.5	<0.5	<0.5	<1	<0.5	<0.5	<1	<1.5	<1	<0.5	<50	<50	<50	<50
92554285	EB-1-20210806	NA	08/06/2021	<5	<0.5	<0.5	<0.5	<0.5	<0.5	<1	<0.5	<1	<0.5	<0.5	<0.5	<0.5	<0.5	<2	<0.5	<2	<0.5	<2	<0.5	<0.5	<0.5	<0.5	<0.5	<1	<0.5	<0.5	<1	<1.5	<1	<0.5	<50	<50	<50	<50
92554285	FB-1-20210806	NA	08/06/2021	NA	<0.5	<0.5	<0.5	<0.5	<0.5	<1	<0.5	<1	<0.5	<0.5	<0.5	<0.5	<0.5	<2	<0.5	<2	<0.5	<2	<0.5	<0.5	<0.5	<0.5	<0.5	<1	<0.5	<0.5	<1	<1.5	<1	<0.5	<50	<50	<50	<50
92559334	FB-1-20210902	NA	9/2/2021	NA	<0.5	<0.5	<0.5	<0.5	<0.5	<1	<0.5	<1	<0.5	<0.5	<0.5	<0.5	<0.5	<2	<0.5	<2	<0.5	<2	<0.5	<0.5	<0.5	<0.5	<0.5	<1	<0.5	<0.5	<1	<1.5	<1	<0.5	<50	<50	<50	<50
92558446	EB-1 20210830	NA	08/30/2021	<5	<0.5	<0.5	<0.5	<0.5	<0.5	<1	<0.5	<1	<0.5	<0.5	<0.5	<0.5	<0.5	<2	<0.5	<2	<0.5	<2	<0.5	<0.5	<0.5	<0.5	<0.5	<1	<0.5	<0.5	<1	<1.5	<1	<0.5	<50	<50	<50	<50
92558450	EB-2-20210830	NA	08/30/2021	<5	<0.5	<0.5	<0.5	<0.5	<0.5	<1	<0.5	<1	<0.5	<0.5	<0.5	<0.5	<0.5	<2	<0.5	<2	<0.5	<2	<0.5	<0.5	<0.5	<0.5	<0.5	<1	<0.5	<0.5	<1	<1.5	<1	<0.5	<50	<50	<50	<50
92558446	FB-1-20210830	NA	08/30/2021	<5	<0.5	<0.5	<0.5	<0.5	<0.5	<1	<0.5	<1	<0.5	<0.5	<0.5	<0.5	<0.5	<2	<0.5	<2	<0.5	<2	<0.5	<0.5	<0.5	<0.5	<0.5	<1	<0.5	<0.5	<1	<1.5	<1	<0.5	<50	<50	<50	<50
92558448	FB-2-20210830	NA	08/30/2021	<5	<0.5	<0.5	<0.5	<0.5	<0.5	<1	<0.5	<1	<0.5	<0.5	<0.5	<0.5	<0.5	<2	<0.5	<2	<0.5	<2	<0.5	<0.5	<0.5	<0.5	<0.5	<1	<0.5	<0.5	<1	<1.5	<1	<0.5	<50	<50	<50	<50
92558740	EB-20210831	NA	08/31/2021	<5	<0.5	<0.5	<0.5	<0.5	<0.5	<1	<0.5	<1	<0.5	<0.5	<0.5	<0.5	<0.5	<2	<0.5	**15.9**	<0.5	<2	<0.5	<0.5	<0.5	<0.5	<0.5	<1	<0.5	<0.5	<1	<1.5	<1	<0.5	<50	<50	<50	<50
92558738	EB-1-20210831	NA	08/31/2021	<5	<0.5	<0.5	<0.5	<0.5	<0.5	<1	<0.5	<1	<0.5	<0.5	<0.5	<0.5	<0.5	<2	<0.5	**16.5**	<0.5	<2	<0.5	<0.5	<0.5	<0.5	<0.5	<1	<0.5	<0.5	<1	<1.5	<1	<0.5	<50	<50	<50	<50
92558738	FB-1-20210831	NA	08/31/2021	NA	<0.5	<0.5	<0.5	<0.5	<0.5	<1	<0.5	<1	<0.5	<0.5	<0.5	<0.5	<0.5	<2	<0.5	<2	<0.5	<2	<0.5	<0.5	<0.5	<0.5	<0.5	<1	<0.5	<0.5	<1	<1.5	<1	<0.5	<50	<50	<50	<50
92558738	FB-2-20210831	NA	08/31/2021	NA	<0.5	<0.5	<0.5	<0.5	<0.5	<1	<0.5	<1	<0.5	<0.5	<0.5	<0.5	<0.5	<2	<0.5	<2	<0.5	<2	<0.5	<0.5	<0.5	<0.5	<0.5	<1	<0.5	<0.5	<1	<1.5	<1	<0.5	<50	<50	<50	<50
92559014	EB-1-20210901	NA	09/01/2021	<5	<0.5	<0.5	<0.5	<0.5	<0.5	<1	<0.5	<1	<0.5	<0.5	<0.5	<0.5	<0.5	<2	<0.5	<2	<0.5	<2	<0.5	<0.5	<0.5	<0.5	<0.5	<1	<0.5	<0.5	<1	<1.5	<1	<0.5	<50	<50	<50	<50
92559014	EB-2-20210901	NA	09/01/2021	<5	<0.5	<0.5	<0.5	<0.5	<0.5	<1	<0.5	<1	<0.5	<0.5	<0.5	<0.5	<0.5	<2	<0.5	<2	<0.5	<2	<0.5	<0.5	<0.5	<0.5	<0.5	<1	<0.5	<0.5	<1	<1.5	<1	<0.5	<50	<50	<50	<50
92559014	FB-1-20210901	NA	09/01/2021	NA	<0.5	<0.5	<0.5	<0.5	<0.5	<1	<0.5	<1	<0.5	<0.5	<0.5	<0.5	<0.5	<2	<0.5	<2	<0.5	<2	<0.5	<0.5	<0.5	<0.5	<0.5	<1	<0.5	<0.5	<1	<1.5	<1	<0.5	<50	<50	<50	<50
92559014	FB-2-20210901	NA	09/01/2021	NA	<0.5	<0.5	<0.5	<0.5	<0.5	<1	<0.5	<1	<0.5	<0.5	<0.5	<0.5	<0.5	<2	<0.5	<2	<0.5	<2	<0.5	<0.5	<0.5	<0.5	<0.5	<1	<0.5	<0.5	<1	<1.5	<1	<0.5	<50	<50	<50	<50
92559360	EB-1-20210902	NA	09/02/2021	<5	<0.5	<0.5	<0.5	<0.5	<0.5	<1	<0.5	<1	<0.5	<0.5	<0.5	<0.5	<0.5	<2	<0.5	<2	<0.5	<2	<0.5	<0.5	<0.5	<0.5	<0.5	<1	<0.5	<0.5	<1	<1.5	<1	<0.5	<50	<50	<50	<50
92559360	EB-2-20210902	NA	09/02/2021	<5	<0.5	<0.5	<0.5	<0.5	<0.5	<1	<0.5	<1	<0.5	<0.5	<0.5	<0.5	<0.5	<2	<0.5	<2	<0.5	<2	<0.5	<0.5	<0.5	<0.5	<0.5	<1	<0.5	<0.5	<1	<1.5	<1	<0.5	<50	<50	<50	<50
92559360	FB-2-20210902	NA	09/02/2021	<5	<0.5	<0.5	<0.5	<0.5	<0.5	<1	<0.5	<1	<0.5	<0.5	<0.5	<0.5	<0.5	<2	<0.5	<2	<0.5	<2	<0.5	<0.5	<0.5	<0.5	<0.5	<1	<0.5	<0.5	<1	<1.5	<1	<0.5	<50	<50	<50	<50
92561826	EB-1-20210916	NA	09/16/2021	<5	<0.5	<0.5	<0.5	<0.5	<0.5	<1	<0.5	<1	<0.5	<0.5	<0.5	<0.5	<0.5	<2	<0.5	<2	<0.5	<2	<0.5	<0.5	<0.5	<0.5	<0.5	<1	<0.5	<0.5	<1	<1.5	<1	<0.5	<50	<50	NA	<50
92561826	FB-1-20210916	NA	09/16/2021	NA	<0.5	<0.5	<0.5	<0.5	<0.5	<1	<0.5	<1	<0.5	<0.5	<0.5	<0.5	<0.5	<2	<0.5	<2	<0.5	<2	<0.5	<0.5	<0.5	<0.5	<0.5	<1	<0.5	<0.5	<1	<1.5	<1	<0.5	<50	<50	NA	<50
92563487	EB-1-20210927	NA	09/27/2021	<5	<0.5	<0.5	<0.5	<0.5	<0.5	<0.5	<0.5	<1	<0.5	<0.5	<0.5	<0.5	<0.5	<0.6	<0.5	**1.6J**	<0.5	<0.5	<0.5	<0.5	<0.5	<0.5	<0.5	<0.5	<0.5	<0.5	<0.5	<1.5	<1	<0.5	<100	<100	<100	NA
92563487	FB-1-20210927	NA	09/27/2021	NA	<0.5	<0.5	<0.5	<0.5	<0.5	<0.5	<0.5	<1	<0.5	<0.5	<0.5	<0.5	<0.5	<0.6	<0.5	**1.5J**	<0.5	<0.5	<0.5	<0.5	<0.5	<0.5	<0.5	<0.5	<0.5	<0.5	<0.5	<1.5	<1	<0.5	<100	<100	<100	NA
92563804	EB-1-20210928	NA	09/28/2021	<5	<0.5	<0.5	<0.5	<0.5	<0.5	<0.5	<0.5	<0.6	<0.5	<0.5	<0.5	<0.5	<0.5	<0.6	<0.5	**1.1J**	<0.5	<0.5	<0.5	<0.5	<0.5	<0.5	<0.5	<0.5	<0.5	<0.5	<0.5	<1.5	<1	<0.5	<100	<100	<100	NA
92563804	FB-1-20210928	NA	09/28/2021	NA	<0.5	<0.5	<0.5	<0.5	<0.5	<0.5	<0.5	<0.6	<0.5	<0.5	<0.5	<0.5	<0.5	<0.6	<0.5	**1.2J**	<0.5	<0.5	<0.5	<0.5	<0.5	<0.5	<0.5	<0.5	<0.5	<0.5	<0.5	<1.5	<1	<0.5	<100	<100	<100	NA
92564084	EB-1-20210929	NA	09/29/2021	<5	<0.5	<0.5	<0.5	<0.5	<0.5	<0.5	<0.5	<2	<0.5	<0.5	<0.5	<0.5	<0.5	<0.6	<0.5	**0.79J**	<0.5	<0.5	<0.5	<0.5	<0.5	<0.5	<0.5	<0.5	<0.5	<0.5	<0.5	<1.5	<1	<0.5	<100	<100	<100	NA
92564084	FB-1-20210929	NA	09/29/2021	NA	<0.5	<0.5	<0.5	<0.5	<0.5	<0.5	<0.5	<2	<0.5	<0.5	<0.5	<0.5	<0.5	<0.6	<0.5	**0.92J**	<0.5	<0.5	<0.5	<0.5	<0.5	<0.5	<0.5	<0.5	<0.5	<0.5	<0.5	<1.5	<1	<0.5	<100	<100	<100	NA
92564492	EB-1-20211001	NA	10/01/2021	<5	<0.5	<0.5	<0.5	<0.5	<0.5	<0.5	<0.5	<0.6	<0.5	<0.5	<0.5	<0.5	<0.5	<0.6	<0.5	**0.65J**	<0.5	<0.5	<0.5	<0.5	<0.5	<0.5	<0.5	<0.5	<0.5	<0.5	<0.5	<1.5	<1	<0.5	<100	<100	<100	NA
92564492	FB-1-20211001	NA	10/01/2021	NA	<0.5	<0.5	<0.5	<0.5	<0.5	<0.5	<0.5	<0.6	<0.5	<0.5	<0.5	<0.5	<0.5	<0.6	<0.5	**0.85J**	<0.5	<0.5	<0.5	<0.5	<0.5	<0.5	<0.5	<0.5	<0.5	<0.5	<0.5	<1.5	<1	<0.5	<100	<100	<100	NA
92564336	EB-1-20210931	NA	09/30/2021	<5	<0.5	<0.5	<0.5	<0.5	<0.5	<0.5	<0.5	<0.6	<0.5	<0.5	<0.5	<0.5	<0.5	<0.6	<0.5	**1.2J**	<0.5	<0.5	<0.5	<0.5	<0.5	<0.5	<0.5	<0.5	<0.5	<0.5	<0.5	<1.5	<1	<0.5	<100	<100	<100	NA
92564336	FB-1-20210930	NA	09/30/2021	NA	<0.5	<0.5	<0.5	<0.5	<0.5	<0.5	<0.5	<0.6	<0.5	<0.5	<0.5	<0.5	<0.5	<0.6	<0.5	**1.5J**	<0.5	<0.5	<0.5	<0.5	<0.5	<0.5	<0.5	<0.5	<0.5	<0.5	<0.5	<1.5	<1	<0.5	<100	<100	<100	NA
92564678	EB-1-20211004	NA	10/04/2021	<5.0	<0.5	<0.5	<0.5	<0.5	<0.5	<0.5	<0.5	<0.6	<0.5	<0.5	<0.5	<0.5	<0.5	<0.6	<0.5	**0.88J**	<0.5	<0.5	<0.5	<0.5	<0.5	<0.5	<0.5	<0.5	<0.5	<0.5	<0.5	<1.5	<1	<0.5	<100	<100	<100	NA
92564678	FB-1-20211004	NA	10/04/2021	NA	<0.5	<0.5	<0.5	<0.5	<0.5	<0.5	<0.5	<0.6	<0.5	<0.5	<0.5	<0.5	<0.5	<0.6	<0.5	**1.0J**	<0.5	<0.5	<0.5	<0.5	<0.5	<0.5	<0.5	<0.5	<0.5	<0.5	<0.5	<1.5	<1	<0.5	<100	<100	<100	NA
92569881	EB-1-20211101	NA	11/01/2021	<5	<0.5	<0.5	<0.5	<0.5	<0.5	<1	<0.5	<1	<0.5	<0.5	<0.5	<0.5	<0.5	<2	<0.5	<2	<0.5	<2	<0.5	<0.5	<0.5	<0.5	<0.5	<1	<0.5	<0.5	<1	<1.5	<1	<0.5	<50	<50	<50	<50
92569881	FB-1-20211101	NA	11/01/2021	NA	<0.5	<0.5	<0.5	<0.5	<0.5	<1	<0.5	<1	<0.5	<0.5	<0.5	<0.5	<0.5	<2	<0.5	<2	<0.5	<2	<0.5	<0.5	<0.5	<0.5	<0.5	<1	<0.5	<0.5	<1	<1.5	<1	<0.5	<50	<50	<50	<50
92569882	EB-2-20211101	NA	11/01/2021	<5	<0.5	<0.5	<0.5	<0.5	<0.5	<1	<0.5	<1	<0.5	<0.5	<0.5	<0.5	<0.5	<2	<0.5	<2	<0.5	<2	<0.5	<0.5	<0.5	<0.5	<0.5	<1	<0.5	<0.5	<1	<1.5	<1	<0.5	<50	<50	<50	<50
92569882	FB-2-20211101	NA	11/01/2021	NA	<0.5	<0.5	<0.5	<0.5	<0.5	<1	<0.5	<1	<0.5	<0.5	<0.5	<0.5	<0.5	<2	<0.5	<2	<0.5	<2	<0.5	<0.5	<0.5	<0.5	<0.5	<1	<0.5	<0.5	<1	<1.5	<1	<0.5	<50	<50	<50	<50
92570178	EB-1-20211102	NA	11/02/2021	<5	<0.5	<0.5	<0.5	<0.5	<0.5	<1	<0.5	<1	<0.5	<0.5	<0.5	<0.5	<0.5	<2	<0.5	<2	<0.5	<2	<0.5	<0.5	<0.5	<0.5	<0.5	<1	<0.5	<0.5	<1	<1.5	<1	<0.5	<50	<50	<50	<50
92570178	FB-1-20211102	NA	11/02/2021	NA	<0.5	<0.5	<0.5	<0.5	<0.5	<1	<0.5	<1	<0.5	<0.5	<0.5	<0.5	<0.5	<2	<0.5	<2	<0.5	<2	<0.5	<0.5	<0.5	<0.5	<0.5	<1	<0.5	<0.5	<1	<1.5	<1	<0.5	<50	<50	<50	<50
92570181	EB-2-20211102	NA	11/02/2021	<5	<0.5	<0.5	<0.5	<0.5	<0.5	<1	<0.5	<1	<0.5	<0.5	<0.5	<0.5	<0.5	<2	<0.5	<2	<0.5	<2	<0.5	<0.5	<0.5	<0.5	<0.5	<1	<0.5	<0.5	<1	<1.5	<1	<0.5	<50	<50	<50	<50
92570181	FB-2-20211102	NA	11/02/2021	NA	<0.5	<0.5	<0.5	<0.5	<0.5	<1	<0.5	<1	<0.5	<0.5	<0.5	<0.5	<0.5	<2	<0.5	<2	<0.5	<2	<0.5	<0.5	<0.5	<0.5	<0.5	<1	<0.5	<0.5	<1	<1.5	<1	<0.5	<50	<50	<50	<50
92570483	EB-1-20211103	NA	11/03/2021	<5	<0.5	<0.5	<0.5	<0.5	<0.5	<1	<0.5	<1	<0.5	<0.5	<0.5	<0.5	<0.5	<2	<0.5	<2	<0.5	<2	<0.5	<0.5	<0.5	<0.5	<0.5	<1	<0.5	<0.5	<1	<1.5	<1	<0.5	<50	<50	<50	<50
92570483	EB-2-20211103	NA	11/03/2021	<5	<0.5	<0.5	<0.5	<0.5	<0.5	<1	<0.5	<1	<0.5	<0.5	<0.5	<0.5	<0.5	<2	<0.5	<2	<0.5	<2	<0.5	<0.5	<0.5	<0.5	<0.5	<1	<0.5	<0.5	<1	<1.5	<1	<0.5	<50	<50	<50	<50
92570483	FB-1-202211103	NA	11/03/2021	NA	<0.5	<0.5	<0.5	<0.5	<0.5	<1	<0.5	<1	<0.5	<0.5	<0.5	<0.5	<0.5	<2	<0.5	<2	<0.5	<2	<0.5	<0.5	<0.5	<0.5	<0.5	<1	<0.5	<0.5	<1	<1.5	<1	<0.5	<50	<50	<50	<50
92570483	FB-2-202211103	NA	11/03/2021	NA	<0.5	<0.5	<0.5	<0.5	<0.5	<1	<0.5	<1	<0.5	<0.5	<0.5	<0.5	<0.5	<2	<0.5	<2	<0.5	<2	<0.5	<0.5	<0.5	<0.5	<0.5	<1	<0.5	<0.5	<1	<1.5	<1	<0.5	<50	<50	<50	<50
92570816	EB-1-20211104	NA	11/04/2021	<5	<0.5	<0.5	<0.5	<0.5	<0.5	<1	<0.5	<1	<0.5	<0.5	<0.5	<0.5	<0.5	<2	<0.5	<2	<0.5	<2	<0.5	<0.5	<0.5	<0.5	<0.5	<1	<0.5	<0.5	<1	<1.5	<1	<0.5	<50	<50	<50	<50
92570816	EB-2-20211104	NA	11/04/2021	<5	<0.5	<0.5	<0.5	<0.5	<0.5	<1	<0.5	<1	<0.5	<0.5	<0.5	<0.5	<0.5	<2	<0.5	<2	<0.5	<2	<0.5	<0.5	<0.5	<0.5	<0.5	<1	<0.5	<0.5	<1	<1.5	<1	<0.5	<50	<50	<50	<50

Table 5A
Summary of Monitoring Well Sampling Results

Colonial Pipeline Company
2020-L1-SR2448
Huntersville, North Carolina

Lab Report Number	Sample ID	Well ID	Sample Date	Metals (µg/L)	VOCs (µg/L)																												MADEP VPH (µg/L)			
				Lead	Benzene	Bromochloromethane	Bromodichloromethane	n-Butylbenzene	sec-Butylbenzene	Chloroethane	Chloroform	Chloromethane	2-Chlorotoluene	Dibromochloromethane	1,2-Dichloroethane	Diisopropyl ether	Ethylbenzene	Hexachloro-1,3-butadiene	Isopropylbenzene (Cumene)	Methylene Chloride	Methyl-tert-butyl ether	Naphthalene	n-Propylbenzene	Styrene	Tetrachloroethene	Toluene	Trichloroethene	Trichlorofluoromethane	1,2,4-Trimethylbenzene	1,3,5-Trimethylbenzene	Vinyl chloride	Xylene (Total)	m&p-Xylene	o-Xylene	C5 - C8 Aliphatics	C9 - C12 Aliphatics	C9 - C10 Aromatics	VPH (Total)
NCAC 2L Standards				**15**	**1**	**NE**	**0.6**	**70**	**70**	**3000**	**70**	**3**	**100**	**0.4**	**0.4**	**70**	**600**	**0.4**	**70**	**5**	**20**	**6**	**70**	**70**	**0.7**	**600**	**3**	**2000**	**400**	**400**	**0.03**	**500**	**500**	**500**	**400**	**700**	**200**	**NE**
IMAC Standards				--	--	--	--	--	--	--	--	--	--	--	--	--	--	--	--	--	--	--	--	--	--	--	--	--	--	--	--	--	--	--	--	--	--
92570816	FB-1-20211104	NA	11/04/2021	NA	<0.5	<0.5	<0.5	<0.5	<0.5	<1	<0.5	<1	<0.5	<0.5	<0.5	<0.5	<0.5	<2	<0.5	<2	<0.5	<2	<0.5	<0.5	<0.5	<0.5	<0.5	<1	<0.5	<0.5	<1	<1.5	<1	<0.5	<50	<50	<50	<50
92570816	FB-2-20211104	NA	11/04/2021	NA	<0.5	<0.5	<0.5	<0.5	<0.5	<1	<0.5	<1	<0.5	<0.5	<0.5	<0.5	<0.5	<2	<0.5	<2	<0.5	<2	<0.5	<0.5	<0.5	<0.5	<0.5	<1	<0.5	<0.5	<1	<1.5	<1	<0.5	<50	<50	<50	<50
92571046	FB-1-20211105	NA	11/05/2021	NA	<0.5	<0.5	<0.5	<0.5	<0.5	<1	<0.5	<1	<0.5	<0.5	<0.5	<0.5	<0.5	<2	<0.5	<2	<0.5	<2	<0.5	<0.5	<0.5	<0.5	<0.5	<1	<0.5	<0.5	<1	<1.5	<1	<0.5	<50	<50	<50	<50
92571040	EB-1-20211105	NA	11/05/2021	<5	<0.5	<0.5	<0.5	<0.5	<0.5	<1	<0.5	<1	<0.5	<0.5	<0.5	<0.5	<0.5	<2	<0.5	<2	<0.5	<2	<0.5	<0.5	<0.5	<0.5	<0.5	<1	<0.5	<0.5	<1	<1.5	<1	<0.5	<50	<50	<50	<50
92574894	EB-2-20211130	NA	11/30/2021	<5	<0.5	<0.5	<0.5	<0.5	<0.5	<1	<0.5	<1	<0.5	<0.5	<0.5	<0.5	<0.5	<2	<0.5	<2	<0.5	<2	<0.5	<0.5	<0.5	<0.5	<0.5	<1	<0.5	<0.5	<1	<1.5	<1	<0.5	<50	<50	<50	<50
92574894	FB-2-20211130	NA	11/30/2021	NA	<0.5	<0.5	<0.5	<0.5	<0.5	<1	<0.5	<1	<0.5	<0.5	<0.5	<0.5	<0.5	<2	<0.5	<2	<0.5	<2	<0.5	<0.5	<0.5	<0.5	<0.5	<1	<0.5	<0.5	<1	<1.5	<1	<0.5	<50	<50	<50	<50
92574905	EB-1-20211130	NA	11/30/2021	<5	<0.5	<0.5	<0.5	<0.5	<0.5	<1	<0.5	<1	<0.5	<0.5	<0.5	<0.5	<0.5	<2	<0.5	<2	<0.5	<2	<0.5	<0.5	<0.5	<0.5	<0.5	<1	<0.5	<0.5	<1	<1.5	<1	<0.5	<50	<50	<50	<50
92574898	FB-1-20211130	NA	11/30/2021	NA	<0.5	<0.5	<0.5	<0.5	<0.5	<1	<0.5	<1	<0.5	<0.5	<0.5	<0.5	<0.5	<2	<0.5	<2	<0.5	<2	<0.5	<0.5	<0.5	<0.5	<0.5	<1	<0.5	<0.5	<1	<1.5	<1	<0.5	<50	<50	<50	<50
92575208	EB-1-20211201	NA	12/01/2021	<5	<0.5	<0.5	<0.5	<0.5	<0.5	<1	<0.5	<1	<0.5	<0.5	<0.5	<0.5	<0.5	<2	<0.5	<2	<0.5	<2	<0.5	<0.5	<0.5	<0.5	<0.5	<1	<0.5	<0.5	<1	<1.5	<1	<0.5	<50	<50	<50	<50
92575462	FB-1-20211201	NA	12/01/2021	NA	<0.5	<0.5	<0.5	<0.5	<0.5	<1	<0.5	<1	<0.5	<0.5	<0.5	<0.5	<0.5	<2	<0.5	<2	<0.5	<2	<0.5	<0.5	<0.5	<0.5	<0.5	<1	<0.5	<0.5	<1	<1.5	<1	<0.5	<50	<50	<50	<50
92575206	EB-2-20211201	NA	12/01/2021	<5	<0.5	<0.5	<0.5	<0.5	<0.5	<1	<0.5	<1	<0.5	<0.5	<0.5	<0.5	<0.5	<2	<0.5	<2	<0.5	<2	<0.5	<0.5	<0.5	<0.5	<0.5	<1	<0.5	<0.5	<1	<1.5	<1	<0.5	<50	<50	<50	<50
92575206	FB-2-20211201	NA	12/01/2021	NA	<0.5	<0.5	<0.5	<0.5	<0.5	<1	<0.5	<1	<0.5	<0.5	<0.5	<0.5	<0.5	<2	<0.5	<2	<0.5	<2	<0.5	<0.5	<0.5	<0.5	<0.5	<1	<0.5	<0.5	<1	<1.5	<1	<0.5	<50	<50	<50	<50
92575654	EB-1-20211202	NA	12/02/2021	<5	<0.5	<0.5	<0.5	<0.5	<0.5	<1	<0.5	<1	<0.5	<0.5	<0.5	<0.5	<0.5	<2	<0.5	<2	<0.5	<2	<0.5	<0.5	<0.5	<0.5	<0.5	<1	<0.5	<0.5	<1	<1.5	<1	<0.5	<50	<50	<50	<50
92575654	EB-2-20211202	NA	12/02/2021	<5	<0.5	<0.5	<0.5	<0.5	<0.5	<1	<0.5	<1	<0.5	<0.5	<0.5	<0.5	<0.5	<2	<0.5	<2	<0.5	<2	<0.5	<0.5	<0.5	<0.5	<0.5	<1	<0.5	<0.5	<1	<1.5	<1	<0.5	<50	<50	<50	<50
92575654	FB-1-20211202	NA	12/02/2021	NA	<0.5	<0.5	<0.5	<0.5	<0.5	<1	<0.5	<1	<0.5	<0.5	<0.5	<0.5	<0.5	<2	<0.5	<2	<0.5	<2	<0.5	<0.5	<0.5	<0.5	<0.5	<1	<0.5	<0.5	<1	<1.5	<1	<0.5	<50	<50	<50	<50
92575654	FB-2-20211202	NA	12/02/2021	NA	<0.5	<0.5	<0.5	<0.5	<0.5	<1	<0.5	<1	<0.5	<0.5	<0.5	<0.5	<0.5	<2	<0.5	<2	<0.5	<2	<0.5	<0.5	<0.5	<0.5	<0.5	<1	<0.5	<0.5	<1	<1.5	<1	<0.5	<50	<50	<50	<50
92575770	EB-1-20211203	NA	12/03/2021	<5	<0.5	<0.5	<0.5	<0.5	<0.5	<1	<0.5	<1	<0.5	<0.5	<0.5	<0.5	<0.5	<2	<0.5	<2	<0.5	<2	<0.5	<0.5	<0.5	<0.5	<0.5	<1	<0.5	<0.5	<1	<1.5	<1	<0.5	<50	<50	<50	<50
92575770	FB-1-20211203	NA	12/03/2021	NA	<0.5	<0.5	<0.5	<0.5	<0.5	<1	<0.5	<1	<0.5	<0.5	<0.5	<0.5	<0.5	<2	<0.5	<2	<0.5	<2	<0.5	<0.5	<0.5	<0.5	<0.5	<1	<0.5	<0.5	<1	<1.5	<1	<0.5	<50	<50	<50	<50
92580645 92580644	EB-1-20220103	NA	01/03/2022	<5	<0.5	<0.5	<0.5	<0.5	<0.5	<1	<0.5	<1	<0.5	<0.5	<0.5	<0.5	<0.5	<2	<0.5	<2	<0.5	<2	<0.5	<0.5	<0.5	<0.5	<0.5	<1	<0.5	<0.5	<1	<1.5	<1	<0.5	<50	<50	<50	<50
92580642	FB-1-20220103	NA	01/03/2022	NA	<0.5	<0.5	<0.5	<0.5	<0.5	<1	<0.5	<1	<0.5	<0.5	<0.5	<0.5	<0.5	<2	<0.5	<2	<0.5	<2	<0.5	<0.5	<0.5	<0.5	<0.5	<1	<0.5	<0.5	<1	<1.5	<1	<0.5	<50	<50	<50	<50
92580645 92580644	EB-2-20220103	NA	01/03/2022	<5	<0.5	<0.5	<0.5	<0.5	<0.5	<1	<0.5	<1	<0.5	<0.5	<0.5	<0.5	<0.5	<2	<0.5	<2	<0.5	<2	<0.5	<0.5	<0.5	<0.5	<0.5	<1	<0.5	<0.5	<1	<1.5	<1	<0.5	<50	<50	<50	<50
92580647	FB-2-20220103	NA	01/03/2022	NA	<0.5	<0.5	<0.5	<0.5	<0.5	<1	<0.5	<1	<0.5	<0.5	<0.5	<0.5	<0.5	<2	<0.5	<2	<0.5	<2	<0.5	<0.5	<0.5	<0.5	<0.5	<1	<0.5	<0.5	<1	<1.5	<1	<0.5	<50	<50	<50	<50
92580901	FB-1-20220104	NA	01/04/2022	NA	<0.5	<0.5	<0.5	<0.5	<0.5	<1	<0.5	<1	<0.5	<0.5	<0.5	<0.5	<0.5	<2	<0.5	<2	<0.5	<2	<0.5	<0.5	<0.5	<0.5	<0.5	<1	<0.5	<0.5	<1	<1.5	<1	<0.5	<50	<50	<50	<50
92580903 92580955	EB-1-20220104	NA	01/04/2022	<5	<0.5	<0.5	<0.5	<0.5	<0.5	<1	<0.5	<1	<0.5	<0.5	<0.5	<0.5	<0.5	<2	<0.5	<2	<0.5	<2	<0.5	<0.5	<0.5	<0.5	<0.5	<1	<0.5	<0.5	<1	<1.5	<1	<0.5	<50	<50	<50	<50
92580903 92580955	EB-2-20220104	NA	01/04/2022	<5	<0.5	<0.5	<0.5	<0.5	<0.5	<1	<0.5	<1	<0.5	<0.5	<0.5	<0.5	<0.5	<2	<0.5	<2	<0.5	<2	<0.5	<0.5	<0.5	<0.5	<0.5	<1	<0.5	<0.5	<1	<1.5	<1	<0.5	<50	<50	<50	<50
92580903	FB-2-20220104	NA	01/04/2022	NA	<0.5	<0.5	<0.5	<0.5	<0.5	<1	<0.5	<1	<0.5	<0.5	<0.5	<0.5	<0.5	<2	<0.5	<2	<0.5	<2	<0.5	<0.5	<0.5	<0.5	<0.5	<1	<0.5	<0.5	<1	<1.5	<1	<0.5	<50	<50	<50	<50
92581193	FB-1-20220105	NA	01/05/2022	NA	<0.5	<0.5	<0.5	<0.5	<0.5	<1	<0.5	<1	<0.5	<0.5	<0.5	<0.5	<0.5	<2	<0.5	<2	<0.5	<2	<0.5	<0.5	<0.5	<0.5	<0.5	<1	<0.5	<0.5	<1	<1.5	<1	<0.5	<50	<50	<50	<50
92583209	EB-1-20220105	NA	01/05/2022	<5	<0.5	<0.5	<0.5	<0.5	<0.5	<1	<0.5	<1	<0.5	<0.5	<0.5	<0.5	<0.5	<2	<0.5	<2	<0.5	<2	<0.5	<0.5	<0.5	<0.5	<0.5	<1	<0.5	<0.5	<1	<1.5	<1	<0.5	<50	<50	<50	<50
92583209	EB-2-20220105	NA	01/05/2022	<5	<0.5	<0.5	<0.5	<0.5	<0.5	<1	<0.5	<1	<0.5	<0.5	<0.5	<0.5	<0.5	<2	<0.5	<2	<0.5	<2	<0.5	<0.5	<0.5	<0.5	<0.5	<1	<0.5	<0.5	<1	<1.5	<1	<0.5	<50	<50	<50	<50
92583209	FB-2-20220105	NA	01/05/2022	NA	<0.5	<0.5	<0.5	<0.5	<0.5	<1	<0.5	<1	<0.5	<0.5	<0.5	<0.5	<0.5	<2	<0.5	<2	<0.5	<2	<0.5	<0.5	<0.5	<0.5	<0.5	<1	<0.5	<0.5	<1	<1.5	<1	<0.5	<50	<50	<50	<50
92583376	EB-1-20220106	NA	01/06/2022	<5	<0.5	<0.5	<0.5	<0.5	<0.5	<1	<0.5	<1	<0.5	<0.5	<0.5	<0.5	<0.5	<2	<0.5	<2	<0.5	<2	<0.5	<0.5	<0.5	<0.5	<0.5	<1	<0.5	<0.5	<1	<1.5	<1	<0.5	<50	<50	<50	<50
92583376	EB-2-20220106	NA	01/06/2022	<5	<0.5	<0.5	<0.5	<0.5	<0.5	<1	<0.5	<1	<0.5	<0.5	<0.5	<0.5	<0.5	<2	<0.5	<2	<0.5	<2	<0.5	<0.5	<0.5	<0.5	<0.5	<1	<0.5	<0.5	<1	<1.5	<1	<0.5	<50	<50	<50	<50
92583376	FB-1-20220106	NA	01/06/2022	NA	<0.5	<0.5	<0.5	<0.5	<0.5	<1	<0.5	<1	<0.5	<0.5	<0.5	<0.5	<0.5	<2	<0.5	<2	<0.5	<2	<0.5	<0.5	<0.5	<0.5	<0.5	<1	<0.5	<0.5	<1	<1.5	<1	<0.5	<50	<50	<50	<50
92583376	FB-2-20220106	NA	01/06/2022	NA	<0.5	<0.5	<0.5	<0.5	<0.5	<1	<0.5	<1	<0.5	<0.5	<0.5	<0.5	<0.5	<2	<0.5	<2	<0.5	<2	<0.5	<0.5	<0.5	<0.5	<0.5	<1	<0.5	<0.5	<1	<1.5	<1	<0.5	<50	<50	<50	<50
92581742	EB-1-20220107	NA	01/07/2022	<5	<0.5	<0.5	<0.5	<0.5	<0.5	<1	<0.5	<1	<0.5	<0.5	<0.5	<0.5	<0.5	<2	<0.5	<2	<0.5	<2	<0.5	<0.5	<0.5	<0.5	<0.5	<1	<0.5	<0.5	<1	<1.5	<1	<0.5	<50	<50	<50	<50
92581742	FB-1-20220107	NA	01/07/2022	NA	<0.5	<0.5	<0.5	<0.5	<0.5	<1	<0.5	<1	<0.5	<0.5	<0.5	<0.5	<0.5	<2	<0.5	<2	<0.5	<2	<0.5	<0.5	<0.5	<0.5	<0.5	<1	<0.5	<0.5	<1	<1.5	<1	<0.5	<50	<50	<50	<50
92585316	EB-1-20220131	NA	01/31/2022	NA	<0.5	<0.5	<0.5	<0.5	<0.5	<1	<0.5	<1	<0.5	<0.5	<0.5	<0.5	<0.5	<2	<0.5	<2	<0.5	<2	<0.5	<0.5	<0.5	<0.5	<0.5	<1	<0.5	<0.5	<1	<1.5	<1	<0.5	<50	<50	<50	<50
92585316	FB-1-20220131	NA	01/31/2022	<5	<0.5	<0.5	<0.5	<0.5	<0.5	<1	<0.5	<1	<0.5	<0.5	<0.5	<0.5	<0.5	<2	<0.5	<2	<0.5	<2	<0.5	<0.5	<0.5	<0.5	<0.5	<1	<0.5	<0.5	<1	<1.5	<1	<0.5	<50	<50	<50	<50
92585315	EB-2-20220131	NA	01/31/2022	<5	<0.5	<0.5	<0.5	<0.5	<0.5	<1	<0.5	<1	<0.5	<0.5	<0.5	<0.5	<0.5	<2	<0.5	<2	<0.5	<2	<0.5	<0.5	<0.5	<0.5	<0.5	<1	<0.5	<0.5	<1	<1.5	<1	<0.5	<50	<50	<50	<50
92585315	FB-2-0220131	NA	01/31/2022	NA	<0.5	<0.5	<0.5	<0.5	<0.5	<1	<0.5	<1	<0.5	<0.5	<0.5	<0.5	<0.5	<2	<0.5	<2	<0.5	<2	<0.5	<0.5	<0.5	<0.5	<0.5	<1	<0.5	<0.5	<1	<1.5	<1	<0.5	<50	<50	<50	<50
92585562	EB-1-20220201	NA	02/01/2022	<5	<0.5	<0.5	<0.5	<0.5	<0.5	<1	<0.5	<1	<0.5	<0.5	<0.5	<0.5	<0.5	<2	<0.5	<2	<0.5	<2	<0.5	<0.5	<0.5	<0.5	<0.5	<1	<0.5	<0.5	<1	<1.5	<1	<0.5	<50	<50	<50	<50
92585562	FB-2-20220201	NA	02/01/2022	NA	<0.5	<0.5	<0.5	<0.5	<0.5	<1	<0.5	<1	<0.5	<0.5	<0.5	<0.5	<0.5	<2	<0.5	<2	<0.5	<2	<0.5	<0.5	<0.5	<0.5	<0.5	<1	<0.5	<0.5	<1	<1.5	<1	<0.5	<50	<50	<50	<50
92585560	EB-2-20220201	NA	02/01/2022	<5	<0.5	<0.5	<0.5	<0.5	<0.5	<1	<0.5	<1	<0.5	<0.5	<0.5	<0.5	<0.5	<2	<0.5	<2	<0.5	<2	<0.5	<0.5	<0.5	<0.5	<0.5	<1	<0.5	<0.5	<1	<1.5	<1	<0.5	<50	<50	<50	<50
92585560	FB-1-20220201	NA	02/01/2022	NA	<0.5	<0.5	<0.5	<0.5	<0.5	<1	<0.5	<1	<0.5	<0.5	<0.5	<0.5	<0.5	<2	<0.5	<2	<0.5	<2	<0.5	<0.5	<0.5	<0.5	<0.5	<1	<0.5	<0.5	<1	<1.5	<1	<0.5	<50	<50	<50	<50
92585900	EB-1-20220202	NA	02/02/2022	<5	<0.5	<0.5	<0.5	<0.5	<0.5	<1	<0.5	<1	<0.5	<0.5	<0.5	<0.5	<0.5	<2	<0.5	<2	<0.5	<2	<0.5	<0.5	<0.5	<0.5	<0.5	<1	<0.5	<0.5	<1	<1.5	<1	<0.5	<50	<50	<50	<50
92585900	EB-2-20220202	NA	02/02/2022	<5	<0.5	<0.5	<0.5	<0.5	<0.5	<1	<0.5	<1	<0.5	<0.5	<0.5	<0.5	<0.5	<2	<0.5	<2	<0.5	<2	<0.5	<0.5	<0.5	<0.5	<0.5	<1	<0.5	<0.5	<1	<1.5	<1	<0.5	<50	<50	<50	<50
92585900	FB-1-20220202	NA	02/02/2022	NA	<0.5	<0.5	<0.5	<0.5	<0.5	<1	<0.5	<1	<0.5	<0.5	<0.5	<0.5	<0.5	<2	<0.5	<2	<0.5	<2	<0.5	<0.5	<0.5	<0.5	<0.5	<1	<0.5	<0.5	<1	<1.5	<1	<0.5	<50	<50	<50	<50

Table 5A
Summary of Monitoring Well Sampling Results

Colonial Pipeline Company
2020-L1-SR2448
Huntersville, North Carolina

Lab Report Number	Sample ID	Well ID	Sample Date	Metals (µg/L)	VOCs (µg/L)																												MADEP VPH (µg/L)			
				Lead	Benzene	Bromochloromethane	Bromodichloromethane	n-Butylbenzene	sec-Butylbenzene	Chloroethane	Chloroform	Chloromethane	2-Chlorotoluene	Dibromochloromethane	1,2-Dichloroethane	Diisopropyl ether	Ethylbenzene	Hexachloro-1,3-butadiene	Isopropylbenzene (Cumene)	Methylene Chloride	Methyl-tert-butyl ether	Naphthalene	n-Propylbenzene	Styrene	Tetrachloroethene	Toluene	Trichloroethene	Trichlorofluoromethane	1,2,4-Trimethylbenzene	1,3,5-Trimethylbenzene	Vinyl chloride	Xylene (Total)	m&p-Xylene	o-Xylene	C5 - C8 Aliphatics	C9 - C12 Aliphatics	C9 - C10 Aromatics	VPH (Total)
NCAC 2L Standards				**15**	**1**	**NE**	**0.6**	**70**	**70**	**3000**	**70**	**3**	**100**	**0.4**	**0.4**	**70**	**600**	**0.4**	**70**	**5**	**20**	**6**	**70**	**70**	**0.7**	**600**	**3**	**2000**	**400**	**400**	**0.03**	**500**	**500**	**500**	**400**	**700**	**200**	**NE**
IMAC Standards				--	--	--	--	--	--	--	--	--	--	--	--	--	--	--	--	--	--	--	--	--	--	--	--	--	--	--	--	--	--	--	--	--	--	--
92585897	FB-2-20220202	NA	02/02/2022	NA	<0.5	<0.5	<0.5	<0.5	<0.5	<1	<0.5	<1	<0.5	<0.5	<0.5	<0.5	<0.5	<2	<0.5	<2	<0.5	<2	<0.5	<0.5	<0.5	<0.5	<0.5	<1	<0.5	<0.5	<1	<1.5	<1	<0.5	<50	<50	<50	<50
92586178	EB-1-20220203	NA	02/03/2022	NA	<0.5	<0.5	<0.5	<0.5	<0.5	<1	<0.5	<1	<0.5	<0.5	<0.5	<0.5	<0.5	<2	<0.5	<2	<0.5	<2	<0.5	<0.5	<0.5	<0.5	<0.5	<1	<0.5	<0.5	<1	<1.5	<1	<0.5	<50	<50	<50	<50
92586178	EB-2-20220203	NA	02/03/2022	<5	<0.5	<0.5	<0.5	<0.5	<0.5	<1	<0.5	<1	<0.5	<0.5	<0.5	<0.5	<0.5	<2	<0.5	<2	<0.5	<2	<0.5	<0.5	<0.5	<0.5	<0.5	<1	<0.5	<0.5	<1	<1.5	<1	<0.5	<50	<50	<50	<50
92586178	FB-1-20220203	NA	02/03/2022	NA	<0.5	<0.5	<0.5	<0.5	<0.5	<1	<0.5	<1	<0.5	<0.5	<0.5	<0.5	<0.5	<2	<0.5	<2	<0.5	<2	<0.5	<0.5	<0.5	<0.5	<0.5	<1	<0.5	<0.5	<1	<1.5	<1	<0.5	<50	<50	<50	<50
92586178	FB-2-20220203	NA	02/03/2022	NA	<0.5	<0.5	<0.5	<0.5	<0.5	<1	<0.5	<1	<0.5	<0.5	<0.5	<0.5	<0.5	<2	<0.5	<2	<0.5	<2	<0.5	<0.5	<0.5	<0.5	<0.5	<1	<0.5	<0.5	<1	<1.5	<1	<0.5	<50	<50	<50	<50

Notes:
NA - Not Analyzed
NE - Not Established
All units reported in micrograms per liter (µg/L)
Only detected constituents are shown
NCAC 2L Standard - North Carolina 15A NCAC 2L Groundwater Standard
"<" - Indicates compound was not detected above laboratory reporting limit
Lead - analyzed by Method 6010D
VOCs - Volatile Organic Compounds analyzed by Method SM 6200B
MADEP - Massachusetts Department of Environmental Protection; as required by North Carolina Department of Environmental Quality
VPH - Volatile Petroleum Hydrocarbon
J - Estimated concentration above the adjusted method detection limit and below the adjusted reporting limit
C0 - Result confirmed by second analysis
Bold values indicate compound was detected above laboratory reporting limit
Blue shading indicates an exceedance of NCAC 2L Standard
Samples beginning with "DUP" are field duplicates and co-samples of the preceeding row
IMAC - Interim Maximum Allowable Concentration
ID - Identification

Table 5B
Summary of Monitoring Well Select Oxygenate Sampling Results

Colonial Pipeline Company
2020-L1-SR2448
Huntersville, North Carolina

Lab Report Number	Sample ID	Well ID / WSW Address	Sample Date	Alcohol-Glycol (mg/L)	VOCs (µg/L)				
				n-Butanol	Ethanol	Ethyl-tert-butyl ether	tert-Amyl Alcohol	tert-Amylmethyl ether	tert-Butyl Alcohol
IMAC Standards				**0.7**	**4,000**	**47**	**NE**	**128**	**10**
NCAC 2L Standards				**NE**	**--**	**--**	**--**	**--**	**--**
Surficial Unit Monitoring Wells									
92554137	MW-01_20210805	MW-01	08/05/2021	<0.2	<200	<10	<100	<10	<50
92554285	MW-02_20210806	MW-02	08/06/2021	<0.2	<200	<10	<100	<10	<50
92554137	MW-03_20210805	MW-03	08/05/2021	<0.2	<200	<10	<100	<10	<50
92554285	MW-04_20210806	MW-04	08/06/2021	<0.2	<200	<10	<100	<10	<50
92554285	MW-05_20210806	MW-05	08/06/2021	<0.2	<200	<10	<100	<10	<50
92553563	MW-06_20210804	MW-06	08/04/2021	<0.2	<200	<10	<100	<10	<50
92554137	MW-07_20210805	MW-07	08/05/2021	<0.2	<200	<10	<100	<10	<50
92553185	MW-08_20210803	MW-08	08/03/2021	<0.2	<200	<10	<100	<10	<50
92553563	MW-09_20210804	MW-09	08/04/2021	<0.2	<200	<10	<100	<10	<50
92554285	MW-12_20210806	MW-12	08/06/2021	<0.2	<200	<10	<100	<10	<50
92553185	MW-13_20210803	MW-13	08/03/2021	<0.2	<200	<10	<100	<10	<50
92553185	MW-14_20210803	MW-14	08/03/2021	<0.2	<200	<10	<100	<10	<50
92554285	MW-15_20210806	MW-15	08/06/2021	<0.2	<200	<10	<100	<10	<50
92553519	MW-16_20210804	MW-16	08/04/2021	<0.2	<200	<10	<100	<10	<50
92553519	MW-17_20210804	MW-17	08/04/2021	<0.2	<200	<10	<100	<10	<50
92553189	MW-19_20210803	MW-19	08/03/2021	<5	<8000	<400	<4000	<400	<2000
92553563	MW-20_20210804	MW-20	08/04/2021	<0.2	<200	<10	<100	<10	<50
92553189	MW-21_20210803	MW-21	08/03/2021	<5	<200	<10	<100	**3.6J**	<50
92553189	MW-23_20210803	MW-23	08/03/2021	<5	<200	<10	<100	<10	<50
92553563	MW-25_20210804	MW-25	08/04/2021	<0.2	<200	<10	<100	<10	<50
92554137	MW-27_20210805	MW-27	08/05/2021	<0.2	<200	<10	<100	<10	<50
92553519	MW-28_20210804	MW-28	08/04/2021	<0.2	<200	<10	<100	<10	<50
92553519	DUP-1-20210804	MW-28	08/04/2021	<0.2	<200	<10	<100	<10	<50
92554137	MW-29_20210805	MW-29	08/05/2021	<2.0	<8000	<400	<4000	<400	<2000
92553563	MW-30_20210804	MW-30	08/04/2021	<0.2	<200	<10	<100	<10	<50
92553189	MW-31_20210803	MW-31	08/03/2021	<5	<200	<10	<100	<10	<50
92553189	DUP-1-20210803	MW-31	08/03/2021	<5	<200	<10	<100	<10	<50
92554137	MW-32_20210805	MW-32	08/05/2021	<0.2	<200	<10	<100	<10	<50
92554137	MW-33_20210805	MW-33	08/05/2021	<0.2	<200	<10	<100	<10	<50
92553563	MW-34_20210804	MW-34	08/04/2021	<0.2	<200	<10	<100	<10	<50
92554137	MW-35_20210805	MW-35	08/05/2021	<0.2	<200	<10	<100	<10	<50
92554285	MW-36_20210806	MW-36	08/06/2021	<0.2	<200	<10	<100	<10	<50
92553563	MW-38_20210804	MW-38	08/04/2021	<0.2	<2000	<100	<1000	**50.4J**	<500
92553563	MW-41_20210804	MW-41	08/04/2021	<0.2	<200	<10	<100	<10	<50
92552929	MW-42_20210802	MW-42	08/02/2021	<5	<200	<10	<100	<10	<50
92554137	MW-43_20210805	MW-43	08/05/2021	<0.2	<200	<10	<100	<10	<50
92553185	MW-44_20210803	MW-44	08/03/2021	<0.2	<200	<10	<100	<10	<50
92553065	MW-45_20210802	MW-45	08/02/2021	<5	<200	<10	<100	<10	<50
92553185	MW-46_20210803	MW-46	08/03/2021	<0.2	<200	<10	<100	<10	<50
92553065	MW-49_20210802	MW-49	08/02/2021	<5	<200	<10	<100	<10	<50
92553185	MW-50_20210803	MW-50	08/03/2021	<5	<400	<20	**114J**	<20	<100
92553065	MW-51_20210802	MW-51	08/02/2021	<5	<200	<10	<100	<10	<50
92553065	DUP-2-20210802	MW-51	08/02/2021	<5	<200	<10	<100	<10	<50
92554137	MW-52_20210805	MW-52	08/05/2021	<0.2	<800	<40	<400	<40	<200
92554137	MW-53_20210805	MW-53	08/05/2021	<0.2	<200	<10	<100	<10	<50
92554137	DUP-2-20210805	MW-53	08/05/2021	<0.2	<200	<10	<100	<10	<50
92554137	MW-54_20210805	MW-54	08/05/2021	<0.2	<2000	<100	<1000	<100	<500
92553563	MW-56_20210804	MW-56	08/04/2021	<0.2	<200	<10	<100	<10	<50
92553563	MW-57_20210804	MW-57	08/04/2021	<0.2	<200	<10	<100	<10	<50
92554137	MW-58_20210805	MW-58	08/05/2021	<0.2	<200	<10	<100	<10	<50
92554137	MW-59_20210805	MW-59	08/05/2021	<0.2	<200	<10	<100	<10	<50
92553185	MW-60_20210803	MW-60	08/03/2021	<0.2	<200	<10	<100	<10	<50
92553065	MW-62_20210802	MW-62	08/02/2021	<5	<200	<10	<100	<10	<50
92554137	MW-63_20210805	MW-63	08/05/2021	<0.2	<200	<10	<100	<10	<50
92552963	MW-64_20210802	MW-64	08/02/2021	<5	<200	<10	<100	<10	<50
92552963	MW-65_20210802	MW-65	08/02/2021	<5	<200	<10	<100	<10	<50
92552929	MW-66_20210802	MW-66	08/02/2021	<5	<200	<10	<100	<10	<50
92552929	MW-67_20210802	MW-67	08/02/2021	<5	<200	<10	<100	<10	<50
92552929	DUP-1 20210802	MW-67	08/02/2021	<5	<200	<10	<100	<10	<50
92552929	MW-68_20210802	MW-68	08/02/2021	<5	<200	<10	<100	<10	<50
92553563	MW-69_20210804	MW-69	08/04/2021	<0.2	<200	<10	<100	<10	<50

Table 5B
Summary of Monitoring Well Select Oxygenate Sampling Results

Colonial Pipeline Company
2020-L1-SR2448
Huntersville, North Carolina

Lab Report Number	Sample ID	Well ID / WSW Address	Sample Date	Alcohol-Glycol (mg/L)	VOCs (µg/L)				
				n-Butanol	Ethanol	Ethyl-tert-butyl ether	tert-Amyl Alcohol	tert-Amylmethyl ether	tert-Butyl Alcohol
IMAC Standards				**0.7**	**4,000**	**47**	**NE**	**128**	**10**
NCAC 2L Standards				**NE**	**--**	**--**	**--**	**--**	**--**
92552963	MW-70_20210802	MW-70	08/02/2021	<5	<200	<10	<100	<10	<50
92554137	MW-71_20210805	MW-71	08/05/2021	<0.2	<800	<40	<400	<40	<200
92553065	MW-73_20210802	MW-73	08/02/2021	<5	<200	<10	<100	<10	<50
92552963	MW-74_20210802	MW-74	08/02/2021	<5	<200	<10	<100	<10	<50
92552963	MW-75_20210802	MW-75	08/02/2021	<5	<200	<10	<100	<10	<50
92553185	MW-76_20210803	MW-76	08/03/2021	<0.2	<200	<10	<100	<10	<50
92553185	DUP-2-20210803	MW-76	08/03/2021	<0.2	<200	<10	<100	<10	<50
92553189	MW-77_20210803	MW-77	08/03/2021	<5	<200	<10	<100	<10	<50
92553189	MW-78_20210803	MW-78	08/03/2021	<5	<200	<10	<100	<10	<50
92553189	MW-79_20210803	MW-79	08/03/2021	<5	<200	<10	<100	<10	<50
92553189	MW-80_20210803	MW-80	08/03/2021	<5	<200	<10	<100	<10	<50
92553189	MW-81_20210803	MW-81	08/03/2021	<5	<200	<10	<100	<10	<50
92553189	MW-82_20210803	MW-82	08/03/2021	<5	<200	<10	<100	<10	<50
92553519	MW-83_20210804	MW-83	08/04/2021	<0.2	<200	<10	<100	<10	<50
92553189	MW-84_20210803	MW-84	08/03/2021	<5	<200	<10	<100	<10	<50
92553065	MW-86_20210802	MW-86	08/02/2021	<5	<200	<10	<100	<10	<50
92553563	MW-87_20210804	MW-87	08/04/2021	<0.2	<200	<10	<100	<10	<50
92553563	DUP-2-20210804	MW-87	08/04/2021	<0.2	<200	<10	<100	<10	<50
92553563	MW-88_20210804	MW-88	08/04/2021	<0.2	<200	<10	<100	<10	<50
92553563	MW-89_20210804	MW-89	08/04/2021	<0.2	<200	<10	<100	<10	<50
92554137	MW-92_20210805	MW-92	08/05/2021	<0.2	<200	<10	<100	<10	<50
92554137	MW-93_20210805	MW-93	08/05/2021	<0.2	<200	<10	<100	<10	<50
Bedrock Unit Monitoring Wells									
92554137	MW-07D_20210805	MW-07D	08/05/2021	<0.2	<200	<10	<100	<10	<50
92554137	DUP-1-20210805	MW-07D	08/05/2021	<0.2	<200	<10	<100	<10	<50
92553065	MW-14D_20210802	MW-14D	08/02/2021	<5	<200	<10	<100	<10	<50
92553519	MW-16D_20210804	MW-16D	08/04/2021	<0.2	<200	<10	<100	<10	<50
92553189	MW-31D_20210803	MW-31D	08/03/2021	<5	<200	<10	<100	<10	<50
92554137	MW-57D_20210805	MW-57D	08/05/2021	<0.2	<200	<10	<100	<10	<50
92553563	MW-61D_20210804	MW-61D	08/04/2021	<0.2	<200	<10	<100	<10	<50
92553185	MW-62D_20210803	MW-62D	08/03/2021	<0.2	<200	<10	<100	<10	<50
92552963	MW-65D_20210802	MW-65D	08/02/2021	<5	<200	<10	<100	<10	<50
92553519	MW-79D_20210804	MW-79D	08/04/2021	<0.2	<200	<10	<100	<10	<50
92553189	MW-81D_20210803	MW-81D	08/03/2021	<5	<200	<10	<100	<10	<50
Water Supply Well Data									
92554512	13800_HC_RD_20210810	13800_HC_RD	08/10/2021	<0.2	<200	<10	<100	<10	<50
92554466	13835_AC_RD_20210810	13835_HC_RD	08/10/2021	<0.2	<200	<10	<100	<10	<50
92554518	13926A_HC_RD_20210810	13926A_HC_RD	08/10/2021	<0.2	<200	<10	<100	<10	<50
92554504	13926B_HC_RD_20210810	13926B_HC_RD	08/10/2021	<0.2	<200	<10	<100	<10	<50
92554456	14226_HC_RD_20210810	14226_HC_RD	08/10/2021	<0.2	<200	<10	<100	<10	<50
92554497	14401_HC_RD_20210810	14401_HC_RD	08/10/2021	<0.2	<200	<10	<100	<10	<50
92554531	DUP-1_20210810	14401_HC_RD	08/10/2021	<0.2	<200	<10	<100	<10	<50
QC Data									
92552929	TRIP BLANK	N/A	08/02/2021	NA	<200	<10	<100	<10	<50
92553065	TRIP BLANK	N/A	08/02/2021	NA	<200	<10	<100	<10	<50
92553189	TRIP BLANK	N/A	08/03/2021	NA	<200	<10	<100	<10	<50
92553185	TRIP BLANK	N/A	08/03/2021	NA	<200	<10	<100	<10	<50
92553519	TRIP BLANK	N/A	08/04/2021	NA	<200	<10	<100	<10	<50
92553563	TRIP BLANK	N/A	08/04/2021	NA	<200	<10	<100	<10	<50
92554137	Trip Blank	N/A	08/05/2021	NA	<200	<10	<100	<10	<50
92554285	TB-2	N/A	08/06/2021	NA	<200	<10	<100	<10	<50
92554285	Trip Blank	N/A	08/06/2021	NA	<200	<10	<100	<10	<50
92554531	Trip Blank	N/A	08/10/2021	NA	<200	<10	<100	<10	<50
92552929	EB-1-20210802	N/A	08/02/2021	<5	<200	<10	<100	<10	<50
92553065	EB-2-20210802	N/A	08/02/2021	<5	<200	<10	<100	<10	<50
92553065	FB-1-20210802	N/A	08/02/2021	<5	<200	<10	<100	<10	<50
92552963	FB-2-20210802	N/A	08/02/2021	<5	<200	<10	<100	<10	<50

Table 5B
Summary of Monitoring Well Select Oxygenate Sampling Results

Colonial Pipeline Company
2020-L1-SR2448
Huntersville, North Carolina

Lab Report Number	Sample ID	Well ID / WSW Address	Sample Date	Alcohol-Glycol (mg/L)	VOCs (µg/L)				
				n-Butanol	Ethanol	Ethyl-tert-butyl ether	tert-Amyl Alcohol	tert-Amylmethyl ether	tert-Butyl Alcohol
IMAC Standards				**0.7**	**4,000**	**47**	**NE**	**128**	**10**
NCAC 2L Standards				**NE**	**--**	**--**	**--**	**--**	**--**
92553189	EB-2-20210803	N/A	08/03/2021	<5	<200	<10	<100	<10	<50
92553189	FB-2-20210803	N/A	08/03/2021	<5	<200	<10	<100	<10	<50
92553185	EB-1-20210803	N/A	08/03/2021	<0.2	<200	<10	<100	<10	<50
92553185	FB-1-20210803	N/A	08/03/2021	<0.2	<200	<10	<100	<10	<50
92553563	EB-2-20210804	N/A	08/04/2021	<0.2	<200	<10	<100	<10	<50
92553563	FB-2-20210804	N/A	08/04/2021	<0.2	<200	<10	<100	<10	<50
92553519	EB-1-20210804	N/A	08/04/2021	<0.2	<200	<10	<100	<10	<50
92553519	FB-1-20210804	N/A	08/04/2021	<0.2	<200	<10	<100	<10	<50
92554137	EB-1-20210805	N/A	08/05/2021	<0.2	<200	<10	<100	<10	<50
92554137	EB-2-20210805	N/A	08/05/2021	<0.2	<200	<10	<100	<10	<50
92554137	FB-1-20210805	N/A	08/05/2021	<0.2	<200	<10	<100	<10	<50
92554137	FB-2-20210805	N/A	08/05/2021	<0.2	<200	<10	<100	<10	<50
92554285	EB-1-20210806	N/A	08/06/2021	<5	<200	<10	<100	<10	<50
92554285	FB-1-20210806	N/A	08/06/2021	<5	<200	<10	<100	<10	<50
92554531	FB-1-20210810	N/A	08/10/2021	NA	<200	<10	<100	<10	<50

Notes:
NA - Not Analyzed
NE - Not Established
N/A - Not Applicable
All units reported in micrograms per liter (µg/L) except n-Butanol reported in milligrams per liter (mg/L)
NCAC 2L Standard - North Carolina 15A NCAC 2L Groundwater Standard
IMAC - Interim Maximum Allowable Concentration
"<" - Indicates compound was not detected above laboratory reporting limit
All analytes analyzed by Method SM 6200B
J - Estimated concentration above the method detection limit and below the reporting limit
Bold values indicate compound was detected above laboratory reporting limit
Blue shading indicates an exceedance of NCAC 2L Standard or IMAC Standard
Samples beginning with "DUP" are field duplicates and co-samples of the preceeding row
ID - Identification

Table 6
Summary of Well Construction Details

Colonial Pipeline Company
2020-L1-2448
Huntersville, North Carolina

Well ID	Latitude	Longitude	Ground Surface Elevation[1]	Top Of Casing Elevation[1]	Total Boring Depth (ft)	Total Well Depth (ft BTOC)	Bottom of well Elevation	Screen Length	Bottom of Screened Interval	Top of Screened Interval	Well Diameter (Inches)	Well Construction Date
Surficial Unit Monitoring Wells												
MW-01	35.41502	-80.80714	708.99	711.86	34	36.88	674.99	15	674.99	689.99	2	08/24/2020
MW-02	35.41487	-80.80773	709.42	712.53	34	37.11	675.42	15	675.42	690.42	2	08/25/2020
MW-03	35.41530	-80.80630	700.57	703.64	27	30.07	673.57	10	673.57	683.57	2	08/25/2020
MW-04	35.41474	-80.80776	712.26	715.04	40	42.78	672.26	30	672.26	702.26	2	08/28/2020
MW-05	35.41536	-80.80717	704.28	707.30	39	42.02	665.28	30	665.28	695.28	2	08/28/2020
MW-06	35.41523	-80.80750	703.43	706.34	40	42.91	663.43	30	663.43	693.43	2	08/29/2020
MW-07	35.41534	-80.80567	709.19	712.36	35	38.17	674.19	15	674.19	689.19	2	08/30/2020
MW-08	35.41237	-80.80574	721.82	724.93	45	48.11	676.82	30	676.82	706.82	4	08/28/2020
MW-09	35.41472	-80.80712	709.19	717.15	34	41.96	675.19	15	675.19	690.19	2	08/31/2020
MW-10	35.41403	-80.80774	719.99	722.91	25	27.92	694.99	15	694.99	709.99	2	08/31/2020
MW-11	35.41344	-80.80532	736.42	735.80	50	49.38	686.42	35	686.42	721.42	4	09/01/2020
MW-12	35.41455	-80.80797	715.33	718.27	38	40.94	677.33	20	677.33	697.33	2	09/01/2020
MW-13	35.41313	-80.80553	733.03	732.88	60	59.86	673.03	45	673.03	718.03	4	09/01/2020
MW-14	35.41260	-80.80562	721.96	725.30	41	44.34	680.96	30	680.96	710.96	4	09/02/2020
MW-15	35.41385	-80.80756	722.69	725.70	39	42.01	683.69	15	683.69	698.69	2	09/02/2020
MW-16	35.41325	-80.80753	722.32	725.49	50.13	53.30	672.19	35	672.19	707.19	4	09/02/2020
MW-17	35.41327	-80.80726	724.23	727.50	50	53.27	674.23	40	674.23	714.23	4	09/02/2020
MW-18	35.41490	-80.80518	726.72	728.17	45	46.45	681.72	15	681.72	696.72	2	09/02/2020
MW-19	35.41284	-80.80654	723.43	726.29	35	37.86	688.43	25	688.43	713.43	4	09/03/2020
MW-20	35.41511	-80.80484	727.62	729.69	48	50.07	679.62	15	679.62	694.62	2	09/03/2020
MW-21	35.41286	-80.80702	721.89	724.97	50	53.08	671.89	35	671.89	706.89	4	09/03/2020
MW-22R	35.41517	-80.80543	718.85	721.89	34	37.05	684.85	15	684.85	699.85	2	09/03/2021
MW-23	35.41285	-80.80726	721.15	723.74	45	47.59	676.15	30	676.15	706.15	2	09/03/2020
MW-24	35.41431	-80.80540	734.70	737.63	54	56.93	680.70	15	680.70	695.70	2	09/04/2020
MW-25	35.41464	-80.80506	730.89	734.02	57	60.13	673.89	15	673.89	688.89	2	09/04/2020
MW-26R	35.41518	-80.80575	715.02	717.71	72	74.69	643.02	55	643.02	698.02	2	09/08/2021
MW-27	35.41535	-80.80553	713.30	716.19	42	44.90	671.30	15	671.30	686.30	2	09/05/2020
MW-28	35.41321	-80.80788	720.57	720.45	40	39.88	680.57	15	680.57	695.57	2	09/05/2020
MW-29	35.41462	-80.80689	715.60	718.73	50	53.13	665.60	40	665.60	705.60	4	09/06/2020
MW-30	35.41481	-80.80730	712.07	715.08	38	41.16	673.92	15	673.92	688.92	2	09/06/2020
MW-31	35.41245	-80.80705	718.44	721.45	44	47.01	674.44	30	674.44	704.44	4	09/07/2020

Table 6
Summary of Well Construction Details

Colonial Pipeline Company
2020-L1-2448
Huntersville, North Carolina

Well ID	Latitude	Longitude	Ground Surface Elevation[1]	Top Of Casing Elevation[1]	Total Boring Depth (ft)	Total Well Depth (ft BTOC)	Bottom of well Elevation	Screen Length	Bottom of Screened Interval	Top of Screened Interval	Well Diameter (Inches)	Well Construction Date
MW-32	35.41595	-80.80662	688.75	691.78	28	31.24	660.54	15	660.54	675.54	2	09/05/2020
MW-33	35.41608	-80.80628	683.70	686.70	25	28.00	658.70	15	658.70	673.70	2	09/05/2020
MW-34	35.41613	-80.80605	681.00	683.89	20	22.89	661.00	15	661.00	676.00	2	09/07/2020
MW-35	35.41540	-80.80680	704.07	707.14	37	40.08	667.07	15	667.07	682.07	2	09/07/2020
MW-36	35.41517	-80.80666	707.51	710.39	42	44.88	665.51	15	665.51	680.51	2	09/08/2020
MW-37R	35.41496	-80.80656	712.01	714.37	35	37.36	677.01	15	677.01	692.01	2	09/08/2020
MW-38	35.41496	-80.80526	723.82	726.74	50	52.91	673.82	30	673.82	703.82	4	09/08/2020
MW-39	35.41342	-80.80571	734.63	733.86	50	49.24	684.63	35	684.63	719.63	4	09/08/2020
MW-40	35.41329	-80.80687	725.82	728.92	37	40.10	688.82	10	688.82	698.82	2	09/09/2020
MW-41	35.41400	-80.80516	742.82	745.92	65	68.10	677.82	15	677.82	692.82	2	09/09/2020
MW-42	35.41314	-80.80536	732.58	732.48	51	50.90	681.58	40	681.58	721.58	4	09/11/2020
MW-43	35.41369	-80.80706	726.58	729.80	47	50.22	679.58	35	679.58	714.58	4	08/30/2020
MW-44	35.41234	-80.80630	724.13	726.48	32.5	34.85	691.63	20	691.63	711.63	4	09/11/2020
MW-45	35.41285	-80.80550	726.57	729.41	50	52.84	676.57	40	676.57	716.57	4	09/11/2020
MW-46	35.41271	-80.80594	723.53	726.73	40	43.20	683.53	10	683.53	693.53	4	09/12/2020
MW-47	35.41270	-80.80614	723.61	723.18	27	26.57	696.61	20	696.61	716.61	4	09/12/2020
MW-48	35.41429	-80.80701	720.55	723.57	46	49.02	674.55	35	674.55	709.55	4	09/15/2020
MW-49	35.41276	-80.80551	724.00	727.58	51	54.58	673.00	40	673.00	713.00	4	09/16/2020
MW-50	35.41294	-80.80575	727.39	731.14	53	56.75	674.39	40	674.39	714.39	4	09/16/2020
MW-51	35.41291	-80.80550	728.15	734.12	45	50.97	683.15	30	683.15	713.15	4	09/18/2020
MW-52	35.41434	-80.80691	719.97	722.94	54	56.98	665.97	30	665.97	695.97	4	09/23/2020
MW-53	35.41546	-80.80583	704.50	707.49	60	62.99	644.50	20	644.50	664.50	4	09/28/2020
MW-54	35.41529	-80.80611	704.72	707.97	60	63.25	644.72	45	644.72	689.72	4	09/28/2020
MW-55	35.41387	-80.80507	742.89	743.95	67	68.07	675.89	25	675.89	700.89	4	09/29/2020
MW-56	35.41652	-80.80608	678.27	681.53	40	43.26	638.27	30	638.27	668.27	4	09/30/2020
MW-57	35.41608	-80.80578	683.94	687.18	45	48.24	638.94	35	638.94	673.94	4	10/01/2020
MW-58	35.41460	-80.80752	714.25	717.30	50	53.05	664.25	30	664.25	694.25	4	10/02/2020
MW-59	35.41455	-80.80725	716.45	719.38	50	52.93	666.45	30	666.45	696.45	4	10/03/2020
MW-60	35.41236	-80.80591	723.81	726.76	44	46.95	679.81	20	679.81	699.81	4	10/04/2020
MW-61	35.41390	-80.80474	743.42	746.57	67	70.14	676.42	30	676.42	706.42	4	11/05/2020
MW-62	35.41193	-80.80621	726.51	729.79	36	38.77	691.01	10	691.01	701.01	4	11/15/2020
MW-63	35.41519	-80.80517	722.68	725.76	59	61.58	664.18	35	664.18	699.18	4	11/18/2020
MW-64	35.41339	-80.80418	730.83	730.39	70	69.57	660.83	35	660.83	695.83	2	12/19/2020

Table 6
Summary of Well Construction Details

Colonial Pipeline Company
2020-L1-2448
Huntersville, North Carolina

Well ID	Latitude	Longitude	Ground Surface Elevation[1]	Top Of Casing Elevation[1]	Total Boring Depth (ft)	Total Well Depth (ft BTOC)	Bottom of well Elevation	Screen Length	Bottom of Screened Interval	Top of Screened Interval	Well Diameter (Inches)	Well Construction Date
MW-65	35.41276	-80.80401	714.46	714.71	40	40.25	674.46	15	674.46	689.46	2	12/22/2020
MW-66	35.41350	-80.80482	731.48	731.43	54	53.95	677.48	19	677.48	696.48	2	12/22/2020
MW-67	35.41319	-80.80474	724.23	724.32	45	45.10	679.23	15	679.23	694.23	2	12/21/2020
MW-68	35.41312	-80.80526	731.94	731.84	50	49.90	681.94	15	681.94	696.94	2	12/23/2020
MW-69	35.41395	-80.80445	741.42	741.74	59	59.22	682.52	30	682.52	712.52	4	12/15/2020
MW-70	35.41331	-80.80431	728.26	728.08	48	47.82	680.26	15	680.26	695.26	2	12/20/2020
MW-71	35.41417	-80.80466	743.39	746.97	65	68.58	678.39	15	678.39	693.39	2	01/06/2021
MW-72	35.41481	-80.80493	731.04	734.81	54	57.77	677.04	15	677.04	692.04	2	01/09/2021
MW-73	35.41217	-80.80586	723.40	726.44	45	48.09	678.34	15	678.34	693.34	2	01/11/2021
MW-74	35.41266	-80.80450	730.28	730.05	33	32.77	697.28	15	697.28	712.28	2	07/29/2021
MW-75	35.41345	-80.80442	713.52	713.48	46	45.95	667.52	15	667.52	682.52	2	08/03/2021
MW-76	35.41228	-80.80562	720.14	723.94	45	48.80	675.14	20	675.14	695.14	2	08/05/2021
MW-77	35.41275	-80.80735	719.05	722.70	48	51.56	671.14	30	671.14	701.14	2	02/24/2021
MW-78	35.41299	-80.80744	721.57	725.08	54	57.15	667.93	25	667.93	692.93	2	02/24/2021
MW-79	35.41257	-80.80724	718.70	721.67	40	43.34	678.33	20	678.33	698.33	2	02/25/2021
MW-80	35.41222	-80.80679	719.25	722.65	40	43.52	679.13	20	679.13	699.13	2	08/25/2021
MW-81	35.41179	-80.80660	722.99	722.83	37	36.84	685.99	20	685.99	705.99	2	08/26/2021
MW-82	35.41154	-80.80642	724.46	724.27	39	38.81	685.46	25	685.46	710.46	2	08/30/2021
MW-83	35.41329	-80.80703	725.21	724.91	44.5	44.20	680.71	20	680.71	700.71	4	03/05/2021
MW-84	35.41315	-80.80692	724.43	723.99	36.8	36.37	687.63	20	687.63	707.63	4	03/06/2021
MW-85	35.41330	-80.80688	725.83	727.67	37	38.84	688.83	20	688.83	708.83	4	03/08/2021
MW-86	35.41208	-80.80582	724.51	724.28	46	45.77	678.51	30	678.51	708.51	4	03/17/2021
MW-87	35.41497	-80.80468	731.36	734.39	55	58.04	676.36	20	676.36	696.36	4	04/22/2021
MW-88	35.41511	-80.80446	728.80	731.93	63.5	66.62	665.30	20	665.30	685.30	2	04/28/2021
MW-89	35.41490	-80.80445	731.60	734.67	53.8	56.87	677.80	20	677.80	697.80	2	04/29/2021
MW-92	35.41426	-80.80446	742.74	745.56	72.3	75.13	670.44	25	670.44	695.44	4	06/02/2021
MW-93	35.41409	-80.80428	741.19	744.05	63.5	66.36	677.69	20	677.69	697.69	2	06/02/2021
MW-94	35.41551	-80.80500	716.41	719.52	52	55.11	664.41	15	664.41	679.41	4	09/16/2021
MW-95	35.41537	-80.80649	700.95	701.33	60	60.38	640.95	45	640.95	685.95	4	09/23/2021
MW-96	35.41542	-80.80630	697.94	699.35	60	61.41	637.94	45	637.94	682.94	4	09/29/2021

Table 6
Summary of Well Construction Details

Colonial Pipeline Company
2020-L1-2448
Huntersville, North Carolina

Well ID	Latitude	Longitude	Ground Surface Elevation[1]	Top Of Casing Elevation[1]	Total Boring Depth (ft)	Total Well Depth (ft BTOC)	Bottom of well Elevation	Screen Length	Bottom of Screened Interval	Top of Screened Interval	Well Diameter (Inches)	Well Construction Date
Bed Rock Unit Monitoring Wells												
MW-04D	35.41473	-80.80779	712.28	715.36	129	132.08	583.28	10	583.28	593.28	2	09/27/2021
MW-07D	35.41540	-80.80564	708.43	711.73	173	176.30	535.43	10	535.43	545.43	2	11/15/2020
MW-14D	35.41263	-80.80557	721.87	724.94	198	201.07	523.87	10	523.87	533.87	2	02/27/2021
MW-16D	35.41325	-80.80751	722.48	725.05	130	132.57	592.48	20	592.48	612.48	4	06/11/2021
MW-25D	35.41467	-80.80514	730.34	733.32	139	141.98	588.36	10	588.36	598.36	2	12/03/2020
MW-31D	35.41200	-80.80739	714.03	714.09	73	73.06	640.97	15	640.97	655.97	4	05/12/2021
MW-36DR	35.41512	-80.80666	707.87	710.78	140	142.91	564.95	20	564.95	584.95	2	07/30/2021
MW-57D	35.41607	-80.80585	683.26	686.72	108	111.46	571.80	10	571.80	581.80	2	11/20/2020
MW-59D	35.41447	-80.80715	718.17	720.98	160	162.82	558.17	10	558.17	568.17	2	11/18/2020
MW-61D	35.41387	-80.80473	742.39	745.40	123	126.01	619.39	10	619.39	629.39	2	11/14/2020
MW-62D	35.41193	-80.80624	726.74	729.92	143	146.18	583.74	10	583.74	593.74	2	11/15/2020
MW-65D	35.41274	-80.80399	714.18	714.42	150	150.24	564.18	5	564.18	569.18	2	12/23/2020
MW-79D	35.41253	-80.80737	717.50	717.51	156.6	156.61	560.90	10	560.90	570.90	2	03/08/2021
MW-81D	35.41183	-80.80686	720.71	720.45	113	113.26	607.19	15	607.19	622.19	4	07/28/2021
MW-89D	35.41489	-80.80432	731.48	731.52	110	110.04	621.48	20	621.48	641.48	2	08/25/2021
MW-90D	35.41428	-80.80611	729.23	730.09	83	83.86	646.23	NA	646.23	NA	4	05/21/2021
MW-91D	35.41418	-80.80595	734.90	735.84	91	91.94	643.90	NA	643.90	NA	4	05/20/2021
MW-90DD	35.41440	-80.80606	727.94	731.13	191	194.19	536.94	10	536.94	546.94	2	07/20/2021
MW-91DD	35.41392	-80.80615	732.55	735.19	200	202.64	532.55	15	532.55	547.55	2	07/20/2021
MW-97D	35.41572	-80.80573	698.06	699.32	126	127.25	572.06	10	572.06	582.06	2	07/21/2021

Table 6
Summary of Well Construction Details

Colonial Pipeline Company
2020-L1-2448
Huntersville, North Carolina

Well ID	Latitude	Longitude	Ground Surface Elevation[1]	Top Of Casing Elevation[1]	Total Boring Depth (ft)	Total Well Depth (ft BTOC)	Bottom of well Elevation	Screen Length	Bottom of Screened Interval	Top of Screened Interval	Well Diameter (Inches)	Well Construction Date
Recovery Wells												
RW-01	35.41362	-80.80610	731.44	732.08	35	35.64	696.44	25	696.44	721.44	4	08/26/2020
RW-02	35.41355	-80.80616	730.41	732.05	40	41.63	690.41	30	690.41	720.41	4	08/26/2020
RW-03	35.41357	-80.80675	728.40	729.32	35	35.92	693.40	25	693.40	718.40	4	08/27/2020
RW-04	35.41334	-80.80606	730.15	729.41	38	37.26	692.15	15	692.15	707.15	4	08/27/2020
RW-05	35.41328	-80.80643	726.93	726.29	40	39.37	686.93	30	686.93	716.93	4	08/28/2020
RW-06	35.41343	-80.80559	735.55	734.78	60	59.23	675.55	45	675.55	720.55	4	08/29/2020
RW-07	35.41474	-80.80540	724.33	726.92	45	47.58	679.33	30	679.33	709.33	4	09/02/2020
RW-08	35.41445	-80.80587	727.35	730.40	47	50.06	680.35	15	680.35	695.35	4	09/12/2020
RW-09	35.41361	-80.80646	729.18	730.09	40	40.92	689.18	30	689.18	719.18	4	08/30/2020
RW-10	35.41379	-80.80631	731.32	731.87	30	30.55	701.32	20	701.32	721.32	4	08/31/2020
RW-11	35.41319	-80.80654	726.82	725.94	39	38.12	687.82	30	687.82	717.82	4	09/05/2020
RW-12	35.41461	-80.80560	724.41	726.61	35	37.20	689.41	25	689.41	714.41	4	09/03/2020
RW-13	35.41430	-80.80613	729.24	732.30	35	38.05	694.24	25	694.24	719.24	4	09/04/2020
RW-14	35.41415	-80.80637	728.18	728.84	36	36.66	692.18	25	692.18	717.18	4	09/04/2020
RW-15	35.41449	-80.80658	721.01	723.99	44	46.98	677.01	30	677.01	707.01	4	09/04/2020
RW-16	35.41395	-80.80659	729.50	732.10	43	45.60	686.50	30	686.50	716.50	4	09/04/2020
RW-17	35.41441	-80.80605	726.46	729.57	17	18.94	709.46	10	709.46	719.46	4	09/05/2020
RW-18	35.41418	-80.80566	735.55	737.96	48	50.41	687.55	35	687.55	722.55	4	09/05/2020
RW-19	35.41455	-80.80673	718.03	722.02	50	53.99	668.03	40	668.03	708.03	4	09/06/2020
RW-20	35.41423	-80.80623	728.63	730.07	35	36.44	693.63	25	693.63	718.63	4	09/06/2020
RW-21	35.41403	-80.80647	729.02	729.78	47	47.76	682.02	35	682.02	717.02	4	09/08/2020
RW-22	35.41330	-80.80627	727.48	727.54	40	40.07	687.48	30	687.48	717.48	4	09/08/2020
RW-23	35.41418	-80.80688	722.31	724.85	44	46.53	678.31	30	678.31	708.31	4	09/09/2020
RW-24	35.41335	-80.80593	731.82	731.18	43	42.36	688.82	30	688.82	718.82	4	09/09/2020
RW-25	35.41437	-80.80665	721.18	724.92	52	55.74	669.18	40	669.18	709.18	4	09/10/2020
RW-26	35.41301	-80.80608	726.37	725.72	36	35.35	690.37	25	690.37	715.37	4	09/09/2020
RW-27	35.41500	-80.80560	719.15	722.46	40	43.31	679.15	30	679.15	709.15	4	09/11/2020
RW-28	35.41306	-80.80572	730.16	729.51	50	49.35	680.16	40	680.16	720.16	4	09/10/2020
RW-29	35.41487	-80.80574	719.41	719.80	48	48.39	671.41	35	671.41	706.41	4	09/10/2020
RW-30	35.41477	-80.80632	716.67	717.30	39	39.63	677.67	30	677.67	707.67	4	09/13/2020

Table 6
Summary of Well Construction Details

Colonial Pipeline Company
2020-L1-2448
Huntersville, North Carolina

Well ID	Latitude	Longitude	Ground Surface Elevation[1]	Top Of Casing Elevation[1]	Total Boring Depth (ft)	Total Well Depth (ft BTOC)	Bottom of well Elevation	Screen Length	Bottom of Screened Interval	Top of Screened Interval	Well Diameter (Inches)	Well Construction Date
RW-31	35.41500	-80.80605	713.59	717.24	47	50.65	666.59	35	666.59	701.59	4	09/13/2020
RW-32	35.41507	-80.80590	713.79	716.45	51	53.66	662.79	NA	662.79	NA	4	09/22/2020
RW-33	35.41517	-80.80577	713.56	716.59	60	63.03	653.56	40	653.56	693.56	4	09/23/2020
RW-34	35.41431	-80.80542	734.44	735.92	51	52.48	683.44	30	683.44	713.44	4	09/24/2020
RW-35	35.41367	-80.80563	739.41	740.16	57	57.76	682.41	45	682.41	727.41	4	09/24/2020
RW-36	35.41376	-80.80547	740.81	741.45	64	64.64	676.81	20	676.81	696.81	4	09/27/2020
RW-37	35.41381	-80.80525	741.92	742.78	70	70.86	671.92	30	671.92	701.92	4	09/27/2020
RW-38	35.41366	-80.80589	736.45	737.33	47	47.87	689.45	30	689.45	719.45	4	09/30/2020
RW-39	35.41440	-80.80710	718.72	721.77	48	51.05	670.72	35	670.72	705.72	2	10/01/2020
RW-40	35.41423	-80.80726	719.98	722.94	41	43.96	678.98	20	678.98	698.98	4	10/03/2020
RW-41	35.41377	-80.80600	734.20	735.48	34	35.28	700.20	20	700.20	720.20	4	11/13/2020
RW-42	35.41372	-80.80614	732.05	733.80	31	32.75	701.05	15	701.05	716.05	4	11/14/2020
RW-43	35.41402	-80.80590	737.09	737.70	43	43.61	694.09	20	694.09	714.09	4	11/14/2020
RW-44	35.41388	-80.80580	736.83	738.21	34	35.38	702.83	15	702.83	717.83	4	11/14/2020
RW-45	35.41475	-80.80577	720.81	722.04	41	42.23	679.81	25	679.81	704.81	4	11/17/2020
RW-46	35.41492	-80.80596	716.03	716.66	44	44.63	672.03	30	672.03	702.03	4	11/19/2020
RW-47	35.41420	-80.80656	724.60	725.40	41	41.80	683.60	30	683.60	713.60	4	11/20/2020
RW-48	35.41375	-80.80497	740.34	741.03	65	65.69	675.34	40	675.34	715.34	4	11/21/2020
RW-49	35.41313	-80.80570	731.51	730.47	50	48.96	681.51	20	681.51	701.51	4	01/13/2021
RW-50	35.41323	-80.80549	734.71	733.87	65	64.16	669.71	30	669.71	699.71	4	01/13/2021
RW-51	35.41328	-80.80554	734.97	734.12	65	64.15	669.97	30	669.97	699.97	4	01/19/2021
RW-52	35.41319	-80.80603	727.93	726.96	38	37.03	689.93	15	689.93	704.93	4	01/19/2021
RW-53	35.41318	-80.80625	726.49	725.48	33	31.99	693.49	20	693.49	713.49	4	01/19/2021
RW-54	35.41301	-80.80582	728.36	727.86	47	46.50	681.36	30	681.36	711.36	4	01/20/2021
RW-55	35.41274	-80.80603	723.90	723.05	36	35.15	687.90	15	687.90	702.90	4	01/21/2021
RW-56	35.41283	-80.80588	724.89	723.99	46	45.10	678.89	25	678.89	703.89	4	01/22/2021
RW-57	35.41505	-80.80607	712.74	713.57	48	48.83	664.74	35	664.74	699.74	4	03/09/2021
RW-58	35.41502	-80.80600	713.76	714.85	50.5	51.59	663.26	40	663.26	703.26	4	03/10/2021
RW-59	35.41504	-80.80595	713.79	714.75	55.5	56.46	658.29	40	658.29	698.29	4	03/10/2021
RW-60	35.41508	-80.80597	713.27	714.09	57	57.82	656.27	45	656.27	701.27	4	03/11/2021
RW-61	35.41514	-80.80592	713.01	713.59	61	61.58	652.01	50	652.01	702.01	4	03/15/2021

Table 6
Summary of Well Construction Details

Colonial Pipeline Company
2020-L1-2448
Huntersville, North Carolina

Well ID	Latitude	Longitude	Ground Surface Elevation[1]	Top Of Casing Elevation[1]	Total Boring Depth (ft)	Total Well Depth (ft BTOC)	Bottom of well Elevation	Screen Length	Bottom of Screened Interval	Top of Screened Interval	Well Diameter (Inches)	Well Construction Date
RW-62	35.41509	-80.80582	715.05	716.21	55	56.16	660.05	45	660.05	705.05	4	03/16/2021
RW-63	35.41494	-80.80600	715.51	716.42	42.3	43.21	673.21	30	673.21	703.21	4	05/05/2021
RW-64	35.41490	-80.80602	715.96	716.89	32	32.93	683.96	20	683.96	703.96	4	05/06/2021
RW-65	35.41491	-80.80588	717.31	718.07	40	40.76	677.31	25	677.31	702.31	4	05/06/2021
RW-66	35.41496	-80.80575	717.13	718.01	45	45.88	672.13	30	672.13	702.13	4	05/07/2021
RW-67	35.41498	-80.80585	714.32	716.58	50.3	52.55	664.02	35	664.02	699.02	4	05/26/2021
RW-68	35.41495	-80.80602	715.14	716.02	44.5	45.38	670.64	30	670.64	700.64	4	05/27/2021
RW-69	35.41488	-80.80595	716.90	717.51	35	35.61	681.90	20	681.90	701.90	4	05/28/2021
RW-70	35.41425	-80.80547	734.89	735.43	48	48.54	686.89	15	686.89	701.89	4	08/06/2021
RW-71	35.41526	-80.80568	713.96	714.52	60.5	61.06	653.46	45	653.46	698.46	4	07/22/2021
RW-72	35.41531	-80.80582	711.08	711.57	56	56.49	655.08	40	655.08	695.08	4	07/23/2021
RW-73	35.41523	-80.80599	709.55	709.82	56	56.27	653.55	45	653.55	698.55	4	07/26/2021
RW-74	35.41515	-80.80621	707.38	707.44	71.5	71.56	635.88	55	635.88	690.88	4	07/29/2021
RW-75	35.41509	-80.80633	708.19	708.82	52	52.62	656.19	20	656.19	676.19	4	08/03/2021
RW-76	35.41503	-80.80642	710.27	710.89	50	50.62	660.27	35	660.27	695.27	4	08/05/2021
RW-77	35.41409	-80.80543	739.10	739.77	56	56.67	683.10	40	683.10	723.10	4	08/12/2021
RW-78	35.41425	-80.80528	738.81	739.00	64	64.19	674.81	55	674.81	729.81	4	08/13/2021
RW-79	35.41408	-80.80655	727.18	727.67	46.7	47.19	680.48	35	680.48	715.48	4	08/17/2021
RW-80	35.41374	-80.80674	729.38	730.09	39	39.71	690.38	20	690.38	710.38	4	08/26/2021
RW-81	35.41356	-80.80686	728.06	728.83	44	44.77	684.06	15	684.06	699.06	4	08/27/2021
RW-82	35.41405	-80.80684	725.68	726.16	56	56.48	669.68	40	669.68	709.68	4	08/31/2021
RW-83	35.41528	-80.80574	712.63	713.05	72.1	72.52	640.53	55	640.53	695.53	4	09/15/2021
RW-84	35.41508	-80.80614	710.39	711.47	50	51.09	660.39	40	660.39	700.39	4	10/11/2021
RW-85	35.41500	-80.80632	711.22	713.08	58	59.85	653.22	50	653.22	703.22	4	10/12/2021
RW-86	35.41516	-80.80631	705.34	705.46	61	61.13	644.34	50	644.34	694.34	4	10/14/2021
RW-87	35.41505	-80.80620	710.51	710.28	46.5	46.27	664.01	35	664.01	699.01	4	10/15/2021
RW-88	35.41497	-80.80618	713.09	713.53	38	38.44	675.09	25	675.09	700.09	4	10/18/2021
RW-89	35.41487	-80.80629	715.36	716.12	41.5	42.25	673.86	30	673.86	703.86	4	10/19/2021
RW-90	35.41494	-80.80637	713.49	713.70	53.5	53.71	659.99	40	659.99	699.99	4	10/19/2021
RW-91	35.41487	-80.80649	714.72	715.54	47	47.83	667.72	30	667.72	697.72	4	10/22/2021
RW-92	35.41521	-80.80613	708.24	708.81	66	66.57	642.24	55	642.24	697.24	4	10/27/2021

Table 6
Summary of Well Construction Details

Colonial Pipeline Company
2020-L1-2448
Huntersville, North Carolina

Well ID	Latitude	Longitude	Ground Surface Elevation[1]	Top Of Casing Elevation[1]	Total Boring Depth (ft)	Total Well Depth (ft BTOC)	Bottom of well Elevation	Screen Length	Bottom of Screened Interval	Top of Screened Interval	Well Diameter (Inches)	Well Construction Date
RW-93	35.41527	-80.80593	710.23	711.48	60	61.25	650.23	40	650.23	690.23	4	11/17/2021
RW-94	35.41515	-80.80561	716.87	717.38	70.5	71.01	646.37	50	646.37	696.37	4	11/23/2021
RW-95	35.41488	-80.80544	723.14	723.83	55	55.69	668.14	35	668.14	703.14	4	11/24/2021
RW-96	35.41500	-80.80541	721.46	722.24	59	59.78	662.46	40	662.46	702.46	4	11/30/2021
RW-97	35.41497	-80.80507	727.84	729.73	53	54.89	674.84	25	674.84	699.84	4	12/02/2021
RW-98	35.41509	-80.80513	724.49	725.25	50.5	50.50	673.99	25	673.99	698.99	4	12/07/2021
RW-99	35.41440	-80.80550	731.29	731.55	46	46	685.29	25	685.29	710.29	4	12/08/2021
RW-100	35.41467	-80.80639	718.56	719.14	46	46	672.56	35	672.56	707.56	4	12/10/2021
RW-101	35.41474	-80.80660	716.61	717.39	52	52	664.61	40	664.61	704.61	4	12/13/2021
RW-102	35.41473	-80.80645	717.00	717.77	45	45	672.00	35	672.00	707.00	4	12/14/2021
RW-103	35.41442	-80.80541	731.87	732.35	59	59	672.87	45	672.87	717.87	4	12/16/2021
RW-104	35.41485	-80.80663	713.61	714.44	44	44	669.61	30	669.61	699.61	4	12/20/2021
RW-105	35.41463	-80.80678	717.97	717.07	50	50	667.97	35	667.97	702.97	4	12/21/2021
RW-106	35.41460	-80.80628	720.74	720.21	32	32	688.74	25	688.74	713.74	4	1/11/2022
RW-107	35.41452	-80.80630	722.18	721.89	27	27	695.18	20	695.18	715.18	4	1/19/2022
RW-108	35.41455	-80.80651	722.19	720.80	51	51	671.19	40	671.19	711.19	4	1/20/2022
RW-109	35.41471	-80.80674	715.96	716.09	53	53	662.96	40	662.96	702.96	4	1/25/2022
RW-110	35.41502	-80.80654	709.91	709.73	55	55	654.91	40	654.91	694.91	4	1/26/2022
RW-111	35.41385	-80.80679	729.59	729.31	47	47	682.59	25	682.59	707.59	4	1/28/2022

Table 6
Summary of Well Construction Details

Colonial Pipeline Company
2020-L1-2448
Huntersville, North Carolina

Well ID	Latitude	Longitude	Ground Surface Elevation[1]	Top Of Casing Elevation[1]	Total Boring Depth (ft)	Total Well Depth (ft BTOC)	Bottom of well Elevation	Screen Length	Bottom of Screened Interval	Top of Screened Interval	Well Diameter (Inches)	Well Construction Date
Hydraulic Control Wells												
HCW-01	35.41398	-80.80448	741.90	742.48	65	65.58	676.90	30	676.90	706.90	4	01/10/2021
HCW-02	35.41396	-80.80459	742.69	744.96	63	65.27	679.69	25	679.69	704.69	4	01/12/2021
HCW-03	35.41394	-80.80470	743.38	745.48	70	72.10	673.38	30	673.38	703.38	4	01/12/2021
HCW-04	35.41392	-80.80482	744.08	746.00	70	71.92	674.08	30	674.08	704.08	4	01/13/2021
HCW-05	35.41390	-80.80492	743.81	743.82	70.5	70.51	673.31	30.5	673.31	703.81	4	01/14/2021
HCW-06	35.41389	-80.80503	743.77	743.70	70.5	70.43	673.27	30.5	673.27	703.77	4	01/14/2021
HCW-07	35.41388	-80.80513	743.00	742.86	70.5	70.36	672.50	30.5	672.50	703.00	4	01/15/2021
HCW-08	35.41384	-80.80523	742.82	742.96	70.6	70.74	672.22	30.6	672.22	702.82	4	01/15/2021
HCW-09	35.41382	-80.80532	742.46	744.49	70.5	72.53	671.96	32.5	671.96	704.46	4	01/16/2021
HCW-10	35.41379	-80.80542	741.66	743.90	68	70.24	673.66	36	673.66	709.66	4	01/17/2021
HCW-11	35.41377	-80.80551	741.15	741.26	66.5	66.60	674.65	36.5	674.65	711.15	4	01/18/2021
HCW-12	35.41375	-80.80561	740.56	740.75	53	53.20	687.56	21	687.56	708.56	4	01/19/2021
HCW-13	35.41373	-80.80569	739.69	740.79	50	51.10	689.69	20	689.69	709.69	4	01/18/2021
HCW-14	35.41371	-80.80579	738.48	739.18	48	48.70	690.48	20	690.48	710.48	4	01/20/2021
HCW-15	35.41369	-80.80588	736.64	737.19	47	47.55	689.64	21	689.64	710.64	4	01/20/2021
HCW-16	35.41368	-80.80598	734.73	736.35	41	42.62	693.73	14	693.73	707.73	4	01/21/2021
HCW-17	35.41366	-80.80607	732.96	733.19	37	37.24	695.96	13	695.96	708.96	4	01/21/2021
HCW-18	35.41361	-80.80619	731.02	731.12	33	33.10	698.02	15	698.02	713.02	4	01/22/2021
HCW-19	35.41359	-80.80629	730.98	732.00	41	42.02	689.98	20	689.98	709.98	4	01/22/2021
HCW-20	35.41358	-80.80639	729.61	731.69	48	50.08	681.61	25	681.61	706.61	4	01/23/2021
HCW-21	35.41363	-80.80684	729.46	730.02	46	46.56	683.46	20	683.46	703.46	4	01/09/2021
HCW-22	35.41366	-80.80693	728.17	731.67	53	56.50	678.67	25	678.67	703.67	4	01/06/2021
HCW-23	35.41399	-80.80429	740.19	740.60	70	70.41	670.60	30	670.60	700.60	4	02/05/2021
HCW-24	35.41395	-80.80445	741.42	741.73	70	70.31	671.73	30	671.73	701.73	4	02/06/2021
HCW-25	35.41358	-80.80648	729.76	730.41	43	43.65	687.41	25	687.41	712.41	4	02/11/2021
HCW-26	35.41357	-80.80659	730.39	730.52	45	45.13	685.52	25	685.52	710.52	4	02/10/2021
HCW-27	35.41358	-80.80670	729.70	729.91	40	40.20	689.91	25	689.91	714.91	4	02/12/2021
NHCW-01	35.41442	-80.80714	718.95	718.93	48	47.98	670.93	25	670.93	695.93	4	02/02/2021
NHCW-02	35.41449	-80.80708	718.60	719.11	50	50.51	669.11	30	669.11	699.11	4	02/03/2021
NHCW-03	35.41456	-80.80703	717.46	717.56	45	45.10	672.56	25	672.56	697.56	4	02/03/2021
NHCW-04	35.41462	-80.80698	715.89	716.18	50	50.29	666.18	30	666.18	696.18	4	02/04/2021
NHCW-05	35.41469	-80.80693	715.14	715.91	50	50.78	665.91	30	665.91	695.91	4	02/04/2021

Table 6
Summary of Well Construction Details

Colonial Pipeline Company
2020-L1-2448
Huntersville, North Carolina

Well ID	Latitude	Longitude	Ground Surface Elevation[1]	Top Of Casing Elevation[1]	Total Boring Depth (ft)	Total Well Depth (ft BTOC)	Bottom of well Elevation	Screen Length	Bottom of Screened Interval	Top of Screened Interval	Well Diameter (Inches)	Well Construction Date
NHCW-06	35.41476	-80.80687	714.74	714.96	50	50.22	664.96	30	664.96	694.96	4	02/04/2021
NHCW-07	35.41482	-80.80682	713.69	714.08	47	47.39	667.08	30	667.08	697.08	4	02/05/2021
NHCW-08	35.41489	-80.80676	712.87	712.84	45	44.97	667.84	30	667.84	697.84	4	02/05/2021
NHCW-09	35.41496	-80.80669	711.27	711.21	43	42.94	668.21	30	668.21	698.21	4	02/06/2021
NHCW-10	35.41505	-80.80663	709.29	713.05	41	44.76	672.05	25	672.05	697.05	4	02/07/2021
NHCW-11	35.41509	-80.80653	710.11	710.66	41	41.55	669.66	25	669.66	694.66	4	02/06/2021
NHCW-12	35.41515	-80.80646	707.14	707.09	40	39.95	667.09	25	667.09	692.09	4	02/21/2021
NHCW-13	35.41521	-80.80640	703.76	704.81	40	41.05	664.81	25	664.81	689.81	4	02/20/2021
NHCW-14	35.41526	-80.80633	702.09	703.34	35	36.25	668.34	20	668.34	688.34	4	02/20/2021
NHCW-15	35.41529	-80.80623	701.28	702.64	35	36.35	667.64	20	667.64	687.64	4	02/20/2021
NHCW-16	35.41531	-80.80613	704.79	704.99	40	40.20	664.99	25	664.99	689.99	4	02/19/2021
NHCW-17	35.41536	-80.80606	705.21	705.83	40	40.62	665.83	25	665.83	690.83	4	02/19/2021
NHCW-18	35.41536	-80.80595	707.76	709.11	39	40.35	670.11	25	670.11	695.11	4	02/17/2021
NHCW-19	35.41541	-80.80585	705.81	706.80	39	39.99	667.80	25	667.80	692.80	4	02/09/2021
NHCW-20	35.41541	-80.80576	707.11	709.03	39	40.92	670.03	25	670.03	695.03	4	02/08/2021
NHCW-21	35.41537	-80.80566	708.80	709.90	45	46.11	664.90	25	664.90	689.90	4	02/09/2021
NHCW-22	35.41534	-80.80558	711.48	712.70	50	51.23	662.70	30	662.70	692.70	4	02/10/2021
NHCW-23	35.41531	-80.80548	713.86	715.10	50	51.24	665.10	30	665.10	695.10	4	02/11/2021
NHCW-24	35.41529	-80.80538	716.32	717.38	50	51.06	667.38	30	667.38	697.38	4	02/12/2021
NHCW-25	35.41528	-80.80528	718.51	720.40	55	56.89	665.40	25	665.40	690.40	4	02/12/2021
NHCW-26	35.41524	-80.80520	721.67	723.09	55	56.42	668.09	25	668.09	693.09	4	02/14/2021

Table 6
Summary of Well Construction Details

Colonial Pipeline Company
2020-L1-2448
Huntersville, North Carolina

Well ID	Latitude	Longitude	Ground Surface Elevation[1]	Top Of Casing Elevation[1]	Total Boring Depth (ft)	Total Well Depth (ft BTOC)	Bottom of well Elevation	Screen Length	Bottom of Screened Interval	Top of Screened Interval	Well Diameter (Inches)	Well Construction Date
NHCW-27	35.41521	-80.80510	723.13	724.18	55	56.05	669.18	25	669.18	694.18	4	02/15/2021
NHCW-28	35.41517	-80.80502	724.30	725.46	55	56.16	670.46	25	670.46	695.46	4	02/15/2021
NHCW-29	35.41512	-80.80493	727.19	728.13	55	55.95	673.13	25	673.13	698.13	4	02/16/2021

Notes:

Calibration

ft btoc = Feet Below Top Of Casing

NA = Data not currently available

RW = Recovery Well

MW = Monitoring Well

HCW = Hydraulic Control Well

NHCW = North Hydraulic Control Well

-- = Well not surveyed

[1] = Elevations surveyed in feet using the NAVD88 vertical datum

[2] = Telescoping well, currently open borehole

Table 7
Summary of Water Supply Well Sampling Results

Colonial Pipeline Company
2020-L1-SR2448
Huntersville, North Carolina

			Metals (µg/L)	VOCs (µg/L)		
Lab Report Number	Sample ID	Sample Date	Lead	Bromodichloromethane	Chloroform	Methylene Chloride
		NCAC 2L	**15**	**0.6**	**70**	**5**
		IMAC Standards	**--**	**--**	**--**	**--**
92525139	13712_HC_RD_20210302	03/02/2021	**38.2**	<0.50	<0.50	<2.0
92492043	13736_PE_ Dr	08/22/2020	NA	NA	NA	NA
92492904	13800_H/C_Rd	08/27/2020	**109**	<0.50	<0.50	<2.0
92493896	13800_HC_RD	09/02/2020	**169**	<0.50	<0.50	<2.0
92495067	13800_HC_RD	09/10/2020	**55.2**	<0.50	<0.50	<2.0
92495939	13800_HC_RD_20200916	09/16/2020	**67**	<0.50	<0.50	<2.0
92497411	13800_HC_RD 20200924	09/24/2020	**23**	<0.50	<0.50	<2.0
92498538	13800_HC_RD	10/01/2020	**6.5**	<0.50	<0.50	<2.0
92499668	13800_HC_RD_20201008	10/08/2020	<5.0	<0.50	<0.50	<2.0
92500721	13800_HC_RD_20201015	10/15/2020	<5.0	<0.50	<0.50	<2.0
92501794	13800_HC_.RD_20201022	10/22/2020	<5.0	<0.50	<0.50	<2.0
92502945	13800_HC_RD_20201029	10/29/2020	<5.0	<0.50	<0.50	<2.0
92504298	13800_HC_RD_20201105	11/05/2020	<5.0	<0.50	<0.50	<2.0
92506033	13800_HC_RD	11/12/2020	**5.4**	<0.50	<0.50	<2.0
92507404	13800_HC_RD	11/19/2020	**5.7**	<0.50	<0.50	<2.0
92507391	FD-111820	11/19/2020	**5.4**	<0.50	<0.50	<2.0
92508024	13800_HC_RD_20201124	11/24/2020	<5.0	<0.50	<0.50	<2.0
92508707	13800_HC_RD_20201201	12/01/2020	**7.8**	<0.50	<0.50	<2.0
92510221	13800_HC_RD_20201208	12/08/2020	<5.0	<0.50	<0.50	<2.0
92512037	13800_HC_.RD_20201215	12/15/2020	<5.0	<0.50	<0.50	<2.0
92513363	13800_HC_RD_20201222	12/22/2020	<5.0	<0.50	<0.50	<2.0
92513987	13800_HC_RD_20201229	12/29/2020	<5.0	<0.50	<0.50	<2.0
92514747	13800_HC_RD_20210105	01/05/2021	<5.0	<0.50	<0.50	<2.0
92516194	13800_HC_RD_2021112	01/12/2021	<5.0	<0.50	<0.50	<2.0
92517235	13800_HC_RD_2021119	01/19/2021	<5.0	<0.50	<0.50	<2.0
92518577	13800_HC_RD_2021126	01/26/2021	**16.9**	<0.50	<0.50	<2.0
92519756	13800_HC_RD_20210202	02/02/2021	<5.0	<0.50	<0.50	<2.0
92521088	13800_HC_RD_20210209	02/09/2021	**5.1**	<0.50	<0.50	<2.0
92522441	13800_HC_RD_20210216	02/16/2021	<5.0	<0.50	<0.50	<2.0
92523569	13800_HC_RD_20210223	02/23/2021	<5.0	<0.50	<0.50	<2.0
92525141	13800_HC_RD_20210302	03/02/2021	<5.0	<0.50	<0.50	<2.0
92526632	13800_HC_RD_20210309	03/09/2021	<5.0	<0.50	<0.50	<2.0
92527865	13800_HC_RD_20210316	03/16/2021	**12.1**	<0.50	<0.50	<2.0
92529142	13800_HC_RD_20210323	03/23/2021	<5	<0.5	<0.5	<2
92530276	13800_HC_RD_20210330	03/30/2021	<5	<0.5	<0.5	<2
92531396	13800_HC_RD_20210406	04/06/2021	<5.0	<0.50	<0.50	<2.0
92531397	DUP-1	04/06/2021	<5.0	<0.50	<0.50	<2.0

Table 7
Summary of Water Supply Well Sampling Results

Colonial Pipeline Company
2020-L1-SR2448
Huntersville, North Carolina

			Metals (µg/L)	VOCs (µg/L)		
Lab Report Number	Sample ID	Sample Date	Lead	Bromodichloromethane	Chloroform	Methylene Chloride
		NCAC 2L	**15**	**0.6**	**70**	**5**
		IMAC Standards	**--**	**--**	**--**	**--**
92532721	13800_HC_RD_20210413	04/13/2021	<5	<0.5	<0.5	<2
92534073	13800_HC_RD_20210420	04/20/2021	<5	<0.5	<0.5	<2
92535389	13800_HC_RD_20210427	04/27/2021	<5.0	<0.50	<0.50	<2.0
92536812	13800_HC_RD_20210504	05/04/2021	<5.0	<0.5	<0.50	<2
92538171	13800_HC_RD_20210511	05/11/2021	<5	<0.5	<0.5	<2
92539520	13800_HC_RD_20210518	05/18/2021	**6.3**	<0.50	<0.50	<2.0
92540616	13800_HC_RD_20210525	05/25/2021	<5	<0.5	<0.5	<2
92541596	13800_HC_RD_20210601	06/01/2021	<5.0	<0.50	<0.50	<2.0
92543078	13800_HC_RD_20210608	06/08/2021	<5.0	<0.50	<0.50	<2.0
92544310	13800_HC_RD_20210615	06/15/2021	<5	<0.5	<0.5	<2
92545590	13800_HC_RD_20210622	06/22/2021	<5.0	<0.5	<0.5	<2
92545591	DUP-1	06/22/2021	<5	<0.5	**0.9**	<2
92546854	13800_HC_RD_20210629	06/29/2021	**50.5**	<0.50	<0.50	<2.0
92547797	13800_HC_RD_20210706	07/06/2021	**5.0J**	<0.50	<0.50	<2.0
92549166	13800_HC_RD_20210713	07/13/2021	<5.0	<0.50	<0.50	<2.0
92550625	13800_HC_RD_20210720	07/20/2021	<5.0	<0.50	<0.50	<2.0
92551875	13800_HC_RD_20210727	07/27/2021	<5.0	<0.50	<0.50	<2.0
92553041	13800_HC_RD_20210803	08/03/2021	<5.0	<0.50	<0.50	<2.0
92554512	13800_HC_RD_20210810	08/10/2021	**10.4**	<0.5	<0.50	<2.0
92555787	13800_HC_RD_20210817	08/17/2021	**11.2**	<0.50	<0.50	<2.0
92557299	13800_HC_RD_20210824	08/24/2021	<5	<0.5	<0.5	<2
92558702	13800_HC_RD_20210831	08/31/2021	<5	<0.5	<0.5	<2
92558711	DUP-1_20210831	08/31/2021	<5	<0.5	<0.5	<2
92559804	13800_HC_RD 20210907	09/07/2021	<5	<0.5	<0.5	<2
92561212	13800_HC_RD_20210914	09/14/2021	<5	<0.5	<0.5	<2
92561225	DUP-1	09/14/2021	<5	<0.5	<0.5	<2
92562315	13800_HC_RD_20210921	09/21/2021	<5.0	<1	<5	<5
92562323	DUP-1	09/21/2021	<5	<1	<5	<5
92563649	13800_HC_RD_09282021	09/28/2021	<5	<1	<5	<5
92564844	13800_HC_RD_20211005	10/05/2021	<5	<0.5	<0.5	<2
92564847	DUP-1	10/05/2021	<5	<0.5	<0.5	<2
92566381	13800_HC_RD_20211012	10/12/2021	<5	<0.5	<0.5	<2
92566386	DUP-1	10/12/2021	<5	<0.5	<0.5	<2
92567633	13800_HC_RD	10/19/2021	<5	<0.5	<0.5	<2
92568788	13800_HC_RD	10/26/2021	<5	<0.5	<0.5	<2
92568794	DUP-1	10/26/2021	<5	<0.5	<0.5	<2
92570043	13800_HC_RD	11/02/2021	<5	<0.5	<0.5	<2

Table 7
Summary of Water Supply Well Sampling Results

Colonial Pipeline Company
2020-L1-SR2448
Huntersville, North Carolina

			Metals (µg/L)	VOCs (µg/L)		
Lab Report Number	Sample ID	Sample Date	Lead	Bromodichloromethane	Chloroform	Methylene Chloride
		NCAC 2L	**15**	**0.6**	**70**	**5**
		IMAC Standards	**--**	**--**	**--**	**--**
92571544	13800_HC_RD	11/09/2021	<5	<0.5	<0.5	<2
92572757	13800_HC_RD	11/16/2021	<5	<0.5	<0.5	<2
92574208	13800_HC_RD	11/23/2021	<5	<0.5	<0.5	<2
92574797	13800_HC_RD	11/30/2021	<5	<0.5	<0.5	<2
92574804	DUP-1	11/30/2021	<5	<0.5	<0.5	<2
92576191	13800_HC_RD	12/07/2021	**13.3**	<0.5	<0.5	<2
92577757	13800_HC_RD	12/14/2021	**32.6**	<0.5	<0.5	<2
92577788	DUP-1	12/14/2021	<5	<0.5	<0.5	<2
92579404	13800_HC_RD	12/21/2021	**27.6**	<0.5	<0.5	<2
92580063	13800_HC_RD	12/28/2021	**8.0**	<0.5	<0.5	<2
92580062	DUP-1	12/28/2021	<5	<0.5	<0.5	<2
92580727	13800_HC_RD	01/04/2022	<5	<0.5	<0.5	<2
92582047	13800_HC_RD	01/11/2022	**12.4**	<0.5	<0.5	<2
92583318	13800_HC_RD	01/19/2022	**7.0**	<0.5	<0.5	<2
92584301	13800_HC_RD	01/25/2022	<5	<0.5	<0.5	<2
92585380	13800_HC_RD	02/01/2022	**8.4**	<0.5	<0.5	<2
92585387	DUP-1	02/01/2022	**16.6**	<0.5	<0.5	<2
92586847	13800_HC_RD	02/08/2022	**21.3**	<0.5	<0.5	<2
92491028	13822_HC_Rd	08/16/2020	**53.0**	<0.50	<0.50	<2.0
92492032	13822_HC_Rd	08/21/2020	**14.2**	NA	NA	NA
92492033	FD_08212020	08/21/2020	**10.3**	NA	NA	NA
92493878	13822_HC_RD	09/02/2020	**11.6**	<0.50	<0.50	<2.0
92495055	13822_HC_RD	09/10/2020	<5.0	<0.50	<0.50	<2.0
92495069	FD-091020	09/10/2020	<5.0	<0.50	<0.50	<2.0
92495927	13822_HC_RD_20200916	09/16/2020	**14.3**	<0.50	<0.50	<2.0
92497407	13822_HC_RD 20200924	09/24/2020	**8.9**	<0.50	<0.50	<2.0
92491385	13831_Sims_Rd	08/17/2020	<5.0	<0.50	<0.50	<2.0
92492683	13831_Sims_Rd	08/25/2020	<5.0	<0.50	<0.50	<2.0
92494137	13831_SIMS_RD	09/03/2020	<5.0	<0.50	<0.50	<2.0
92525138	13831_SIMS_RD_20210302	03/02/2021	<5.0	<0.50	<0.50	<2.0
92558698	13831_SIMS_RD_20210831	08/31/2021	<5	<0.5	<0.5	<2
92491367	13835_AC_Rd	08/17/2020	<5.0	<0.50	<0.50	<2.0
92492460	13835_AC_Rd	08/25/2020	<5.0	<0.50	<0.50	<2.0
92492469	FD1-08252020	08/25/2020	<5.0	<0.50	<0.50	<2.0
92494135	13835_AC_RD	09/03/2020	<5.0	<0.50	<0.50	<2.0
92495191	13835_AC_RD	09/11/2020	<5.0	<0.50	<0.50	<2.0
92495943	13835_AC_RD_20200916	09/16/2020	<5.0	**1.7**	**7.4**	<2.0
92497409	13835_AC_RD 20200924	09/24/2020	**16.1**	<0.50	<0.50	<2.0

Table 7
Summary of Water Supply Well Sampling Results

Colonial Pipeline Company
2020-L1-SR2448
Huntersville, North Carolina

			Metals (µg/L)	VOCs (µg/L)		
Lab Report Number	Sample ID	Sample Date	Lead	Bromodichloromethane	Chloroform	Methylene Chloride
		NCAC 2L	**15**	**0.6**	**70**	**5**
		IMAC Standards	**--**	**--**	**--**	**--**
92498537	13835_AC_RD	10/01/2020	<5.0	<0.50	<0.50	<2.0
92498539	FD-100120	10/01/2020	<5.0	<0.50	<0.50	<2.0
92499665	13835_AC_RD_20201008	10/08/2020	<5.0	<0.50	<0.50	<2.0
92500725	13835_AC_RD_20201015	10/15/2020	<5.0	<0.50	<0.50	<2.0
92500731	DUP-1	10/15/2020	<5.0	<0.50	<0.50	NA
92501805	13835_AC_RD_20201022	10/22/2020	<5.0	<0.50	<0.50	<2.0
92502955	13835_AC_RD_20201029	10/29/2020	<5.0	<0.50	<0.50	<2.0
92502957	DUP-1	10/29/2020	<5.0	<0.50	<0.50	<2.0
92504283	13835_AC_RD_20201105	11/05/2020	<5.0	<0.50	<0.50	<2.0
92506030	13835_AC_RD	11/12/2020	<5.0	<0.50	<0.50	<2.0
92507400	13835_AC_RD	11/19/2020	<5.0	<0.50	<0.50	<2.0
92508017	13835_AC_RD_20201124	11/24/2020	<5.0	<0.50	<0.50	<2.0
92508716	13835_AC_Rd_20201201	12/01/2020	<5.0	<0.50	<0.50	<2.0
92510233	13835_AC_RD_20201208	12/08/2020	<5.0	<0.50	<0.50	<2.0
92512027	13835_AC_RD_20201215	12/15/2020	<5.0	<0.50	<0.50	<2.0
92512046	DUP-1	12/15/2020	<5.0	<0.50	<0.50	<2.0
92513354	13835_AC_RD_20201222	12/22/2020	<5.0	<0.50	<0.50	<2.0
92513978	13835_AC_RD_20201229	12/29/2020	<5.0	<0.50	<0.50	<2.0
92514756	13835_AC_RD_20210105	01/05/2021	<5.0	<0.50	<0.50	<2.0
92516191	13835_AC_RD_2021112	01/12/2021	<5.0	<0.50	<0.50	<2.0
92516192	DUP-1	01/12/2021	<5.0	<0.50	<0.50	<2.0
92517234	13835_AC_RD_2021119	01/19/2021	<5.0	<0.50	<0.50	<2.0
92518610	13835_AC_RD_2021126	01/26/2021	**15.4**	<0.50	<0.50	<2.0
92519760	13835_AC_RD_20210202	02/02/2021	<5.0	<0.50	<0.50	<2.0
92521099	13835_AC_RD_20210209	02/09/2021	**15.1**	<0.50	<0.50	<2.0
92522436	13835_AC_RD_20210216	02/16/2021	<5.0	<0.50	<0.50	<2.0
92522438	DUP-1	02/16/2021	<5.0	<0.50	**0.62**	<2.0
92523572	13835_AC_RD_20210223	02/23/2021	<5.0	<0.50	**0.57**	<2.0
92525131	13835_AC_RD_20210302	03/02/2021	<5.0	<0.50	**0.5**	<2.0
92526625	13835_AC_RD_20210309	03/09/2021	**13.5**	<0.50	**0.54**	<2.0
92527864	13835_AC_RD_20210316	03/16/2021	**6.2**	<0.50	**0.51**	<2.0
92529170	13835_AC_RD_20210323	03/23/2021	<5	<0.5	<0.5	<2
92530284	13835_AC_RD_20210330	03/30/2021	<5	<0.5	<0.5	<2
92531392	13835_AC_RD_20210406	04/06/2021	<5.0	<0.50	**0.52**	<2.0
92532714	13835_AC_RD_20210413	04/13/2021	<5	<0.5	**0.65**	<2
92534075	13835_AC_RD_20210420	04/20/2021	<5	<0.5	<0.5	<2
92535405	13835_AC_RD_20210427	04/27/2021	<5.0	<0.50	<0.50	<2.0

Table 7
Summary of Water Supply Well Sampling Results

Colonial Pipeline Company
2020-L1-SR2448
Huntersville, North Carolina

			Metals (µg/L)	VOCs (µg/L)		
Lab Report Number	**Sample ID**	**Sample Date**	**Lead**	**Bromodichloromethane**	**Chloroform**	**Methylene Chloride**
		NCAC 2L	**15**	**0.6**	**70**	**5**
		IMAC Standards	**--**	**--**	**--**	**--**
92536813	13835_AC_RD_20210504	05/04/2021	<5.0	<0.5	**0.65**	<2
92538166	13835_AC_RD_20210511	05/11/2021	<5	<0.5	**0.67**	<2
92539526	13835_AC_RD_20210518	05/18/2021	<5.0	<0.50	**0.89**	<2.0
92540628	13835_AC_RD_20210525	05/25/2021	<5	<0.5	**0.74**	<2
92540633	DUP-1	05/25/2021	<5	<0.5	**0.74**	<2
92541591	13835_AC_RD_20210601	06/01/2021	<5.0	<0.50	**0.90**	<2.0
92543079	13835_AC_RD_20210608	06/08/2021	**4.7J**	<0.50	**0.88**	<2.0
92544297	13835_AC_RD_20210615	06/15/2021	<5	<0.5	**0.91**	<2
92545600	13835_AC_RD_20210622	06/22/2021	**7.5**	<0.5	**0.84**	<2
92546857	13835_AC_RD_20210629	06/29/2021	<5.0	<0.50	**0.76**	<2.0
92547790	13835_AC_RD_20210706	07/06/2021	<5.0	<0.50	**0.99**	<2.0
92549184	13835_AC_RD_20210713	07/13/2021	<5.0	<0.50	**0.80**	<2.0
92549163	DUP-1	07/13/2021	<5.0	<0.50	**0.77**	<2.0
92550635	13835_AC_RD_20210720	07/20/2021	<5.0	<0.50	**0.73**	<2.0
92551865	13835_AC_RD_20210727	07/27/2021	<5.0	<0.50	<0.50	<2.0
92553036	13835_AC_RD_20210803	08/03/2021	<5.0	<0.50	**0.96**	<2.0
92554466	13835_AC_RD_20210810	08/10/2021	<5.0	<0.5	**0.5**	<2
92555791	13835_AC_RD_20210817	08/17/2021	<5.0	<0.50	**0.43J**	<2.0
92555763	DUP-1	08/17/2021	<5.0	<0.50	**0.39J**	<2.0
92557302	13835_AC_RD_20210824	08/24/2021	<5	<0.5	<0.5	<2
92558706	13835_AC_RD_20210831	08/31/2021	<5	<0.5	**0.94**	<2
92559807	13835_AC_RD_20210907	09/07/2021	**7.5**	<0.5	**0.72**	<2
92561222	13835_AC_RD_20210914	09/14/2021	<5.0	<0.5	**0.88**	<2
92562313	13835_AC_RD_20210921	09/21/2021	<5.0	<1	**0.829J**	<5
92563647	13835_AC_RD_09282021	09/28/2021	**6.1**	<1	**0.774J**	<5
92564843	13835_AC_RD_20211005	10/05/2021	<5	<0.5	**0.61**	<2
92566382	13835_AC_RD_20211012	10/12/2021	<5	<0.5	**0.37J**	<2
92567635	13835_AC_RD_20211019	10/19/2021	**9.9**	<0.5	**0.65**	<2
92568791	13835_HC_RD_10262021	10/26/2021	<5	<0.5	**0.66**	<2
92570038	13835_AC_RD	11/02/2021	<5	<0.5	**0.75**	<2
92571579	13835_AC_RD	11/09/2021	<5	<0.5	**0.54**	<2
92571587	DUP-1	11/09/2021	<5	<0.5	<0.5	<2
92572749	13835_AC_RD	11/16/2021	<5	<0.5	**0.66**	<2
92574214	13835_AC_RD	11/23/2021	<5	<0.5	**0.76**	<2
92574802	13835_AC_RD	11/30/2021	<5	<0.5	**0.57**	<2
92576280	13835_AC_RD	12/07/2021	<5	<0.5	<0.5	<2
92576165	DUP-1	12/07/2021	<5	<0.5	**0.53**	<2

Table 7
Summary of Water Supply Well Sampling Results

Colonial Pipeline Company
2020-L1-SR2448
Huntersville, North Carolina

			Metals (µg/L)	VOCs (µg/L)		
Lab Report Number	Sample ID	Sample Date	Lead	Bromodichloromethane	Chloroform	Methylene Chloride
		NCAC 2L	**15**	**0.6**	**70**	**5**
		IMAC Standards	**--**	**--**	**--**	**--**
92577761	13835_AC_RD	12/14/2021	<5	<0.5	**0.60**	<2
92579389	13835_AC_RD	12/21/2021	<5	<0.5	**0.55**	<2
92580058	13835_AC_RD	12/28/2021	<5	<0.5	**0.41J**	<2
92580721	13835_AC_RD	01/04/2022	<5	<0.5	**0.35J**	<2
92580733	DUP-1	01/04/2022	<5	<0.5	<0.5	<2
92582058	13835_AC_RD	01/11/2022	<5	<0.5	**0.39J**	<2
92583313	13835_AC_RD	01/19/2022	<5	<0.5	**0.49J**	<2
92584295	13835_AC_RD	01/25/2022	<5	<0.5	**0.36J**	<2
92585442	13835_AC_RD	02/01/2022	<5	<0.5	**0.41J**	<2
92586858	13835_AC_RD	02/08/2022	<5	<0.5	**0.47J**	<2
92491363	13901_Sims_Rd	08/17/2020	<5.0	<0.50	<0.50	<2.0
92491368	FD1_081720	08/17/2020	<5.0	<0.50	<0.50	<2.0
92492466	13901_Sims_Rd	08/25/2020	<5.0	<0.50	<0.50	<2.0
92494138	13901_SIMS_RD	09/03/2020	<5.0	<0.50	<0.50	<2.0
92525133	13901_Sims_RD_20210302	03/02/2021	<5.0	<0.50	<0.50	<2.0
92558685	13901_SIMS_RD_20210831	08/31/2021	<5	<0.5	<0.5	<2
92491259	13920_Sims_Rd	08/17/2020	<5.0	<0.50	<0.50	<2.0
92492462	13920_Sims_Rd	08/25/2020	<5.0	<0.50	<0.50	<2.0
92494130	13920_SIMS_RD	09/03/2020	<5.0	<0.50	<0.50	<2.0
92525130	13920_SIMS_RD_20210302	03/02/2021	<5.0	<0.50	<0.50	<2.0
92558707	13920_SIMS_RD_20210831	08/31/2021	<5	<0.5	<0.5	<2
92491360	13923_AC_Rd	08/17/2020	<5.0	<0.50	<0.50	<2.0
92492465	13923_AC_Rd	08/25/2020	<5.0	<0.50	<0.50	<2.0
92494139	13923_AC_RD	09/03/2020	<5.0	<0.50	<0.50	<2.0
92495190	13923_AC_RD	09/11/2020	<5.0	<0.50	<0.50	<2.0
92495938	13923_AC_RD_20200916	09/16/2020	<5.0	<0.50	<0.50	<2.0
92497416	13923_AC_RD 20200924	09/24/2020	**5.5**	<0.50	<0.50	<2.0
92498533	13923_AC_RD	10/01/2020	<5.0	<0.50	<0.50	<2.0
92499672	13923_AC_RD_20201008	10/08/2020	<5.0	<0.50	<0.50	<2.0
92491030	13926A_HC_Rd	08/16/2020	<5.0	<0.50	<0.50	<2.0
92492029	13926A_HC_Rd	08/21/2020	<5.0	NA	<0.50	NA
92493902	13926A_HC_RD	09/02/2020	<5.0	<0.50	<0.50	<2.0
92495062	13926A_HC_RD	09/10/2020	<5.0	<0.50	<0.50	<2.0
92495945	13926A_HC_RD_20200916	09/16/2020	<5.0	<0.50	<0.50	<2.0
92497401	13926A_HC_RD 20200924	09/24/2020	<5.0	<0.50	<0.50	<2.0
92498130	13926A_HC_RD_20200930	09/30/2020	<5.0	<0.50	<0.50	<2.0
92499670	13926A_HC_RD_20201008	10/08/2020	<5.0	<0.50	<0.50	<2.0

Table 7
Summary of Water Supply Well Sampling Results

Colonial Pipeline Company
2020-L1-SR2448
Huntersville, North Carolina

			Metals (µg/L)	VOCs (µg/L)		
Lab Report Number	Sample ID	Sample Date	Lead	Bromodichloromethane	Chloroform	Methylene Chloride
		NCAC 2L	**15**	**0.6**	**70**	**5**
		IMAC Standards	**--**	**--**	**--**	**--**
92500718	13926A_HC_RD_20201015	10/15/2020	<5.0	<0.50	<0.50	<2.0
92501815	13926A_HC_RD_20201022	10/22/2020	**5.2**	<0.50	<0.50	<2.0
92502951	13926A_HC_RD_20201029	10/29/2020	**6.6**	<0.50	<0.50	<2.0
92504292	13926A_HC_RD_20201105	11/05/2020	<5.0	<0.50	<0.50	<2.0
92506028	13926A_HC_RD	11/12/2020	<5.0	<0.50	**8.2**	<2.0
92507401	13926A_HC_RD	11/19/2020	**5.8**	<0.50	<0.50	<2.0
92508011	13926A_HC_RD_20201124	11/24/2020	<5.0	<0.50	<0.50	<2.0
92508712	13926A_HC_RD_20201201	12/01/2020	**5.9**	<0.50	<0.50	<2.0
92510243	13926A_HC_RD_20201208	12/08/2020	<5.0	<0.50	<0.50	<2.0
92512042	13926A_HC_RD_20201215	12/15/2020	<5.0	<0.50	<0.50	<2.0
92513351	13926A_HC_RD_20201222	12/22/2020	<5.0	<0.50	<0.50	<2.0
92513975	13926A_HC_RD_20201229	12/29/2020	<5.0	<0.50	<0.50	<2.0
92514754	13926A_HC_RD_20210105	01/05/2021	<5.0	<0.50	<0.50	<2.0
92516196	13926A_HC_RD_2021112	01/12/2021	<5.0	<0.50	<0.50	<2.0
92517224	13926A_HC_RD_2021119	01/19/2021	<5.0	<0.50	<0.50	<2.0
92518620	13926A_HC_RD 2021126	01/26/2021	<5.0	<0.50	<0.50	<2.0
92519764	13926A_HC_RD_20210202	02/02/2021	<5.0	<0.50	<0.50	<2.0
92521095	13926A_HC_RD_20210209	02/09/2021	**24.2**	<0.50	<0.50	<2.0
92522435	13926A_HC_RD_20210216	02/16/2021	<5.0	<0.50	<0.50	<2.0
92523580	13926A_HC_RD_20210223	02/23/2021	<5.0	<0.50	<0.50	<2.0
92525137	13926A_HC_RD_20210302	03/02/2021	<5.0	<0.50	<0.50	<2.0
92526622	13926A_HC_RD_20210309	03/09/2021	**7.3**	<0.50	<0.50	<2.0
92527881	13926A_HC_RD_20210316	03/16/2021	<5.0	<0.50	<0.50	<2.0
92529132	13926A_HC_RD_20210323	03/23/2021	<5	<0.5	<0.5	<2
92530272	13926A_HC_RD_20210330	03/30/2021	<5	<0.5	<0.5	<2
92530286	DUP-1	03/30/2021	<5.0	<0.50	<0.50	<2.0
92531391	13926A_HC_RD_20210406	04/06/2021	<5.0	<0.50	<0.50	<2.0
92532713	13926A_HC_RD_20210413	04/13/2021	<5	<0.5	<0.5	<2
92534055	13926A_HC_RD_20210420	04/20/2021	<5	<0.5	<0.5	<2
92535410	13926A_HC_RD_20210427	04/27/2021	<5.0	<0.50	<0.50	<2.0
92536815	13926A_HC_RD_20210504	05/04/2021	<5.0	<0.5	<0.5	<2
92538170	13926A_HC_RD_20210511	05/11/2021	<5	<0.5	<0.5	<2
92539532	13926A_HC_RD_20210518	05/18/2021	<5.0	<0.50	<0.50	<2.0
92540609	13926A_HC_RD.20210525	05/25/2021	<5	<0.5	<0.5	<2
92541580	13926A_HC_RD_20210601	06/01/2021	<5.0	<0.50	<0.50	<2.0
92543082	13926A_HC_RD_20210608	06/08/2021	**4.9**	<0.50	<0.50	<2.0
92544294	13926A_HC_RD_20210615	06/15/2021	<5	<0.5	<0.5	<2

Table 7
Summary of Water Supply Well Sampling Results

Colonial Pipeline Company
2020-L1-SR2448
Huntersville, North Carolina

			Metals (µg/L)	VOCs (µg/L)		
Lab Report Number	Sample ID	Sample Date	Lead	Bromodichloromethane	Chloroform	Methylene Chloride
		NCAC 2L	**15**	**0.6**	**70**	**5**
		IMAC Standards	**--**	**--**	**--**	**--**
92545595	13926A_HC_RD_20210622	06/22/2021	**6.2**	<0.5	<0.5	<2
92546855	13926A_HC_RD_20210629	06/29/2021	<5.0	<0.50	<0.50	<2.0
92547792	13926A_HC_RD_20210706	07/06/2021	<5.0	<0.50	<0.50	<2.0
92549173	13926A_HC_RD_20210713	07/13/2021	<5.0	<0.50	<0.50	<2.0
92550639	13926A_HC_RD_20210720	07/20/2021	**89.3**	<0.50	<0.50	<2.0
92551860	13926A_HC_RD_20210727	07/27/2021	<5.0	<0.50	<0.50	<2.0
92553034	13926A_HC_RD_20210803	08/03/2021	<5.0	<0.5	<0.50	<2
92553048	DUP-1	08/03/2021	<5	<0.5	<0.50	<2
92554518	13926A_HC_RD_20210810	08/10/2021	<5	<0.5	<0.5	<2
92555767	13926A_HC_RD_20210817	08/17/2021	**17.5**	<0.50	<0.50	<2.0
92491030	13926B_HC_Rd	08/16/2020	<5.0	<0.50	**8.9**	<2.0
92492030	13926B_HC_Rd	08/21/2020	NA	NA	**8.4**	NA
92493891	13926B_HC_RD	09/02/2020	<5.0	<0.50	**9.4**	<2.0
92495059	13926B_HC_RD	09/10/2020	<5.0	<0.50	**7.6**	<2.1
92495941	13926B_HC_RD_20200916	09/16/2020	<5.0	<0.50	**9.6**	<2.0
92495930	Field_Duplicate 09-16-2020	09/16/2020	<5.0	<0.50	**10.1**	<2.0
92497412	13926B_HC_RD 20200924	09/24/2020	<5.0	<0.50	**9.8**	<2.0
92498128	13926B_HC_RD_20200930	09/30/2020	<5.0	<0.50	**6.3**	<2.0
92499661	13926B_HC_RD_20201008	10/08/2020	<5.0	<0.50	**9.3**	<2.0
92500720	13926B_HC_RD_20201015	10/15/2020	<5.0	<0.50	**8.9**	<2.0
92501809	13926B_HC_RD_20201022	10/22/2020	<5.0	<0.50	**8.7**	<2.0
92502943	13926B_HC_RD_20201029	10/29/2020	<5.0	<0.50	**8.9**	<2.0
92504284	13926B_HC_RD_20201105	11/05/2020	<5.0	<0.50	**9.2**	<2.0
92506050	13926B_HC_RD	11/12/2020	<5.0	<0.50	<0.50	<2.0
92507398	13926B_HC_RD	11/19/2020	<5.0	<0.50	**7**	<2.0
92508014	13926B_HC_RD_20201124	11/24/2020	<5.0	<0.50	**8.7**	<2.0
92508823	13926B_HC_RD 20201201	12/01/2020	**6.6**	<0.50	**6.8**	<2.0
92510237	13926B_HC_RD_20201208	12/08/2020	<5.0	<0.50	**9.2**	<2.0
92512044	13926B_HC_RD_20201215	12/15/2020	<5.0	<0.50	**8.5**	<2.0
92513370	13926B_HC_RD_20201222	12/22/2020	<5.0	<0.50	**6.4**	<2.0
92513986	13926B_HC_RD_20201229	12/29/2020	<5.0	<0.50	**7.5**	<2.0
92514757	13926B_HC_RD_20210105	01/05/2021	<5.0	<0.50	**11.5**	<2.0
92514760	DUP-1	01/05/2021	<5.0	<0.50	**11.7**	<2.0
92516195	13926B_HC_RD_2021112	01/12/2021	<5.0	<0.50	**9.7**	<2.0
92517242	13926B_HC_RD_2021119	01/19/2021	<5.0	<0.50	**8.8**	<2.0
92517218	DUP-1	01/19/2021	<5.0	<0.50	**8.6**	<2.0
92518587	13926B_HC_RD_2021126	01/26/2021	<5.0	<0.50	**7.9**	<2.0

Table 7
Summary of Water Supply Well Sampling Results

Colonial Pipeline Company
2020-L1-SR2448
Huntersville, North Carolina

			Metals (µg/L)	VOCs (µg/L)		
Lab Report Number	Sample ID	Sample Date	Lead	Bromodichloromethane	Chloroform	Methylene Chloride
		NCAC 2L	**15**	**0.6**	**70**	**5**
		IMAC Standards	**--**	**--**	**--**	**--**
92519742	13926B_HC_RD_20210202	02/02/2021	<5.0	<0.50	**9**	<2.0
92521084	13926B_HC_RD_20210209	02/09/2021	<5.0	<0.50	**8.9**	<2.0
92522444	13926B_HC_RD_20210216	02/16/2021	<5.0	<0.50	**9**	<2.0
92523576	13926B_HC_RD_20210223	02/23/2021	<5.0	<0.50	**9.3**	<2.0
92523574	Dup-1	02/23/2021	<5.0	<0.50	**9.7**	<2.0
92525136	13926B_HC_RD_20210302	03/02/2021	<5.0	<0.50	**7.8**	<2.0
92525144	DUP-1	03/02/2021	<5.0	<0.50	**0.54**	<2.0
92526624	13926B_HC_RD_20210309	03/09/2021	<5.0	<0.50	**9.3**	<2.0
92527878	13926B_HC_RD_20210316	03/16/2021	<5.0	<0.50	**8.7**	<2.0
92529205	13926B_HC_RD_20210323	03/23/2021	<5	<0.5	**8.1**	<2
92530274	13926B_HC_RD_20210330	03/30/2021	<5	<0.5	**7.5**	<2
92531403	13926B_HC_RD_20210406	04/06/2021	<5.0	<0.50	**7.9**	<2.0
92532710	13926B_HC_RD_20210413	04/13/2021	<5	<0.5	**8.5**	<2
92534064	13926B_HC_RD_20210420	04/20/2021	<5	<0.5	**8.6**	<2
92535409	13926B_HC_RD_20210427	04/27/2021	<5.0	<0.50	**8.8**	<2.0
92536816	13926B_HC_RD_20210504	05/04/2021	<5.0	<0.5	**9.7**	<2
92536817	DUP-1	05/04/2021	<5.0	<0.5	**9.2**	<2
92538168	13926B_HC_RD_20210511	05/11/2021	<5	<0.5	**8.3**	<2
92539517	13926B_HC_RD_202010518	05/18/2021	NA	<0.50	**10**	<2.0
92540625	13926B_HC_RD_20210525	05/25/2021	<5	<0.5	**9.0**	<2
92541583	13926B_HC_RD_20210601	06/01/2021	<5.0	<0.50	**9.0**	<2.0
92543083	13926B_HC_RD_20210608	06/08/2021	<5.0	<0.50	**8.6**	<2.0
92543084	DUP-1	06/08/2021	<5	<0.5	**8.9**	<2
92544313	13926B_HC_RD_20210615	06/15/2021	<5	<0.5	**9.9**	<2
92545592	13926B_HC_RD_20210622	06/22/2021	<5	<0.5	**9.2**	<2
92546858	13926B_HC_RD_20210629	06/29/2021	<5.0	<0.50	**8.8**	<2.0
92547782	13926B_HC_RD_20210706	07/06/2021	<5.0	<0.50	**9.5**	<2.0
92549179	13926B_HC_RD_20210713	07/13/2021	<5.0	<0.50	**9.0**	<2.0
92550630	13926B_HC_RD_20210720	07/20/2021	<5.0	<0.50	**8.0**	<2.0
92550622	DUP-1	07/20/2021	<5.0	<0.50	**8.4**	<2.0
92551862	13926B_HC_RD_20210727	07/27/2021	<5.0	<0.50	**8.6**	<2.0
92553044	13926B_HC_RD_20210803	08/03/2021	<5.0	<0.5	**7.7**	<2
92554504	13926B_HC_RD_20210810	08/10/2021	<5.0	<0.5	**9.5**	<2
92555776	13926B_HC_RD_20210817	08/17/2021	<5.0	<0.50	**8.5**	<2.0
92492031	13937_AC_Rd	08/21/2020	<5.0	<0.50	<0.50	<2.0
92492463	13937_AC_Rd	08/25/2020	<5.0	<0.50	<0.50	<2.0
92494129	13937_AC_RD	09/03/2020	<5.0	<0.50	<0.50	<2.0

Table 7
Summary of Water Supply Well Sampling Results

Colonial Pipeline Company
2020-L1-SR2448
Huntersville, North Carolina

			Metals (µg/L)	VOCs (µg/L)		
Lab Report Number	Sample ID	Sample Date	Lead	Bromodichloromethane	Chloroform	Methylene Chloride
		NCAC 2L	**15**	**0.6**	**70**	**5**
		IMAC Standards	**--**	**--**	**--**	**--**
92494126	FD-090320	09/03/2020	<0.50	<0.50	<0.50	<2.0
92495051	13937_AC_RD	09/10/2020	<5.0	<0.50	<0.50	<2.0
92495928	13937_AC_RD_20200916	09/16/2020	<5.0	<0.50	<0.50	<2.0
92497405	13937_AC_RD 20200924	09/24/2020	<5.0	<0.50	<0.50	<2.0
92498536	13937_AC_RD	10/01/2020	<5.0	<0.50	<0.50	<2.0
92499667	13937_AC_RD_20201008	10/08/2020	<5.0	<0.50	<0.50	<2.0
92491152	13945_AC_Rd	08/17/2020	<5.0	<0.50	<0.50	<2.0
92492461	13945_AC_Rd	08/25/2020	<5.0	<0.50	<0.50	<2.0
92493888	13945_AC_RD	09/02/2020	<5.0	<0.50	<0.50	<2.0
92495063	13945_AC_RD	09/10/2020	<5.0	<0.50	<0.50	<2.0
92495935	13945_AC_RD_20200916	09/16/2020	<5.0	<0.50	<0.50	<2.0
92497410	13945_AC_RD 20200924	09/24/2020	<5.0	<0.50	<0.50	<2.0
92498532	13945_AC_RD	10/01/2020	<5.0	<0.50	<0.50	<2.0
92499669	13945_AC_RD_20201008	10/08/2020	<5.0	<0.50	<0.50	<2.0
92500726	13945_AC_RD_20201015	10/15/2020	<5.0	<0.50	<0.50	<2.0
92501817	DUP-1	10/22/2020	<5.0	<0.50	<0.50	<2.0
92501807	13945_AC_RD_20201022	10/22/2020	<5.0	<0.50	<0.50	<2.0
92502946	13945_AC_RD_20201029	10/29/2020	<5.0	<0.50	<0.50	<2.0
92504280	13945_AC_RD_20201105	11/05/2020	<5.0	<0.50	<0.50	<2.0
92506044	13945_AC_RD	11/12/2020	<5.0	<0.50	<0.50	<2.0
92507397	13945_AC_RD	11/19/2020	<5.0	<0.50	<0.50	<2.0
92508007	13945_AC_RD_20201124	11/24/2020	<5.0	<0.50	<0.50	<2.0
92508713	13945_AC_Rd_20201201	12/01/2020	<5.0	<0.50	<0.50	<2.0
92508822	DUP-1	12/01/2020	<0.50	<0.50	<0.50	<0.50
92510208	13945_AC_RD_20201208	12/08/2020	<5.0	<0.50	<0.50	<2.0
92525142	14000_LAWTHER_RD_20210302	03/02/2021	<5.0	<0.50	**1.2**	<2.0
92491555	14015 ASBURY CHAPEL RD	08/18/2020	<5.0	<0.50	<0.50	<2.0
92492468	14015_AC_Rd	08/25/2020	<5.0	<0.50	**1.5**	<2.0
92493886	14015_AC_RD	09/02/2020	<5.0	<0.50	**4.4**	<2.0
92495058	14015_AC_RD	09/10/2020	<5.0	<0.50	<0.50	<2.0
92495932	14015_AC_RD_20200916	09/16/2020	<5.0	<0.50	<0.50	<2.0
92497403	14015_AC_RD 20200924	09/24/2020	<5.0	<0.50	<0.50	<2.0
92498133	14015_AC_RD_20200930	09/30/2020	<5.0	<0.50	<0.50	<2.0
92499671	14015_AC_RD_20201008	10/08/2020	<5.0	<0.50	<0.50	<2.0
92499673	DUP-1	10/08/2020	<5.0	<0.50	<0.50	NA
92500727	14015_AC_RD_20201015	10/15/2020	<5.0	<0.50	<0.50	<2.0
92501814	14015_AC_RD_20201022	10/22/2020	<5.0	<0.50	<0.50	<2.0

Table 7
Summary of Water Supply Well Sampling Results

Colonial Pipeline Company
2020-L1-SR2448
Huntersville, North Carolina

			Metals (µg/L)	VOCs (µg/L)		
Lab Report Number	Sample ID	Sample Date	Lead	Bromodichloromethane	Chloroform	Methylene Chloride
		NCAC 2L	**15**	**0.6**	**70**	**5**
		IMAC Standards	**--**	**--**	**--**	**--**
92502948	14015_AC_RD_20201029	10/29/2020	<5.0	<0.50	<0.50	<2.0
92504297	14015_AC_RD_20201105	11/05/2020	<5.0	<0.50	<0.50	<2.0
92504300	DUP-1	11/05/2020	<5.0	<0.50	<0.50	<2.0
92506055	14015_AC_RD	11/12/2020	<5.0	<0.50	<0.50	<2.0
92506038	FD-111220	11/12/2020	<5.0	<0.50	<0.50	<2.0
92491361	14024_Sims_Rd	08/17/2020	<5.0	<0.50	<0.50	<2.0
92492464	14024_Sims_Rd	08/25/2020	<5.0	<0.50	<0.50	<2.0
92494133	14024_SIMS_RD	09/03/2020	<5.0	<0.50	<0.50	<2.0
92525135	14024_SIMS_RD_20210302	03/02/2021	<5.0	<0.50	<0.50	<2.0
92558694	14024_SIMS_RD_20210831	08/31/2021	<5	<0.5	<0.5	<2
92493111	14037_Lawther_Rd	08/30/2020	**37.3**	<0.50	<0.50	<2.0
92495188	14037_LAWTHER_RD	09/11/2020	**23.1**	<0.50	<0.50	<2.0
92491027	14108_HC_Rd	08/15/2020	<5.0	<0.50	<0.50	<2.0
92492688	14108_HC_Rd	08/25/2020	<5.0	<0.50	<0.50	<2.0
92491029	14226_HC_ Rd	08/16/2020	<5.0	<0.50	<0.50	<2.0
92492685	14226_HC_Rd	08/25/2020	<5.0	<0.50	<0.50	<2.0
92493881	14226_HC_RD	09/02/2020	<5.0	<0.50	<0.50	<2.0
92493905	FD_09_02_20	09/02/2020	<5.0	<0.50	<0.50	<2.0
92495187	14226_HC_RD	09/11/2020	<5.0	<0.50	<0.50	<2.0
92495193	FD-091120	09/11/2020	<5.0	<0.50	<0.50	<2.0
92495934	14226_HC_RD_20200916	09/16/2020	<5.0	<0.50	<0.50	<2.0
92497413	14226_HC_RD_20200924	09/24/2020	<5.0	<0.50	<0.50	<2.0
92497418	DUP-1	09/24/2020	<5.0	<0.50	<0.50	<2.0
92498535	14226_HC_RD	10/01/2020	**6.1**	<0.50	<0.50	<2.0
92499662	14226_HC_RD_20201008	10/08/2020	<5.0	<0.50	<0.50	<2.0
92500723	14226_HC_RD_20201015	10/15/2020	<5.0	<0.50	<0.50	<2.0
92501813	14226_HC_RD_20201022	10/22/2020	<5.0	<0.50	<0.50	<2.0
92502953	14226_HC_RD_20201029	10/29/2020	<5.0	<0.50	<0.50	<2.0
92504286	14226_HC_RD_20201105	11/05/2020	<5.0	<0.50	<0.50	<2.0
92506051	14226_HC_RD	11/12/2020	<5.0	<0.50	<0.50	<2.0
92507396	14226_HC_RD	11/19/2020	<5.0	<0.50	<0.50	<2.0
92508028	14226_HC_RD_20201124	11/24/2020	<5.0	<0.50	<0.50	<2.0
92508021	DUP-1	11/24/2020	<5.0	<0.50	<0.50	<2.0
92508835	14226_HC_RD_20201201	12/01/2020	<5.0	<0.50	<0.50	<2.0
92510240	14226_HC_RD_20201208	12/08/2020	<5.0	<0.50	<0.50	<2.0
92510245	DUP-1	12/08/2020	<5.0	<0.50	<0.50	<2.0
92511927	14226_HC_RD_20201215	12/15/2020	<5.0	<0.50	<0.50	<2.0

Table 7
Summary of Water Supply Well Sampling Results

Colonial Pipeline Company
2020-L1-SR2448
Huntersville, North Carolina

			Metals (µg/L)	VOCs (µg/L)		
Lab Report Number	Sample ID	Sample Date	Lead	Bromodichloromethane	Chloroform	Methylene Chloride
		NCAC 2L	**15**	**0.6**	**70**	**5**
		IMAC Standards	**--**	**--**	**--**	**--**
92513359	14226_HC_RD_20201222	12/22/2020	<5.0	<0.50	<0.50	<2.0
92513988	14226_HC_RD_20201229	12/29/2020	<5.0	<0.50	<0.50	<2.0
92513991	DUP-1	12/29/2020	<5.0	<0.50	<0.50	<2.0
92514751	14226_HC_RD_20210105	01/05/2021	<5.0	<0.50	<0.50	<2.0
92516188	14226_HC_RD_2021112	01/12/2021	<5.0	<0.50	<0.50	<2.0
92517237	14226_HC_RD_2021119	01/19/2021	NA	<0.50	<0.50	<2.0
92518581	14226_HC_RD_2021126	01/26/2021	<5.0	<0.50	<0.50	<2.0
92519752	14226_HC_RD_20210202	02/02/2021	<5.0	<0.50	<0.50	<2.0
92519734	Dup-1	02/02/2021	<5.0	<0.50	<0.50	<2.0
92521102	14226_HC_RD_20210209	02/09/2021	<5.0	<0.50	<0.50	<2.0
92521104	DUP-1	02/09/2021	<5.0	<0.50	<0.50	<2.0
92522445	14226_HC_RD_20210216	02/16/2021	<5.0	<0.50	<0.50	<2.0
92523584	14226_HC_RD_20210223	02/23/2021	<5.0	<0.50	<0.50	<2.0
92525132	14226_HC_RD_20210302	03/02/2021	<5.0	<0.50	<0.50	<2.0
92526623	14226_HC_RD_20210309	03/09/2021	<5.0	<0.50	<0.50	<2.0
92527853	14226_HC_RD_20210316	03/16/2021	<5.0	<0.50	<0.50	<2.0
92529174	14226_HC_RD_20210323	03/23/2021	<5	<0.5	<0.5	<2
92530278	14226_HC_RD_20210330	03/30/2021	<5	<0.5	<0.5	<2
92527887	DUP-1	03/16/2021	<5.0	<0.50	<0.50	<2.0
92531398	14226_HC_RD_20210406	04/06/2021	<5.0	<0.50	<0.50	<2.0
92532715	14226_HC_RD_20210413	04/13/2021	<5	<0.5	<0.5	<2
92534061	14226_HC_RD_20210420	04/20/2021	<5	<0.5	<0.5	<2
92535397	14226_HC_RD_20210427	04/27/2021	<5.0	<0.50	<0.50	<2.0
92536809	14226_HC_RD_20210504	05/04/2021	<5	<0.5	<0.5	<2.0
92538174	14226_HC_RD_20210511	05/11/2021	<5	<0.5	<0.5	<2
92538175	DUP-1	05/11/2021	<5	<0.5	<0.5	<2
92539530	14226_HC_RD_20210518	05/18/2021	NA	<0.50	<0.50	<2.0
92539530	14226_HC_RD_20210525	05/25/2021	<5	<0.5	<0.5	<2
92541587	14226_HC_RD_20210601	06/01/2021	<5.0	<0.50	<0.50	<2.0
92543077	14226_HC_RD_20210608	06/08/2021	<5.0	<0.50	**0.57**	<2.0
92544299	14226_HC_RD_20210615	06/15/2021	<5	<0.5	<0.5	<2
92545602	14226_HC_RD_20210622	06/22/2021	<5	<0.5	**0.35J**	<2
92546853	14226_HC_RD_20210629	06/29/2021	<5.0	<0.50	<0.50	<2.0
92547803	14226_HC_RD_20210706	07/06/2021	<5.0	<0.50	<0.50	<2.0
92547763	DUP-1	07/06/2021	<5.0	<0.50	<0.50	<2.0
92549176	14226_HC_RD_20210713	07/13/2021	<5.0	<0.50	<0.50	<2.0
92550627	14226_HC_RD_20210720	07/20/2021	<5.0	<0.50	<0.50	<2.0

Table 7
Summary of Water Supply Well Sampling Results

Colonial Pipeline Company
2020-L1-SR2448
Huntersville, North Carolina

			Metals (µg/L)	VOCs (µg/L)		
Lab Report Number	Sample ID	Sample Date	Lead	Bromodichloromethane	Chloroform	Methylene Chloride
		NCAC 2L	**15**	**0.6**	**70**	**5**
		IMAC Standards	**--**	**--**	**--**	**--**
92551873	14226_HC_RD_20210727	07/27/2021	<5.0	<0.50	<0.50	<2.0
92551882	DUP-1	07/27/2021	<5.0	<0.50	<0.50	<2.0
92553038	14226_HC_RD_20210803	08/03/2021	<5.0	<0.50	<0.50	<2.0
92554456	14226_HC_RD_20210810	08/10/2021	**8.8**	<0.5	<0.50	<2
92555774	14226_HC_RD_20210817	08/17/2021	<5.0	<0.50	<0.50	<2.0
92557303	14226_HC_RD_20210824	08/24/2021	<5	<0.5	<0.5	<2
92557292	Dup-1_20210824	08/24/2021	<5	<0.5	<0.5	<2
92558704	14226_HC_RD_20210831	08/31/2021	<5	<0.5	**0.4J**	<2
92559812	14226_HC_RD 20210907	09/07/2021	<5	<0.5	<0.5	<2
92561215	14226_HC_RD_20210914	09/14/2021	<5	<0.5	<0.5	<2
92562311	14226_HC_RD_20210921	09/21/2021	<5.0	<1	**0.143J**	<5
92563643	14226_HC_RD_09282021	09/28/2021	<5.0	<1	**0.313J**	<5
92563645	DUP-1	09/28/2021	<5.0	<1	**0.287J**	<5
92564837	14226_HC_RD_20211005	10/05/2021	<5	<0.5	<0.5	<2
92566380	14226_HC_RD_20211012	10/12/2021	**6.3**	<0.5	<0.5	<2
92567634	14226_HC_RD_20211019	10/19/2021	<5	<0.5	<0.5	<2
92568782	14226_HC_RD	10/26/2021	<5	<0.5	<0.5	<2
92570047	14226_HC_RD	11/02/2021	<5	<0.5	<0.5	<2
92570099	DUP -1	11/02/2021	<5	<0.5	<0.5	<2
92571551	14226_HC_RD	11/09/2021	<5	<0.5	<0.5	<2
92572763	14226_HC_RD	11/16/2021	<5	<0.5	<0.5	<2
92572777	DUP-1	11/16/2021	<5	<0.5	<0.5	<2
92574210	14226_HC_RD	11/23/2021	<5	<0.5	<0.5	<2
92574800	14226_HC_RD	11/30/2021	<5	<0.5	<0.5	<2
92576205	14226_HC_RD	12/07/2021	<5	<0.5	<0.5	<2
92577767	14226_HC_RD	12/14/2021	<5	<0.5	<0.5	<2
92579396	14226_HC_RD	12/21/2021	<5	<0.5	<0.5	<2
92580059	14226_HC_RD	12/28/2021	<5	<0.5	<0.5	<2
92580709	14226_HC_RD	01/04/2022	<5	<0.5	<0.5	<2
92582055	14226_HC_RD	01/11/2022	<5	<0.5	<0.5	<2
92583315	14226_HC_RD	01/19/2022	<5	<0.5	<0.5	<2
92583324	DUP -1	01/19/2022	<5	<0.5	<0.5	<2
92584294	14226_HC_RD	01/25/2022	<5	<0.5	<0.5	<2
92585383	14226_HC_RD	02/01/2022	<5	<0.5	<0.5	<2
92586852	14226_HC_RD	02/08/2022	<5	<0.5	<0.5	<2
92586862	DUP -1	02/08/2022	<5	<0.5	<0.5	<2
92495192	14401_HC_RD	09/11/2020	<5.0	<0.50	<0.50	<2.0
92495926	14401_HC_RD_20200916	09/16/2020	<5.0	<0.50	<0.50	<2.0

Table 7
Summary of Water Supply Well Sampling Results

Colonial Pipeline Company
2020-L1-SR2448
Huntersville, North Carolina

			Metals (µg/L)	VOCs (µg/L)		
Lab Report Number	Sample ID	Sample Date	Lead	Bromodichloromethane	Chloroform	Methylene Chloride
		NCAC 2L	**15**	**0.6**	**70**	**5**
		IMAC Standards	**--**	**--**	**--**	**--**
92497414	14401_HC_RD 20200924	09/24/2020	<5.0	<0.50	<0.50	<2.0
92498534	14401_HC_RD	10/01/2020	<5.0	<0.50	<0.50	<2.0
92499663	14401_HC_RD_20201008	10/08/2020	<5.0	<0.50	<0.50	<2.0
92500730	14401_HC_RD_20201015	10/15/2020	<5.0	<0.50	<0.50	<2.0
92501803	14401_HC_RD_20201022	10/22/2020	<5.0	<0.50	<0.50	<2.0
92502940	14401_HC_RD_20201029	10/29/2020	<5.0	<0.50	<0.50	<2.0
92504290	14401_HC_RD_20201105	11/05/2020	<5.0	<0.50	<0.50	<2.0
92506047	14401_HC_RD	11/12/2020	<5.0	<0.50	<0.50	<2.0
92507394	14401_HC_RD	11/19/2020	<5.0	<0.50	<0.50	<2.0
92508004	14401_HC_RD_20201124	11/24/2020	<5.0	<0.50	<0.50	<2.0
92508717	14401_HC_RD_20201201	12/01/2020	**5.8**	<0.50	<0.50	<2.0
92510211	14401_HC_RD_20201208	12/08/2020	<5.0	<0.50	<0.50	<2.0
92512045	14401_HC_RD_20201215	12/15/2020	<5.0	<0.50	<0.50	<2.0
92513372	14401_HC_RD_20201222	12/22/2020	<5.0	<0.50	<0.50	<2.0
92513342	Dup-1	12/22/2020	<5.0	<0.50	<0.50	<2.0
92513981	14401_HC_RD_20201229	12/29/2020	<5.0	<0.50	<0.50	<2.0
92514759	14401_HC_RD_20210105	01/05/2021	<5.0	<0.50	<0.50	<2.0
92516197	14401_HC_RD_2021112	01/12/2021	<5.0	<0.50	<0.50	<2.0
92517232	14401_HC_RD_2021119	01/19/2021	<5.0	<0.50	<0.50	<2.0
92518569	14401_HC_RD_20211126	01/26/2021	<5.0	<0.50	<0.50	<2.0
92518564	DUP-1	01/26/2021	<5.0	<0.50	<0.50	<2.0
92519739	14401_HC_RD_20210202	02/02/2021	<5.0	<0.50	<0.50	<2.0
92521093	14401_HC_RD_20210209	02/09/2021	<5.0	<0.50	<0.50	<2.0
92522431	14401_HC_RD_20210216	02/16/2021	<5.0	<0.50	<0.50	<2.0
92523581	14401_HC_RD_20210223	02/23/2021	<5.0	<0.50	<0.50	<2.0
92525134	14401_HC_RD_20210302	03/02/2021	**10.4**	<0.50	<0.50	<2.0
92526626	14401_HC_RD_20210309	03/09/2021	<5.0	<0.50	<0.50	<2.0
92526621	DUP-1	03/09/2021	<5.0	<0.50	<0.50	<2.0
92527871	14401_HC_RD_20210316	03/16/2021	<5.0	<0.50	<0.50	<2.0
92527871	14401_HC_RD_20210316	03/16/2021	<5	<0.5	<0.5	<2
92529145	14401_HC_RD_20210323	03/23/2021	**5.5**	<0.5	<0.5	<2
92530273	14401_HC_RD_20210330	03/30/2021	<5	<0.5	<0.5	<2
92531400	14401_HC_RD_20210406	04/06/2021	<5.0	<0.50	<0.50	<2.0
92532719	14401_HC_RD_20210413	04/13/2021	**20.4**	<0.5	<0.5	<2
92534072	14401_HC_RD_20210420	04/20/2021	<5	<0.5	<0.5	<2
92535399	14401_HC_RD_20210427	04/27/2021	<5.0	<0.50	<0.50	<2.0
92536814	14401_HC_RD_20210504	05/04/2021	**5.1**	<0.5	<0.5	<2

Table 7
Summary of Water Supply Well Sampling Results

Colonial Pipeline Company
2020-L1-SR2448
Huntersville, North Carolina

			Metals (µg/L)	VOCs (µg/L)		
Lab Report Number	Sample ID	Sample Date	Lead	Bromodichloromethane	Chloroform	Methylene Chloride
		NCAC 2L	**15**	**0.6**	**70**	**5**
		IMAC Standards	**--**	**--**	**--**	**--**
92538161	14401_HC_RD_20210511	05/11/2021	<5	<0.5	<0.5	<2
92539519	14401_HC_RD_20210518	05/18/2021	<5.0	<0.50	<0.50	<2.0
92540621	14401_HC_RD_20210525	05/25/2021	<5	<0.5	<0.5	<2
92541589	14401_HC_RD_20210601	06/01/2021	<5.0	<0.50	<0.50	<2.0
92543081	14401_HC_RD_20210608	06/08/2021	<5.0	<0.50	<0.50	<2.0
92544312	14401_HC_RD_20210615	06/15/2021	<5	<0.5	<0.5	<2
92545598	14401_HC_RD_20210622	06/22/2021	<5	<0.5	<0.5	<2
92546850	14401_HC_RD_20210629	06/29/2021	<5.0	<0.50	<0.50	<2.0
92546846	Dup-1	06/29/2021	<5.0	<0.50	<0.50	<2.0
92547811	14401_HC_RD_20210706	07/06/2021	<5.0	<0.50	<0.50	<2.0
92549171	14401_HC_RD_20210713	07/13/2021	<5.0	<0.50	<0.50	<2.0
92550626	14401_HC_RD_20210720	07/20/2021	<5.0	<0.50	<0.50	<2.0
92551854	14401_HC_RD_20210727	07/27/2021	<5.0	<0.50	<0.50	<2.0
92553032	14401_HC_RD_20210803	08/03/2021	<5.0	<0.5	<0.50	<2
92554497	14401_HC_RD_20210810	08/10/2021	<5.0	<0.5	<0.50	<2
92554531	Dup-1_20210810	08/10/2021	<5	<0.5	<0.5	<2
92555782	14401_HC_RD_20210817	08/17/2021	<5.0	<0.50	<0.50	<2.0
92557300	14401_HC_RD_20210824	08/24/2021	<5	<0.5	<0.5	<2
92558709	14401_HC_RD_20210831	08/31/2021	<5	<0.5	<0.5	<2
92559806	14401_HC_RD 20210907	09/07/2021	<5	<0.5	<0.5	<2
92559813	DUP-1_20210907	09/07/2021	<5	<0.5	<0.5	<2
92561217	14401_HC_RD_20210914	09/14/2021	<5	<0.5	<0.5	<2
92562318	14401_HC_RD_20210921	09/21/2021	<5.0	<1	<5	<5
92563651	14401_HC_RD_09282021	09/28/2021	<5.0	<1	<5	<5
92564839	14401_HC_RD_20211005	10/05/2021	<5	<0.5	<0.5	<2
92566385	14401_HC_RD_20211012	10/12/2021	**75.3**	<0.5	<0.5	<2
92567628	14401_HC_RD	10/19/2021	<5	<0.5	<0.5	<2
92567636	DUP-1	10/19/2021	<5	<0.5	<0.5	<2
92568784	14401_HC_RD_10262021	10/26/2021	<5	<0.5	<0.5	<2
92570034	14401_HC_RD	11/02/2021	<5	<0.5	<0.5	<2
92571547	14401_HC_RD	11/09/2021	<5	<0.5	<0.5	<2
92572754	14401_HC_RD	11/16/2021	<5	<0.5	<0.5	<2
92574206	14401_HC_RD	11/23/2021	**12.5**	<0.5	<0.5	<2
92574217	DUP-1	11/23/2021	<5	<0.5	<0.5	<2
92574803	14401_HC_RD	11/30/2021	<5	<0.5	<0.5	<2
92576277	14401_HC_RD	12/07/2021	<5	<0.5	<0.5	<2
92577750	14401_HC_RD	12/14/2021	**4.6J**	<0.5	<0.5	<2

Table 7
Summary of Water Supply Well Sampling Results

Colonial Pipeline Company
2020-L1-SR2448
Huntersville, North Carolina

			Metals (µg/L)	VOCs (µg/L)		
Lab Report Number	Sample ID	Sample Date	Lead	Bromodichloromethane	Chloroform	Methylene Chloride
		NCAC 2L	**15**	**0.6**	**70**	**5**
		IMAC Standards	**--**	**--**	**--**	**--**
92579400	14401_HC_RD	12/21/2021	**8.1**	<0.5	<0.5	<2
92579410	DUP-1	12/21/2021	<5	<0.5	<0.5	<2
92580067	14401_HC_RD	12/28/2021	<5	<0.5	<0.5	<2
92580724	14401_HC_RD	01/04/2022	<5	<0.5	<0.5	<2
92582043	14401_HC_RD	01/11/2022	<5	<0.5	<0.5	<2
92582060	DUP-1	01/11/2022	<5	<0.5	<0.5	<2
92583321	14401_HC_RD	01/19/2022	<5	<0.5	<0.5	<2
92584300	14401_HC_RD	01/25/2022	**5.7**	<0.5	<0.5	<2
92584315	DUP-1	01/25/2022	<5	<0.5	<0.5	<2
92585378	14401_HC_RD	02/01/2022	<5	<0.5	<0.5	<2
92586850	14401_HC_RD	02/08/2022	<5	<0.5	<0.5	<2
92492048	15104_PL_Dr	08/22/2020	NA	NA	NA	NA
92492044	15110_PL_ Dr	08/22/2020	NA	NA	NA	NA
92492047	15120_PL_Dr	08/22/2020	NA	NA	NA	NA
92492046	15128_PL_ Dr	08/22/2020	NA	NA	NA	NA
92492045	15136_PL_ Dr	08/22/2020	NA	NA	NA	NA
92491031	16366_HC_Rd	08/16/2020	<5.0	<0.50	<0.50	<2.0
92492689	HOA_Lawn	08/26/2020	<5.0	<0.50	<0.50	<2.0
92492686	FD1_08262020	08/26/2020	<5.0	<0.50	<0.50	<2.0
92493898	HOA_LAWN	09/02/2020	<5.0	<0.50	<0.50	<2.0
92495066	HOA_LAWN	09/10/2020	<5.0	<0.50	<0.50	<2.0
92558692	HOA_HC_RD_20210831	08/31/2021	**4.8J**	<0.5	<0.5	<2
QC Data						
92497418	FB-1	09/24/2020	<5.0	<0.50	<0.50	<2.0
92492469	Field Blank	08/25/2020	<5.0	<0.50	<0.50	**2.1**
92492905	Field Blank	08/27/2020	<5.0	<0.50	<0.50	<2.0
92492033	Field_Blank	08/21/2020	<5.0	NA	NA	NA
92492686	Field_Blank	08/26/2020	<5.0	<0.50	<0.50	<2.0
92493905	Field_Blank	09/02/2020	<5.0	<0.50	<0.50	<2.0
92494126	Field_Blank	09/03/2020	<0.50	<0.50	<0.50	<2.0
92495069	FIELD_BLANK	09/10/2020	<5.0	<0.50	<0.50	**3.3**
92495193	FIELD_BLANK	09/11/2020	<5.0	<0.50	<0.50	**3.1**
92495930	Field_Blank 09-16-2020	09/16/2020	<5.0	<0.50	<0.50	**2.9**
92491368	FIELD_BLANK_1	08/17/2020	<5.0	<0.50	<0.50	<2.0
92499673	FB-1	10/08/2020	<5.0	<0.50	<0.50	<2.0
92500731	FB-1	10/15/2020	<5.0	<0.50	<0.50	<2.0
92501817	FB-1	10/22/2020	<5.0	<0.50	<0.50	<2.0

Table 7
Summary of Water Supply Well Sampling Results

Colonial Pipeline Company
2020-L1-SR2448
Huntersville, North Carolina

			Metals (µg/L)	VOCs (µg/L)		
Lab Report Number	Sample ID	Sample Date	Lead	Bromodichloromethane	Chloroform	Methylene Chloride
		NCAC 2L	**15**	**0.6**	**70**	**5**
		IMAC Standards	**--**	**--**	**--**	**--**
92502957	FB-1	10/29/2020	<5.0	<0.50	<0.50	<2.0
92504300	FB-1	11/05/2020	<5.0	<0.50	<0.50	<2.0
92506038	Field Blank	11/12/2020	<5.0	<0.50	<0.50	<2.0
92507391	Field Blank	11/19/2020	<5.0	<0.50	<0.50	<2.0
92508021	FB-1	11/24/2020	<5.0	<0.50	<0.50	<2.0
92508822	FB-1	12/01/2020	<0.50	<0.50	<0.50	<0.50
92510245	FB-1	12/08/2020	<5.0	<0.50	<0.50	<2.0
92512046	FB-1	12/15/2020	<5.0	<0.50	<0.50	<2.0
92513342	FB-1	12/22/2020	<5.0	<0.50	<0.50	<2.0
92513991	FB-1	12/29/2020	<5.0	<0.50	<0.50	<2.0
92514760	FB-1	01/05/2021	<5.0	<0.50	<0.50	<2.0
92516192	FB-1	01/12/2021	<5.0	<0.50	<0.50	<2.0
92517218	FB-1	01/19/2021	<5.0	<0.50	<0.50	<2.0
92518564	FB-1	01/26/2021	<5.0	<0.50	<0.50	<2.0
92519734	FB-1	02/02/2021	<5.0	<0.50	<0.50	<2.0
92521104	FB-1	02/09/2021	<5.0	<0.50	<0.50	<2.0
92522438	FB-1	02/16/2021	<5.0	<0.50	<0.50	<2.0
92523574	FB-1	02/23/2021	<5.0	<0.50	<0.50	<2.0
92525144	FB-1	03/02/2021	<5.0	<0.50	<0.50	<2.0
92526621	FB-1	03/09/2021	<5.0	<0.50	<0.50	<2.0
92527887	FB-1	03/16/2021	<5.0	<0.50	<0.50	<2.0
92530286	FB-1	03/30/2021	<5.0	<0.50	<0.50	<2.0
92531397	FB-1	04/06/2021	<5.0	<0.50	<0.50	<2.0
92535408	FB-1	04/27/2021	<5.0	<0.50	<0.50	<2.0
92536817	FB-1	05/04/2021	<5.0	<0.5	<0.50	<2
92538175	FB-1	05/11/2021	<5	<0.5	<0.5	<2
92539533	FB-1	05/18/2021	<5.0	<0.50	<0.50	<2.0
92540633	FB-1	05/25/2021	<5	<0.5	<0.5	<2
92541599	FB-1	06/01/2021	<5.0	<0.50	<0.50	<2.0
92543084	FB-1	06/08/2021	<5.0	<0.50	<0.50	<2.0
92545591	FB-1	06/22/2021	<5	<0.5	<0.5	<2
92546846	FB-1	06/29/2021	<5.0	<0.50	<0.50	<2.0
92547763	FB-1	07/06/2021	<5.0	<0.50	<0.50	<2.0
92549163	FB-1	07/13/2021	<5.0	<0.50	<0.50	<2.0
92550622	FB-1	07/20/2021	<5.0	<0.50	<0.50	<2.0
92551882	FB-1	07/27/2021	<5.0	<0.50	<0.50	<2.0
92553048	FB-1	08/03/2021	<5.0	<0.5	<0.50	<2

Table 7
Summary of Water Supply Well Sampling Results

Colonial Pipeline Company
2020-L1-SR2448
Huntersville, North Carolina

			Metals (µg/L)	VOCs (µg/L)		
Lab Report Number	Sample ID	Sample Date	Lead	Bromodichloromethane	Chloroform	Methylene Chloride
		NCAC 2L	**15**	**0.6**	**70**	**5**
		IMAC Standards	**--**	**--**	**--**	**--**
92554531	FB-1	08/10/2021	<5	<0.5	<0.5	<2
92555763	FB-1	08/17/2021	<5.0	<0.50	<0.50	<2.0
92557292	FB-1	08/24/2021	<5	<0.5	<0.5	<2
92558711	FB-1	08/31/2021	<5	<0.5	<0.5	<2
92559813	FB-1	09/07/2021	<5	<0.5	<0.5	<2
92561225	FB-1	09/14/2021	<5	<0.5	<0.5	<2
92562323	FB-1	09/21/2021	<5	<1	<5	<5
92563645	FB-1	09/28/2021	<5	<1	<5	<5
92564847	FB-1*	10/05/2021	<5	<0.5	<0.5	<2
92566386	FB-1	10/12/2021	<5	<0.5	<0.5	<2
92567636	FB-1	10/19/2021	<5	<0.5	<0.5	<2
92568794	FB-1	10/26/2021	<5	<0.5	<0.5	<2
92570099	FB-1	11/02/2021	<5	<0.5	<0.5	<2
92571587	EB-1	11/09/2021	<5	<0.5	<0.5	<2
92572777	FB-1	11/16/2021	<5	<0.5	<0.5	<2
92574217	FB-1	11/23/2021	<5	<0.5	<0.5	<2
92574804	FB-1	11/30/2021	<5	<0.5	<0.5	<2
92576165	FB-1	12/07/2021	<5	<0.5	<0.5	<2
92577788	FB-1	12/14/2021	<5	<0.5	<0.5	<2
92579410	FB-1	12/21/2021	<5	<0.5	<0.5	<2
92580062	FB-1	12/28/2021	<5	<0.5	<0.5	<2
92580733	FB-1	01/04/2022	<5	<0.5	<0.5	<2
92582060	FB-1	01/11/2022	<5	<0.5	<0.5	<2
92583324	FB-1	01/19/2022	<5	<0.5	<0.5	<2
92584315	FB-1	01/25/2022	<5	<0.5	**1.0**	<2
92585387	FB-1	02/01/2022	<5	<0.5	**0.9**	<2
92586862	FB-1	02/08/2022	<5	<0.5	<0.5	<2
92492469	Trip Blank	08/25/2020	NA	<0.50	<0.50	<2.0
92492905	Trip Blank	08/27/2020	NA	<0.50	<0.50	<2.0
92491368	TRIP_BLANK	08/17/2020	NA	<0.50	<0.50	<2.0
92491387	TRIP_BLANK	08/18/2020	NA	<0.50	<0.50	<2.0
92491555	TRIP_BLANK	08/18/2020	NA	<0.50	<0.50	<2.0
92492033	Trip_Blank	08/21/2020	NA	NA	<0.50	NA
92493111	Trip_Blank	08/30/2020	NA	<0.50	<0.50	<2.0
92493905	Trip_Blank	09/02/2020	NA	<0.50	<0.50	<2.0
92494126	Trip_Blank	09/03/2020	NA	<0.50	<0.50	<2.0
92495069	TRIP_BLANK	09/10/2020	NA	<0.50	<0.50	<2.0
92495193	TRIP_BLANK	09/11/2020	NA	<0.50	<0.50	<2.0

Table 7
Summary of Water Supply Well Sampling Results

Colonial Pipeline Company
2020-L1-SR2448
Huntersville, North Carolina

			Metals (µg/L)	VOCs (µg/L)		
Lab Report Number	Sample ID	Sample Date	Lead	Bromodichloromethane	Chloroform	Methylene Chloride
		NCAC 2L	15	0.6	70	5
		IMAC Standards	--	--	--	--
92495930	Trip_Blank	09/16/2020	NA	<0.50	<0.50	<2.0
92497418	Trip_Blank	09/24/2020	NA	<0.50	<0.50	<2.0
92499673	TRIP BLANK	10/08/2020	NA	<0.50	<0.50	<2.0
92500731	TRIP BLANK	10/15/2020	NA	<0.50	<0.50	<2.0
92501817	TRIP BLANK	10/22/2020	NA	<0.50	<0.50	<2.0
92502957	TRIP BLANK	10/29/2020	NA	<0.50	<0.50	<2.0
92504300	TRIP BLANK	11/05/2020	NA	<0.50	<0.50	<2.0
92506038	Trip Blank	11/12/2020	NA	<0.50	<0.50	<2.0
92507391	Trip Blank	11/19/2020	NA	<0.50	<0.50	<2.0
92508021	Trip Blank	11/24/2020	<5.0	<0.50	<0.50	<2.0
92508822	Trip Blank	12/01/2020	NA	<0.50	<0.50	<0.50
92510245	Trip Blank	12/08/2020	NA	<0.50	<0.50	<2.0
92512046	Trip Blank	12/15/2020	NA	<0.50	<0.50	<2.0
92513342	Trip Blank	12/22/2020	NA	<0.50	<0.50	<2.0
92513991	Trip Blank	12/29/2020	NA	<0.50	<0.50	<2.0
92514760	TRIP BLANK	01/05/2021	NA	<0.50	<0.50	<2.0
92516192	Trip Blank	01/12/2021	NA	<0.50	<0.50	<2.0
92517218	TRIP BLANK	01/19/2021	NA	<0.50	<0.50	<2.0
92518564	Trip Blank	01/26/2021	NA	<0.50	<0.50	<2.0
92519734	Trip Blank	02/02/2021	NA	<0.50	<0.50	<2.0
92521104	Trip Blank	02/09/2021	NA	<0.50	<0.50	<2.0
92522438	Trip Blank	02/16/2021	NA	<0.50	<0.50	<2.0
92523574	Trip Blank	02/23/2021	NA	<0.50	<0.50	<2.0
92525144	Trip Blank	03/02/2021	NA	<0.50	<0.50	<2.0
92526621	Trip Blank	03/09/2021	NA	<0.50	<0.50	<2.0
92527887	TRIP BLANK	03/16/2021	NA	<0.50	<0.50	<2.0
92530286	Trip Blank	03/30/2021	NA	<0.50	<0.50	<2.0
92531397	TRIP BLANK	04/06/2021	NA	<0.50	<0.50	<2.0
92535408	TRIP BLANK	04/27/2021	NA	<0.50	<0.50	<2.0
92536817	Trip Blank	05/04/2021	NA	<0.5	<0.5	<2
92538175	TRIP BLANK	05/11/2021	NA	<0.5	<0.5	<2
92539533	TRIP BLANK	05/18/2021	NA	<0.50	<0.50	<2.0
92540633	TRIP BLANK	05/25/2021	NA	<0.5	<0.5	<2
92541599	Trip Blank	06/01/2021	NA	<0.50	<0.50	<2.0
92543084	Trip Blank	06/08/2021	NA	<0.50	<0.50	<2.0

Table 7
Summary of Water Supply Well Sampling Results

Colonial Pipeline Company
2020-L1-SR2448
Huntersville, North Carolina

			Metals (µg/L)	VOCs (µg/L)		
Lab Report Number	**Sample ID**	**Sample Date**	**Lead**	**Bromodichloromethane**	**Chloroform**	**Methylene Chloride**
		NCAC 2L	**15**	**0.6**	**70**	**5**
		IMAC Standards	**--**	**--**	**--**	**--**
92545591	TRIP BLANK	06/22/2021	NA	<0.5	<0.5	<2
92546846	Trip Blank	06/29/2021	NA	<0.50	<0.50	<2.0
92547763	TRIP BLANK	07/06/2021	NA	<0.50	<0.50	<2.0
92549163	Trip Blank	07/13/2021	NA	<0.50	<0.50	<2.0
92550622	Trip Blank	07/20/2021	NA	<0.50	<0.50	<2.0
92551882	Trip Blank	07/27/2021	NA	<0.50	<0.50	<2.0
92553048	TRIP BLANK	08/03/2021	NA	<0.5	<0.50	<2
92554531	Trip Blank	08/10/2021	NA	<0.5	<0.5	<2
92555763	TB	08/17/2021	NA	<0.50	<0.50	<2.0
92557292	Trip Blank	08/24/2021	NA	<0.5	<0.5	<2
92558711	TRIP BLANK	08/31/2021	NA	<0.5	<0.5	<2
92559813	TRIP BLANK	09/07/2021	NA	<0.5	<0.5	<2
92562323	TRIP BLANK	09/21/2021	NA	<1	<5	**0.466J**
92563645	TRIP BLANK	09/28/2021	NA	<1	<5	**0.672J**
92564847	TRIP BLANK	10/05/2021	NA	<0.5	<0.5	<2
92566386	TRIP BLANK	10/12/2021	NA	<0.5	<0.5	<2
92567636	TRIP BLANK	10/19/2021	NA	<0.5	<0.5	<2
92568794	TRIP BLANK	10/26/2021	NA	<0.5	<0.5	<2
92570099	TRIP BLANK	11/02/2021	NA	<0.5	<0.5	<2
92571587	TRIP BLANK	11/09/2021	NA	<0.5	<0.5	<2
92572777	TRIP BLANK	11/16/2021	NA	<0.5	<0.5	<2
92574217	TRIP BLANK	11/23/2021	NA	<0.5	<0.5	<2
92574804	TRIP BLANK	11/30/2021	NA	<0.5	<0.5	<2
92576165	Trip Blank	12/07/2021	NA	<0.5	<0.5	<2
92577788	TRIP BLANK	12/14/2021	NA	<0.5	<0.5	<2
92579410	TRIP BLANK	12/21/2021	NA	<0.5	<0.5	<2
92580062	TRIP BLANK	12/28/2021	NA	<0.5	<0.5	<2
92580733	TRIP BLANK	01/04/2022	NA	<0.5	<0.5	<2
92582060	TRIP BLANK	01/11/2022	NA	<0.5	<0.5	<2
92583324	TRIP BLANK	01/19/2022	NA	<0.5	<0.5	<2

Table 7
Summary of Water Supply Well Sampling Results

Colonial Pipeline Company
2020-L1-SR2448
Huntersville, North Carolina

			Metals (µg/L)	VOCs (µg/L)		
Lab Report Number	**Sample ID**	**Sample Date**	**Lead**	**Bromodichloromethane**	**Chloroform**	**Methylene Chloride**
		NCAC 2L	**15**	**0.6**	**70**	**5**
		IMAC Standards	**--**	**--**	**--**	**--**
92584315	TRIP BLANK	01/25/2022	NA	<0.5	<0.5	<2
92586862	TRIP BLANK	02/08/2022	NA	<0.5	<0.5	<2

Notes:
All units reported in micrograms per liter (µg/L)
Only detected constituents are shown
Samples beginning with "FD", "Field_Duplicate" and "DUP" are field duplicates and co-samples of the preceeding row
Shading indicates a detection greater than the NCAC 2L Groundwater Standard
Bold text indicates a detection greater than the laboratory reporting limit
NCAC 2L Standard - North Carolina 15A NCAC 2L Groundwater Standard
NA - Not Analyzed
ID - Identification
"<" - Indicates compound was not detected above laboratory reporting limit
J - Estimated concentration below laboratory reporting limit
Lead - Analyzed by Method 6010D
VOCs - Volatile Organic Compounds, analyzed by Method SM 6200B
VPH - Volatile Petroleum Hydrocarbons analyzed by Method MADEP VPH
MADEP - Massachusetts Department of Environmental Protection; as required by North Carolina Department of Environmental Quality
"*" - VPH (C9-C10 Aromatics) was detected in the Field Blank at a J-flagged value of 38.4J on October 5, 2021

Table 8
Summary of Potential Receptor Information

Colonial Pipeline Company
2020-L1-SR2448
Huntersville, North Carolina

Well # / Receptor ID	Type	Contact Name	Own/ User/ Both	Contact Phone #	Street Address for Receptor	Receptor Description and Location Details	Latitude / Longitude *(Decimal Degrees)*	Source Status & Use	Connection to Charlotte Water	Purchased by CPC	Distance from source (ft)	Up- or Down-Gradient (if Known)
13712_HC_RD	N/A	Pegler	Both	N/A	13712 Huntersville-Concord Rd	Single-Family	35.41270, -80.81165	Inactive	Existing	No	>1500	N/A
13800_HC_RD	N/A	Marlowe	Both	N/A	13800 Huntersville-Concord Rd	Single-Family	35.41253, -80.81075	Inactive	Existing	No	<1500	N/A
13822_HC_RD	N/A	CPC	Own	N/A	13822 Huntersville-Concord Rd	Single-Family	35.41275, -80.80974	Abandoned	Existing	Yes	<1500	N/A
13926A_HC_RD	N/A	CPC	Own	N/A	13926 Huntersville-Concord Rd	Single-Family	35.41259, -80.80790	Abandoned	Connection added	Yes	<1500	Down
13926B_HC_RD	N/A	CPC	Own	N/A	13900 Huntersville-Concord Rd	Single-Family	35.41259, -80.80790	Abandoned	Connection added	Yes	<1500	Down
14108_HC_RD	N/A	CPC	Own	N/A	14108 Huntersville-Concord Rd	Single-Family	35.41336, -80.80555	Abandoned	Not Connected	Yes	<1500	Down
14130 HC RD	--	Razon	--	N/A	14130 Huntersville-Concord Rd	Single-Family	35.41326, -80.80521	--	Existing	No	<1500	Down
14335 HC RD	--	Gray	--	N/A	14335 Huntersville-Concord Rd	Single-Family	35.41456, -80.80336	--	Existing	No	<1500	Down
14401_HC_RD	N/A	Gray	Both	N/A	14401 Huntersville-Concord Rd	Single-Family	35.41682, -80.80445	Potable Use	Not Connected	No	<1500	Down
14226_HC_RD	N/A	Brown	Both	N/A	14226 Huntersville-Concord Rd	Agricultural, Commercial Production	35.41335, -80.80356	Potable Use*	Water line tapped, not connected	No	<1500	N/A
14000_LAWTHER_RD	N/A	Shinn	Both	N/A	14000 Lawther Rd	N/A	35.41185, -80.81036	Abandoned	Existing	No	<1500	N/A
13835_AC_RD	N/A	Ward	Both	N/A	13835 Asbury Chapel Rd	Single-Family	35.41056, -80.80553	Potable Use	Water line tapped, not connected	No	<1500	Down
13923_AC_RD	N/A	Bloch	Both	N/A	13923 Asbury Chapel Rd	Single-Family	35.41071, -80.80596	Abandoned	Existing	No	<1500	Down
13927 AC RD	--	Quinn	--	N/A	13927 Asbury Chapel Rd	Single-Family	35.41141, -80.80514	--	Existing	No	<1500	Down
13937 AC RD	--	Bellet	--	N/A	13937 Asbury Chapel Rd	Single-Family	35.41182, -80.80557	--	Connection added	No	<1500	Down
13945_AC_RD	N/A	CPC	Own	N/A	13945 Asbury Chapel Rd	Single-Family	35.41250, -80.80514	Abandoned	Connection added	Yes	<1500	Down
14015_AC_RD	N/A	CPC	Own	N/A	14015 Asbury Chapel Rd	Single-Family	35.41266, -80.80542	Abandoned	Connection added	Yes	<1500	Down
13831_SIMS	N/A	Kern	Both	N/A	13831 Sims Rd	Single-Family	35.41107, -80.80028	Potable Use	Not Connected	No	>1500	Down
13901_SIMS	N/A	Fehr	Both	N/A	13901 Sims Rd	Single-Family	35.41242, -80.80050	Potable Use	Not Connected	No	>1500	Down
13920_SIMS	N/A	Weaver	Both	N/A	13920 Sims Rd	Single-Family	35.41210, -80.79931	Potable Use	Not Connected	No	>1500	Down
14024_SIMS	N/A	Woods	Both	N/A	14024 Sims Rd	Single-Family	35.41271, -80.79929	Potable Use	Not Connected	No	>1500	Down
North Prong, Clark Creek	Creek	Mecklenburg County	N/A	N/A	N/A	N/A	35.42002, -80.79769	Creek	N/A	No	>1500	Down
South Prong, Clark Creek	Creek	Brown	N/A	N/A	N/A	N/A	35.40596, -80.80154	Creek	N/A	No	>1500	Down
Seep (Brown Field)	Seep	Brown	N/A	N/A	N/A	N/A	35.41174, -80.80334	Seep	N/A	No	>1500	Down
Recharge for Deep Aquifers	N/A	N/A	N/A	N/A	N/A	N/A	35.41263, -80.80557	Recharge Zone	N/A	No	<1500	Up

Notes:

N/A = Data not available

CPC = Colonial Pipeline Company

Exisiting = A connection existed prior to release associated with Incident Number 95827

* = Two wells were located on this property. The potable well is still in use; a disused well was abandoned.

-- = No well exists on this property

Table 9
Summary of System One Operating Data

Colonial Pipeline Company
2020-L1-SR2448
Huntersville, North Carolina

Date	Time	Initials	Inlet Temperature (Deg. F)	Outlet Temperature (Deg. F)	Signal (V)	Flame Ox VFD Speed (%)	Blower VFD Speed (%)	Vacuum (Inches of H_2O)
12/15/2020	System operational							
To								
12/23/2020								
12/24/2020	System offline for monthly gauging							
12/25/2020								
12/26/2020								
12/27/2020	System operational							
12/28/2020	System offline for system modification (piping modifications)							
12/29/2020								
12/30/2020								
12/31/2020	System operational							
To								
1/19/2021								
1/20/2021	System offline for system modification							
1/21/2021	System operational							
To								
1/28/2021								
1/29/2021	System offline for system modification							
1/30/2021								
1/31/2021	System offline for monthly gauging							
2/1/2021								
2/2/2021								
2/3/2021	System operational							
To								
2/8/2021								

Table 9
Summary of System One Operating Data

Colonial Pipeline Company
2020-L1-SR2448
Huntersville, North Carolina

Date	Time	Initials	Inlet Temperature (Deg. F)	Outlet Temperature (Deg. F)	Signal (V)	Flame Ox VFD Speed (%)	Blower VFD Speed (%)	Vacuum (Inches of H_2O)
2/9/2021	System offline for component replacement (replace ThermOx with FlameOx)							
To								
3/20/2021								
3/21/2021	System offline for maintenance							
3/22/2021								
3/23/2021								
3/24/2021	System operational							
To								
3/30/2021								
3/31/2021	System offline for monthly gauging							
4/1/2021								
4/2/2021								
4/3/2021	System operational							
To								
4/12/2021								
4/13/2021	System offline for component replacement (replace blower)							
4/14/2021								
4/15/2021	System offline for maintenance							
4/16/2021	System operational							
To								
4/27/2021								
4/28/2021	System offline for monthly gauging							
4/29/2021								
4/30/2021								
5/1/2021	System operational							
To								
5/11/2021								

Table 9
Summary of System One Operating Data

Colonial Pipeline Company
2020-L1-SR2448
Huntersville, North Carolina

Date	Time	Initials	Inlet Temperature (Deg. F)	Outlet Temperature (Deg. F)	Signal (V)	Flame Ox VFD Speed (%)	Blower VFD Speed (%)	Vacuum (Inches of H_2O)
5/12/2021	System offline for pump optimization							
5/13/2021								
5/14/2021	System operational							
To								
5/16/2021								
5/17/2021	System offline for monthly gauging							
5/18/2021								
5/19/2021	System operational							
To								
5/24/2021								
5/25/2021	System offline for monthly gauging							
5/26/2021								
5/27/2021								
5/28/2021	System operational							
To								
5/30/2021								
5/31/2021	System offline for monthly gauging							
6/1/2021								
6/2/2021	System operational							
To								
6/7/2021								
6/8/2021	System offline for pump optimization							
6/9/2021								
6/10/2021	System operational							
To								
6/14/2021								
6/15/2021	System offline 18 hours for pump optimization							

Table 9
Summary of System One Operating Data

Colonial Pipeline Company
2020-L1-SR2448
Huntersville, North Carolina

Date	Time	Initials	Inlet Temperature (Deg. F)	Outlet Temperature (Deg. F)	Signal (V)	Flame Ox VFD Speed (%)	Blower VFD Speed (%)	Vacuum (Inches of H_2O)
6/15/2021	6:55	JPS	1653	1574	-	NM	45.7	25
6/15/2021	15:20	JPS	1397	1333	-	NM	45.7	25
6/15/2021	17:29	JPS	1738	1648	-	NM	45.7	35
6/16/2021	6:52	JPS	1751	1657	-	NM	45.7	35
6/16/2021	15:55	JPS	1752	1655	-	NM	45.7	35
6/17/2021	6:45	JPS	1751	1654	-	NM	45.7	35
6/17/2021	13:41	JPS	1753	1656	-	NM	47.7	35
6/17/2021	17:10	JPS	1770	1668	-	NM	47.7	35
6/18/2021	9:02	JPS	1750	1617	-	NM	47.7	35
6/18/2021	11:25	MT	1754	1656	-	NM	45.7	35
6/18/2021	15:25	MT	1751	1659	-	NM	45.7	35
6/19/2021	7:25	MT	1760	1657	-	NM	45.7	35
6/19/2021	12:39	MT	1742	1652	-	NM	45.7	35
6/19/2021	15:35	MT	1745	1651	-	NM	45.7	35
6/20/2021	9:25	KZ	1752	1655	-	NM	45.7	35
6/20/2021	15:48	KZ	1766	1664	-	NM	45.7	35
6/21/2021	8:40	BC	1751	1652	-	NM	NM	35
6/21/2021	16:42	BC	1739	1651	-	NM	45.7	35
6/22/2021	7:30	BC	1756	1654	-	NM	45.7	35
6/22/2021	17:35	BC	1749	1650	-	NM	45.7	35
6/23/2021	7:36	BC	1685	1652	-	NM	45.7	35
6/23/2021	16:27	BC	1756	1656	-	NM	45.7	35
6/24/2021	8:34	BC	1756	1652	-	NM	45.7	35
6/24/2021	14:22	BC	1756	1657	-	NM	45.7	35
6/24/2021	16:45	BC	1757	1652	-	NM	45.7	35

Table 9
Summary of System One Operating Data

Colonial Pipeline Company
2020-L1-SR2448
Huntersville, North Carolina

Date	Time	Initials	Inlet Temperature (Deg. F)	Outlet Temperature (Deg. F)	Signal (V)	Flame Ox VFD Speed (%)	Blower VFD Speed (%)	Vacuum (Inches of H_2O)
6/25/2021	9:30	BC	1733	1643	-	NM	45.7	35
6/25/2021	12:54	BC	1754	1653	-	NM	45.7	35
6/25/2021	15:50	BC	1755	1653	-	NM	45.7	35
6/25/2021	16:54	BC	1760	1656	-	NM	45.7	35
6/26/2021	8:01	BC	1757	1656	-	NM	45.7	35
6/26/2021	13:12	BC	1751	1651	-	NM	45.7	35
6/26/2021	16:27	BC	1759	1654	-	NM	45.7	35
6/27/2021	10:47	BC	1752	1653	-	NM	45.7	34
6/27/2021	16:00	BC	1737	1644	-	NM	45.7	34
6/28/2021	9:21	BC	1754	1650	-	NM	45.7	35
6/28/2021	16:00	BC	1412	1356	-	NM	45.7	35
6/28/2021	17:35	BC	1409	1380	-	NM	45.7	35
6/29/2021	11:16	BC	1441	1399	-	NM	45.7	35
6/29/2021	16:15	BC	1388	1285	-	NM	45.7	35
6/30/2021	8:52	BC	1523	1475	-	NM	45.7	35
7/3/2021	15:05	MT	1563	1510	-	NM	45.7	30
7/4/2021	8:50	KZ	1707	1615	-	NM	45.7	34
7/4/2021	15:40	KZ	1654	1566	-	NM	45.7	34
7/5/2021	8:25	KZ	1622	1543	-	NM	45.7	33
7/6/2021	11:05	JDS	1586	1524	-	40.0	82.2	34
7/6/2021	13:01	JDS	1646	1565	-	40.0	81.4	34
7/6/2021	16:00	JDS	1757	1651	-	70.1	81.0	34
7/7/2021	6:17	JPS	1748	16565	-	60.1	81.0	30
7/7/2021	8:43	JDS	1749	1653	-	57.1	82.6	30
7/7/2021	13:39	JDS	1757	1652	-	70.7	81.1	30

Table 9
Summary of System One Operating Data

Colonial Pipeline Company
2020-L1-SR2448
Huntersville, North Carolina

Date	Time	Initials	Inlet Temperature (Deg. F)	Outlet Temperature (Deg. F)	Signal (V)	Flame Ox VFD Speed (%)	Blower VFD Speed (%)	Vacuum (Inches of H_2O)
7/8/2021	6:53	BC	1760	1656	-	59.8	82.2	30
7/8/2021	8:05	JDS	1753	1654	-	61.8	82.3	30
7/8/2021	11:52	JDS	1746	1650	-	56.6	82.3	30
7/8/2021	16:13	JDS	1749	1649	-	57.0	81.1	30
7/9/2021	8:10	BC	1755	1650	-	61.4	82.6	30
7/9/2021	11:58	JDS	1761	1654	-	71.5	81.2	30
7/9/2021	15:47	JDS	1752	1650	-	63.9	82.4	31
7/10/2021	System offline 4.5 hours for O&M							
7/10/2021	12:48	BC	1771	1670	-	59.4	80.8	30
7/10/2021	14:56	BC	1746	1654	-	55.8	80.9	30
7/10/2021	16:01	JDS	1742	1645	-	51.2	80.2	30
7/11/2021	6:48	BC	1749	1654	-	54.1	82.2	30
7/11/2021	15:30	MT	1757	1650	-	62.5	79.9	30
7/12/2021	8:48	JDS	1744	1650	-	52.7	82.5	30
7/12/2021	12:31	MT	1744	1652	-	59.6	81.4	30
7/12/2021	15:15	MT	1758	1662	-	53.2	81.0	30
7/12/2021	16:39	JDS	1744	1644	-	56.4	80.8	30
7/13/2021	9:12	BC	1750	1655	-	61.2	81.0	30
7/13/2021	15:57	JDS	1401	1336	-	40.0	76.8	0
7/13/2021	16:02	BC	1403	1342	-	40.0	76.8	0
7/14/2021	9:14	BC	1404	1338	-	40.0	78.7	0
7/14/2021	13:36	BC	1400	1339	-	40.0	78.7	0
7/14/2021	17:13	BC	1407	1341	-	40.0	78.7	0
7/15/2021	10:55	BC	1693	1613	-	40.0	80.8	18
7/15/2021	16:35	BC	1713	1620	-	70.4	79.5	18
7/16/2021	7:52	BC	1624	1554	-	40.0	81.8	25
7/16/2021	10:48	BC	1754	1664	-	60.1	83.3	40
7/16/2021	16:50	BC	1749	1652	-	75.8	82.8	25

Table 9
Summary of System One Operating Data

Colonial Pipeline Company
2020-L1-SR2448
Huntersville, North Carolina

Date	Time	Initials	Inlet Temperature (Deg. F)	Outlet Temperature (Deg. F)	Signal (V)	Flame Ox VFD Speed (%)	Blower VFD Speed (%)	Vacuum (Inches of H_2O)
7/17/2021	10:58	KZ	1756	1660	-	56.3	81.6	25
7/17/2021	15:20	KZ	1754	1652	-	67.9	80.3	25
7/18/2021	9:35	KZ	1741	1649	-	47.9	82.3	25
7/18/2021	13:35	KZ	1748	1653	-	53.2	81.8	25
7/18/2021	16:45	KZ	1747	1652	-	60.3	80.9	25
7/19/2021	7:31	BC	1748	1656	-	55.4	81.0	25
7/19/2021	11:16	BC	1768	1677	-	84.4	81.1	25
7/20/2021	8:15	JDS	1761	1657	-	64.2	83.2	25
7/20/2021	12:31	JDS	1739	1651	-	83.3	83.0	30
7/20/2021	16:48	JDS	1759	1656	-	70.0	83.0	31
7/20/2021	System offline for O&M							
7/21/2021	10:52	JDS	1761	1656	-	71.2	83.5	30
7/21/2021	10:58	BC	1757	1656	-	70.0	83.2	35
7/21/2021	14:04	BC	1743	1652	-	80.4	82.2	30
7/21/2021	16:34	BC	1742	1651	-	54.2	82.1	30
7/22/2021	8:29	JDS	1748	1651	-	72.0	85.0	30
7/22/2021	12:19	BC	1773	1668	-	68.8	84.0	30
7/22/2021	16:46	BC	1759	1660	-	70.8	83.1	30
7/23/2021	7:43	BC	1746	1652	-	61.1	85.4	30
7/23/2021	11:44	JDS	1754	1657	-	59.6	84.1	29
7/23/2021	17:13	JDS	1759	1655	-	65.1	83.3	30
7/24/2021	7:48	JDS	1750	1655	-	62.9	85.1	32
7/24/2021	13:03	JDS	1745	1655	-	84.0	83.9	33
7/24/2021	16:02	CDR	1750	1655	-	82.6	84.9	30

Table 9
Summary of System One Operating Data

Colonial Pipeline Company
2020-L1-SR2448
Huntersville, North Carolina

Date	Time	Initials	Inlet Temperature (Deg. F)	Outlet Temperature (Deg. F)	Signal (V)	Flame Ox VFD Speed (%)	Blower VFD Speed (%)	Vacuum (Inches of H_2O)
7/25/2021	8:08	CDR	1749	1654	-	47.3	84.9	30
7/25/2021	13:15	KZ	1696	1608	-	40.0	83.7	30
7/25/2021	15:45	-	1701	1613	-	40.0	83.3	30
7/26/2021	7:59	BC	0:00	1656	-	75.8	83.2	30
7/26/2021	11:36	JDS	1392	1327	-	40.0	80.6	0
7/26/2021	16:22	JDS	1402	1338	-	40.0	80.2	0
7/27/2021	6:53	JDS	1401	1338	-	40.0	81.8	0
7/27/2021	12:10	JDS	1403	1342	-	40.0	80.9	0
7/27/2021	17:10	BC	1397	1334	-	40.0	80.8	0
7/28/2021	11:23	BC	1738	1647	-	76.5	83.7	30
7/28/2021	14:00	BC	1747	1655	-	58.8	82.6	30
7/28/2021	16:25	JDS	1748	1650	-	40.0	82.5	31
7/29/2021	8:05	BC	1582	1534	-	40.0	84.3	25
7/29/2021	11:42	JDS	1734	1638	-	40.0	83.4	29
7/29/2021	16:56	BC	1741	1647	-	40.0	83.7	29
7/30/2021	7:38	BC	1669	1587	-	40.0	83.0	26
7/30/2021	12:11	BC	1691	1603	-	40.0	83.9	28
7/30/2021	16:23	JDS	1748	1656	-	52.2	83.0	30
7/31/2021	7:40	JDS	1750	1653	-	51.2	85.6	30
7/31/2021	11:48	JDS	1727	1639	-	40.0	84.5	30
7/31/2021	15:55	CDR	1742	1645	-	40.0	83.5	30
8/1/2021	7:25	CDR	1748	1653	-	42.8	55.2	30
8/1/2021	13:20	KZ	1730	1633	-	40.0	83.2	30
8/1/2021	17:00	KZ	1729	1637	-	40.0	84.1	30
8/2/2021	7:44	JDS	1716	1629	-	40.0	86.5	30
8/2/2021	12:07	JDS	1745	1656	-	63.6	85.7	30
8/2/2021	17:08	JDS	1749	1651	-	64.4	85.0	30

Table 9
Summary of System One Operating Data

Colonial Pipeline Company
2020-L1-SR2448
Huntersville, North Carolina

Date	Time	Initials	Inlet Temperature (Deg. F)	Outlet Temperature (Deg. F)	Signal (V)	Flame Ox VFD Speed (%)	Blower VFD Speed (%)	Vacuum (Inches of H_2O)
8/3/2021	7:53	BC	1754	1656	5.0	63.7	87.7	30
8/3/2021	13:09	JDS	1746	1658	5.0	58.2	87.9	30
8/3/2021	16:52	JDS	1744	1650	5.0	47.7	86.1	30
8/4/2021	7:38	JDS	1751	1659	5.0	55.8	88.1	30
8/4/2021	12:29	JDS	1747	1656	5.0	46.8	82.1	30
8/4/2021	16:14	BC	1747	1554	5.0	57.2	86.5	30
8/5/2021	7:38	BC	1739	1646	5.0	52.7	88.2	30
8/5/2021	12:13	BC	1747	1654	5.0	68.6	86.9	30
8/5/2021	12:15	System offline for component replacement (pressure relief valve)						
8/5/2021	16:00	BC	1777	1694	5.0	96.9	61.7	30
8/5/2021	17:05	BC	1742	1651	5.0	77.0	60.1	25
8/6/2021	9:05	BC	1778	1688	5.0	88.1	63.3	30
8/6/2021	12:55	BC	1746	1657	5.0	95.4	61.8	30
8/6/2021	15:27	CDR	1741	1656	5.0	89.7	61.9	30
8/7/2021	7:36	JDS	1747	1646	5.0	89.1	63.9	30
8/7/2021	11:40	JDS	1743	1656	5.0	90.9	63.4	31
8/7/2021	15:35	CDR	1844	1747	5.0	100.0	62.9	35
8/8/2021	8:42	KZ	1790	1698	5.0	100.0	64.4	35
8/8/2021	12:36	CDR	1842	1741	5.0	100.0	63.3	35
8/8/2021	15:27	CDR	1833	1730	5.0	100.0	62.6	35
8/9/2021	6:45	MT	System offline for O&M					
8/12/2021	14:22	BC	1772	1679	5.0	74.1	66.7	30
8/12/2021	15:16	BC	1722	1624	5.0	82.4	65.9	25
8/12/2021	17:00	BC	1751	1657	5.0	66.1	65.5	25

Table 9
Summary of System One Operating Data

Colonial Pipeline Company
2020-L1-SR2448
Huntersville, North Carolina

Date	Time	Initials	Inlet Temperature (Deg. F)	Outlet Temperature (Deg. F)	Signal (V)	Flame Ox VFD Speed (%)	Blower VFD Speed (%)	Vacuum (Inches of H_2O)
8/13/2021	8:51	BC	1750	1656	5.0	72.5	67.3	25
8/13/2021	12:50	JDS	1741	1644	5.0	65.0	66.3	30
8/13/2021	16:32	JDS	1741	1654	5.0	95.2	62.3	30
8/14/2021	8:55	JPS	1749	1647	5.0	58.9	66.9	25
8/14/2021	12:16	CA	1745	1649	5.0	69.8	65.8	25
8/15/2021	7:32	KZ	1750	1656	5.0	69.4	67.8	25
8/15/2021	12:22	KZ	1764	1667	5.0	62.2	66.6	25
8/15/2021	15:53	KZ	1763	1669	5.0	77.6	66.3	25
8/16/2021	7:38	JOS	1749	1656	5.0	77.9	67.7	30
8/16/2021	11:53	JOS	1750	1657	5.0	70.3	67.1	30
8/16/2021	15:50	JOS	1741	1646	5.0	87.3	67.3	25
8/17/2021	7:34	JOS	1743	1651	5.0	80.3	68.1	25
8/17/2021	12:00	JOS	1575	1509	5.0	40.0	65.9	20
8/17/2021	17:11	JOS	1750	1653	5.0	73.9	66.4	25
8/18/2021	7:49	JOS	1746	1655	5.0	78.4	68.0	25
8/18/2021	11:27	JOS	1743	1650	5.0	81.1	67.4	25
8/18/2021	16:17	JOS	1738	1650	5.0	89.7	66.7	25
8/19/2021	7:55	BC	1740	1651	5.0	82.3	68.1	26
8/19/2021	13:01	JOS	1742	1653	5.0	89.8	66.6	25
8/19/2021	17:12	JOS	1741	1646	5.0	81.5	66.2	25
8/20/2021	8:34	JOS	1745	1653	5.0	69.7	68.1	25
8/20/2021	11:21	JOS	1749	1656	5.0	79.2	67.8	26
8/20/2021	System offline for O&M							
8/20/2021	16:42	JOS	1780	1700	5.0	40.0	65.3	22

Table 9
Summary of System One Operating Data

Colonial Pipeline Company
2020-L1-SR2448
Huntersville, North Carolina

Date	Time	Initials	Inlet Temperature (Deg. F)	Outlet Temperature (Deg. F)	Signal (V)	Flame Ox VFD Speed (%)	Blower VFD Speed (%)	Vacuum (Inches of H_2O)
8/21/2021	8:18	BC	1754	1655	5.0	45.6	68.0	22
8/21/2021	13:18	JOS	1754	1665	5.0	88.2	67.0	27
8/21/2021	15:27	JOS	1752	1658	5.0	76.2	66.6	27
8/22/2021	7:55	KZ	1736	1647	5.0	82.4	68.4	27
8/22/2021	12:55	KZ	1739	1652	5.0	92.4	66.9	27
8/22/2021	16:13	KZ	1735	1652	5.0	94.9	66.5	27
8/22/2021	17:05	KZ	1728	1632	5.0	79.2	65.9	25
8/23/2021	7:38	BC	1744	1654	5.0	85.0	67.9	25
8/23/2021	12:41	BC	1742	1651	5.0	71.5	66.2	25
8/23/2021	16:51	JDS	1748	1654	5.0	69.1	66.4	25
8/24/2021	7:26	BC	1796	1652	5.0	76.8	68.4	26
8/24/2021	12:25	JDS	1745	1652	5.0	79.9	67.4	26
8/24/2021	15:41	JDS	1743	1648	5.0	84.1	66.6	26
8/25/2021	7:33	BC	1736	1651	5.0	87.1	69.1	26
8/25/2021	12:17	BC	1556	1482	5.0	40.0	64.6	14
8/25/2021	16:09	BC	1399	1333	5.0	40.0	62.1	0
8/26/2021	7:45	BC	1408	1342	5.0	40.0	64.4	0
8/26/2021	15:30	System Restart						
8/26/2021	17:08	BC	1801	1711	5.0	64.3	67.8	26
8/26/2021	17:12	BC	1786	1679	5.0	42.1	67.8	20
8/27/2021	7:34	BC	1847	1747	5.0	55.8	70.1	28
8/27/2021	13:56	JDS	1836	1744	5.0	100.0	69.1	32
8/27/2021	16:23	JDS	1739	1640	5.0	61.8	67.5	22
8/28/2021	6:50	MT	1749	1655	5.0	65.9	68.6	20
8/28/2021	11:20	MT	1747	1653	5.0	63.1	67.7	23
8/28/2021	15:23	MT	1753	1657	5.0	59.9	68.9	23
8/29/2021	7:45	KZ	1744	1649	5.0	55.7	69.0	23
8/29/2021	12:28	KZ	1755	1659	5.0	65.4	67.2	23

Table 9
Summary of System One Operating Data

Colonial Pipeline Company
2020-L1-SR2448
Huntersville, North Carolina

Date	Time	Initials	Inlet Temperature (Deg. F)	Outlet Temperature (Deg. F)	Signal (V)	Flame Ox VFD Speed (%)	Blower VFD Speed (%)	Vacuum (Inches of H_2O)
8/29/2021	15:40	KZ	1743	1652	5.0	69.7	66.4	23
8/30/2021	7:45	JDS	1749	1656	5.0	66.0	69.8	23
8/30/2021	11:40	MT	1740	1654	5.0	87.5	68.4	28
8/30/2021	16:34	JDS	1748	1654	5.0	82.1	67.0	25
8/31/2021	8:31	JDS	1745	1652	5.0	72.3	69.3	25
8/31/2021	13:04	JDS	1753	1660	5.0	74.2	67.9	26
8/31/2021	15:24	System Offline (pump tie in)						
8/31/2021	16:47	JDS	1753	1670	5.0	40.0	66.9	24
9/1/2021	7:40	BC	1746	1650	5.0	68.5	68.3	24
9/1/2021	12:38	JDS	1754	1655	5.0	55.6	68.1	25
9/1/2021	15:56	JDS	1778	1672	5.0	68.1	67.4	25
9/2/2021	7:43	BC	1745	1650	5.0	48.5	69.8	24
9/2/2021	13:01	JDS	1754	1661	5.0	69.2	68.8	25
9/2/2021	15:56	JDS	1745	1651	5.0	69.2	69.6	30
9/3/2021	6:58	JDS	1758	1663	5.0	73.2	70.3	22
9/3/2021	10:32	System Offline (Generator Service)						
9/3/2021	11:36	JDS	1799	1714	5.0	40.0	69.6	25
9/4/2021	8:42	CA	1733	1643	5.0	62.1	70.2	24
9/4/2021	13:14	CA	1751	1658	5.0	71.8	68.7	24
9/4/2021	16:00	CA	1761	1663	5.0	65.8	68.4	24
9/5/2021	7:48	KZ	1738	1645	5.0	43.2	70.0	24
9/5/2021	12:25	KZ	1747	1656	5.0	71.6	68.5	25
9/5/2021	16:25	KZ	1742	1654	5.0	86.8	67.8	25
9/6/2021	7:55	KZ	1739	1656	5.0	90.6	69.7	25
9/6/2021	13:10	KZ	1744	1651	5.0	62.2	68.8	25
9/6/2021	15:24	KZ	1748	1655	5.0	68.7	68.4	24
9/7/2021	7:18	BC	1748	1657	5.0	68.0	70.5	24
9/7/2021	13:07	BC	1745	1656	5.0	70.6	68.5	24

Table 9
Summary of System One Operating Data

Colonial Pipeline Company
2020-L1-SR2448
Huntersville, North Carolina

Date	Time	Initials	Inlet Temperature (Deg. F)	Outlet Temperature (Deg. F)	Signal (V)	Flame Ox VFD Speed (%)	Blower VFD Speed (%)	Vacuum (Inches of H_2O)
9/7/2021	16:59	JDS	1747	1652	5.0	67.8	68.4	24
9/8/2021	7:00	JDS	1746	1652	5.0	74.0	69.7	25
9/8/2021	12:22	BC	1747	1651	5.0	58.1	68.9	24
9/8/2021	16:16	BC	1745	1654	5.0	76.4	68.4	24
9/9/2021	7:52	BC	1737	1645	5.0	73.2	69.5	25
9/9/2021	12:01	BC	1755	1661	5.0	74.8	69.2	25
9/9/2021	15:48	JDS	1739	1650	5.0	73.3	68.9	24
9/10/2021	11:00	System Offline (pump tie in)						
9/10/2021	12:48	BC	1765	1677	5.0	51.4	69.9	24
9/10/2021	16:44	BC	1744	1648	5.0	65.1	68.8	24
9/11/2021	7:31	JDS	1753	1660	5.0	58.6	71.4	24
9/11/2021	12:04	JDS	1749	1657	5.0	65.0	69.8	24
9/11/2021	16:04	JDS	1744	1650	5.0	66.7	69.4	24
9/12/2021	8:00	KZ	1743	1647	5.0	53.7	71.5	25
9/12/2021	12:00	KZ	1748	1653	5.0	54.4	69.9	25
9/12/2021	15:45	KZ	1747	1653	5.0	74.9	68.8	25
9/13/2021	7:38	BC	1742	1650	5.0	67.0	71.3	24
9/13/2021	13:35	BC	1751	1646	5.0	70.3	69.2	24
9/13/2021	15:57	JOS	1748	1653	5.0	87.9	68.7	24
9/14/2021	7:30	JOS	1743	1653	5.0	82.4	70.8	24
9/14/2021	System Offline for O&M							
9/14/2021	17:38	JOS	1755	1671	5.0	40.0	67.9	24
9/15/2021	System Offline SVE Blower Fault							
9/15/2021	8:44	BC	1557	1496	5.0	40.0	67.2	20
9/15/2021	12:25	BC	1392	1322	5.0	40.0	62.7	0
9/15/2021	15:49	JOS	1401	1344	5.0	40.0	62.7	1
9/15/2021	22:00	System Fault						
9/16/2021	7:30	System Start Up						

Table 9
Summary of System One Operating Data

Colonial Pipeline Company
2020-L1-SR2448
Huntersville, North Carolina

Date	Time	Initials	Inlet Temperature (Deg. F)	Outlet Temperature (Deg. F)	Signal (V)	Flame Ox VFD Speed (%)	Blower VFD Speed (%)	Vacuum (Inches of H_2O)
9/16/2021	11:10	System Offline for Generator Servicing						
9/16/2021	14:10	System Start Up						
9/16/2021	14:21	System Fault						
9/16/2021	17:30	System Start Up						
9/16/2021	17:50	BC	1692	1627	5.0	40.0	66.9	24
9/16/2021	18:44	System Fault						
9/17/2021	13:55	System Start Up						
9/17/2021	17:10	JDS	1687	1603	5.0	40.0	67.6	22
9/18/2021	6:55	JDS	1695	1597	5.0	40.0	39.3	24
9/18/2021	12:35	JDS	1777	1680	5.0	55.8	70.1	25
9/18/2021	16:07	JDS	1744	1654	5.0	51.0	69.2	26
9/19/2021	7:45	KZ	1746	1657	5.0	45.0	71.2	25
9/19/2021	12:59	KZ	1753	1656	5.0	48.0	69.8	25
9/19/2021	16:08	KZ	1745	1651	5.0	46.5	69.2	25
9/20/2021	7:57	BC	1748	1655	5.0	55.6	71.2	25
9/20/2021	12:47	JDS	1744	1654	5.0	48.8	70.5	26
9/20/2021	16:14	JDS	1746	1656	5.0	50.2	70.2	26
9/21/2021	8:20	BC	1744	1653	5.0	51.6	71.8	25
9/21/2021	12:53	JDS	1747	1655	5.0	51.4	71.6	26
9/21/2021	16:41	MT	1742	1654	5.0	51.5	71.7	26
9/22/2021	7:25	BC	1743	1659	5.0	48.3	71.1	26
9/22/2021	14:19	BC	1398	1338	5.0	40.0	66.1	4
9/22/2021	15:51	JDS	1405	1347	5.0	40.0	65.7	4
9/23/2021	7:31	BC	1402	1342	5.0	40.0	68.2	4
9/23/2021	13:05	BC	1402	1340	5.0	40.0	68.3	4
9/23/2021	14:00	Change Out Generator						
9/23/2021	16:50	JDS	1745	1652	5.0	56.0	70.7	25
9/24/2021	8:03	BC	1746	1653	5.0	45.8	73.1	25

Table 9
Summary of System One Operating Data

Colonial Pipeline Company
2020-L1-SR2448
Huntersville, North Carolina

Date	Time	Initials	Inlet Temperature (Deg. F)	Outlet Temperature (Deg. F)	Signal (V)	Flame Ox VFD Speed (%)	Blower VFD Speed (%)	Vacuum (Inches of H_2O)
9/24/2021	11:39	BC	1746	1651	5.0	54.4	72.8	28
9/24/2021	16:52	JSH	1744	1648	5.0	48.7	71.7	28
9/25/2021	8:45	JDS	177	1653	5.0	51.9	73.8	28
9/25/2021	11:54	JDS	1741	1653	5.0	58.1	72.5	28
9/25/2021	15:38	BC	1732	1651	5.0	64.1	71.7	28
9/26/2021	8:05	KZ	1734	1654	5.0	67.7	74.1	30
9/26/2021	12:20	KZ	1738	1655	5.0	61.0	72.2	30
9/26/2021	16:40	KZ	1732	1650	5.0	63.2	71.6	30
9/27/2021	8:16	BC	1735	1645	5.0	50.8	74.0	30
9/27/2021	12:50	BC	1746	1652	5.0	56.0	70.9	30
9/27/2021	16:15	BC	1739	1654	5.0	60.5	70.9	30
9/28/2021	8:05	BC	1739	1644	5.0	49.5	73.0	30
9/28/2021	13:59	BC	1750	1658	5.0	51.1	70.6	30
9/28/2021	16:48	BC	1745	1652	5.0	49.8	70.6	30
9/29/2021	7:32	JDS	1747	1654	5.0	51.7	73.1	29
9/29/2021	12:10	MT	1741	1654	5.0	57.7	71.5	28
9/29/2021	16:13	JDS	1745	1653	5.0	54.6	70.7	30
9/30/2021	7:34	JDS	1742	1653	5.0	55.4	73.6	30
9/30/2021	11:57	JDS	1731	1646	5.0	59.4	73.3	32
9/30/2021	15:58	JDS	1741	1653	5.0	66.8	72.6	34
10/1/2021	8:58	JDS	1739	1655	5.0	58.7	74.7	34
10/1/2021	17:03	BC	1736	1651	5.0	70.3	73.1	34
10/2/2021	7:25	MT	1727	1654	5.0	64.1	75.1	33
10/2/2021	11:09	MT	1739	1655	5.0	69.4	73.9	33
10/2/2021	15:19	MT	1742	1656	5.0	75.3	72.6	33
10/3/2021	7:42	JDS	1739	1653	5.0	67.4	74.6	33
10/3/2021	12:33	JDS	1738	1655	5.0	66.1	73.3	34
10/3/2021	15:22	JDS	1739	1649	5.0	81.9	73.1	35

Table 9
Summary of System One Operating Data

Colonial Pipeline Company
2020-L1-SR2448
Huntersville, North Carolina

Date	Time	Initials	Inlet Temperature (Deg. F)	Outlet Temperature (Deg. F)	Signal (V)	Flame Ox VFD Speed (%)	Blower VFD Speed (%)	Vacuum (Inches of H_2O)
10/3/2021	15:32	JDS	1466	1338	5.0	35.0	61.4	115
10/4/2021	8:00	JDS	1734	1649	5.0	78.5	74.6	38
10/4/2021	12:03	Jsh	1740	1654	5.0	69.8	74.2	38
10/4/2021	16:18	Jsh	1743	1656	5.0	76.8	73.9	38
10/5/2021	7:53	Jsh	1731	1647	5.0	74.0	75.5	38
10/5/2021	12:30	Jsh	1739	1657	5.0	65.0	74.4	38
10/5/2021	17:12	MT	1738	1648	5.0	71.6	73.9	35
10/6/2021	7:43	Jsh	1741	1658	5.0	76.1	75.4	38
10/6/2021	13:07	Jsh	1739	1654	5.0	79.2	74.5	38
10/6/2021	16:23	Jsh	1741	1653	5.0	76.1	74.0	36
10/7/2021	7:40	Jsh	1737	1655	5.0	69.0	75.0	37
10/7/2021	11:20	Jsh	1735	1653	5.0	68.1	75.1	37
10/7/2021	16:58	MT	1736	1653	5.0	70.3	73.5	34
10/8/2021	7:30	MT	1738	1653	5.0	5.0	75.8	75.2
10/8/2021	11:53	MT	1740	1655	5.0	72.1	73.1	34
10/8/2021	15:49	MT	1740	1656	5.0	72.4	71.3	35
10/9/2021	7:44	Jsh	1744	1654	5.0	54.4	73.2	28
10/9/2021	11:35	Jsh	1744	1656	5.0	66.9	74.9	32
10/9/2021	16:16	CDR	1738	1655	5.0	74.1	72.6	33
10/10/2021	8:21	KZ	1735	1651	5.0	63.8	75.4	34
10/10/2021	12:20	KZ	1737	1657	5.0	64.3	74.1	33
10/10/2021	15:12	KZ	1733	1649	5.0	67.3	73.4	34
10/11/2021	7:38	BC	1733	1651	5.0	64.4	75.1	34
10/11/2021	11:50	Power Failure						
10/11/2021	17:09	JDS	1740	1668	5.0	58.6	66.6	32
10/12/2021	8:07	JDS	1788	1714	5.0	40.0	69.8	32
10/12/2021	12:44	BC	1740	1657	5.0	64.1	68.0	32
10/12/2021	16:28	JDS	1736	1651	5.0	66.0	67.9	30

Table 9
Summary of System One Operating Data

Colonial Pipeline Company
2020-L1-SR2448
Huntersville, North Carolina

Date	Time	Initials	Inlet Temperature (Deg. F)	Outlet Temperature (Deg. F)	Signal (V)	Flame Ox VFD Speed (%)	Blower VFD Speed (%)	Vacuum (Inches of H_2O)
10/13/2021	7:53	BC	1738	1652	5.0	65.6	70.1	32
10/13/2021	11:48	BC	1738	1653	5.0	65.4	68.6	32
10/13/2021	13:17	JDS	1739	1652	5.0	68.7	68.1	32
10/14/2021	11:34	JDS	1757	1674	5.0	53.7	66.9	28
10/14/2021	16:58	BC	1750	1655	5.0	44.7	68.9	25
10/15/2021	7:50	BC	1752	1656	5.0	46.3	71.0	25
10/15/2021	13:13	Jsh	1747	1652	5.0	48.5	68.8	26
10/15/2021	16:51	BC	1752	1653	5.0	45.7	68.7	25
10/16/2021	7:53	BC	1751	1652	5.0	47.9	69.9	28
10/16/2021	12:24	BC	1736	1655	5.0	66.8	70.3	30
10/16/2021	15:44	BC	1741	1655	5.0	57.1	71.0	30
10/17/2021	9:06	KZ	1746	1657	5.0	54.0	73.7	30
10/17/2021	12:18	KZ	1742	1652	5.0	50.7	72.7	30
10/17/2021	16:10	KZ	1738	1648	5.0	53.5	71.9	31
10/18/2021	8:23	BC	1785	1709	5.0	51.8	76.6	34
10/18/2021	12:17	BC	1741	1655	5.0	76.8	73.3	36
10/18/2021	16:26	BC	1762	1676	5.0	83.6	73.0	38
10/19/2021	7:40	BC	1741	1657	5.0	78.7	75.1	36
10/19/2021	13:25	JDS	1742	1652	5.0	77.7	71.2	38
10/19/2021	15:27	Jsh	1743	1656	5.0	73.6	72.8	38
10/20/2021	11:38	JDS	1737	1654	5.0	66.7	74.0	38
10/20/2021	15:31	JDS	1746	1672	5.0	60.1	72.3	32
10/21/2021	7:48	JDS	1739	1655	5.0	74.2	75.3	38
10/21/2021	12:56	Jsh	1393	1395	5.0	40.0	67.1	18
10/21/2021	16:15	JDS	1738	1650	5.0	55.2	71.3	30
10/22/2021	8:38	JDS	1739	1657	5.0	62.5	73.2	32
10/22/2021	11:13	System Offline (propane tank relocation)						
10/22/2021	16:43	JDS	1735	1655	5.0	67.1	72.7	38

Table 9
Summary of System One Operating Data

Colonial Pipeline Company
2020-L1-SR2448
Huntersville, North Carolina

Date	Time	Initials	Inlet Temperature (Deg. F)	Outlet Temperature (Deg. F)	Signal (V)	Flame Ox VFD Speed (%)	Blower VFD Speed (%)	Vacuum (Inches of H_2O)
10/23/2021	8:14	MT	1736	1656	5.0	62.0	74.8	36
10/23/2021	11:40	MT	1738	1658	5.0	66.4	73.8	36
10/23/2021	15:24	MT	1736	1656	5.0	66.1	72.9	36
10/24/2021	8:04	KZ	1738	1657	5.0	64.1	75.2	36
10/24/2021	12:35	KZ	1734	1651	5.0	65.0	73.5	36
10/24/2021	15:41	KZ	1738	1652	5.0	66.3	72.8	36
10/25/2021	8:08	JDS	1752	1672	5.0	40.0	72.5	32
10/25/2021	12:50	Jsh	1744	1656	5.0	56.6	70.8	36
10/25/2021	16:37	JDS	1747	1652	5.0	52.1	70.6	32
10/26/2021	8:05	JDS	1741	1649	5.0	70.0	74.5	37
10/26/2021	13:31	Jsh	1395	1334	5.0	40.0	66.3	8
10/26/2021	16:09	JDS	1403	1345	5.0	40.0	66.3	4
10/27/2021	7:28	MT	1402	1345	5.0	40.0	68.3	4
10/27/2021	12:24	BC	1399	1338	5.0	40.0	67.2	4
10/27/2021	17:03	JDS	1400	1339	5.0	40.0	66.9	4
10/28/2021	7:26	BC	1532	1382	5.0	30.0	66.5	116
10/28/2021	12:01	JDS	1410	1340	5.0	40.0	68.7	6
10/28/2021	15:39	MT	1738	1656	5.0	65.7	62.3	37
10/29/2021	9:31	JSH	1733	1654	5.0	62.1	74.5	40
10/29/2021	15:45	Jsh	1743	1653	5.0	82.9	74.2	38
10/30/2021	7:54	BC	1727	1645	5.0	60.4	74.7	38
10/30/2021	12:33	BC	1796	1725	5.0	48.1	73.5	38
10/30/2021	15:50	BC	1744	1650	5.0	81.6	73.5	38
10/31/2021	7:55	KZ	1735	1651	5.0	54.7	74.5	38
10/31/2021	12:40	KZ	1737	1651	5.0	61.6	73.6	38
10/31/2021	16:02	KZ	1739	1653	5.0	61.3	73.3	38
10/31/2021	23:01	System Offline (oxidizer fault)						
11/1/2021	10:40	JDS	1759	1686	5.0	72.1	76.0	38

Table 9
Summary of System One Operating Data

Colonial Pipeline Company
2020-L1-SR2448
Huntersville, North Carolina

Date	Time	Initials	Inlet Temperature (Deg. F)	Outlet Temperature (Deg. F)	Signal (V)	Flame Ox VFD Speed (%)	Blower VFD Speed (%)	Vacuum (Inches of H_2O)
11/1/2021	15:31	MT	1738	1653	5.0	54.7	71.3	37
11/1/2021	16:05	JDS	1740	1656	5.0	55.4	71.2	36
11/2/2021	7:40	BC	1737	1651	5.0	58.7	72.9	36
11/2/2021	8:33	System Offline (blower maintenance)						
11/3/2021	16:04	JDS	1739	1655	5.0	55.9	71.8	34
11/4/2021	7:40	JDS	1738	1654	5.0	60.1	73.0	37
11/4/2021	12:52	JDS	1738	1656	5.0	65.1	74.1	39
11/4/2021	16:08	JDS	1738	1655	5.0	67.9	74.1	40
11/5/2021	7:36	JDS	1734	1655	5.0	63.4	79.5	42
11/5/2021	12:42	Jsh	1736	1654	5.0	68.7	78.2	42
11/6/2021	7:40	Jsh	1738	1654	5.0	56.3	79.1	42
11/6/2021	12:20	Jsh	1738	1653	5.0	67.2	78.1	42
11/6/2021	15:15	Jsh	1736	1656	5.0	68.4	77.9	42
11/7/2021	8:26	KZ	1738	1656	5.0	64.0	78.4	45
11/7/2021	13:00	KZ	1742	1655	5.0	73.9	77.5	46
11/7/2021	15:35	KZ	1740	1653	5.0	74.2	77.5	45
11/8/2021	7:42	Jsh	1736	1655	5.0	60.2	79.6	41
11/8/2021	12:32	Jsh	1727	1646	5.0	63.6	77.6	42
11/8/2021	15:51	Jsh	1735	7651	5.0	74.3	78.2	41
11/9/2021	7:37	Jsh	1737	1655	5.0	72.5	80.5	42
11/9/2021	11:33	JDS	1743	1655	5.0	54.2	78.3	52
11/9/2021	16:09	JDS	1729	1665	5.0	62.1	80.3	45
11/10/2021	7:56	Jsh	1744	1657	5.0	54.6	82.7	43
11/10/2021	11:54	JDS	1735	1653	5.0	59.1	80.9	44
11/10/2021	15:25	JDS	1740	1652	5.0	73.4	75.0	42
11/11/2021	7:58	Jsh	1733	1654	5.0	65.5	77.3	41
11/11/2021	12:22	Jsh	1729	1647	5.0	67.7	77.7	42
11/11/2021	15:50	JDS	1739	1655	5.0	72.4	78.9	42

Table 9
Summary of System One Operating Data

Colonial Pipeline Company
2020-L1-SR2448
Huntersville, North Carolina

Date	Time	Initials	Inlet Temperature (Deg. F)	Outlet Temperature (Deg. F)	Signal (V)	Flame Ox VFD Speed (%)	Blower VFD Speed (%)	Vacuum (Inches of H_2O)
11/12/2021	7:38	Jsh	1735	1652	5.0	71.3	82.9	42
11/12/2021	11:13	Jsh	1712	1633	5.0	60.9	79.7	43
11/12/2021	12:30	System Offline (pump installation)						
11/13/2021	8:54	JDS	1764	1676	5.0	80.4	81.7	44
11/13/2021	13:02	JDS	1737	1653	5.0	70.3	80.4	42
11/13/2021	16:12	JDS	1740	1651	5.0	83.1	80.1	42
11/14/2021	8:45	KZ	1748	1656	5.0	84.3	80.2	46
11/14/2021	12:52	KZ	1741	1654	5.0	77.6	77.8	47
11/14/2021	16:05	KZ	1742	1653	5.0	78.3	78.2	46
11/15/2021	7:37	JDS	1740	1653	5.0	83.1	81.1	44
11/15/2021	12:16	Jsh	1744	1655	5.0	83.8	80.0	43
11/15/2021	16:07	JDS	1744	1653	5.0	87.1	80.1	43
11/16/2021	7:44	JDS	1743	1656	5.0	80.6	80.2	44
11/16/2021	15:32	JDS	1743	1653	5.0	85.3	78.9	43
11/17/2021	8:03	JDS	1737	1651	5.0	83.3	80.1	44
11/17/2021	11:28	JDS	1750	1659	5.0	90.5	79.3	44
11/17/2021	15:43	JDS	1749	1654	5.0	91.1	79.1	43
11/18/2021	8:07	JDS	1746	1654	5.0	80.7	75.3	42
11/18/2021	12:53	JDS	1745	1652	5.0	88.7	73.5	42
11/18/2021	16:12	MT	1746	1653	5.0	88.4	73.9	40
11/19/2021	8:25	JDS	1748	1652	5.0	42.7	75.1	38
11/19/2021	8:30	System Offline (Generator Service)						
11/19/2021	16:09	JDS	1728	1654	5.0	65.4	76.4	50
11/20/2021	10:00	CSM	1738	1653	5.0	79.4	80.5	39
11/20/2021	12:37	CSM	1739	1655	5.0	80.7	79.4	39
11/20/2021	16:05	CSM	1739	1653	5.0	81.8	79.3	39
11/21/2021	8:40	KZ	1740	1658	5.0	75.9	81.0	46
11/21/2021	12:12	KZ	1742	1656	5.0	82.4	79.2	45

Table 9
Summary of System One Operating Data

Colonial Pipeline Company
2020-L1-SR2448
Huntersville, North Carolina

Date	Time	Initials	Inlet Temperature (Deg. F)	Outlet Temperature (Deg. F)	Signal (V)	Flame Ox VFD Speed (%)	Blower VFD Speed (%)	Vacuum (Inches of H_2O)
11/21/2021	15:50	KZ	1743	1656	5.0	80.9	78.8	45
11/22/2021	7:30	VH	1743	1654	5.0	87.0	79.2	42
11/22/2021	13:12	JDS	1744	1655	5.0	81.6	78.2	42
11/22/2021	16:08	MT	1746	1656	5.0	88.1	78.5	42
11/23/2021	7:35	BC	1735	1650	5.0	79.3	81.0	42
11/23/2021	11:57	JDS	1740	1655	5.0	72.5	79.1	42
11/23/2021	15:46	JDS	1738	1654	5.0	75.3	79.9	42
11/24/2021	7:48	Jsh	1740	1657	5.0	64.0	84.7	62
11/24/2021	11:31	JDS	1737	1653	5.0	82.8	80.7	43
11/24/2021	15:40	JDS	1742	1656	5.0	82.1	80.5	40
11/25/2021	7:34	JDS	1733	1649	5.0	74.8	82.3	42
11/25/2021	12:33	JDS	1745	1652	5.0	93.5	80.4	42
11/25/2021	15:51	JDS	1743	1654	5.0	77.9	77.5	44
11/26/2021	7:48	JDS	1745	1657	5.0	79.6	78.3	42
11/26/2021	11:17	JDS	1745	1656	5.0	81.6	77.5	44
11/26/2021	15:36	JDS	1742	1655	5.0	83.1	78.0	45
11/27/2021	7:49	JDS	1735	1652	5.0	72.8	80.4	46
11/27/2021	12:14	JDS	1745	1652	5.0	85.1	78.4	46
11/27/2021	15:19	JDS	1742	1653	5.0	84.6	78.4	47
11/28/2021	8:10	KZ	1742	1655	5.0	74.8	80.2	50
11/28/2021	12:10	KZ	1745	1656	5.0	79.5	78.0	50
11/28/2021	16:10	KZ	1744	1657	5.0	77.9	78.3	50
11/29/2021	7:37	BC	1739	1652	5.0	76.4	80.1	48
11/29/2021	14:55	MT	1407	1374	5.0	40.0	64.3	11
11/29/2021	16:14	BC	1403	1347	5.0	40.0	63.5	10
11/30/2021	7:21	BC	1399	1341	5.0	40.0	65.6	10
11/30/2021	14:21	BC	1404	1342	5.0	40.0	63.0	10
11/30/2021	17:13	BC	1786	1693	5.0	47.2	72.1	60

Table 9
Summary of System One Operating Data

Colonial Pipeline Company
2020-L1-SR2448
Huntersville, North Carolina

Date	Time	Initials	Inlet Temperature (Deg. F)	Outlet Temperature (Deg. F)	Signal (V)	Flame Ox VFD Speed (%)	Blower VFD Speed (%)	Vacuum (Inches of H_2O)
12/1/2021	8:34	Jsh	1757	1654	5.0	47.4	76.2	66
12/1/2021	12:56	JDS	1742	1655	5.0	67.4	70.6	41
12/1/2021	16:02	JDS	1749	1655	5.0	89.4	79.0	49
12/2/2021	7:59	JDS	1736	1653	5.0	72.5	79.2	48
12/2/2021	11:17	JDS	1736	1648	5.0	74.8	78.8	48
12/2/2021	16:06	JDS	1742	1653	5.0	75.8	78.4	48
12/3/2021	8:25	JDS	1736	1649	5.0	74.3	78.2	48
12/3/2021	13:04	JDS	1742	1653	5.0	76.2	75.0	47
12/3/2021	15:09	JDS	1742	1661	5.0	70.7	82.1	34
12/4/2021	7:38	JDS	1731	1655	5.0	70.8	85.3	34
12/4/2021	12:04	JDS	1741	1658	5.0	80.1	83.7	38
12/4/2021	15:33	JDS	1743	1652	5.0	89.9	80.9	42
12/5/2021	7:45	KZ	1741	1655	5.0	82.2	82.4	44
12/5/2021	12:35	KZ	1743	1658	5.0	84.0	81.1	44
12/5/2021	15:58	KZ	1739	1652	5.0	78.1	81.1	44
12/6/2021	8:07	JDS	1737	1651	5.0	75.0	81.4	43
12/6/2021	12:03	JDS	1748	1656	5.0	92.6	80.7	44
12/6/2021	16:06	KZ	1744	1652	5.0	92.9	80.5	46
12/7/2021	8:21	Jsh	1741	1658	5.0	78.1	82.8	41
12/7/2021	12:52	JDS	1739	1654	5.0	76.1	81.5	42
12/7/2021	15:55	JDS	1739	1652	5.0	82.1	79.4	44
12/8/2021	8:14	JDS	1745	1653	5.0	83.6	80.0	45
12/8/2021	12:08	JDS	1778	1694	5.0	44.0	78.4	42
12/8/2021	16:18	JDS	1734	1650	5.0	55.2	77.9	42
12/9/2021	7:18	BC	1431	1319	5.0	30.0	71.8	125
12/9/2021	7:30	BC	1730	1648	5.0	67.3	81.6	42
12/9/2021	12:58	JDS	1739	1656	5.0	64.9	79.7	44
12/9/2021	15:58	JDS	1733	1650	5.0	66.8	80.1	45

Table 9
Summary of System One Operating Data

Colonial Pipeline Company
2020-L1-SR2448
Huntersville, North Carolina

Date	Time	Initials	Inlet Temperature (Deg. F)	Outlet Temperature (Deg. F)	Signal (V)	Flame Ox VFD Speed (%)	Blower VFD Speed (%)	Vacuum (Inches of H_2O)
12/10/2021	7:30	BC	1737	1653	5.0	75.4	81.7	44
12/10/2021	13:18	JDS	1743	1657	5.0	71.6	81.0	45
12/10/2021	16:50	BC	1734	1651	5.0	69.9	81.3	45
12/11/2021	7:26	MT	1736	1651	5.0	74.3	80.2	46
12/11/2021	11:45	MT	1744	1656	5.0	78.4	81.7	45
12/11/2021	15:17	MT	1740	1654	5.0	82.7	79.2	44
12/12/2021	8:07	KZ	1743	1658	5.0	73.5	82.2	48
12/12/2021	12:40	KZ	1731	1649	5.0	67.6	81.0	48
12/12/2021	15:45	KZ	1740	1656	5.0	75.6	81.5	47
12/13/2021	7:30	BC	1738	1654	5.0	72.7	83.8	44
12/13/2021	11:49	JDS	1739	1654	5.0	81.0	81.5	42
12/13/2021	16:39	JDS	1,741	1,653	5.0	78.8	83.6	44
12/14/2021	7:25	BC	1,735	1,650	5.0	74.6	85.4	44
12/14/2021	12:21	BC	1,739	1,652	5.0	85.1	83.2	44
12/14/2021	15:40	CSM	1,742	1,652	5.0	79.2	83.4	44
12/15/2021	7:21	BC	1,731	1,650	5.0	73.1	85.7	42
12/15/2021	12:40	JDS	1,740	1,653	5.0	75.1	83.6	44
12/15/2021	15:40	BC	1,741	1,656	5.0	75.1	83.5	44
12/15/2021	6:30	System Offline (Restert at 07:00)						
12/16/2021	7:28	MT	1,696	1,618	5.0	40	82.7	30
12/16/2021	13:26	BC	1,733	1,652	5.0	61.4	79.8	36
12/16/2021	15:45	JDS	1,743	1,651	5.0	57.8	80.6	40
12/17/2021	7:30	BC	1,730	1,646	5.0	69.1	82.1	40
12/17/2021	12:11	JDS	1,727	1,646	5.0	66.7	81	42
12/17/2021	15:57	JDS	1,741	1,652	5.0	57.1	80	39
12/18/2021	7:28	JDS	1,735	1,655	5.0	69.1	82.1	42
12/18/2021	11:52	JDS	1,743	1,656	5.0	80	81.7	44
12/18/2021	15:12	JDS	1,739	1,653	5.0	70.9	81.8	48

Table 9
Summary of System One Operating Data

Colonial Pipeline Company
2020-L1-SR2448
Huntersville, North Carolina

Date	Time	Initials	Inlet Temperature (Deg. F)	Outlet Temperature (Deg. F)	Signal (V)	Flame Ox VFD Speed (%)	Blower VFD Speed (%)	Vacuum (Inches of H_2O)
12/19/2021	8:20	Kz	1,737	1,652	5.0	71.1	82.3	50
12/19/2021	13:45	Kz	1,738	1,658	5.0	71.5	82.6	50
12/19/2021	16:18	Kz	1,734	1,652	5.0	63.9	82.8	51
12/20/2021	7:22	JDS	1,738	1,655	5.0	71.9	85.6	50
12/20/2021	13:11	JDS	1,738	1,652	5.0	75.3	83.2	48
12/20/2021	15:50	JDS	1,741	1,655	5.0	68.7	83.4	48
12/21/2021	7:25	BC	1,736	1,653	5.0	72.6	84.8	48
12/21/2021	11:37	BC	1,738	1,653	5.0	74.6	83.5	48
12/21/2021	17:14	JDS	1,755	1,682	5.0	68.8	82.1	42
12/22/2021	7:20	BC	1,731	1,650	5.0	72.2	83.2	44
12/22/2021	11:20	JDS	1,731	1,649	5.0	68.1	82.3	48
12/22/2021	16:09	JDS	1,735	1,654	5.0	69	82.1	46
12/23/2021	7:22	MT	1,743	1,655	5.0	53	82.6	61
12/23/2021	12:34	BC	1,727	1,645	5.0	65.7	82.7	46
12/23/2021	12:54	BC	1,441	1,313	5.0	23	80.3	140
12/23/2021	15:49	JDS	1,752	1,659	5.0	100	83.2	46
12/24/2021	8:02	Vjh	1,738	1,653	5.0	74.1	80	40
12/24/2021	13:05	VJH	1,737	1,651	5.0	81.6	78.3	40
12/24/2021	14:35	VJH	1,740	1,638	5.0	79.1	78.2	39
12/25/2021	8:19	VJH	1,738	1,656	5.0	72	78.4	40
12/25/2021	12:26	VJH	1,741	1,655	5.0	76.2	76.8	43
12/25/2021	14:40	VJH	1,740	1,654	5.0	75.8	76.7	39
12/26/2021	7:25	Jsh	1,737	1,653	5.0	69.5	78.3	40
12/26/2021	11:00	Jsh	1,748	1,655	5.0	77.1	77.5	38
12/26/2021	14:40	Jsh	1,741	1,655	5.0	90.5	76.6	37
12/27/2021	7:50	JDS	1,730	1,652	5.0	62.1	78.6	36
12/27/2021	11:55	JDS	1,408	1,349	5.0	40	72.5	15
12/27/2021	15:23	MT	1,401	1,341	5.0	40	72.2	19

Table 9
Summary of System One Operating Data

Colonial Pipeline Company
2020-L1-SR2448
Huntersville, North Carolina

Date	Time	Initials	Inlet Temperature (Deg. F)	Outlet Temperature (Deg. F)	Signal (V)	Flame Ox VFD Speed (%)	Blower VFD Speed (%)	Vacuum (Inches of H_2O)
12/28/2021	7:19	JDS	1,402	1,335	5.0	40	73	15
12/28/2021	12:38	VJH	1,396	1,337	5.0	40	72.4	18
12/28/2021	16:02	JDS	1,801	1,700	5.0	100	78.8	38
12/29/2021	7:27	JDS	1,749	1,656	5.0	57.3	76.1	30
12/29/2021	11:51	JDS	1,758	1,667	5.0	86.4	81.1	40
12/29/2021	15:36	JDS	1,752	1,661	5.0	82.9	81.4	40
12/30/2021	7:54	JDS	1,743	1,660	5.0	71	81.9	38
12/30/2021	12:57	CSM	1,770	1,677	5.0	100	81.8	40
12/30/2021	15:45	JDS	1,754	1,688	5.0	58.8	77.9	28
12/31/2021	7:14	Jsh	1,745	1,652	5.0	56.8	80.2	32
12/31/2021	8:42	Jsh	1,473	1,343	5.0	23	80.4	140
12/31/2021	11:35	Jsh	1,736	1,653	5.0	60.9	80.6	35
12/31/2021	15:09	Jsh	1,734	1,652	5.0	72	80	37
1/1/2022	8:34	Jsh	1,741	1,656	5.0	76.4	79.9	38
1/1/2022	11:43	Jsh	1,737	1,652	5.0	74.2	78.9	37
1/1/2022	14:20	Jsh	1,737	1,654	5.0	73.2	78.5	36
1/2/2022	8:40	KZ	1,750	1,660	5.0	86.1	80.5	40
1/2/2022	12:15	KZ	1,743	1,661	5.0	80.6	80	39
1/2/2022	16:10	KZ	1,737	1,656	5.0	74.9	80.4	39
1/3/2022	7:22	JDS	1,733	1,652	5.0	76.3	81.3	38
1/3/2022	7:26	VJH	1,680	1,510	5.0	23	81	140
1/3/2022	11:14	JDS	1,758	1,675	5.0	84.4	83.1	43
1/3/2022	16:16	JDS	1,747	1,661	5.0	81.3	82.9	42
1/4/2022	7:35	JDS	1,739	1,656	5.0	81.9	85.8	44
1/4/2022	13:01	JDS	1,744	1,653	5.0	90.6	82.9	44
1/4/2022	15:14	Jsh	1,735	1,651	5.0	78.1	82.7	42
1/5/2022	7:25	BC	1,732	1,647	5.0	76.9	83.4	41
1/5/2022	12:08	JDS	1,741	1,654	5.0	86.5	81.9	41

Table 9
Summary of System One Operating Data

Colonial Pipeline Company
2020-L1-SR2448
Huntersville, North Carolina

Date	Time	Initials	Inlet Temperature (Deg. F)	Outlet Temperature (Deg. F)	Signal (V)	Flame Ox VFD Speed (%)	Blower VFD Speed (%)	Vacuum (Inches of H_2O)
1/5/2022	15:23	Jsh	1,740	1,654	5.0	78.6	81.5	41
1/6/2022	7:29	Jsh	1,735	1,653	5.0	72.6	83.3	38
1/6/2022	7:35	JDS	1,748	1,667	5.0	79.4	83.7	41
1/6/2022	12:20	BC	1,689	1,616	5.0	40.8	117.2	95
1/6/2022	16:28	BC	1,731	1,644	5.0	57	87.4	48
1/7/2022	7:25	BC	1,728	1,652	5.0	69.2	88.9	42
1/7/2022	12:07	MT	1,642	1,553	5.0	40	98.2	114
1/7/2022	15:43	JDS	1,741	1,661	5.0	72.4	86.7	45
1/8/2022	7:30	JDS	1,730	1,653	5.0	67.6	90	48
1/8/2022	12:28	JDS	1,740	1,654	5.0	91.1	88.9	48
1/8/2022	15:30	JDS	1,749	1,661	5.0	81.9	81.9	46
1/9/2022	7:38	KZ	1,740	1,654	5.0	83.4	78.8	46
1/9/2022	12:08	KZ	1,750	1,660	5.0	94.1	77.7	47
1/9/2022	15:30	KZ	1,747	1,656	5.0	89.2	77.2	46
1/10/2022	7:30	BC	1,734	1,654	5.0	72.7	80.6	42
1/10/2022	12:39	JDS	1,739	1,652	5.0	78.8	77.7	44
1/10/2022	15:46	JDS	1,739	1,652	5.0	81.1	78.1	47
1/11/2022	7:33	BC	1,732	1,651	5.0	66.2	79.6	40
1/11/2022	12:50	Kz	1,732	1,649	5.0	74.9	76.7	39
1/11/2022	15:43	JDS	1,740	1,659	5.0	80	77.2	38
1/12/2022	7:52	JDS	1,740	1,657	5.0	71.7	80.7	46
1/12/2022	11:58	BC	1,750	1,656	5.00	95.7	77.8	46
1/12/2022	13:30	JDS	1,743	1,653	5.00	89.3	76.3	40
1/12/2022	15:34	JDS	1,725	1,640	5.00	79.6	76.3	38
1/13/2022	7:35	BC	1,733	1,649	5.00	71.4	80	48
1/13/2022	12:26	JDS	1,746	1,655	5.00	89.7	76	38
1/13/2022	15:42	JDS	1,772	1,685	5.00	97	76	40
1/14/2022	7:26	BC	1,732	1,651	5.00	68	76.9	36

Table 9
Summary of System One Operating Data

Colonial Pipeline Company
2020-L1-SR2448
Huntersville, North Carolina

Date	Time	Initials	Inlet Temperature (Deg. F)	Outlet Temperature (Deg. F)	Signal (V)	Flame Ox VFD Speed (%)	Blower VFD Speed (%)	Vacuum (Inches of H_2O)
1/14/2022	11:48	JDS	1,740	1,655	5.00	75.3	77.8	52
1/14/2022	14:55	MT	1,739	1,655	5.00	77.4	75.5	39
1/15/2022	7:31	MT	1,729	1,649	5.00	67.2	78.1	37
1/15/2022	12:20	BC	1,733	1,653	5.00	69	77.1	40
1/15/2022	16:05	BC	1,731	1,650	5.00	68.4	77	38
1/16/2022	System down due to winter storm							
1/17/2022	System down due to winter storm							
1/18/2022	12:45	BC	1,732	1,653	5.00	95.2	78.8	38
1/18/2022	15:34	MT	1,741	1,658	5.00	81	77.6	36
1/19/2022	7:30	BC	1,727	1,650	5.00	61.2	80.2	50
1/19/2022	15:12	BC	1,718	1,647	5.00	58.5	76.8	38
1/19/2022	16:33	BC	1,738	1,654	5.00	55	76.3	38
1/20/2022	7:50	BC	1,698	1,661	5.00	49.4	79.5	38
1/20/2022	12:02	BC	1,735	1,650	5.00	58.5	76.5	38
1/20/2022	16:04	MT	1,740	1,650	5.00	54.2	76.9	38
1/21/2022	11:35	BC	1,718	1,659	5.00	67.3	80.1	38
1/21/2022	12:15	BC	1,717	1,649	5.00	66.1	78.7	38
1/21/2022	16:05	CSM	1,737	1,658	5.00	61	77.9	38
1/22/2022	8:47	MT	1,755	1,675	5.00	55.1	81.9	39
1/22/2022	12:09	MT	1,737	1,655	5.00	71.6	75.3	45
1/22/2022	15:00	MT	1,736	1,653	5.00	84.9	77.7	37
1/23/2022	10:30	CSM	1,736	1,650	5.00	70	77.1	37
1/23/2022	13:00	CSM	1,737	1,651	5.00	70.8	76.2	37
1/23/2022	15:40	CSM	1,733	1,654	5.00	63	77.1	36
1/24/2022	8:24	JDS	1,733	1,655	5.00	65	80.3	18
1/24/2022	11:49	JDS	1,738	1,652	5.00	81.3	76.9	40
1/24/2022	16:28	BC	1,725	1,638	5.00	77.3	76.3	40
1/25/2022	7:21	JDS	1,738	1,656	5.00	71.6	77.8	40

Table 9
Summary of System One Operating Data

Colonial Pipeline Company
2020-L1-SR2448
Huntersville, North Carolina

Date	Time	Initials	Inlet Temperature (Deg. F)	Outlet Temperature (Deg. F)	Signal (V)	Flame Ox VFD Speed (%)	Blower VFD Speed (%)	Vacuum (Inches of H_2O)
1/25/2022	12:38	JDS	1,741	1,655	5.00	82.9	76.4	40
1/25/2022	16:14	JDS	1,739	1,653	5.00	76.6	76.7	41
1/26/2022	7:21	JDS	1,734	1,653	5.00	72.8	82.8	41
1/26/2022	11:41	JDS	1,407	1,349	5.00	40	76	17
1/26/2022	15:37	JDS	1,404	1,344	5.00	30	75.7	16
1/27/2022	7:25	JDS	1,408	1,348	5.00	30	68.7	14
1/27/2022	12:05	JDS	1,407	1,344	5.00	30	66.5	14
1/27/2022	16:02	JDS	1,405	1,343	5.00	30	65.8	14
1/28/2022	7:30	BC	1,401	1,338	5.00	30	67.7	14
1/28/2022	System down due to winter storm							
1/29/2022	System down due to winter storm							
1/29/2022	16:32	JDS	1,645	1,576	5.00	40	70	36
1/30/2022	8:30	Kz	1,580	1,516	5.00	40	83.3	34
1/30/2022	11:23	Kz	1,739	1,661	5.00	64.1	82.2	36
1/30/2022	15:30	Kz	1,735	1,656	5.00	70	81.1	36
1/31/2022	7:24	BC	1,736	1,651	5.00	53	84.3	40
1/31/2022	13:02	JDS	1,733	1,654	5.00	73.3	81.1	37
1/31/2022	15:31	JDS	1,739	1,653	5.00	93.8	82.7	42
2/1/2022	7:19	JDS	1,739	1,653	5.00	56.1	85.1	46
2/1/2022	12:18	JDS	1,735	1,654	5.00	78.2	83	42
2/1/2022	16:58	CSM	1,736	1,651	5.00	82.5	83.1	40
2/2/2022	7:18	JDS	1,745	1,656	5.00	46.7	87	40
2/2/2022	11:16	JDS	1,737	1,652	5.00	84.2	84.2	43
2/2/2022	16:12	JDS	1,740	1,657	5.00	85.2	83.4	43
2/3/2022	7:41	BC	1,731	1,648	5.00	80.5	84.4	42
2/3/2022	12:36	JDS	1,736	1,658	5.00	87.2	83.7	42
2/3/2022	16:27	BC	1,733	1,653	5.00	75.2	83.4	42
2/4/2022	7:32	BC	1,745	1,658	5.00	100	82.4	42

Table 9
Summary of System One Operating Data

Colonial Pipeline Company
2020-L1-SR2448
Huntersville, North Carolina

Date	Time	Initials	Inlet Temperature (Deg. F)	Outlet Temperature (Deg. F)	Signal (V)	Flame Ox VFD Speed (%)	Blower VFD Speed (%)	Vacuum (Inches of H_2O)
2/4/2022	12:10	BC	1,736	1,649	5.00	88.3	82.5	42
2/4/2022	15:45	CSM	1,742	1,654	5.00	88.8	82.2	42
2/5/2022	7:32	MT	1,730	1,651	5.00	65.5	84.9	41
2/5/2022	10:51	MT	1,733	1,655	5.00	73.9	84.3	42
2/5/2022	15:26	MT	1,731	1,653	5.00	66.7	83.1	41
2/6/2022	8:46	Kz	1,733	1,656	5.00	61.1	86.5	45
2/6/2022	13:15	Kz	1,734	1,652	5.00	78.2	83.4	43
2/6/2022	15:45	Kz	1,734	1,658	5.00	74.2	83.5	43
2/7/2022	7:25	BC	1,731	1,649	5.00	80.2	84.2	42
2/7/2022	11:50	Rdc	1,736	1,653	5.00	80.7	84.5	42
2/7/2022	17:00	BC	1,724	1,647	5.00	70.4	83.8	42
2/8/2022	7:25	BC	1,727	1,649	5.00	73.7	84.9	42
2/8/2022	12:50	Jfo	1,741	1,653	5.00	78.2	82.6	40
2/8/2022	16:58	JDS	1,740	1,656	5.00	59.7	83.4	44
2/9/2022	7:36	JDS	1,737	1,656	5.00	58.6	85.4	41
2/9/2022	12:40	BC	1,738	1,659	5.00	84.2	82.4	42
2/10/2022	7:42	JDS	1,736	1,656	5.00	65.4	84.9	42
2/10/2022	12:02	JDS	1,740	1,656	5.00	80.3	82.4	42
2/10/2022	16:06	Jfo	1,735	1,651	5.00	84	82.3	41
2/11/2022	7:38	JDS	1,731	1,656	5.00	66.9	85	42
2/11/2022	12:18	Jfo	1,742	1,659	5.00	83.2	82.1	41
2/11/2022	15:25	Jfo	1,737	1,654	5.00	82.4	82.2	41
2/12/2022	8:35	VJH	1,734	1,652	5.00	74.7	84	41
2/12/2022	12:09	VJH	1,741	1,656	5.00	85.5	82.1	41
2/12/2022	15:13	VJH	1,734	1,652	5.00	83	82.1	41
2/13/2022	8:14	Kz	1,737	1,656	5.00	77.6	84	44
2/13/2022	12:38	Kz	1,735	1,656	5.00	79.2	83.6	44

Table 9
Summary of System One Operating Data

Colonial Pipeline Company
2020-L1-SR2448
Huntersville, North Carolina

Date	Time	Initials	Inlet Temperature (Deg. F)	Outlet Temperature (Deg. F)	Signal (V)	Flame Ox VFD Speed (%)	Blower VFD Speed (%)	Vacuum (Inches of H_2O)
2/13/2022	16:00	Kz	1,735	1,652	5.00	77.2	84	44
2/14/2022	7:39	JDS	1,730	1,653	5.00	64.6	86.4	44
2/14/2022	13:08	Rdc	1,743	1,661	5.00	80.5	83.5	42
2/14/2022	16:43	JDS	1,752	1,683	5.00	66.8	80.6	38

Notes:
Deg. F - Degrees Fahrenheit
Flame Ox - Flame Oxidation Unit
O&M - Operation and Maintenance
VFD - Variable Frequency Drive
% - Percent
V- Voltage
H_2O - Water

Table 10
Summary of System Two Operating Data

Colonial Pipeline Company
2020-L1-SR2448
Huntersville, North Carolina

Date	Time	Initials	Inlet Temperature (Deg. F)	Outlet Temperature (Deg. F)	Signal (V)	Flame Ox (Hz)	Flame Ox VFD Speed (%)	Blower VFD Speed (%)	Vacuum (Inches of H_2O)	Vacuum (Inches of Hg)
10/4/2020	Initial start-up and system tuning									
To										
10/18/2020										
10/19/2020	System Operational									
To										
12/23/2020										
12/24/2020	System Offline for O&M									
12/25/2020										
12/26/2020										
12/27/2020	System Operational									
To										
1/20/2021										
1/21/2021	System Offline for O&M									
1/22/2021										
1/23/2021	System Operational									
To										
1/30/2021										
1/31/2021	System Offline for monthly gauging									
2/1/2021										
2/2/2021										
2/3/2021	System Operational									
To										
2/22/2021										
2/23/2021	System Offline for O&M									
2/24/2021	System Operational									
To										
3/2/2021										

Table 10
Summary of System Two Operating Data

Colonial Pipeline Company
2020-L1-SR2448
Huntersville, North Carolina

Date	Time	Initials	Inlet Temperature (Deg. F)	Outlet Temperature (Deg. F)	Signal (V)	Flame Ox (Hz)	Flame Ox VFD Speed (%)	Blower VFD Speed (%)	Vacuum (Inches of H_2O)	Vacuum (Inches of Hg)
3/3/2021	System Offline for monthly gauging									
3/4/2021										
3/5/2021										
3/6/2021	System Operational									
To										
3/26/2021										
3/27/2021	System Offline for component replacement (Catalytic Oxidizer with FlameOx)									
To										
5/11/2021										
5/12/2021	System Operational									
5/13/2021										
5/14/2021	System Offline 24 hours for pump optimization									
5/15/2021										
5/16/2021	System Operational									
To										
5/24/2021										
5/25/2021	System Offline for monthly gauging									
5/26/2021										
5/27/2021										
5/28/2021	System Operational									
To										
6/7/2021										
6/8/2021	System Offline 32 hours for pump optimization									
6/9/2021										
6/10/2021	System Operational									
To										
6/14/2021										

Table 10
Summary of System Two Operating Data

Colonial Pipeline Company
2020-L1-SR2448
Huntersville, North Carolina

Date	Time	Initials	Inlet Temperature (Deg. F)	Outlet Temperature (Deg. F)	Signal (V)	Flame Ox (Hz)	Flame Ox VFD Speed (%)	Blower VFD Speed (%)	Vacuum (Inches of H_2O)	Vacuum (Inches of Hg)
6/15/2021	System Offline 17 hours for pump optimization and piping modifications									
6/15/2021	6:50	JPS	1524	1383	-	-	NM	48.3	-	6
6/15/2021	System Offline 1.5 hours for O&M									
6/15/2021	16:20	JPS	1406	1310	-	-	NM	NM	-	5.5
6/15/2021	16:28	JPS	1410	1317	-	-	NM	57.9	-	6.5
6/16/2021	6:45	JPS	1395	1304	-	-	NM	58.8	-	6.5
6/16/2021	13:20	JPS	1395	1312	-	-	NM	58.8	-	6.5
6/17/2021	7:55	JPS	1400	1303	-	-	NM	59.0	-	7
6/17/2021	13:55	JPS	1397	1300	-	-	NM	59.0	-	7
6/17/2021	17:21	JPS	1393	1303	-	-	NM	59.0	-	7
6/18/2021	8:52	JPS	1400	1307	-	-	NM	71.0	-	8.5
6/18/2021	11:00	MT	1395	1308	-	-	NM	68.8	-	8.5
6/18/2021	15:15	MT	1393	1301	-	-	NM	69.8	-	8.5
6/19/2021	7:05	MT	1401	1306	-	-	NM	70.5	-	8.8
6/19/2021	13:00	MT	1393	1302	-	-	NM	69.9	-	8.8
6/19/2021	15:30	MT	1398	1309	-	-	NM	69.1	-	8.5
6/20/2021	10:10	KZ	1393	1300	-	-	NM	70.7	-	9
6/20/2021	16:48	KZ	1397	1304	-	-	NM	70.1	-	9
6/20/2021	System Offline 4.25 hours for O&M									
6/21/2021	16:00	BC	1480	1616	-	-	NM	65.8	-	8.5
6/21/2021	System Offline 0.5 hour for O&M									
6/21/2021	18:40	JPS	1424	1345	-	-	NM	65.8	-	8
6/22/2021	9:00	BC	1651	1518	-	-	NM	65.9	-	8
6/23/2021	12:30	BC	1842	1640	-	-	NM	65.8	-	7
6/23/2021	16:45	BC	1691	1516	-	-	NM	65.9	-	7
6/23/2021	System Offline 1.25 hours for O&M									
6/23/2021	19:25	JPS	1700	1586	-	-	NM	27.8	-	7.5
6/24/2021	8:24	BC	1747	1581	-	-	NM	65.9	-	7
6/24/2021	17:20	BC	1683	1542	-	-	NM	65.8	-	7
6/25/2021	9:40	BC	1638	1503	-	-	NM	65.8	-	7

Table 10
Summary of System Two Operating Data

Colonial Pipeline Company
2020-L1-SR2448
Huntersville, North Carolina

Date	Time	Initials	Inlet Temperature (Deg. F)	Outlet Temperature (Deg. F)	Signal (V)	Flame Ox (Hz)	Flame Ox VFD Speed (%)	Blower VFD Speed (%)	Vacuum (Inches of H_2O)	Vacuum (Inches of Hg)
6/25/2021	13:15	BC	1419	1330	-	-	NM	50.5	-	8
6/25/2021	15:44	BC	1564	1456	-	-	NM	52.0	-	6
6/25/2021	16:58	BC	1472	1364	-	-	NM	52.0	-	6
6/26/2021	9:45	BC	1425	1336	-	-	NM	52.1	-	6
6/26/2021	10:23	BC	1454	1370	-	-	NM	64.1	-	7.5
6/26/2021	14:32	BC	1517	1408	-	-	NM	65.6	-	8
6/26/2021	16:32	BC	1564	1456	-	-	NM	65.6	-	8
6/27/2021	10:56	BC	1515	1409	-	-	NM	65.5	-	8
6/27/2021	17:15	BC	1573	1460	-	-	NM	65.1	-	8
6/28/2021	9:48	BC	1514	1398	-	-	NM	65.2	-	8
6/28/2021	16:05	BC	1552	1431	-	-	NM	65.1	-	8
6/28/2021	17:39	BC	1567	1455	-	-	NM	65.2	-	8
6/29/2021	11:12	BC	1502	1396	-	-	NM	65.2	-	8
6/29/2021	16:32	BC	1507	1399	-	-	NM	65.1	-	8
6/30/2021	8:43	BC	1599	1469	-	-	NM	65.1	-	8
7/1/2021	17:35	BC	1558	1442	-	-	NM	65.1	-	8
7/2/2021	8:35	MT	1556	1445	-	-	NM	66.7	-	8
7/2/2021	11:46	JS	1529	1413	-	-	NM	67.2	-	8
7/2/2021	15:33	JS	1518	1395	-	-	NM	71.0	-	8
7/3/2021	8:30	MT	1571	1453	-	-	NM	68.9	-	8
7/3/2021	14:55	MT	1549	1421	-	-	NM	69.1	-	8.5
7/4/2021	8:55	KZ	1588	1469	-	-	NM	70.0	-	8.5
7/4/2021	16:20	KZ	1571	1453	-	-	NM	68.4	-	8.25
7/6/2021	8:20	JS	1700	1526	-	-	NM	69.9	-	8.25
7/6/2021	8:29	CA	1697	1548	-	-	NM	69.8	-	8.25
7/6/2021	10:55	JDS	1692	1533	-	-	35	67.3	-	8.2
7/6/2021	12:34	JDS	1709	1542	-	-	35	66.7	-	8.1
7/6/2021	16:00	JDS	1700	1524	-	-	35	66.7	-	8.1
7/7/2021	8:25	JDS	1703	1527	-	-	35	68.1	-	8.1
7/7/2021	13:33	JDS	1709	1533	-	-	35	67.9	-	8.1

Table 10
Summary of System Two Operating Data

Colonial Pipeline Company
2020-L1-SR2448
Huntersville, North Carolina

Date	Time	Initials	Inlet Temperature (Deg. F)	Outlet Temperature (Deg. F)	Signal (V)	Flame Ox (Hz)	Flame Ox VFD Speed (%)	Blower VFD Speed (%)	Vacuum (Inches of H_2O)	Vacuum (Inches of Hg)
7/8/2021	6:47	JDS	1749	1650	-	-	35	70.6	-	8.8
7/8/2021	8:45	BC	1755	1563	-	-	35	70.7	-	8.8
7/8/2021	11:54	JDS	1708	1525	-	-	35	72.7	-	8.8
7/8/2021	16:06	JDS	1702	1524	-	-	35	67.3	-	8.1
7/9/2021	8:27	BC	1704	1516	-	-	35	68.8	-	8
7/9/2021	11:57	BC	1736	1539	-	-	35	68.9	-	8
7/9/2021	17:14	JDS	1709	1525	-	-	35	68.4	-	8.4
7/10/2021	6:45	JDS	1703	1526	-	-	35	68.8	-	8.1
7/10/2021	System Offline 4 hours for O&M									
7/10/2021	13:15	BC	1694	1539	-	-	35	59.8	-	7
7/10/2021	14:35	BC	1696	1519	-	-	35	59.8	-	8
7/10/2021	16:18	JDS	1707	1531	-	-	35	67.3	-	8
7/11/2021	6:45	MT	1693	1529	-	-	35	68.4	-	8.2
7/11/2021	15:20	MT	1703	1527	-	-	35	68.1	-	8
7/12/2021	7:55	JDS	1701	1515	-	-	35	68.6	-	8.2
7/12/2021	13:00	BC	1706	1532	-	-	35	68.7	-	8.2
7/12/2021	15:10	BC	1709	1529	-	-	35	67.0	-	8
7/12/2021	16:33	JDS	1697	1527	-	-	35	67.5	-	8.1
7/13/2021	9:07	BC	1705	1530	-	-	35	68.0	-	8.1
7/13/2021	13:50	JDS	1400	1301	-	-	35	26.0	-	0
7/14/2021	9:10	BC	1391	1288	-	-	35	28.4	-	0
7/14/2021	13:30	BC	1399	1299	-	-	35	28.4	-	0
7/14/2021	17:15	JDS	1410	1304	-	-	35	32.6	-	1
7/14/2021	System Offline 19 hours for O&M									
7/15/2021	13:35	BC	1710	1528	-	-	35	40.9	-	4
7/15/2021	System Offline 0.5 hour for O&M									
7/15/2021	16:42	BC	1617	1449	-	-	35	45.2	-	5
7/16/2021	8:27	BC	1524	1347	-	-	35	44.6	-	5
7/16/2021	13:10	BC	1618	1457	-	-	35	41.5	-	5
7/16/2021	16:53	BC	1553	1404	-	-	35	42.1	-	5

Table 10
Summary of System Two Operating Data

Colonial Pipeline Company
2020-L1-SR2448
Huntersville, North Carolina

Date	Time	Initials	Inlet Temperature (Deg. F)	Outlet Temperature (Deg. F)	Signal (V)	Flame Ox (Hz)	Flame Ox VFD Speed (%)	Blower VFD Speed (%)	Vacuum (Inches of H_2O)	Vacuum (Inches of Hg)
7/17/2021	11:30	KZ	1598	1443	-	-	35	41.4	-	5
7/17/2021	15:30	KZ	1598	1418	-	-	35	41.0	-	5
7/18/2021	9:28	KZ	1539	1377	-	-	35	43.5	-	5
7/18/2021	13:30	KZ	1451	1295	-	-	35	43.3	-	5
7/18/2021	13:45	KZ	1528	1389	-	-	35	43.3	-	6
7/18/2021	16:50	KZ	1701	1515	-	-	35	49.9	-	6
7/19/2021	6:57	BC	1704	1516	-	-	35	50.6	-	5.5
7/19/2021	11:20	BC	1522	1373	-	-	35	51.2	-	5.5
7/19/2021	System Offline 9.5 hours for O&M									
7/20/2021	8:27	JDS	1693	1534	-	-	35	51.2	-	5.5
7/20/2021	12:24	JDS	1648	1486	-	-	35	49.1	-	6
7/20/2021	16:40	JDS	1646	1482	-	-	35	49.7	-	6
7/21/2021	10:47	BC	1669	1480	-	-	35	49.7	-	6
7/21/2021	14:00	BC	1687	1519	-	-	35	49.8	-	6
7/21/2021	17:04	BC	1690	1516	-	-	35	49.7	-	6
7/22/2021	6:59	BC	1674	1510	-	-	35	50.8	-	6
7/22/2021	12:30	JDS	1689	1526	-	-	35	48.2	-	5.8
7/22/2021	17:05	JDS	1690	1519	-	-	35	48.8	-	5.8
7/23/2021	7:56	BC	1650	1484	-	-	35	49.6	-	5.8
7/23/2021	10:40	BC	1658	1509	-	-	35	48.5	-	5.8
7/23/2021	16:31	JDS	1679	1511	-	-	35	47.9	-	5.8
7/24/2021	8:04	JDS	1699	1517	-	-	35	48.3	-	5.8
7/24/2021	13:17	JDS	1695	1515	-	-	35	48.4	-	5.8
7/24/2021	16:17	CDR	1739	1546	-	-	35	48.0	-	5.6
7/25/2021	8:44	CDR	1701	1496	-	-	35	43.9	-	7.6
7/25/2021	13:20	KZ	1660	1495	-	-	35	48.3	-	6
7/25/2021	16:01	KZ	1694	1523	-	-	35	48.0	-	6
7/26/2021	7:33	BC	1663	1492	-	-	35	49.1	-	5.8
7/26/2021	12:55	JDS	1516	1358	-	-	35	49.1	-	6
7/26/2021	16:14	JDS	1478	1348	-	-	35	49.8	-	6

Table 10
Summary of System Two Operating Data

Colonial Pipeline Company
2020-L1-SR2448
Huntersville, North Carolina

Date	Time	Initials	Inlet Temperature (Deg. F)	Outlet Temperature (Deg. F)	Signal (V)	Flame Ox (Hz)	Flame Ox VFD Speed (%)	Blower VFD Speed (%)	Vacuum (Inches of H_2O)	Vacuum (Inches of Hg)
7/27/2021	6:47	JDS	1436	1309	-	-	35	51.6	-	6
7/27/2021	12:38	JDS	1400	1274	-	-	35	30.1	-	5.2
7/27/2021	System Offline 1 hour for O&M									
7/27/2021	17:03	BC	1402	1317	-	-	35	48.9	-	5.5
7/28/2021	7:57	JOS	1397	1321	-	-	65	50.0	-	5.8
7/28/2021	13:58	BC	1558	1415	-	-	35	47.0	-	6
7/28/2021	16:17	JOS	1582	1428	-	-	35	47.4	-	5.8
7/29/2021	7:50	BC	1549	1400	-	-	35	48.6	-	5.5
7/29/2021	11:36	JOS	1603	1436	-	-	35	47.5	-	5.5
7/29/2021	17:06	BC	1593	1437	-	-	35	47.2	-	5.5
7/30/2021	8:08	BC	1563	1410	-	-	35	48.1	-	5.5
7/30/2021	12:07	BC	1599	1443	-	-	35	48.2	-	5.5
7/30/2021	16:17	JOS	1663	1490	-	-	35	47.1	-	5.5
7/31/2021	7:31	JOS	1625	1472	-	-	35	48.7	-	5.8
7/31/2021	11:41	JOS	1598	1452	-	-	35	47.7	-	5.7
7/31/2021	16:01	CDR	1603	1441	-	-	35	47.2	-	5.7
8/1/2021	7:34	CDR	1576	1430	-	-	35	48.4	-	7.1
8/1/2021	13:40	KZ	1643	1478	-	-	35	46.9	-	5.5
8/1/2021	16:55	KZ	1621	1462	-	-	35	47.5	-	5.5
8/2/2021	8:08	JOS	1625	1770	-	-	35	48.8	-	5.5
8/2/2021	12:08	JOS	1617	1468	-	-	35	47.7	-	5.6
8/2/2021	17:01	JOS	1603	1454	-	-	35	47.5	-	5.5
8/3/2021	7:47	BC	1564	1420	5.0	21.3	35	48.8	-	5.5
8/3/2021	13:00	JOS	1530	1400	5.0	22.9	35	48.6	-	5.7
8/3/2021	16:45	JOS	1542	1404	5.0	22.9	35	47.8	-	6.1
8/4/2021	7:39	JOS	1531	1400	5.0	22.9	35	49.0	-	6.2
8/4/2021	12:30	JOS	1537	1401	5.0	22.9	35	48.4	-	6.15
8/4/2021	16:53	BC	1507	1357	5.0	-	35	47.8	83	-
8/5/2021	8:08	BC	1496	1363	5.0	-	35	48.8	86	-
8/5/2021	14:25	BC	1530	1382	5.0	-	35	47.4	86	-

Table 10
Summary of System Two Operating Data

Colonial Pipeline Company
2020-L1-SR2448
Huntersville, North Carolina

Date	Time	Initials	Inlet Temperature (Deg. F)	Outlet Temperature (Deg. F)	Signal (V)	Flame Ox (Hz)	Flame Ox VFD Speed (%)	Blower VFD Speed (%)	Vacuum (Inches of H_2O)	Vacuum (Inches of Hg)
8/5/2021	17:02	BC	1542	1396	5.0	-	35	47.2	84	-
8/6/2021	9:01	BC	1476	1351	5.0	-	35	48.4	85	-
8/6/2021	15:41	CDR	1395	1275	5.0	-	35	39.8	-	7.5
8/7/2021	7:26	JOS	1432	1323	5.0	-	35	41.0	59	-
8/7/2021	11:46	JOS	1451	1330	5.0	-	35	40.4	63	-
8/7/2021	16:22	CDR	1465	1305	5.0	-	35	39.9	-	6
8/8/2021	9:17	CDR	1517	1397	5.0	-	35	40.9	-	7.5
8/8/2021	13:10	KZ	1454	1334	5.0	-	35	39.6	64	4.8
8/8/2021	16:00	CDR	1465	1327	5.0	-	35	39.6	-	7.3
8/9/2021	9:20	JOS	1438	1313	5.0	-	35	40.5	66	-
8/9/2021	11:30	JOS	1435	1285	5.0	-	35	39.7	62	-
8/9/2021	16:08	JOS	1447	1312	5.0	-	35	39.9	63	-
8/10/2021	8:05	BC	1434	1313	5.0	-	35	46.9	73	-
8/10/2021	11:31	JOS	1466	1337	5.0	-	35	45.8	78	-
8/10/2021	16:15	CDR	1497	1369	5.0	-	35	45.5	74	-
8/11/2021	9:33	BC	1468	1337	5.0	-	35	46.3	76	-
8/11/2021	12:59	JOS	1459	1340	5.0	-	35	45.8	78	-
8/11/2021	17:09	JOS	1500	1367	5.0	-	35	45.5	78	-
8/12/2021	6:56	JOS	1452	1327	5.0	-	35	46.8	78	-
8/12/2021	14:40	BC	1478	1330	5.0	-	35	47.1	76	-
8/12/2021	17:07	BC	1481	1329	5.0	-	35	47.2	76	-
8/13/2021	8:37	BC	1397	1273	5.0	-	35	46.9	78	-
8/13/2021	12:29	JOS	1401	1283	5.0	-	35	46.1	78	-
8/13/2021	16:30	BC	1401	1276	5.0	-	35	46.2	78	-
8/14/2021	8:50	JPS	1496	1359	5.0	-	35	46.5	78	-
8/14/2021	12:33	CA	1501	1380	5.0	-	35	45.6	74	-
8/15/2021	7:50	KZ	1481	1366	5.0	-	35	46.9	74	-
8/15/2021	12:26	KZ	1486	1360	5.0	-	35	46.0	71	-
8/16/2021	7:38	BC	1492	1364	5.0	-	35	46.8	76	-
8/16/2021	13:35	JOS	1491	1365	5.0	-	35	45.9	76	-

Table 10
Summary of System Two Operating Data

Colonial Pipeline Company
2020-L1-SR2448
Huntersville, North Carolina

Date	Time	Initials	Inlet Temperature (Deg. F)	Outlet Temperature (Deg. F)	Signal (V)	Flame Ox (Hz)	Flame Ox VFD Speed (%)	Blower VFD Speed (%)	Vacuum (Inches of H_2O)	Vacuum (Inches of Hg)
8/16/2021	15:41	JOS	1511	1361	5.0	-	35	46.4	74	-
8/17/2021	7:23	JOS	1479	1361	5.0	-	35	46.8	78	-
8/17/2021	17:03	JOS	1487	1366	5.0	-	35	46.4	78	-
8/18/2021	8:04	JOS	1491	1356	5.0	-	35	47.9	78	-
8/18/2021	System Offline 0.5 hour for O&M									
8/18/2021	11:20	JOS	1448	1310	5.0	-	35	46.6	78	-
8/18/2021	16:41	BC	1478	1337	5.0	-	35	55.8	98	-
8/19/2021	7:48	BC	1446	1322	5.0	-	35	57.3	103	-
8/19/2021	12:52	JOS	1486	1357	5.0	-	35	55.4	100	-
8/19/2021	17:14	JOS	1476	1346	5.0	-	35	63.0	110	-
8/20/2021	8:25	JOS	1450	1337	5.0	-	35	64.5	118	-
8/20/2021	11:14	JOS	1470	1348	5.0	-	35	63.9	112	-
8/20/2021	17:05	BC	1490	1356	5.0	-	35	63.0	120	-
8/21/2021	8:14	BC	1503	1377	5.0	-	35	64.8	94	-
8/21/2021	13:23	JOS	1527	1392	5.0	-	35	63.0	114	-
8/21/2021	15:36	JOS	1540	1397	5.0	-	35	63.2	116	-
8/22/2021	8:10	KZ	1471	1346	5.0	-	35	64.5	116	-
8/22/2021	13:10	KZ	1506	1379	5.0	-	35	63.0	116	-
8/22/2021	16:52	KZ	1508	1376	5.0	-	35	63.0	116	-
8/23/2021	7:32	BC	1604	1446	5.0	-	35	64.8	116	-
8/23/2021	12:31	BC	1515	1378	5.0	-	35	62.7	116	-
8/23/2021	16:28	JDS	1511	1380	-	-	35	63.1	116	-
8/23/2021	17:28	JDS	1511	1380	-	-	35	63.1	116	-
8/24/2021	8:21	BC	1564	1417	5.0	-	35	64.7	116	-
8/24/2021	12:15	BC	1530	1386	5.0	-	35	62.8	118	-
8/24/2021	15:29	JDS	1511	1380	5.0	-	35	62.6	114	-
8/25/2021	7:57	BC	1612	1454	5.0	-	35	64.8	118	-
8/25/2021	12:26	BC	1391	1272	5.0	-	35	75.0	0	-
8/25/2021	16:18	BC	1401	1284	5.0	-	35	40.2	56	-
8/26/2021	7:49	BC	1399	1299	5.0	-	35	41.5	58	-

Table 10
Summary of System Two Operating Data

Colonial Pipeline Company
2020-L1-SR2448
Huntersville, North Carolina

Date	Time	Initials	Inlet Temperature (Deg. F)	Outlet Temperature (Deg. F)	Signal (V)	Flame Ox (Hz)	Flame Ox VFD Speed (%)	Blower VFD Speed (%)	Vacuum (Inches of H_2O)	Vacuum (Inches of Hg)
8/26/2021	13:25	MT	1592	1446	5.0	-	35	59.8	108	-
8/26/2021	17:00	BC	1563	1400	5.0	-	35	59.9	105	-
8/27/2021	7:44	BC	1637	1438	5.0	-	35	61.7	110	-
8/27/2021	14:40	JDS	1545	1402	5.0	-	35	60.0	114	-
8/27/2021	16:23	JDS	1539	1387	5.0	-	35	60.0	108	-
8/28/2021	8:24	MT	1610	1455	5.0	-	35	61.6	113	-
8/28/2021	11:50	MT	1580	1456	5.0	-	35	60.3	112	-
8/28/2021	16:09	MT	1579	1431	5.0	-	35	61.2	112	-
8/29/2021	8:00	KZ	1523	1379	5.0	-	35	61.9	108	-
8/29/2021	12:40	KZ	1534	1398	5.0	-	35	59.9	110	-
8/29/2021	16:19	KZ	1535	1399	5.0	-	35	59.6	110	-
8/30/2021	7:57	JDS	1497	1366	5.0	-	35	61.6	108	-
8/30/2021	11:50	MT	1503	1354	5.0	-	35	59.6	108	-
8/30/2021	16:34	JDS	1520	1375	5.0	-	35	59.9	108	-
8/31/2021	8:40	JDS	1486	1360	5.0	-	35	61.0	108	-
8/31/2021	12:53	JDS	1498	1375	5.0	-	35	59.5	106	-
8/31/2021	16:56	JDS	1518	1388	5.0	-	35	59.8	106	-
9/1/2021	7:57	BC	1484	1349	5.0	-	35	60.8	106	-
9/1/2021	12:30	JDS	1463	1334	5.0	-	35	60.3	108	-
9/1/2021	15:58	JDS	1488	1352	5.0	-	35	60.0	105	-
9/2/2021	7:21	BC	1476	1344	5.0	-	35	61.9	108	-
9/2/2021	13:05	JDS	1468	1345	5.0	-	35	60.2	106	-
9/2/2021	15:56	JDS	1476	1352	5.0	-	35	60.2	108	-
9/3/2021	7:57	JDS	1699	1538	5.0	-	35	62.6	110	-
9/3/2021	9:58	System Offline (generator service)								-
9/3/2021	13:04	JDS	1397	1308	5.0	-	65	59.7	105	-
9/4/2021	8:30	CA	1674	1515	5.0	-	35	59.8	110	-
9/4/2021	12:40	CA	1469	1372	5.0	-	35	59.8	107	-
9/4/2021	16:05	CA	1484	1360	5.0	-	35	59.9	108	-
9/5/2021	8:00	KZ	1630	1478	5.0	-	35	61.7	112	-

Table 10
Summary of System Two Operating Data

Colonial Pipeline Company
2020-L1-SR2448
Huntersville, North Carolina

Date	Time	Initials	Inlet Temperature (Deg. F)	Outlet Temperature (Deg. F)	Signal (V)	Flame Ox (Hz)	Flame Ox VFD Speed (%)	Blower VFD Speed (%)	Vacuum (Inches of H_2O)	Vacuum (Inches of Hg)
9/5/2021	12:35	KZ	1517	1381	5.0	-	35	59.6	108	-
9/5/2021	16:54	KZ	1480	1337	5.0	-	35	59.7	108	-
9/6/2021	8:12	KZ	1441	1327	5.0	-	35	60.9	110	-
9/6/2021	13:25	KZ	1450	1334	5.0	-	35	60.2	108	-
9/6/2021	16:01	KZ	1450	1332	5.0	-	35	59.8	106	-
9/7/2021	8:32	BC	1571	1425	5.0	-	35	61.5	110	-
9/7/2021	13:35	BC	1477	1347	5.0	-	35	57.8	106	-
9/7/2021	16:58	JDS	1457	1335	5.0	-	35	58.3	102	-
9/8/2021	6:52	JDS	1408	1296	5.0	-	35	59.2	103	-
9/8/2021	12:27	BC	1463	1330	5.0	-	35	58.4	104	-
9/8/2021	16:00	BC	1487	1346	5.0	-	35	58.3	102	-
9/9/2021	8:15	BC	1448	1323	5.0	-	35	59.3	104	-
9/9/2021	12:04	BC	1482	1356	5.0	-	35	57.3	104	-
9/9/2021	15:48	JDS	1472	1350	5.0	-	35	57.4	100	-
9/10/2021	7:24	BC	1589	1440	5.0	-	35	59.5	100	-
9/10/2021	12:57	BC	1458	1331	5.0	-	35	57.7	104	-
9/10/2021	16:40	BC	1476	1336	5.0	-	35	57.6	98	-
9/11/2021	7:23	JDS	1516	1391	5.0	-	35	59.6	102	-
9/11/2021	11:54	JDS	1460	1334	5.0	-	35	57.7	102	-
9/11/2021	15:55	JDS	1456	1338	5.0	-	35	57.7	102	-
9/12/2021	8:10	KZ	1496	1374	5.0	-	35	59.6	102	-
9/12/2021	12:20	KZ	1457	1335	5.0	-	35	57.5	106	-
9/12/2021	16:35	KZ	1472	1347	5.0	-	35	57.3	99	-
9/13/2021	7:25	BC	1468	1346	5.0	-	35	59.1	100	-
9/13/2021	13:33	BC	1458	1328	5.0	-	35	57.2	105	-
9/13/2021	15:51	JDS	1465	1336	5.0	-	35	57.1	101	-
9/14/2021	7:48	BC	1459	1337	5.0	-	35	59.0	100	-
9/14/2021	14:21	JDS	1442	1321	5.0	-	35	57.0	102	-
9/14/2021	16:52	BC	1460	1332	5.0	-	35	57.2	106	-
9/15/2021	7:25	BC	1477	1350	5.0	-	35	58.8	102	-

Table 10
Summary of System Two Operating Data

Colonial Pipeline Company
2020-L1-SR2448
Huntersville, North Carolina

Date	Time	Initials	Inlet Temperature (Deg. F)	Outlet Temperature (Deg. F)	Signal (V)	Flame Ox (Hz)	Flame Ox VFD Speed (%)	Blower VFD Speed (%)	Vacuum (Inches of H_2O)	Vacuum (Inches of Hg)
9/15/2021	13:21	BC	1412	1227	5.0	-	35	49.6	84	-
9/15/2021	15:31	JDS	1395	1288	5.0	-	35	49.4	82	-
9/15/2021	15:31	System Maintenance								-
9/16/2021	7:50	BC	1400	1290	5.0	-	35	47.0	70	-
9/16/2021	11:46	BC	1400	1294	5.0	-	35	46.6	70	-
9/16/2021	12:15	System Offline (generator service)								-
9/16/2021	16:19	JDS	1430	1316	5.0	-	35	55.9	98	-
9/17/2021	12:51	JDS	1403	1296	5.0	-	35	57.1	100	-
9/17/2021	17:01	JDS	1486	1365	5.0	-	35	58.1	102	-
9/18/2021	6:52	JDS	1465	1346	5.0	-	35	59.4	102	-
9/18/2021	12:20	JDS	1455	1324	5.0	-	35	57.9	102	-
9/18/2021	16:45	JDS	1455	1324	5.0	-	35	58.1	101	-
9/19/2021	8:00	KZ	1484	1365	5.0	-	35	60.2	104	-
9/19/2021	13:08	KZ	1483	1362	5.0	-	35	58.4	105	-
9/19/2021	16:40	KZ	1481	1353	5.0	-	35	58.6	100	-
9/20/2021	8:15	BC	1468	1341	5.0	-	35	80.1	105	-
9/20/2021	12:39	JDS	1451	1337	5.0	-	35	59.0	102	-
9/20/2021	16:05	JDS	1456	1332	5.0	-	35	58.8	104	-
9/21/2021	8:13	BC	1451	1325	5.0	-	35	60.1	104	-
9/21/2021	12:56	JDS	1429	1321	5.0	-	35	60.0	104	-
9/21/2021	17:08	MT	1449	1336	5.0	-	35	60.2	105	-
9/22/2021	7:07	BC	-	-	-	-	-	-	-	-
9/22/2021	9:00	System Offline								
9/22/2021	14:00	System Offline								
9/22/2021	14:28	BC	1394	1317	5.0	-	35	39.1	45	-
9/22/2021	15:40	JDS	1402	1303	5.0	-	35	47.8	70	-
9/23/2021	7:24	BC	1402	1293	5.0	-	35	49.5	75	-
9/23/2021	13:08	BC	1409	1301	5.0	-	35	48.1	78	-
9/23/2021	16:17	JDS	1494	1367	5.0	-	35	58.4	102	-
9/24/2021	7:53	BC	1697	1532	5.0	-	35	61.0	108	-

Table 10
Summary of System Two Operating Data

Colonial Pipeline Company
2020-L1-SR2448
Huntersville, North Carolina

Date	Time	Initials	Inlet Temperature (Deg. F)	Outlet Temperature (Deg. F)	Signal (V)	Flame Ox (Hz)	Flame Ox VFD Speed (%)	Blower VFD Speed (%)	Vacuum (Inches of H_2O)	Vacuum (Inches of Hg)
9/24/2021	11:42	BC	1522	1388	5.0	-	35	60.5	110	-
9/24/2021	16:47	JDS	1388	1283	5.0	-	35	61.1	108	-
9/25/2021	12:25	JDS	1541	1403	5.0	-	35	60.2	106	-
9/25/2021	15:12	BC	1512	1353	5.0	-	35	60.1	106	-
9/26/2021	8:25	KZ	1606	1466	5.0	-	35	61.4	110	-
9/26/2021	21:05	KZ	1529	1404	5.0	-	35	59.9	108	-
9/26/2021	17:20	KZ	1532	1400	5.0	-	35	60.3	106	-
9/27/2021	7:49	BC	1691	1527	5.0	-	35	62.4	108	-
9/27/2021	12:43	BC	1561	1394	5.0	-	35	59.8	104	-
9/27/2021	16:00	BC	1525	1385	5.0	-	35	59.7	106	-
9/28/2021	8:00	BC	1548	1410	5.0	-	35	61.5	108	-
9/28/2021	13:50	BC	1498	1364	5.0	-	35	59.3	106	-
9/28/2021	16:52	BC	1516	1376	5.0	-	35	59.5	106	-
9/29/2021	7:39	JDS	1489	1367	5.0	-	35	61.6	93	-
9/29/2021	11:59	MT	1470	1349	5.0	-	35	59.5	108	-
9/29/2021	16:49	JDS	1473	1348	5.0	-	35	59.5	106	-
9/30/2021	12:05	JDS	1412	1307	5.0	-	35	62.8	110	-
9/30/2021	15:53	JDS	1453	1339	5.0	-	35	61.2	115	-
10/1/2021	8:45	JDS	1460	1347	5.0	-	35	63.4	112	-
10/1/2021	16:57	JDS	1483	1360	5.0	-	35	62.0	108	-
10/2/2021	8:18	MT	1447	1327	5.0	-	35	63.5	113	-
10/2/2021	11:26	MT	1421	1304	5.0	-	35	62.1	109	-
10/2/2021	15:00	MT	1446	1326	5.0	-	35	61.3	108	-
10/3/2021	7:55	JDS	1450	1335	5.0	-	35	63	115	-
10/3/2021	12:05	JDS	1455	1332	5.0	-	35	61.5	114	-
10/3/2021	15:32	JDS	1466	1338	5.0		35	61.4	115	
10/4/2021	8:05	JDS	1464	1347	5.0	-	35	62.3	115	-
10/4/2021	12:03	JDS	1435	1322	5.0	-	35	61.7	115	-
10/4/2021	16:40	BC	1446	1314	5.0	-	35	61.7	108	-
10/5/2021	8:50	Jsh	1428	1318	5.0	-	35	62.4	110	-

Table 10
Summary of System Two Operating Data

Colonial Pipeline Company
2020-L1-SR2448
Huntersville, North Carolina

Date	Time	Initials	Inlet Temperature (Deg. F)	Outlet Temperature (Deg. F)	Signal (V)	Flame Ox (Hz)	Flame Ox VFD Speed (%)	Blower VFD Speed (%)	Vacuum (Inches of H_2O)	Vacuum (Inches of Hg)
10/5/2021	12:35	Jsh	1421	1315	5.0	-	35	61.6	114	-
10/5/2021	17:02	MT	1455	1333	5.0	-	35	61.4	106	-
10/6/2021	7:24	Jsh	1433	1319	5.0	-	35	63	106	-
10/6/2021	13:12	Jsh	1413	1302	5.0	-	35	61.5	112	-
10/6/2021	16:32	Jsh	1469	1349	5.0	-	35	62.3	110	-
10/7/2021	7:34	Jsh	1439	1331	5.0	-	35	63.1	111	-
10/7/2021	11:47	Jsh	1431	1319	5.0	-	35	62.8	110	-
10/7/2021	16:52	MT	1442	1331	5.0	-	35	63.1	113	-
10/8/2021	7:25	MT	1438	1329	5.0	-	35	62.7	110	-
10/8/2021	12:43	Jsh	1438	1323	5.0	-	35	63	112	-
10/8/2021	16:09	MT	1432	1312	5.0	-	35	62.9	111	-
10/9/2021	7:58	Jsh	1460	1341	5.0	-	35	63.1	115	-
10/9/2021	11:40	Jsh	1424	1309	5.0	-	35	62.6	116	-
10/9/2021	17:05	CDR	1447	1332	5.0	-	35	62.3	115	-
10/10/2021	8:33	KZ	1441	1330	5.0	-	35	63.1	113	-
10/10/2021	12:40	KZ	1464	1351	5.0	-	35	61.6	111	-
10/10/2021	15:30	KZ	1478	1355	5.0	-	35	61.3	113	-
10/11/2021	7:42	BC	1467	1339	5.0	-	30	62.9	112	-
10/11/2021	13:33	JDS	1488	1364	5.0	-	30	62.1	112	-
10/11/2021	17:18	JDS	1493	1360	5.0	-	30	62.4	110	-
10/12/2021	8:11	JDS	1492	1360	5.0	-	30	63	112	-
10/12/2021	13:04	BC	1493	1356	5.0	-	30	61.7	106	-
10/12/2021	16:22	JDS	1514	1370	5.0	-	30	61.7	114	-
10/13/2021	7:42	BC	1552	1398	5.0	-	30	63.1	110	-
10/13/2021	12:02	BC	1499	1349	5.0	-	30	61.6	110	-
10/13/2021	13:12	JDS	1499	1358	5.0	-	30	61.2	110	-
10/13/2021	16:06	JDS	1502	1362	5.0	-	30	61.3	110	-
10/13/2021	16:10	JDS	1738	1651	5.0	-	68	69	32	-
10/14/2021	7:33	JDS	1548	1404	5.0	-	30	63.2	112	-
10/14/2021	13:41	JDS	1503	1370	5.0	-	30	61	110	-

Table 10
Summary of System Two Operating Data

Colonial Pipeline Company
2020-L1-SR2448
Huntersville, North Carolina

Date	Time	Initials	Inlet Temperature (Deg. F)	Outlet Temperature (Deg. F)	Signal (V)	Flame Ox (Hz)	Flame Ox VFD Speed (%)	Blower VFD Speed (%)	Vacuum (Inches of H_2O)	Vacuum (Inches of Hg)
10/14/2021	17:03	BC	1514	1365	5.0	-	30	61	108	-
10/15/2021	7:55	BC	1570	1419	5.0	-	30	63.3	110	-
10/15/2021	13:07	Jsh	1510	1376	5.0	-	30	60.5	110	-
10/15/2021	16:57	BC	1479	1340	5.0	-	30	60.3	110	-
10/16/2021	7:57	BC	1485	1339	5.0	-	30	61.6	110	-
10/16/2021	12:38	BC	1470	1312	5.0	-	30	60.5	108	-
10/16/2021	16:03	BC	1466	1330	5.0	-	30	61	110	-
10/17/2021	9:01	KZ	1690	1529	5.0	-	30	62.8	115	-
10/17/2021	12:15	KZ	1521	1375	5.0	-	30	61.6	113	-
10/17/2021	15:55	KZ	1462	1337	5.0	-	30	61.6	111	-
10/18/2021	8:30	BC	1700	1529	5.0	-	30	62.6	112	-
10/18/2021	12:23	BC	1495	1352	5.0	-	30	61.7	110	-
10/18/2021	16:22	BC	1,514	1,368	5.0	-	30.0	61.4	110	-
10/19/2021	7:45	BC	1,694	1,521	5.0	-	30.0	62.6	110	-
10/19/2021	13:20	JDS	1,487	1,355	5.0	-	30.0	61.1	109	-
10/19/2021	15:32	Jsh	1,476	1,343	5.0	-	30.0	61.1	110	-
10/20/2021	11:33	JDS	1,467	1,343	5.0	-	30.0	61.4	110	-
10/20/2021	16:17	JDS	1,528	1,385	5.0	-	30.0	61.6	110	-
10/21/2021	8:40	JDS	1,625	1,471	5.0	-	30.0	63.1	114	-
10/21/2021	13:18	Jsh	1,534	1,391	5.0	-	30.0	61.6	119	-
10/21/2021	16:28	JDS	1,520	1,383	5.0	-	30.0	61.9	110	-
10/22/2021	8:47	JDS	1,492	1,351	5.0	-	30.0	62.2	110	-
10/22/2021	13:22	BC	1,419	1,298	5.0	-	30.0	61.3	108	-
10/22/2021	16:46	BC	1,509	1,379	5.0	-	30.0	60.9	108	-
10/23/2021	8:06	MT	1,651	1,495	5.0	-	30.0	62.5	110	-
10/23/2021	12:03	MT	1,527	1,392	5.0	-	30.0	61.3	124	-
10/23/2021	15:34	MT	1,504	1,375	5.0	-	30.0	61.1	114	-
10/24/2021	8:24	KZ	1,631	1,478	5.0	-	30.0	62.5	110	-
10/24/2021	12:37	KZ	1,511	1,365	5.0	-	30.0	61.4	112	-
10/24/2021	16:00	KZ	1,510	1,367	5.0	-	30.0	61.3	108	-

Table 10
Summary of System Two Operating Data

Colonial Pipeline Company
2020-L1-SR2448
Huntersville, North Carolina

Date	Time	Initials	Inlet Temperature (Deg. F)	Outlet Temperature (Deg. F)	Signal (V)	Flame Ox (Hz)	Flame Ox VFD Speed (%)	Blower VFD Speed (%)	Vacuum (Inches of H_2O)	Vacuum (Inches of Hg)
10/25/2021	7:33	JDS	1,503	1,368	5.0	-	30.0	62.5	110	-
10/25/2021	13:05	Jsh	1,502	1,364	5.0	-	30.0	60.3	118	-
10/25/2021	16:45	JDS	1,503	1,365	5.0	-	30.0	60.5	108	-
10/26/2021	8:10	JDS	1,600	1,450	5.0	-	30.0	62.7	110	-
10/26/2021	13:27	Jsh	1,397	1,300	5.0	-	30.0	48.2	74	-
10/26/2021	17:14	JDS	1,400	1,294	5.0	-	30.0	49.0	74	-
10/27/2021	7:29	JDS	1,404	1,299	5.0	-	30.0	49.5	74	-
10/27/2021	12:41	BC	1,400	1,294	5.0	-	30.0	48.6	76	-
10/27/2021	17:11	JDS	1,428	1,308	5.0	-	30.0	65.5	112	-
10/28/2021	7:26	BC	1,532	1,382	5.0	-	30.0	66.5	116	-
10/28/2021	12:05	JDS	1,422	1,304	5.0	-	30.0	66.1	118	-
10/28/2021	15:57	MT	1,482	1,331	5.0	-	30.0	66.1	114	-
10/29/2021	9:44	JSH	1,656	1,496	5.0	-	30.0	66.9	120	-
10/29/2021	15:51	Jsh	1,539	1,396	5.0	-	30.0	66.7	119	-
10/30/2021	8:00	BC	1,486	1,344	5.0	-	30.0	67.5	118	-
10/30/2021	12:47	BC	1,473	1,338	5.0	-	30.0	66.9	120	-
10/30/2021	16:35	BC	1,481	1,331	5.0	-	30.0	66.8	120	-
10/31/2021	8:10	KZ	1,487	1,351	5.0	-	30.0	67.3	116	-
10/31/2021	12:55	KZ	1,484	1,350	5.0	-	30.0	66.1	118	-
10/31/2021	16:40	KZ	1,497	1,365	5.0	-	30.0	66.7	119	-
11/1/2021	7:41	JDS	1,534	1,392	5.0	-	30.0	67.7	118	-
11/1/2021	16:01	JDS	1,454	1,330	5.0	-	30.0	66.6	118	-
11/2/2021	7:33	BC	1,520	1,385	5.0	-	30.0	68.0	118	-
11/2/2021	13:15	System Offline (generator service)								
11/2/2021	15:34	JDS	1,435	1,318	5.0	-	30.0	67.0	124	-
11/3/2021	8:23	JDS	1,451	1,332	5.0	-	30.0	69.4	126	-
11/3/2021	12:51	BC	1,428	1,303	5.0	-	30.0	68.8	126	-
11/3/2021	16:08	JDS	1,419	1,305	5.0	-	30.0	69.3	126	-
11/4/2021	7:36	JDS	1,487	1,362	5.0	-	30.0	68.8	125	-
11/4/2021	12:39	JDS	1,414	1,307	5.0	-	30.0	68.9	124	-

Table 10
Summary of System Two Operating Data

Colonial Pipeline Company
2020-L1-SR2448
Huntersville, North Carolina

Date	Time	Initials	Inlet Temperature (Deg. F)	Outlet Temperature (Deg. F)	Signal (V)	Flame Ox (Hz)	Flame Ox VFD Speed (%)	Blower VFD Speed (%)	Vacuum (Inches of H_2O)	Vacuum (Inches of Hg)
11/4/2021	16:04	JDS	1,429	1,317	5.0	-	30.0	68.6	128	-
11/5/2021	7:46	JDS	1,556	1,414	5.0	-	30.0	68.9	125	-
11/5/2021	13:03	Jsh	1,451	1,330	5.0	-	30.0	69.3	123	-
11/5/2021	16:35	Jsh	1,400	1,316	5.0	-	30.0	69.1	127	-
11/6/2021	8:38	Jsh	1,613	1,467	5.0	-	30.0	69.2	126	-
11/6/2021	12:37	Jsh	1,418	1,309	5.0	-	30.0	69.2	126	-
11/6/2021	16:05	Jsh	1,411	1,306	5.0	-	30.0	69.0	126	-
11/7/2021	8:40	KZ	1,454	1,332	5.0	-	30.0	68.9	126	-
11/7/2021	13:10	KZ	1,433	1,317	5.0	-	30.0	68.2	125	-
11/7/2021	15:38	KZ	1,436	1,315	5.0	-	30.0	68.1	125	-
11/8/2021	12:53	Jsh	1,460	1,340	5.0	-	30.0	67.8	126	-
11/8/2021	16:07	JDS	1,482	1,357	5.0	-	30.0	68.3	124	-
11/9/2021	7:35	JDS	1,556	1,416	5.0	-	30.0	68.8	123	-
11/9/2021	11:42	JDS	1,408	1,306	5.0	-	30.0	68.4	126	-
11/9/2021	16:12	JDS	1,402	1,288	5.0	-	30.0	72.9	314	-
11/10/2021	8:46	JDS	1,407	1,308	5.0	-	30.0	63.9	134	-
11/10/2021	11:57	JDS	1,407	1,288	5.0	-	30.0	72.4	134	-
11/10/2021	15:29	JDS	1,451	1,331	5.0	-	30.0	72.3	132	-
11/11/2021	9:07	JDS	1,463	1,339	5.0	-	30.0	73.3	133	-
11/11/2021	12:47	JDS	1,416	1,311	5.0	-	30.0	72.5	133	-
11/11/2021	16:00	KZ	1,416	1,307	5.0	-	30.0	72.5	133	-
11/12/2021	12:39	BC	1,453	1,322	5.0	-	30.0	72.2	133	-
11/12/2021	16:07	BC	1,488	1,346	5.0	-	30.0	72.7	134	-
11/13/2021	8:40	JDS	1,572	1,429	5.0	-	30.0	72.9	133	-
11/13/2021	12:39	JDS	1,467	1,340	5.0	-	30.0	72.1	132	-
11/13/2021	16:32	JDS	1,467	1,345	5.0	-	30.0	73.2	134	-
11/14/2021	9:00	KZ	1,508	1,377	5.0	-	30.0	73.2	134	-
11/14/2021	12:40	KZ	1,455	1,333	5.0	-	30.0	73.3	134	-
11/14/2021	16:40	KZ	1,461	1,336	5.0	-	30.0	73.4	134	-
11/15/2021	7:32	JDS	1,572	1,433	5.0	-	30.0	74.1	136	-

Table 10
Summary of System Two Operating Data

Colonial Pipeline Company
2020-L1-SR2448
Huntersville, North Carolina

Date	Time	Initials	Inlet Temperature (Deg. F)	Outlet Temperature (Deg. F)	Signal (V)	Flame Ox (Hz)	Flame Ox VFD Speed (%)	Blower VFD Speed (%)	Vacuum (Inches of H_2O)	Vacuum (Inches of Hg)
11/15/2021	13:18	Jsh	1,474	1,346	5.0	-	30.0	72.3	132	-
11/15/2021	15:56	JDS	1,479	1,352	5.0	-	30.0	72.7	132	-
11/16/2021	7:29	JDS	1,542	1,401	5.0	-	30.0	72.9	132	-
11/16/2021	15:58	JDS	1,434	1,319	5.0	-	30.0	72.4	132	-
11/17/2021	7:22	JDS	1,529	1,393	5.0	-	30.0	73.0	132	-
11/17/2021	11:13	JDS	1,458	1,338	5.0	-	30.0	71.8	130	-
11/17/2021	16:17	JDS	1,427	1,312	5.0	-	30.0	71.3	130	-
11/18/2021	7:25	JDS	1,440	1,325	5.0	-	30.0	72.5	130	-
11/18/2021	13:05	JDS	1,468	1,337	5.0	-	30.0	70.8	129	-
11/18/2021	16:25	JDS	1,407	1,302	5.0	-	30.0	71.0	130	-
11/19/2021	8:11	JDS	1,593	1,450	5.0	-	30.0	72.4	130	-
11/19/2021	11:53	JDS	1,406	1,309	5.0	-	30.0	71.5	132	-
11/19/2021	16:27	JDS	1,416	1,317	5.0	-	30.0	73.4	132	-
11/20/2021	9:05	CSM	1,516	1,335	5.0	-	30.0	73.5	132	-
11/20/2021	13:10	CSM	1,503	1,318	5.0	-	30.0	71.6	132	-
11/20/2021	16:37	CSM	1,391	1,306	5.0	-	30.0	73.1	132	-
11/21/2021	8:45	KZ	1,438	1,327	5.0	-	30.0	73.4	132	-
11/21/2021	12:30	KZ	1,411	1,310	5.0	-	30.0	73.2	132	-
11/21/2021	16:35	KZ	1,391	1,303	5.0	-	30.0	73.0	132	-
11/22/2021	7:36	Vh	1,410	1,313	5.0	-	30.0	72.5	131	-
11/22/2021	13:06	JDS	1,401	1,311	5.0	-	30.0	71.9	132	-
11/22/2021	16:12	MT	1,526	1,393	5.0	-	30.0	72.5	132	-
11/23/2021	7:21	BC	1,463	1,338	5.0	-	30.0	73.4	132	-
11/23/2021	16:01	JDS	1,409	1,307	5.0	-	30.0	73.3	133	-
11/24/2021	7:33	JDS	1,434	1,325	5.0	-	30.0	74.1	133	-
11/24/2021	11:27	JDS	1,410	1,311	5.0	-	30.0	74.3	134	-
11/24/2021	15:50	KZ	1,399	1,320	5.0	-	30.0	74.3	134	-
11/25/2021	7:22	JDS	1,484	1,359	5.0	-	30.0	74.0	132	-
11/25/2021	12:44	JDS	1,401	1,304	5.0	-	30.0	73.0	132	-
11/25/2021	16:37	JDS	1,404	1,311	5.0	-	30.0	72.3	130	-

Table 10
Summary of System Two Operating Data

Colonial Pipeline Company
2020-L1-SR2448
Huntersville, North Carolina

Date	Time	Initials	Inlet Temperature (Deg. F)	Outlet Temperature (Deg. F)	Signal (V)	Flame Ox (Hz)	Flame Ox VFD Speed (%)	Blower VFD Speed (%)	Vacuum (Inches of H_2O)	Vacuum (Inches of Hg)
11/26/2021	7:58	JDS	1,453	1,336	5.0	-	30.0	71.8	128	-
11/26/2021	11:31	JDS	1,402	1,308	5.0	-	30.0	71.7	130	-
11/26/2021	16:16	JDS	1,396	1,310	5.0	-	30.0	72.4	130	-
11/27/2021	7:58	JDS	1,426	1,325	5.0	-	30.0	72.8	130	-
11/27/2021	12:02	JDS	1,402	1,308	5.0	-	30.0	72.1	130	-
11/27/2021	15:56	JDS	1,406	1,304	5.0	-	30.0	72.4	130	-
11/28/2021	9:05	KZ	1,418	1,321	5.0	-	30.0	71.9	128	-
11/28/2021	12:35	KZ	1,389	1,300	5.0	-	30.0	71.8	129	-
11/28/2021	16:40	KZ	1,410	1,311	5.0	-	30.0	72.1	130	-
11/29/2021	7:28	BC	1,418	1,317	5.0	-	30.0	72.2	128	-
11/29/2021	11:45	System Offline								
11/29/2021	16:20	BC	1,410	1,324	5.0	-	30.0	62.1	98	-
11/30/2021	6:30	System Offline								
11/30/2021	14:15	BC	1,469	1,366	5.0	-	30.0	61.8	96	-
11/30/2021	17:15	MT	1,414	1,315	5.0	-	30.0	72.5	130	-
12/1/2021	8:43	Jsh	1,394	1,308	5.0	-	30.0	72.5	129	-
12/1/2021	12:50	JDS	1,405	1,301	5.0	-	30.0	71.5	130	-
12/1/2021	15:58	JDS	1,399	1,316	5.0	-	30.0	71.8	129	-
12/2/2021	8:03	JDS	1,444	1,329	5.0	-	30.0	71.2	127	-
12/2/2021	11:23	JDS	1,404	1,300	5.0	-	30.0	70.6	126	-
12/2/2021	16:01	JDS	1,403	1,304	5.0	-	30.0	70.3	126	-
12/3/2021	8:29	JDS	1,420	1,321	5.0	-	30.0	71.1	126	-
12/3/2021	12:55	JDS	1,400	1,301	5.0	-	30.0	69.9	127	-
12/3/2021	15:20	JDS	1,408	1,300	5.0	-	30.0	70.0	124	-
12/4/2021	7:50	JDS	1,403	1,310	5.0	-	30.0	72.2	130	-
12/4/2021	11:49	JDS	1,406	1,301	5.0	-	30.0	72.4	132	-
12/4/2021	15:51	JDS	1,396	1,308	5.0	-	30.0	70.0	123	-
12/5/2021	8:30	KZ	1,394	1,313	5.0	-	30.0	71.0	126	-
12/5/2021	13:00	KZ	1,402	1,321	5.0	-	30.0	70.9	126	-
12/5/2021	16:34	KZ	1,384	1,304	5.0	-	30.0	70.8	125	-

Table 10
Summary of System Two Operating Data

Colonial Pipeline Company
2020-L1-SR2448
Huntersville, North Carolina

Date	Time	Initials	Inlet Temperature (Deg. F)	Outlet Temperature (Deg. F)	Signal (V)	Flame Ox (Hz)	Flame Ox VFD Speed (%)	Blower VFD Speed (%)	Vacuum (Inches of H_2O)	Vacuum (Inches of Hg)
12/6/2021	7:33	JDS	1,407	1,305	5.0	-	30.0	71.4	127	-
12/6/2021	12:18	JDS	1,425	1,316	5.0	-	30.0	69.5	125	-
12/6/2021	16:35	BC	1,401	1,297	5.0	-	30.0	69.7	125	-
12/7/2021	8:12	Jsh	1,534	1,395	5.0	-	30.0	71.5	126	-
12/7/2021	12:48	JDS	1,397	1,304	5.0	-	30.0	71.2	128	-
12/7/2021	15:46	JDS	1,396	1,300	5.0	-	30.0	71.6	128	-
12/8/2021	8:24	JDS	1,528	1,390	5.0	-	30.0	71.3	128	-
12/8/2021	12:26	JDS	1,418	1,323	5.0	-	30.0	71.1	127	-
12/8/2021	16:12	JDS	1,407	1,299	5.0	-	30.0	71.1	128	-
12/9/2021	7:18	BC	1,431	1,319	5.0	-	30.0	71.8	125	-
12/9/2021	12:53	JDS	1,407	1,309	5.0	-	30.0	71.5	126	-
12/9/2021	15:27	JDS	1,406	1,301	5.0	-	30.0	73.0	130	-
12/10/2021	7:35	BC	1,408	1,301	5.0	-	30.0	73.1	130	-
12/10/2021	13:05	JDS	1,401	1,302	5.0	-	30.0	73.3	132	-
12/10/2021	16:45	JDS	1,425	1,320	5.0	-	30.0	73.9	132	-
12/11/2021	7:12	MT	1,395	1,302	5.0	-	30.0	73.3	130	-
12/11/2021	11:41	MT	1,408	1,318	5.0	-	30.0	72.1	129	-
12/11/2021	15:50	MT	1,413	1,409	5.0	-	30.0	71.1	130	-
12/12/2021	8:55	KZ	1,514	1,383	5.0	-	30.0	73.0	130	-
12/12/2021	13:00	KZ	1,397	1,307	5.0	-	30.0	73.1	132	-
12/12/2021	16:23	KZ	1,400	1,314	5.0	-	30.0	73.4	132	-
12/13/2021	7:22	BC	1,407	1,306	5.0	-	30.0	72.7	132	-
12/13/2021	11:46	JDS	1,405	1,306	5.0	-	30.0	73.3	132	-
12/13/2021	7:22	BC	1,407	1,306	5.0	-	30	72.7	132	-
12/13/2021	11:46	JDS	1,405	1,306	5.0	-	30	73.3	132	-
12/13/2021	16:44	JDS	1,419	1,308	5.0	-	30	73.6	132	-
12/14/2021	7:15	BC	1,410	1,299	5.0	-	25	75.0	134	-
12/14/2021	12:35	BC	1,468	1,334	5.0	-	24	74.0	134	-
12/14/2021	13:45	CSM	1,475	1,346	5.0	-	24	74.6	134	-
12/15/2021	7:16	BC	1,500	1,343	5.0	-	24	75.3	134	-

Table 10
Summary of System Two Operating Data

Colonial Pipeline Company
2020-L1-SR2448
Huntersville, North Carolina

Date	Time	Initials	Inlet Temperature (Deg. F)	Outlet Temperature (Deg. F)	Signal (V)	Flame Ox (Hz)	Flame Ox VFD Speed (%)	Blower VFD Speed (%)	Vacuum (Inches of H_2O)	Vacuum (Inches of Hg)
12/15/2021	12:34	JDS	1,445	1,324	5.0	-	24	74.4	134	-
12/15/2021	15:42	BC	1,446	1,318	5.0	-	24	74.9	135	-
12/16/2021	7:41	BC	1,521	1,370	5.0	-	24	75.0	135	-
12/16/2021	13:21	BC	1,427	1,304	5.0	-	24	73.9	135	-
12/16/2021	15:57	JDS	1,414	1,304	5.0	-	24	73.8	136	-
12/17/2021	7:14	BC	1,386	1,293	5.0	-	24	80.8	140	-
12/17/2021	12:06	JDS	1,391	1,291	5.0	-	25	78.6	140	-
12/17/2021	15:54	JDS	1,407	1,305	5.0	-	25	79.3	140	-
12/18/2021	7:38	JDS	1,428	1,313	5.0	-	25	79.4	140	-
12/18/2021	12:02	JDS	1,444	1,322	5.0	-	23	79.0	140	-
12/18/2021	15:52	JDS	1,442	1,322	5.0	-	23	79.0	140	-
12/19/2021	9:25	Kz	1,487	1,356	5.0	-	23	79.7	140	-
12/19/2021	13:20	Kz	1,484	1,351	5.0	-	23	79.9	140	-
12/19/2021	16:50	Kz	1,476	1,339	5.0	-	23	80.2	140	-
12/20/2021	7:19	JDS	1,524	1,379	5.0	-	23	80.6	140	-
12/20/2021	12:58	JDS	1,482	1,349	5.0	-	23	80.7	140	-
12/20/2021	15:28	JDS	1,472	1,337	5.0	-	23	80.9	140	-
12/21/2021	7:15	BC	1,556	1,400	5.0	-	23	80.2	140	-
12/21/2021	11:41	BC	1,556	1,407	5.0	-	23	80.2	140	-
12/21/2021	17:00	VJH	1,444	1,326	5.0	-	23	80.4	140	-
12/22/2021	7:14	BC	1,569	1,414	5.0	-	23	79.6	140	-
12/22/2021	11:16	JDS	1,489	1,360	5.0	-	23	79.6	140	-
12/22/2021	16:13	JDS	1,464	1,337	5.0	-	23	80.0	140	-
12/23/2021	7:28	MT	1,498	1,354	5.0	-	23	80.1	138	-
12/23/2021	12:54	BC	1,441	1,313	5.0	-	23	80.6	140	-
12/23/2021	15:40	JDS	1,419	1,310	5.0	-	23	80.6	140	-
12/24/2021	8:46	VJH	1,526	1,382	5.0	-	23	80.6	140	-
12/24/2021	13:01	VJH	1,420	1,312	5.0	-	23	80.1	140	-
12/24/2021	15:12	VJH	1,463	1,335	5.0	-	23	80.1	140	-
12/25/2021	8:13	VJH	1,393	1,288	5.0	-	23	79.9	140	-

Table 10
Summary of System Two Operating Data

Colonial Pipeline Company
2020-L1-SR2448
Huntersville, North Carolina

Date	Time	Initials	Inlet Temperature (Deg. F)	Outlet Temperature (Deg. F)	Signal (V)	Flame Ox (Hz)	Flame Ox VFD Speed (%)	Blower VFD Speed (%)	Vacuum (Inches of H_2O)	Vacuum (Inches of Hg)
12/25/2021	12:30	VJH	1,385	1,286	5.0	-	23	78.9	140	-
12/25/2021	15:15	VJH	1,396	1,286	5.0	-	23	79.0	140	-
12/26/2021	8:04	Jsh	1,402	1,300	5.0	-	23	79.8	140	-
12/26/2021	11:06	Jsh	1,482	1,353	5.0	-	23	78.8	140	-
12/26/2021	15:20	Jsh	1,453	1,333	5.0	-	23	79.0	136	-
12/27/2021	7:55	JDS	1,556	1,402	5.0	-	23	79.8	140	-
12/27/2021	11:50	JDS	1,400	1,293	5.0	-	23	70.3	115	-
12/27/2021	15:37	MT	1,411	1,280	5.0	-	23	70.1	115	-
12/28/2021	7:14	JDS	1,345	1,247	5.0	-	23	70.9	116	-
12/28/2021	12:54	JDS	1,401	1,328	5.0	-	30	66.2	108	-
12/28/2021	15:37	VJH	1,477	1,388	5.0	-	30	75.4	138	-
12/29/2021	7:22	JDS	1,409	1,310	5.0	-	23	80.8	140	-
12/29/2021	11:46	JDS	1,402	1,311	5.0	-	23	79.6	140	-
12/29/2021	15:40	JDS	1,444	1,330	5.0	-	23	79.7	140	-
12/30/2021	7:49	JDS	1,444	1,330	5.0	-	23	80.0	140	-
12/30/2021	12:47	CSM	1,419	1,330	5.0	-	23	79.8	140	-
12/30/2021	14:47	System Offline (generator service)								
12/30/2021	15:25	MT	1,423	1,303	5.0	-	25	80.3	140	-
12/31/2021	8:42	JSH	1,473	1,343	5.0	-	23	80.4	140	-
12/31/2021	11:57	Jsh	1,434	1,319	5.0	-	23	79.5	140	-
12/31/2021	15:36	Jsh	1,454	1,324	5.0	-	23	79.3	140	-
1/1/2022	8:55	Jsh	1,449	1,327	5.0	-	23	79.4	140	-
1/1/2022	11:55	Jsh	1,463	1,336	5.0	-	23	78.8	140	-
1/1/2022	14:33	Jsh	1,469	1,337	5.0	-	23	78.6	140	-
1/2/2022	8:45	KZ	1,502	1,360	5.0	-	23	79.4	140	-
1/2/2022	12:29	KZ	1,523	1,381	5.0	-	23	79.8	140	-
1/2/2022	16:50	KZ	1,524	1,374	5.0	-	23	80	139	-
1/3/2022	7:26	VH	1,680	1,510	5.0	-	23	81	140	-
1/3/2022	11:18	JDS	1,702	1,535	5.0	-	23	81.6	140	-
1/3/2022	16:17	Jsh	1,630	1,473	5.0	-	23	82.2	140	-

Table 10
Summary of System Two Operating Data

Colonial Pipeline Company
2020-L1-SR2448
Huntersville, North Carolina

Date	Time	Initials	Inlet Temperature (Deg. F)	Outlet Temperature (Deg. F)	Signal (V)	Flame Ox (Hz)	Flame Ox VFD Speed (%)	Blower VFD Speed (%)	Vacuum (Inches of H_2O)	Vacuum (Inches of Hg)
1/4/2022	7:31	JDS	1,689	1,508	5.0	-	23	82.4	140	-
1/4/2022	12:52	JDS	1,610	1,454	5.0	-	23	82.5	140	-
1/4/2022	15:23	Jsh	1,555	1,410	5.0	-	23	81.3	140	-
1/5/2022	7:21	BC	1,673	1,493	5.0	-	23	81.2	140	-
1/5/2022	12:04	JDS	1,576	1,423	5.0	-	23	80.5	140	-
1/5/2022	15:37	Jsh	1,562	1,406	5.0	-	23	80	140	-
1/6/2022	7:30	JDS	1,694	1,510	5.0	-	23	80	139	-
1/6/2022	12:25	JDS	1,550	1,402	5.0	-	23	79.8	139	-
1/6/2022	16:35	BC	1,536	1,382	5.0	-	23	79.7	140	-
1/7/2022	7:20	BC	1,656	1,484	5.0	-	23	80	140	-
1/7/2022	12:18	MT	1,559	1,407	5.0	-	23	79.8	140	-
1/7/2022	15:39	JDS	1,520	1,383	5.0	-	23	81	140	-
1/8/2022	7:40	JDS	1,576	1,424	5.0	-	23	81	140	-
1/8/2022	12:18	JDS	1,526	1,380	5.0	-	23	80.8	140	-
1/8/2022	15:34	JDS	1,467	1,344	5.0	-	23	80.7	140	-
1/9/2022	8:16	KZ	1,559	1,336	5.0	-	23	80.9	140	-
1/9/2022	12:20	KZ	1,460	1,340	5.0	-	23	80.8	139	-
1/9/2022	16:05	KZ	1,478	1,340	5.0	-	23	80.1	140	-
1/10/2022	7:25	BC	1,575	1,423	5.0	-	23	80.6	140	-
1/10/2022	12:34	JDS	1,529	1,393	5.0	-	23	80.9	140	-
1/10/2022	15:35	JDS	1,523	1,386	5.0	-	23	81.1	140	-
1/11/2022	7:29	BC	1,600	1,441	5.0	-	23	81.3	140	-
1/11/2022	13:02	Kz	1,512	1,375	5.0	-	23	81.7	140	-
1/11/2022	15:55	JDS	1,497	1,359	5.0	-	23	81.7	140	-
1/12/2022	7:39	JDS	1,590	1,438	5.0	-	23	81.2	140	-
1/12/2022	12:04	BC	1,494	1,355	5.0	-	23	81.1	140	-
1/12/2022	13:19	JDS	1,488	1,352	5.0	-	23	80.8	136	-
1/12/2022	15:39	JDS	1,481	1,353	5.0	-	23	81	116	-
1/13/2022	7:29	BC	1,599	1,435	5.0	-	23	80.4	80	-
1/13/2022	12:22	JDS	1,502	1,363	5.0	-	23	80.5	127	-

Table 10
Summary of System Two Operating Data

Colonial Pipeline Company
2020-L1-SR2448
Huntersville, North Carolina

Date	Time	Initials	Inlet Temperature (Deg. F)	Outlet Temperature (Deg. F)	Signal (V)	Flame Ox (Hz)	Flame Ox VFD Speed (%)	Blower VFD Speed (%)	Vacuum (Inches of H_2O)	Vacuum (Inches of Hg)
1/13/2022	15:38	JDS	1,481	1,352	5.0	-	23	80.2	119	-
1/14/2022	7:20	BC	1,609	1,440	5.0	-	23	80.2	90	-
1/14/2022	11:44	JDS	1,405	1,305	5.0	-	23	79.8	126	-
1/14/2022	15:27	MT	1,396	1,299	5.0	-	23	78.9	126	-
1/15/2022	8:02	MT	1,418	1,305	5.0	-	23	80.7	80	-
1/15/2022	12:50	BC	1,406	1,312	5.0	-	23	81	104	-
1/15/2022	16:20	BC	1,403	1,292	5.0	-	23	80.9	100	-
1/16/2022	System down due to winter storm									
1/17/2022	System down due to winter storm									
1/18/2022	13:05	BC	1,518	1,380	5.0	-	25	81.2	130	-
1/18/2022	16:00	MT	1,490	1,365	5.0	-	25	81.8	118	-
1/19/2022	7:25	BC	1,475	1,359	5.0	-	25	81.4	85	-
1/19/2022	12:48	MT	1,462	1,353	5.0	-	25	81.5	125	-
1/19/2022	16:45	BC	1,430	1,316	5.0	-	25	81.2	118	-
1/20/2022	7:21	BC	1,410	1,299	5.0	-	25	81.2	102	-
1/20/2022	11:58	BC	1,402	1,312	5.0	-	25	81.2	110	-
1/20/2022	3:59	MT	1,401	1,304	5.0	-	25	81.4	100	-
1/21/2022	System down due to generator issues									
1/22/2022	System down due to generator issues									
1/23/2022	System down due to generator issues									
1/24/2022	11:53	JDS	1,583	1,435	5.0	-	25	81.6	137	-
1/24/2022	16:39	BC	1,540	1,390	5.0	-	25	80.7	115	-
1/25/2022	7:17	JDS	1,548	1,403	5.0	-	25	80.3	96	-
1/25/2022	12:34	JDS	1,445	1,345	5.0	-	25	80.1	143	-
1/25/2022	16:08	JDS	1,468	1,354	5.0	-	25	80.5	139	-
1/26/2022	7:17	JDS	1,567	1,419	5.0	-	25	80.8	110	-
1/26/2022	15:40	JDS	1,415	1,307	5.0	-	25	71.4	88	-
1/27/2022	16:56	JDS	1,413	1,343	5.0	-	35	82.1	100	-
1/28/2022	7:23	BC	1,408	1,308	5.0	-	28	80.6	85	-
1/28/2022	13:00	BC	1,407	1,327	5.0	-	28	80.7	115	-

Table 10
Summary of System Two Operating Data

Colonial Pipeline Company
2020-L1-SR2448
Huntersville, North Carolina

Date	Time	Initials	Inlet Temperature (Deg. F)	Outlet Temperature (Deg. F)	Signal (V)	Flame Ox (Hz)	Flame Ox VFD Speed (%)	Blower VFD Speed (%)	Vacuum (Inches of H_2O)	Vacuum (Inches of Hg)
1/28/2022	15:16	MT	1,412	1,301	5.0	-	28	80.3	116	-
1/29/2022	System down due to winter storm									
1/29/2022	16:20	JDS	1,444	1,346	5.0	-	30	80.7	92	-
1/30/2022	8:50	Kz	1,480	1,357	5.0	-	25	81.1	80	-
1/30/2022	12:30	Kz	1,430	1,315	5.0	-	25	80.6	125	-
1/30/2022	16:30	Kz	1,398	1,316	5.0	-	25	80.2	115	-
1/31/2022	7:19	BC	1,485	1,352	5.0	-	25	80.9	80	-
1/31/2022	12:58	JDS	1,407	1,309	5.0	-	25	80.6	135	-
1/31/2022	17:00	JDS	1,411	1,314	5.0	-	23	81.6	120	-
2/1/2022	7:15	JDS	1,465	1,343	5.0	-	23	81.7	80	-
2/1/2022	12:05	JDS	1,403	1,307	5.0	-	23	81.7	131	-
2/2/2022	7:13	JDS	1,410	1,313	5.0	-	30	81.4	77	-
2/2/2022	11:43	JDS	1,400	1,317	5.0	-	25	80.9	115	-
2/2/2022	16:21	JDS	1,406	1,319	5.0	-	23	81.4	120	-
2/3/2022	7:37	BC	1,404	1,302	5.0	-	23	80.5	100	-
2/3/2022	12:39	JDS	1,402	1,306	5.0	-	23	80.8	110	-
2/3/2022	16:11	BC	1,401	1,296	5.0	-	23	80.9	110	-
2/4/2022	7:22	BC	1,480	1,339	5.0	-	23	80.9	125	-
2/4/2022	12:14	BC	1,462	1,330	5.0	-	23	80.8	130	-
2/4/2022	15:40	CSM	1,442	1,330	5.0	-	23	80.8	130	-
2/5/2022	8:05	MT	1,562	1,411	5.0	-	23	81.7	75	-
2/5/2022	11:04	MT	1,519	1,372	5.0	-	23	80.9	125	-
2/5/2022	16:06	MT	1,421	1,315	5.0	-	23	82.3	108	-
2/6/2022	8:52	Kz	1,530	1,393	5.0	-	23	82.1	110	-
2/6/2022	13:45	Kz	1,416	1,320	5.0	-	23	81.2	125	-
2/6/2022	16:36	Kz	1,415	1,332	5.0	-	23	82.1	105	-
2/7/2022	7:20	JDS	1,544	1,400	5.0	-	23	81.4	90	-
2/7/2022	11:44	Rdc	1,510	1,377	5.0	-	23	81.3	100	-
2/7/2022	16:40	BC	1,491	1,393	5.0	-	23	80.5	100	-
2/8/2022	7:14	Jfo	1,560	1,412	5.0	-	23	81.3	95	-

Table 10
Summary of System Two Operating Data

Colonial Pipeline Company
2020-L1-SR2448
Huntersville, North Carolina

Date	Time	Initials	Inlet Temperature (Deg. F)	Outlet Temperature (Deg. F)	Signal (V)	Flame Ox (Hz)	Flame Ox VFD Speed (%)	Blower VFD Speed (%)	Vacuum (Inches of H_2O)	Vacuum (Inches of Hg)
2/8/2022	12:54	JDS	1,506	1,371	5.0	-	23	82.5	100	-
2/8/2022	17:35	JDS	1,416	1,327	5.0	-	23	82.6	136	-
2/9/2022	7:17	JDS	1,472	1,348	5.0	-	23	82.5	160	-
2/10/2022	16:16	JDS	1,537	1,392	5.0	-	23	78.6	150	-
2/11/2022	7:33	JDS	1,522	1,377	5.0	-	23	79.6	71	-
2/11/2022	12:24	Jfo	1,501	1,367	5.0	-	23	78.6	140	-
2/11/2022	15:32	Jfo	1,465	1,350	5.0	-	23	78.4	135	-
2/12/2022	8:30	VJH	1,511	1,377	5.0	-	23	77.7	105	-
2/12/2022	12:21	VJH	1,436	1,337	5.0	-	23	77.4	140	-
2/12/2022	15:49	VJH	1,435	1,335	5.0	-	23	77.3	140	-
2/13/2022	8:50	Kz	1,452	1,346	5.0	-	23	77.5	80	-
2/13/2022	12:50	Kz	1,559	1,405	5.0	-	23	77.7	83	-
2/13/2022	16:02	Kz	1,537	1,386	5.0	-	23	77.6	89	-
2/14/2022	7:34	JDS	1,577	1,423	5.0	-	23	78.1	65	-
2/14/2022	13:01	Rdc	1,530	1,381	5.0	-	23	78.3	119	-
2/14/2022	16:45	BC	1,530	1,377	5.0	-	23	78.4	100	-

Notes:
Deg. F - Degrees Fahrenheit
Flame Ox - Flame Oxidation Unit
O&M - Operation and Maintenance
VFD - Variable Frequency Drive
% - Percent
V- Voltage
Hz- Hertz
H_2O - Water
Hg - Mercury

Table 11
Summary of Thermal Oxidizer Sampling Results

Colonial Pipeline Company
2020-L1-2448
Huntersville, North Carolina

Lab Report	Sample ID	Sample Date	Volatile Organic Compounds (EPA Method TO-15) (mg/m^3)																													
			Gasoline Range Organics	Acetone	Benzene	Benzyl chloride	2-Butanone (MEK)	Carbon tetrachloride	Chloromethane	Cyclohexane	1,4-Dichlorobenzene	1,1-Dichloroethene	Ethanol	Ethylbenzene	4-Ethyltoluene	n-Heptane	n-Hexane	Isopropylbenzene (Cumene	2-Butanone (MEK)	Methyl methacrylate	Methyl-tert-butyl ether	2-Propanol	Propylene	Styrene	Tetrachloroethene	THC as Gas	Toluene	1,2,4-Trimethylbenzene	1,3,5-Trimethylbenzene	2,2,4-Trimethylpentane	Vinyl acetate	m&p-Xylene	o-Xylene
System 1 Influent Sample Results																																
92512637	System 1 Influent	12/17/2020	**20,400**	<2.38	**326**	<0.831	<2.95	<1.01	<0.33	**451**	<0.962	<0.634	**5.54**	**49.0**	**16.7**	**330**	**2,590**	**2.13**	<2.95	<0.655	<0.577	**5.16**	<0.551	<0.681	<1.09	NA	**580**	**10.6**	**5.06**	**1,510**	<0.563	**151**	**46.0**
92513299	North Influent	12/22/2020	**34,700**	NA	NA	NA	NA	NA	NA	NA	NA	NA	NA	NA	NA	NA	NA	NA	NA	NA	NA	NA	NA	NA	NA	NA	NA	NA	NA	NA	NA	NA	NA
92516105	System 1 Influent	01/12/2021	**22,400**	<1.19	**140**	<0.416	<1.47	<0.504	<0.165	**165**	<0.481	<0.317	**2.36**	**22.7**	**4.66**	**155**	**1,060**	**1.34**	<1.47	<0.328	<0.288	**1.78**	<0.276	<0.34	<0.543	NA	**228**	**2.51**	**1.29**	**1,980**	<0.282	**121**	**18.0**
92518465	SYSTEM 1 INFLUENT	01/26/2021	**13,100**	<0.594	**287**	<0.208	<0.737	<0.252	<0.0826	**348**	<0.24	<0.159	**0.91**	**26.1**	**5.64**	**374**	**2,410**	**0.85**	<0.737	<0.164	<0.144	**2.45**	<0.138	<0.17	<0.272	NA	**478**	**2.85**	**1.50**	**1,320**	<0.141	**75.9**	**21.1**
92520512	System 1 Influent	02/05/2021	**32,300**	<0.238	**623**	<0.0831	<0.295	<0.101	<0.033	**857**	<0.0962	<0.0634	<0.095	**68.1**	**15.4**	**487**	**5,850**	**2.29**	<0.295	<0.0655	<0.0577	**1.34**	<0.0551	<0.0681	<0.109	NA	**1,100**	**7.90**	**4.15**	**3,740**	<0.0563	**185**	**49.9**
92527774	System 1 Influent	03/16/2021	**17,600**	<5.94	**323**	<2.08	<7.37	<2.52	<0.826	**382**	<2.4	<1.59	**9.67**	**39.5**	**9.08**	**425**	**3,050**	<1.97	<7.37	<1.64	<1.44	<6.15	<1.38	<1.7	<2.72	NA	**678**	**5.10**	**2.46**	**1,960**	<1.41	**121**	**35.2**
92529663	System 1 - North Inf.	03/25/2021	**12,500**	<2.38	**219**	<0.831	<2.95	<1.01	<0.33	**264**	<0.962	<0.634	**13.4**	**21.5**	<0.785	**311**	**4,830**	<0.787	<2.95	<0.655	<0.577	<2.46	<0.551	<0.681	<1.09	NA	<1,880	**1.82**	**1.10**	**2,370**	<0.563	**59.8**	**16.7**
92530260	System 1 Influent	03/30/2021	**20,400**	<5.94	**358**	<2.08	<7.37	<2.52	**23.1**	**399**	<2.4	<1.59	**3.79**	**61.1**	**15.8**	**544**	**2,980**	**2.21**	<7.37	<1.64	<1.44	<6.15	<1.38	<1.7	<2.72	NA	**799**	**9.33**	**4.68**	**2,100**	<1.41	**187**	**55.5**
92531390	System 1 Influent	04/06/2021	**16,900**	**44.2**	**301**	<4.16	<14.7	<5.04	<1.65	**365**	<4.81	<3.17	**206**	**55.1**	**19.9**	**438**	**2,780**	<3.93	<14.7	<3.28	<2.88	**129**	<2.76	<3.4	<5.43	NA	**731**	**13.3**	**6.43**	**1,710**	<2.82	**173**	**55.1**
92534088	System 1 Influent	04/20/2021	**17,700**	<2.97	**556**	<1.04	<3.69	<1.26	<0.413	**651**	<1.2	<0.793	**2.55**	**63.7**	**15.1**	**371**	**4,440**	**2.17**	<3.69	<0.819	<0.721	<3.07	<0.689	<0.851	<1.36	NA	**1,170**	**8.44**	**4.28**	**2,990**	<0.704	**184**	**53.3**
92535338	System 1 Influent	04/27/2021	**30,900**	<5.94	**546**	**2.41**	<7.37	<2.52	<0.826	**589**	<2.4	<1.59	<2.38	**76.7**	**4.56**	**687**	**3,980**	**2.26**	<7.37	<1.64	<1.44	<6.15	<1.38	<1.7	<2.72	NA	**942**	**8.44**	**4.50**	**2,730**	<1.41	**219**	**64.2**
92537306	SYSTEM 1 INFLUENT	05/06/2021	**46,700**	<11.9	**703**	<4.16	<14.7	<5.04	<1.65	**785**	<4.81	<3.17	**57.1**	**86.3**	**18.4**	**802**	**5,710**	<3.93	<14.7	<3.28	<2.88	**43.5**	<8.61	<3.4	<5.43	NA	**1,500**	**10.6**	**5.60**	**3,610**	<2.82	**244**	**71.1**
92537972	System_1_Influent	05/11/2021	**34,200**	**16.0**	**668**	<4.16	<14.7	<5.04	<1.65	**809**	<4.81	<3.17	**21.1**	**98.8**	<3.93	**969**	**5,680**	<3.93	<14.7	<3.28	<2.88	**16.2**	<8.61	<3.4	<5.43	NA	**1,750**	**11.5**	**5.84**	**4,230**	<2.82	**307**	**91.5**
92539343	System_1_Influent	05/18/2021	**24,500**	<11.9	**466**	<4.16	<14.7	**88.2**	<1.65	**513**	<4.81	<3.17	**20.6**	**77.6**	**6.18**	**605**	**4,230**	**2.67**	<14.7	<3.28	<2.88	<12.3	<8.61	**2.11**	**107**	NA	**1,420**	**12.4**	**6.43**	**2,980**	<2.82	**224**	**69.8**
92540600	SYSTEM 1 INFLUENT	05/24/2021	<1,650	<5.94	<1.28	<2.08	<7.37	<2.52	<0.826	<1.38	<2.4	<1.59	<4.71	<1.73	<1.96	<1.64	<44.4	<1.97	<7.37	<1.64	<1.44	<6.15	<4.3	<1.7	<2.72	NA	<37.7	<1.96	<1.96	<18.7	<1.41	<3.47	<1.73
92541573	System_1_Influent	06/01/2021	**33,500**	**21.8**	**687**	<4.16	<14.7	<5.04	<1.65	**792**	<4.81	<3.17	**42.2**	**122**	**34.1**	**1,000**	**4,970**	**4.62**	<14.7	<3.28	<2.88	**29.3**	<8.61	<3.4	<5.43	NA	**2,030**	**18.7**	**9.18**	**4,060**	**60.9**	**379**	**114**
92543074	SYSTEM-1-INFLUENT	06/08/2021	<16.5	<0.00297	<0.0128	<0.00104	<0.00369	<0.00126	<0.000413	<0.0138	<0.0012	<0.000793	<0.00236	<0.0173	<0.0196	<0.0164	<0.0444	<0.000983	<0.00369	<0.000819	<0.000721	<0.00307	<0.00215	<0.000851	<0.00136	NA	<0.0377	<0.0196	<0.0196	<0.0187	<0.000704	<0.0347	<0.0173
92544281	System_1_Influent	06/15/2021	**40,600**	**21.2**	**514**	<2.08	<7.37	<2.52	<0.826	**644**	<2.4	<1.59	**52.4**	**75.9**	**19.9**	**859**	**4,690**	**3.35**	<7.37	<1.64	<1.44	**20.2**	<4.3	<1.7	<2.72	NA	**1,160**	**10.6**	**6**	**3,680**	<1.41	**213**	**64.2**
92549132	SYSTEM_1_INFLUENT	07/13/2021	**3,140**	<5.94	**58.1**	<2.08	<7.37	<2.52	<0.826	**68.2**	<2.4	<1.59	<4.71	**13.4**	**2.12**	**80.2**	**395**	<1.97	<7.37	<1.64	<1.44	<6.15	<4.3	<1.7	<2.72	NA	**183**	<1.96	<1.96	**324**	<1.41	**36.0**	**11.4**
92555633	SYSTEM_1_INFLUENT	08/16/2021	**3,250**	<0.238	**45.0**	<0.0831	<0.295	<0.101	<0.033	**55.4**	<0.0962	<0.0634	**1.35**	**4.11**	**0.844**	**67.9**	**346**	**0.159**	<0.295	<0.0655	<0.0577	**1.01**	<0.172	<0.0681	**0.183**	NA	**88.5**	**0.53**	**0.262**	**285**	<0.0563	**11.7**	**3.28**
92560980	SYSTEM 1 INFLUENT	09/14/2021	**12,400**	<2.38	**194**	<0.831	**0.74**	<1.01	<0.33	**206**	<0.962	<0.634	**2.11**	**38.9**	**10.7**	**283**	**1,410**	**1.60**	**0.74**	<0.655	<0.577	**15.8**	<1.72	<0.681	**0.98**	NA	**554**	**5.64**	**2.97**	**1,140**	<0.563	**113**	**34.8**
92566319	SYSTEM_1_INFLUENT	10/12/2021	**11,500**	**675**	**229**	<0.416	<1.47	<0.504	<0.165	**253**	<0.481	<0.317	**1.19**	**51.6**	**4.06**	**369**	**1,360**	**2.02**	<1.47	<0.328	<0.288	**420**	<0.861	<0.34	<0.543	NA	**840**	**8.79**	**4.37**	<0.374	<0.282	**154**	**49.0**
92570757	SYSTEM_1_INFLUENT	11/04/2021	**17,300**	<5.94	**293**	<2.08	<7.37	<2.52	<0.826	**324**	<2.4	<1.59	**1.94**	**61.6**	**14.4**	**450**	**2,930**	**2.39**	<7.37	<1.64	<1.44	**22.0**	<4.3	<1.7	<2.72	NA	**904**	**7.21**	**4.17**	**2,260**	<1.41	**183**	**53.8**
92576152	SYSTEM_1_INFLUENT	12/07/2021	**23,500**	<2.38	**364**	<0.831	<2.950	<1.010	<0.330	**461**	<0.962	<0.634	**2.06**	**75.9**	**3.70**	**560**	**2,860**	**2.59**	<2.95	<0.655	<0.577	**11.1**	<1.72	<0.681	<1.09	NA	**915**	**7.31**	**4.16**	**2,330**	<0.563	**213**	**65.5**
92580770	SYSTEM_1_INFLUENT	01/04/2022	**446**	<0.238	**7.63**	<0.0831	<0.295	<0.101	<0.033	**8.54**	<0.0962	<0.0634	**0.775**	**1.17**	**0.179**	**10.6**	**65.6**	**0.0624J**	<0.295	<0.0655	<0.0577	**2.61**	<0.172	<0.0681	<0.109	NA	**17.6**	**0.473**	**0.200**	**51.4**	<0.563	**3.43**	**1.22**
92580771	SYSTEM_1_INFLUENT	02/01/2022	**14,400**	**3.45**	**242**	<2.08	<7.37	<2.52	<0.826	**271**	<2.4	<1.59	<4.71	**49.4**	**10**	**371**	**1,810**	**1.7**	<7.37	<1.64	**1.75**	**21.5**	<4.3	<1.7	<2.72	NA	**731**	**5.15**	**2.97**	**1,560**	<1.41	**149**	**41.5**
System 2 Influent Sample Results																																
92499223	South Effluent	10/07/2020	NA	<9.74	**4.81**	NA	<4.84	<2.06	<0.677	**14.2**	<4.94	<1.3	NA	**3.68**	<4.03	**9.32**	**32.5**	NA	<4.84	NA	<5.9	NA	<0.564	<1.4	<1.11	**1,240**	**24.5**	**1.87**	<1.61	NA	<1.15	**12.7**	**4.30**
92501356	SOUTH INFLUENT	10/20/2020	NA	<9.74	**41.6**	NA	<4.84	<2.06	<0.677	**310**	<4.94	<1.3	NA	**18.9**	<4.03	**105**	**912**	NA	<4.84	NA	<5.9	NA	<0.564	<1.4	<1.11	**17,400**	**150**	**7.22**	**2.94**	NA	<1.15	**63.7**	**20.3**
92501691	South Influent	10/22/2020	NA	<9.74	**27.2**	NA	<4.84	<2.06	<0.677	**155**	<4.94	<1.3	NA	**11.2**	<4.03	**70.1**	**679**	NA	<4.84	NA	<5.9	NA	<0.564	<1.4	<1.11	**12,800**	**96.5**	**5.06**	**2.10**	NA	<1.15	**37.8**	**12.3**
92502469	South Effluent	10/27/2020	**3,410**	<5.94	**23.5**	<2.08	<7.37	<2.52	<0.826	<1.38	<2.4	<1.59	<2.38	**7.80**	**2.01**	**42.1**	**395**	<1.97	<7.37	<1.64	<1.44	<6.15	<1.38	<1.7	<2.72	NA	**77.6**	**2.39**	<1.96	**282**	<1.41	**23.2**	**8.06**
92502982	SOUTH INFLUENT	10/29/2020	**2,870**	<5.94	**22.1**	<2.08	<7.37	<2.52	<0.826	**47.5**	<2.4	<1.59	<2.38	**7.33**	**3.24**	**61.8**	**317**	<1.97	<7.37	<1.64	<1.44	<6.15	<1.38	<1.7	<2.72	NA	**68.2**	**2.20**	<1.96	**208**	<1.41	**22.6**	**7.33**
92503969	THERMOX EFFLUENT	11/04/2020	**4,100**	<5.94	**47.0**	<2.08	<7.37	<2.52	<0.826	**107**	<2.4	<1.59	<2.38	**9.49**	**4.06**	**55.2**	**624**	<1.97	<7.37	<1.64	<1.44	<6.15	<1.38	<1.7	<2.72	NA	**133**	**2.74**	<1.96	**401**	<1.41	**29.9**	**10.1**
92504601	Thermox Influent	11/06/2020	**15,700**	<2.38	**100**	<0.831	<2.95	<1.01	<0.33	**172**	<0.962	<0.634	<0.95	**36.8**	**21.2**	**207**	**814**	<0.787	<2.95	<0.655	<0.577	<2.46	<0.551	<0.681	<1.09	NA	**159**	**23.4**	<0.785	**556**	<0.563	**112**	**30.0**
92505172	South Influent	11/10/2020	**12,400**	<5.94	**110**	<2.08	<7.37	<2.52	<0.826	**205**	<2.4	<1.59	**5.77**	**22.5**	**8.10**	**243**	**1,450**	<1.97	<7.37	<1.64	<1.44	<6.15	<1.38	<1.7	<2.72	NA	**257**	**4.96**	**2.49**	**869**	<1.41	**69.4**	**21.9**
92506000	South Influent	11/13/2020	**10,600**	<2.38	**145**	<0.831	<2.95	<1.01	<0.33	**527**	<0.962	<0.634	**6.77**	**21.2**	**5.99**	**255**	**2,210**	**0.94**	<2.95	<0.655	<0.577	**3.27**	<0.551	<0.681	<1.09	NA	**375**	**3.08**	**1.68**	**1,360**	<0.563	**66.8**	**20.1**
92506477	SOUTH INFLUENT	11/17/2020	**7,350**	<1.19	**176**	<0.416	<1.47	<0.504	<0.165	**327**	<0.481	<0.317	<0.475	**24.8**	<0.393	**310**	**2,130**	**1.21**	<1.47	<0.328	<0.288	**2.73**	<0.276	<0.34	<0.543	NA	**355**	**3.29**	**1.87**	**1,470**	<0.282	**69.4**	**21.4**
92509061	SOUTH THERMOX INFLUENT	12/02/2020	**11,800**	<5.94	**184**	<2.08	<7.37	<2.52	<0.826	**271**	<2.4	<1.59	<2.38	**26.7**	<1.96	**236**	**546**	<1.97	<7.37	<1.64	<1.44	<6.15	<1.38	<1.7	<2.72	NA	**426**	**3.22**	<1.96	**359**	<1.41	**78.5**	**21.3**
92510193	South Influent_20201208	12/08/2020	**2,520**	<1.19	**36.1**	<0.416	<1.47	<0.504	<0.165	**57.5**	<0.481	<0.317	**1.98**	**6.46**	**1.74**	**41.3**	**391**	<0.393	<1.47	<0.328	**0.382**	**3.10**	<0.276	<0.34	<0.543	NA	**94.9**	**1.06**	**0.58**	**286**	<0.282	**19.1**	**5.55**
92511085	South Influent	12/10/2020	**9,910**	**72.0**	**161**	<0.831	<2.95	<1.01	<0.33	**204**	<0.962	<0.634	**3.77**	**21.2**	**5.45**	**204**	**2,070**	**0.81**	<2.95	<0.655	<0.577	**5.48**	<0.551	<0.681	**6.23**	NA	**300**	**3.03**	**1.58**	**1,180**	<0.563	**62.4**	**18.3**
92511819	System 2 Influent	12/15/2020	**12,100**	<5.94	**226**	<2.08	<7.37	<2.52	<0.826	**294**	<2.4	<1.59	**3.49**	**28.9**	**6.72**	**235**	**2,190**	<1.97	<7.37	<1.64	**1.88**	**7.94**	<1.38	<1.7	<2.72	NA	**463**	**3.71**	**2.00**	**1,390**	<1.41	**86.3**	**24.1**
92512637	System 2 Influent	12/17/2020	**12,700**	<5.94	**210**	<2.08	<7.37	<2.52	<0.826	**260**	<2.4	<1.59	**4.05**	**26.6**	**7.21**	**267**	**1,350**	<1.97	<7.37	<1.64	<1.44	**11.8**	<1.38	<1.7	<2.72	NA	**411**	**5.64**	**2.73**	**836**	<1.41	**72.8**	**20.3**
92513299	South Influent	12/22/2020	**7,060**	NA	NA	NA	NA	NA	NA	NA	NA	NA	NA	NA	NA	NA	NA	NA	NA	NA	NA	NA	NA	NA	NA	NA	NA	NA	NA	NA	NA	NA	NA
92518465	SYSTEM 2 INFLUENT	01/26/2021	**785**	<0.238	**17.5**	<0.0831	<0.295	<0.101	<0.033	**21.4**	<0.0962	<0.0634	**1.10**	**2.27**	**0.54**	**22.2**	**1,920**	**0.0806**	<0.295	<0.0655	<0.0577	<0.246	<0.0551	<0.0681	**0.435**	NA	**370**	**0.306**	**0.167**	**1,210**	<0.0563	**6.63**	**1.87**
92520512	System 2 Influent	02/05/2021	**13,400**	<0.238	**247**	<0.0831	<0.295	<0.101	<0.033	**286**	<0.0962	<0.0634	<0.095	**31.2**	**10.4**	**189**	**2,130**	**1.39**	<0.295	<0.0655	<0.0577	**2.04**	<0.0551	<0.0681	<0.109	NA	**531**	**5.79**	**2.87**	**1,300**	<0.0563	**86.7**	**30.3**
92521189	SYSTEM INFLUENT	02/09/2021	NA	<0.238	**406**	<0.0831	<0.295	<0.101	<0.033	**496**	<0.0962	<0.0634	<0.095	**71.1**	**14.7**	**474**	**1,690**	**1.99**	<0.295	<0.0655	<0.0577	**1.04**	<0.0551	<0.0681	<0.109	NA	**429**	**8.25**	**4.18**	**1,120**	<0.0563	**213**	**62.0**
92522407	SOUTH INFLUENT	02/16/2021	NA	<1.49	<0.319	<0.519	<1.84	<0.63	<0.207	<0.344	<0.601	<0.396	<0.594	<0.434	<0.491	<0.409	**515**	<0.492	<1.84	<0.409	<0.36	<1.54	<0.344	<0.425	<0.679	NA	<0.942	<0.491	<0.491	<0.467	<0.352	<0.867	<0.434
92523549	SOUTH INFLUENT	02/23/2021	**37,400**	<5.94	**479**	<2.08	NA	<2.52	<0.826	**623**	<2.4	<1.59	**22.8**	**98.0**	**20.1**	**605**	**4,050**	**3.14**	<7.37	<1.64	<1.44	<6.15	<1.38	<1.7	<2.72	NA	**968**	**10.6**	**5.60**	**2,650**	<1.41	**281**	**76.7**
92525095	SYSTEM 2 INFLUENT	03/02/2021	**18,500**	<2.97	**495**	<1.04	<3.69	<1.26	<0.413	**696**	**5.51**	**1.38**	**39.4**	**45.1**	**9.6**	**642**	**4,090**	**1.77**	<3.69	<0.819	**3.08**	**12.9**	<0.689	<0.851	<1.36	NA	**855**	**4.56**	**2.72**	**2,820**	<0.704	**119**	**34.6**
92526902	SOUTH INFLUENT	03/10/2021	**24,400**	**26.4**	**486**	<8.31	<29.5	<10.1	<3.3	**572**	<9.62	<6.34	**189**	**64.6**	**16.2**	**560**	**5,710**	<7.87	<29.5	<6.55	<5.77	**48.2**	<5.51	<6.81	**11.1**	NA	**1,100**	**9.72**	<7.85	**2,340**	<5.63	**195**	**55.9**
92527774	System 2 Influent	03/16/2021	**14,500**	<5.94	**246**	<2.08	<7.37	<2.52	<0.826	**300**	<2.4	<1.59	**12.1**	**41.2**	**10.7**	**360**	**2,440**	<1.97	<7.37	<1.64	<1.44	**7.18**	<1.38	<1.7	<2.72	NA	**625**	**5.99**	**2.94**	**1,710**	<1.41	**126**	**37.2**
92529663	System 2 - South Inf.	03/25/2021	<4,130	<0.594	**46.0**	<0.208	<0.737	<0.252	<0.0826	**69.2**	**0.431**	<0.159	**17.1**	**24.5**	**4.10**	**85.5**	**504**	**0.82**	<0.737	<0.164	<0.144	**4.08**	<0.138	<0.17	<0.272	NA	**99.1**	**1.77**	**1.09**	<0.187	<0.141	**69.4**	**19.8**
92539346	System_2_Influent	05/18/2021	<3,300	<11.9	<2.56	<4.16	<14.7	<5.04	<1.65	<2.76	<4.81	<3.17	<9.43	<3.47	<3.93	<3.27	<88.8	<3.93	<14.7	<3.28	<2.88	<12.3	<8.61	<3.4	<5.43	NA	<7.53	<3.93	<3.93	<37.4	<2.82	<6.94	<3.47
92540603	SYSTEM 2 INFLUENT	05/24/2021	<1,650	<5.94	<1.28	<2.08	<7.37	<2.52	<0.826	<1.38	<2.4	<1.59	<4.71	<1.73	<1.96	<1.64	<44.4	<1.97	<7.37	<1.64	<1.44	<6.15	<4.3	<1.7	<2.72	NA	<3.77	<1.96	<1.96	<1.87	<1.41	<3.47	<1.73
92541569	System_2_Influent	06/01/2021	**1,620**	**4.40**	**25.1**	<1.04	<3.69	<1.26	<0.413	**64.1**	<1.2	<0.793	**11.1**	**7.85**	**2.62**	**48.7**	**346**	<0.983	<3.69	**4.63**	<0.721	**5.14**	<2.15	<0.851	<1.36	NA	**179**	**1.38**	<0.982	**324**	<0.704	**24.0**	**7.80**
92543075	SYSTEM-2-INFLUENT	06/08/2021	<1,650	<0.238	<1.28	<0.0831	<0.295	<0.101	<0.033	<1.38	<0.0962	<0.0634	<0.189	<0.0694	<0.0785	<1.64	<22.2	<0.0787	<0.295	<0.0655	<0.0577	<0.246	<0.172	<0.0681	<0.109	NA	<3.77	<0.0785	<0.0785	<1.87	<0.0563	<3.47	<0.0694
92544278	System_2_Influent	06/15/2021	<330	<1.19	<0.256	<0.416	<1.47	<0.504	<0.165	<0.276	<0.481	<0.317	<0.943	<0.347	<0.393	<0.327	<11.1	<0.393	<1.47	<0.328	<0.288	<1.23	<0.861	<0.34	<0.543	NA	<9.42	<0.393	<0.393	<4.67	<0.282	<0.694	<0.347
92549128	SYSTEM_2_INFLUENT	07/13/2021	**9,670**	<5.94	**203**	<2.08	<7.37	<2.52	<0.826	**261**	<2.4	<1.59	<4.71	**35.8**	<1.96	**299**	**1,720**	<1.97	<7.37	<1.64	<1.44	<6.15	<4.3	<1.7	<2.72	NA	**622**	**2.33**	<1.96	**1,520**	<1.41	**94.5**	**28.6**
92554459	SYSTEM 2 INFLUENT	08/10/2021	**6,690**	<5.94	**123**	<2.08	<7.37	<2.52	<0.826	**141**	<2.4	<1.59	**1.55**	**31.9**	**8.74**	**195**	**1,300**	**1.26**	<7.37	<1.64	<1.44	**3.29**	<4.3	<1.7	<2.72	NA	**399**	**4.67**	**2.58**	**715**	<1.41	**96.2**	**28.7**
92560980	SYSTEM 2 INFLUENT	09/14/2021	**1,020**	<0.238	**11.9**	<0.0831	**0.0725**	<0.101	<0.033	**15.1**	<0.0962	<0.0634	**0.781**	**4.17**	**1.70**	**24.8**	**98.4**	**0.219**	**0.0725**	<0.0655	<0.0577	**7.28**	<0.172	<0.0681	**0.0679**	NA	**48.2**	**1.01**	**0.52**	**107**	<0.0563	**12.7**	**4.14**
92566627	SYSTEM_2_INFLUENT	10/13/2021	**2.59**	<0.00297	**0.0450**	<0.00104	<0.00369	<0.00126	<0.000413	**0.0517**	<0.0012	<0.000793	<0.00236	**0.0164**	**0.00525**	**0.0777**	**0.218**	**0.000777**	<0.00369	<0.000819	<0.000721	**0.00720**	**0.00109**	<0.000851	<0.00136	NA	**0.170**	**0.00295**	**0.00160**	**0.247**	<0.000704	**0.0477**	**0.0147**
92570757	SYSTEM_2_INFLUENT	11/04/2021	**3,660**	<5.94	**49.2**	<2.08	<7.37	<2.52	<0.826	**58.5**	<2.4	<1.59	**1.77**	**22.6**	**8.29**	**92.0**	**298**	**1.11**	<7.37	<1.64	<1.44	**26.1**	<4.3	<1.7	<2.72	NA	**222**	**4.79**	**2.63**	**370**	<1.41	**70.2**	**22.2**
92576152	SYSTEM_2_INFLUENT	12/07/2021	**4,830**	<1.19	**76.7**	<0.416	<1.470	<0.504	<0.165	**86.4**	<0.481	<0.317	**1.59**	**36.9**	**3.62**	**154**	**522**	**1.67**	<1.47	<0.328	<0.288	**10.9**	<0.861	<0.340	<0.543	NA	**287**	**9.28**	**4.30**	**556**	<0.282	**114**	**39.1**
92580770	SYSTEM_2_INFLUENT	01/04/2022	**2,500**	<5.94	**33.9**	<2.08	<7.37	<2.52	<0.826	**38.6**	<2.4	<1.59	**2.09J**	**12.2**	**0.829**	**61.8**	**202**	<1.97	<7.37	<1.64	<1.44	**10.2**	<4.3	<1.7	<2.72	NA	**138**	**1.69J**	**0.977J**	**235**	<1.41	**34.8**	**11.3**
92585446	SYSTEM_2 INFLUENT	02/01/2022	**8,800**	<5.94	**118**	<2.08	<7.37	<2.52	<827	**147**	<2.4	<1.59	<4.71	**43.8**	**11.2**	**243**	**846**	**1.73**	<7.37	<1.64	**0.56**	**34.9**	<4.3	<1.7	<2.72	NA	**520**	**5.84**	**3.38**	**906**	<1.41	**135**	**39**

Notes:

Only detected analytes listed

"<" = Indicates compound was not detected above laboratory reporting limit

J = Estimated value less than the laboratory reporting limit

NA - Not Analyzed

Bold text indicates a detection greater than the laboratory reporting limit

mg/m^3 - Milligram per meter cubed

Table 12
Summary of System One Vapor Phase Mass Removal

Colonial Pipeline Company
2020-L1-SR2448
Huntersville, North Carolina

Date	Run Time (days)	Run Time (hours)	Run Time (minutes)	Compound	Sample Concentration (mg/m^3)	Flowrate (cfm)	Flowrate (m^3/min)	Mass (lbs)	Gallons
12/15/2020	--	--	--	--	--	--	--	--	--
12/17/2020	2.6	63	3,780	GRO	20,400	129	3.65	621.0	101.7
12/22/2020	5.0	120	7,200	GRO	34,700	53	1.50	826.4	135.3
12/24/2020	1.7	40	2,400	GRO	34,700*	53	1.50	275.5	45.1
12/26/2020	--	--	--	--	--	--	--	--	--
12/28/2020	1.9	45	2,700	GRO	34,700*	53	1.50	309.9	50.7
12/30/2020	--	--	--	--	--	--	--	--	--
12/31/2020	1.0	24	1,440	GRO	34,700*	52	1.47	162.2	26.6
1/12/2021	11.9	285	17,100	GRO	34,700*	52	1.47	1,926.5	315.4
1/20/2021	7.9	190	11,405	GRO	22,400	52	1.47	829.4	135.8
1/20/2021	--	--	--	--	--	--	--	--	--
1/20/2021	0.2	5	285	GRO	22,400*	52	1.47	20.7	3.4
1/21/2021	--	--	--	--	--	--	--	--	--
1/26/2021	5.3	127	7,635	GRO	13,100	49	1.38	303.9	49.8
1/29/2021	2.7	65	3,900	GRO	13,101*	49	1.38	155.2	25.4
1/30/2021	--	--	--	--	--	--	--	--	--
2/5/2021	6.1	146	8,730	GRO	32,300	49	1.38	856.8	140.3
2/9/2021	3.8	92	5,540	GRO	32,300*	49	1.38	543.7	89.0
3/14/2021	--	--	--	--	--	--	--	--	--
3/16/2021	2.2	52	3,122	GRO	17,600	52	1.47	178.4	29.2
3/21/2021	5.3	127	7,633	GRO	17,600*	52	1.47	436.2	71.4
3/23/2021	--	--	--	--	--	--	--	--	--
3/24/2021	1.4	34	2,070	GRO	17,600*	52	1.47	118.3	19.4
3/25/2021	0.5	11	660	GRO	12,500	52	1.47	26.8	4.4
3/30/2021	5.0	120	7,200	GRO	20,400	52	1.47	476.9	78.1
3/31/2021	6.7	161	9,660	GRO	20,400*	55	1.56	676.0	110.7
4/2/2021	--	--	--	--	--	--	--	--	--
4/6/2021	12.6	302	18,090	GRO	16,900	56	1.59	1,075.0	176.0
4/13/2021	19.3	464	27,810	GRO	16,900*	56	1.59	1,652.6	270.5
4/14/2021	--	--	--	--	--	--	--	--	--
4/18/2021	16.6	398	23,879	GRO	16,900*	56	1.59	1,419.0	232.3
4/20/2021	1.5	37	2,209	GRO	17,700	56	1.59	137.5	22.5

Table 12
Summary of System One Vapor Phase Mass Removal

Colonial Pipeline Company
2020-L1-SR2448
Huntersville, North Carolina

Date	Run Time (days)	Run Time (hours)	Run Time (minutes)	Compound	Sample Concentration (mg/m^3)	Flowrate (cfm)	Flowrate (m^3/min)	Mass (lbs)	Gallons
4/27/2021	5.5	133	7,968	GRO	30,900	72	2.05	1,110.1	181.7
5/6/2021	9.0	215	12,904	GRO	46,700	81	2.31	3,063.9	501.6
5/11/2021	5.0	120	7,220	GRO	34,200	81	2.31	1,255.5	205.5
5/18/2021	5.0	120	7,200	GRO	24,500	81	2.31	896.9	146.8
5/25/2021	7.0	168	10,080	GRO	24,500*	81	2.31	1,255.6	205.6
6/1/2021	4.7	113	6,765	GRO	33,500	80	2.26	1,130.0	185.0
6/8/2021	6.3	152	9,120	GRO	16.5	83	2.34	0.8	0.1
6/15/2021	6.3	150	9,000	GRO	4,060	74	2.10	168.8	27.6
7/13/2021	24.3	583	34,980	GRO	3,140	43	1.22	296.0	48.5
8/16/2021	28.5	684	41,040	GRO	3,250	85	2.42	710.8	116.4
9/14/2021	27.5	659	39,540	GRO	12,400	69	1.97	2,126.4	348.1
10/12/2021	24.5	587	35,220	GRO	11,500	89	2.53	2,262.8	370.4
11/4/2021	18.3	438	26,280	GRO	17,300	85	2.42	2,423.0	396.7
12/7/2021	32.8	787	47,205	GRO	23,500	85	2.42	5,912.0	967.9
1/4/2022	24.9	597	35,805	GRO	446	122	3.45	121.5	19.9
2/1/2022	23.4	562	33,728	GRO	14,400	64	1.81	1,933.8	316.6
							Gallons Removed		**6,171.3**

Notes:

* = No analytical sample, most recent lab data used for calculation

-- = System down for maintenance

cfm = cubic feet per minute

lbs = pounds

mg/m^3 = Milligrams per meter cubed

m^3/min = Cubic meter per minute

GRO = Gasoline Range Organics

Table 13
Summary of System Two Vapor Phase Mass Removal

Colonial Pipeline Company
2020-L1-SR2448
Huntersville, North Carolina

Date	Run Time (days)	Run Time (hours)	Run Time (minutes)	Compound	Sample Concentration (mg/m^3)	Flowrate (cfm)	Flowrate (m^3/min)	Mass (lbs)	Gallons
10/4-10/18/20	2.54	61	3,660	THC	7,531	69.0	1.95	118.7	19.4
10/19/2020	1	24	1,440	THC	7,531*	69.0	1.95	46.7	7.6
10/20/2020	1.0	24	1,440	THC	17,400	69.0	1.95	107.9	17.7
10/22/2020	2.0	48	2,880	THC	12,800	69.0	1.95	158.8	26.0
10/23/2020	1.0	24	1,440	THC	12,800*	70.0	1.98	80.5	13.2
10/25/2020	2.0	48	2,880	THC	12,800*	70.0	1.98	161.1	26.4
10/27/2020	2.0	48	2,880	GRO	3,410	70.0	1.98	42.9	7.0
10/29/2020	2.0	48	2,880	GRO	2,870	101.0	2.86	52.1	8.5
11/4/2020	6.0	144	8,640	GRO	2,870*	78.0	2.21	120.7	19.8
11/6/2020	2.0	48	2,880	GRO	15,700	49.0	1.39	138.3	22.6
11/9/2020	3.0	72	4,320	GRO	15,700*	93.0	2.63	393.8	64.5
11/10/2020	1.0	24	1,440	GRO	12,400	85.0	2.41	94.8	15.5
11/11/2020	1.0	24	1,440	GRO	12,400*	41.0	1.16	45.7	7.5
11/12/2020	1.0	24	1,440	GRO	12,400*	50.0	1.42	55.7	9.1
11/13/2020	1.0	24	1,440	GRO	10,600	50.0	1.42	47.6	7.8
11/17/2020	4.0	96	5,760	GRO	7,350	37.0	1.05	97.8	16.0
11/19/2020	2.0	48	2,880	GRO	7,350*	37.0	1.05	48.9	8.0
12/2/2020	13.0	312	18,720	GRO	11,800	80.0	2.27	1,103.2	180.6
12/8/2020	6.0	144	8,640	GRO	2,520	80.0	2.27	108.7	17.8
12/10/2020	2.0	48	2,880	GRO	9,910	71.0	2.01	126.5	20.7
12/15/2020	5.0	120	7,200	GRO	9,910*	80.0	2.27	356.3	58.3
12/17/2020	2.0	48	2,880	GRO	12,700	54.0	1.53	123.3	20.2
12/22/2020	5.6	135	8,100	GRO	7,060	13.2	0.38	47.3	7.7
12/24/2020	1.7	40	2,400	GRO	7,060*	13.2	0.38	14.0	2.3
12/26/2020	--	--	--	--	--	--	--	--	--
12/31/2020	4.9	118	7,080	GRO	10,200	8.7	0.25	39.2	6.4
1/21/2021	21.2	508	30,465	GRO	10,200*	9.0	0.25	174.6	28.6
1/22/2021	--	--	--	--	--	--	--	--	--
1/26/2021	3.9	93	5,550	GRO	785	6.9	0.20	1.9	0.3
2/5/2021	10.0	240	14,400	GRO	13,400	6.9	0.20	83.3	13.6
2/9/2021	3.5	85	5,100	GRO	49,913	6.9	0.20	109.9	18.0
2/16/2021	7.6	182	10,890	GRO	5,150	5.7	0.16	20.1	4.83

Table 13
Summary of System Two Vapor Phase Mass Removal

Colonial Pipeline Company
2020-L1-SR2448
Huntersville, North Carolina

Date	Run Time (days)	Run Time (hours)	Run Time (minutes)	Compound	Sample Concentration (mg/m^3)	Flowrate (cfm)	Flowrate (m^3/min)	Mass (lbs)	Gallons
2/23/2021	6.4	155	9,270	GRO	37,400	5.3	0.15	114.7	18.8
3/10/2021	15.0	360	21,600	GRO	24,400	9.5	0.27	313.2	51.3
3/16/2021	6.0	144	8,640	GRO	14,500	8.7	0.25	67.9	11.1
3/22/2021	6.0	144	8,640	GRO	14,500*	8.7	0.25	67.9	11.1
3/23/2021	--	--	--	--	--	--	--	--	--
3/24/2021	1.0	24	1,440	GRO	14,500	10.0	0.28	13.0	2.1
3/25/2021	1.0	24	1,440	GRO	4,130	10.0	0.28	3.7	0.6
3/27/2021	3.0	72	4,320	GRO	4,130*	10.0	0.28	11.1	1.8
5/11/2021	--	--	--	--	--	--	--	--	--
5/18/2021	6.8	163	9,780	GRO	3,300	20.4	0.58	41.1	6.7
5/25/2021	7.0	168	10,080	GRO	3,300*	20.4	0.58	42.4	6.9
6/1/2021	5.0	120	7,200	GRO	1,620	30.8	0.87	22.4	3.7
6/8/2021	6.3	152	9,120	GRO	1,650*	24.1	0.68	22.7	3.7
6/15/2021	6.2	149	8,955	GRO	330	30.0	0.85	5.5	0.9
7/13/2021	25.2	605	36,315	GRO	9,670	74.6	2.11	1634.9	267.7
8/10/2021	25.6	616	36,930	GRO	6,690	49.1	1.39	756.7	123.9
9/10/2021	28.1	675	40,485	GRO	10,400	53.8	1.52	1413.4	231.4
9/14/2021	3.8	92	5,535	GRO	1,020	68.3	1.93	24.1	3.9
10/12/2021	26.9	645	38,700	GRO	2.59	70.3	1.99	0.4	0.1
11/4/2021	20.8	499	29,910	GRO	3,600	85.8	2.43	576.5	94.4
12/7/2021	31.6	758	45,450	GRO	4,830	93.0	2.63	1274.8	208.7
1/4/2022	25.8	618	37,092	GRO	2,500	76.5	2.17	443.1	72.5
2/1/2022	19.9	478	28,700	THC	8,800	46.1	1.31	727.2	119.0
							Gallons Removed		**1,916.6**

Notes:

* = No analytical sample, most recent lab data used for calculation

-- = System down for maintenance

cfm = cubic feet per minute

lbs = pounds

mg/m_3 = Milligrams per meter cubed

m^3/min = Cubic meter per minute

THC = Total Hydrocarbon

GRO = Gasoline Range Organics

Table 14
Summary of Pumping Wells

Colonial Pipeline Company
2020-L1-SR2448
Huntersville, North Carolina

Well ID	Pump Type	Vacuum Enhancement	Well ID	Pump Type	Vacuum Enhancement
MW-11	Top	Yes	RW-30	Top	Yes
MW-22R	Bottom	Yes	RW-31	Bottom	Yes
MW-24	Top	Yes	RW-32	Bottom	Yes
MW-26R	Bottom	Yes	RW-33	Bottom	Yes
MW-39	Bottom	Yes	RW-34	Bottom	Yes
MW-47	Top	Yes	RW-35	Bottom	Yes
MW-48	Top	Yes	RW-36	Bottom	Yes
MW-54	Bottom	Yes	RW-37	Bottom	Yes
MW-55	Bottom	Yes	RW-38	Top	Yes
MW-61	Top	Yes	RW-39	Bottom	Yes
MW-85	Bottom	Yes	RW-43	Top	Yes
MW-90D	Bottom	Yes	RW-45	Top	Yes
MW-91D	Bottom	Yes	RW-46	Top	Yes
RW-01	Bottom	Yes	RW-47	Top	Yes
RW-02	Top	Yes	RW-48	Bottom	Yes
RW-03	Bottom	Yes	RW-49	Bottom	Yes
RW-04	Bottom	Yes	RW-50	Bottom	Yes
RW-05	Top	Yes	RW-51	Bottom	Yes
RW-06	Top	Yes	RW-52	Bottom	Yes
RW-07	Top	Yes	RW-53	Bottom	Yes
RW-08	Bottom	Yes	RW-54	Bottom	Yes
RW-09	Top	Yes	RW-55	Bottom	Yes
RW-10	Top	Yes	RW-56	Bottom	Yes
RW-11	Bottom	Yes	RW-57	Bottom	Yes
RW-12	Bottom	Yes	RW-58	Bottom	Yes
RW-13	Bottom	Yes	RW-59	Bottom	Yes
RW-14	Top	No	RW-60	Bottom	Yes
RW-15	Bottom	Yes	RW-61	Bottom	Yes
RW-16	Top	Yes	RW-62	Bottom	Yes
RW-18	Top	Yes	RW-63	Bottom	Yes
RW-19	Bottom	Yes	RW-64	Bottom	Yes
RW-20	Bottom	No	RW-65	Bottom	Yes
RW-21	Bottom	No	RW-66	Bottom	Yes
RW-22	Top	Yes	RW-67	Bottom	Yes
RW-23	Bottom	Yes	RW-68	Bottom	Yes
RW-24	Top	Yes	RW-69	Bottom	Yes
RW-25	Top	Yes	RW-70	Bottom	Yes
RW-26	Top	Yes	RW-71	Bottom	Yes
RW-27	Bottom	Yes	RW-72	Bottom	Yes
RW-28	Top	Yes	RW-73	Bottom	Yes
RW-29	Top	Yes	RW-74	Bottom	Yes

Table 14
Summary of Pumping Wells

Colonial Pipeline Company
2020-L1-SR2448
Huntersville, North Carolina

Well ID	Pump Type	Vacuum Enhancement	Well ID	Pump Type	Vacuum Enhancement
RW-75	Bottom	Yes	RW-101	Bottom	Yes
RW-76	Bottom	Yes	RW-102	Bottom	Yes
RW-77	Bottom	Yes	RW-103	Bottom	Yes
RW-79	Bottom	Yes	RW-104	Bottom	Yes
RW-80	Bottom	Yes	RW-105	Bottom	Yes
RW-81	Bottom	Yes	RW-106	Bottom	Yes
RW-83	Bottom	Yes	HCW-01	Bottom	Yes
RW-84	Bottom	Yes	HCW-03	Bottom	Yes
RW-85	Bottom	Yes	HCW-06	Bottom	Yes
RW-86	Bottom	Yes	HCW-07	Bottom	Yes
RW-87	Bottom	Yes	HCW-10	Bottom	Yes
RW-88	Bottom	Yes	HCW-13	Top	Yes
RW-89	Bottom	Yes	HCW-14	Top	Yes
RW-90	Bottom	Yes	HCW-15	Bottom	Yes
RW-91	Bottom	Yes	HCW-16	Bottom	Yes
RW-92	Bottom	Yes	HCW-19	Bottom	Yes
RW-93	Bottom	Yes	HCW-21	Bottom	Yes
RW-94	Bottom	Yes	HCW-25	Bottom	Yes
RW-95	Bottom	Yes	NHCW-06	Bottom	Yes
RW-96	Bottom	Yes	NHCW-11	Bottom	Yes
RW-97	Bottom	Yes	NHCW-12	Bottom	Yes
RW-98	Bottom	Yes	NHCW-13	Bottom	Yes
RW-99	Bottom	Yes	NHCW-14	Bottom	Yes
RW-100	Bottom	Yes	NHCW-16	Bottom	Yes

Notes:
Bottom = Bottom Loading Pump
Top = Top Loading Pump

APPENDIX A

BORING LOGS AND GW-1 FORMS

BORING NUMBER RW-104

Apex Companies

CLIENT Colonial Pipeline **PROJECT NAME** 2020-L1-SR2448

PROJECT NUMBER CPC21018 **PROJECT LOCATION** Huntersville, NC

DATE/TIME STARTED 2021-12-20 00:00 **COMPLETED** 2021-12-20 00:00 **GROUND ELEVATION** _____ **TOP OF CASING** _____

DRILLING CONTRACTOR Parratt-Wolff **EQUIPMENT** CME 550X

DRILLER Kevin White **GROUND WATER LEVELS AND TIME:**

LOGGED BY Jamie Humphrey **BOREHOLE DIAMETER** 10.25 in. **DURING DRILLING** ---

METHOD HSA/Split Spoon **AFTER DRILLING** ---

DEPTH (ft)	SAMPLE TYPE NUMBER	ENVIRONMENTAL DATA	GRAPHIC LOG	MATERIAL DESCRIPTION	COMMENTS
0					
5	AU	PID = 5.9		LEAN CLAY, SILTY, (CL) red 2.5YR 4/8, dry, micaceous	
10	AU	PID = 70.3		10.0	
	SS	PID = 157.8		SILT, CLAYEY, (ML) yellow brown 10YR 5/8, dry, trace fine sand, trace roots, saprolite, micaceous	
	SS	PID = 138.2		12.0 SILT, SANDY, (ML) red 2.5YR 5/6, some fine gravel, saprolite, dioritic, micaceous	
15	SS	PID = 117.8		14.0 SILT, SANDY, (ML) olive 5Y 4/3, some fine gravel, saprolite, dioritic, micaceous	
	SS	PID = 428.7		16.0 SILT, (ML) N9, white sand at top followed by oxidized dioritic saprolite	
20	SS	PID = 1255		18.0 SILT, SANDY, (ML) red brown 5YR 5/4, moist, trace fine sand, hydrocarbon odor, saprolite, dioritic, micaceous, oxidized	Soil Sample (20-22') @ 1530
	SS	PID = 1135			Soil Sample (42-44') @ 1535
	SS	PID = 853.1		24.0	
25	SS	PID = 327.1		SILTY SAND, (SM) pale red 2.5YR 6/2, moist, with fine to medium sand, hydrocarbon odor, saprolite, dioritic, micaceous, oxidized	
	SS	PID = 851.5			
30	SS	PID = 302.3			
	SS	PID = 768.7			
	SS	PID = 319.5		34.0	
35	SS	PID = 314.3		SILTY SAND, (SM) strong brown 7.5YR 5/8, saturated, with fine to medium sand, hydrocarbon odor, saprolite, dioritic, micaceous, oxidized	
	SS	PID = 555.1		36.0	
40	SS	PID = 1138		SILTY SAND, (SM) pale red 2.5YR 5/2, saturated, with fine to medium sand, hydrocarbon odor, saprolite, dioritic, micaceous, oxidized	
	SS	PID = 1214		40.0	
	SS	PID = 704.3		WELL GRADED SAND, (SW) dark red brown 5YR 3/2, saturated, with medium to coarse sand, hydrocarbon odor, saprolite, dioritic, micaceous, oxidized	
				44.0	
				Refusal at 44.0 feet. Bottom of borehole at 44.0 feet.	

WELL DIAGRAM

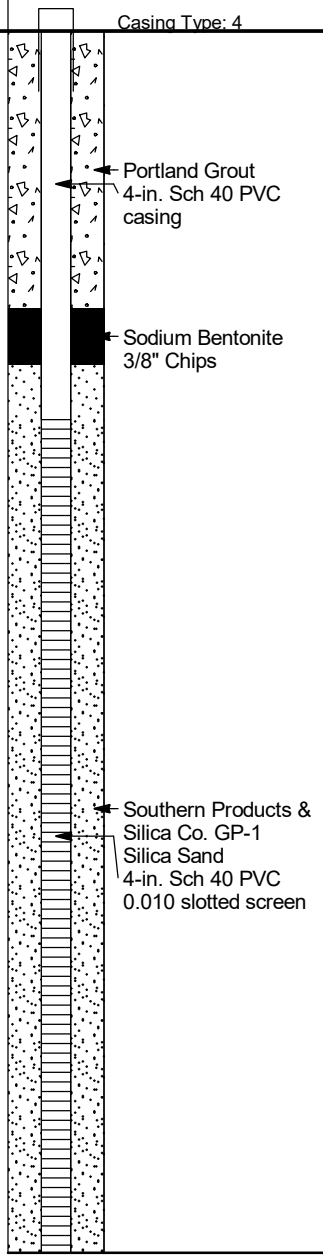

CPC_HUNTERSVILLE_BH_MW - GINT STD US LAB.GDT - 2/16/22 13:17 - C:\USERS\PUBLIC\DOCUMENTS\BENTLEY\GINTCL\PROJECTS\CPC_HUNTERSVILLE.GP

BORING NUMBER RW-105

Apex Companies

CLIENT Colonial Pipeline **PROJECT NAME** 2020-L1-SR2448

PROJECT NUMBER CPC21018 **PROJECT LOCATION** Huntersville, NC

DATE/TIME STARTED 2021-12-21 00:00 **COMPLETED** 2021-12-21 00:00 **GROUND ELEVATION** _____ **TOP OF CASING** _____

DRILLING CONTRACTOR Parratt-Wolff **EQUIPMENT** CME 550X

DRILLER Kevin White **GROUND WATER LEVELS AND TIME:**

LOGGED BY Jamie Humphrey **BOREHOLE DIAMETER** 10.25 in. **DURING DRILLING** ---

METHOD HSA/Split Spoon **AFTER DRILLING** ---

DEPTH (ft)	SAMPLE TYPE NUMBER	ENVIRONMENTAL DATA	GRAPHIC LOG	MATERIAL DESCRIPTION	COMMENTS	WELL DIAGRAM
0						Casing Type: 4
	AU	PID = 3.1		LEAN CLAY, SILTY, (CL) red 10R 3/3, dry, trace organics, micaceous		
				5.0 SILT, CLAYEY, (ML) brown 7.5YR 4/4, moist, trace organics, micaceous		Portland Grout 4-in. Sch 40 PVC casing
	AU	PID = 545.3				
10				10.0		
	NR					Sodium Bentonite 3/8" Chips
	SS	PID = 428.6		14.0 SILT, SANDY, (ML) red brown 5YR 4/4, moist, some fine sands, hydrocarbon odor, saprolite, dioritic, micaceous, oxidized		
	SS	PID = 136.7				
	SS	PID = 598.2		SILT, SANDY, (ML) olive 5Y 5/3, moist, some fine sands, hydrocarbon odor, saprolite, dioritic, micaceous, oxidized		
20	SS	PID = 308				
	SS	PID = 647.9		22.0		
	SS	PID = 1834		24.0 SILT, SANDY, (ML) pale yellow 2.5Y 8/2, moist, with medium to coarse sand, hydrocarbon odor, saprolite, dioritic, micaceous, oxidized		
	SS	PID = 427.9				
	SS	PID = 412.7		28.0 SILT, SANDY, (ML) light yellow brown 2.5Y 6/4, moist, some fine to medium sand, hydrocarbon odor, saprolite, dioritic, micaceous, oxidized		
30	SS	PID = 621.8		30.0	Soil Sample (28-30') @ 1645	
	SS	PID = 458.9		32.0 SILT, SANDY, (ML) olive brown 2.5Y 4/4, moist, some medium to coarse sand, hydrocarbon odor, saprolite, dioritic, micaceous, oxidized		Southern Products & Silica Co. GP-1 Silica Sand 4-in. Sch 40 PVC 0.010 slotted screen
	SS	PID = 726.6		34.0		
	SS	PID = 1553		SILT, SANDY, (ML) light olive brown 2.5Y 5/4, moist, some medium to coarse sand, hydrocarbon odor, saprolite, dioritic, micaceous, oxidized		
	SS	PID = 1046				
40	SS	PID = 654.1		40.0 SILT, SANDY, (ML) light yellow brown 2.5Y 6/4, moist, hydrocarbon odor, saprolite, dioritic, micaceous, oxidized		
	SS	PID = 378.3				
	SS	PID = 429.4		44.0 SILT, SANDY, (ML) olive 5Y 4/3, moist, with fine to medium sand, hydrocarbon odor, saprolite, dioritic, micaceous, oxidized		
	SS	PID = 348.9		46.0 SILT, SANDY, (ML) olive 5Y 4/3, saturated, with fine to medium sand, hydrocarbon odor, saprolite, dioritic, micaceous, oxidized		
	SS	PID = 439.7		48.0		
50	SS	PID = 354.2		50.0 SILT, (ML) red gray 5YR 5/2, saturated, with fine to coarse sand, hydrocarbon odor, saprolite, dioritic, micaceous, oxidized	Soil Sample (48-50') @ 1650	
	SS	PID = 383.1		SILT, (ML) olive gray 5Y 4/2, saturated, with fine to medium sand, hydrocarbon		

(Continued Next Page)

BORING NUMBER RW-105

Apex Companies

CLIENT Colonial Pipeline **PROJECT NAME** 2020-L1-SR2448

PROJECT NUMBER CPC21018 **PROJECT LOCATION** Huntersville, NC

DEPTH (ft)	SAMPLE TYPE NUMBER	ENVIRONMENTAL DATA	GRAPHIC LOG	MATERIAL DESCRIPTION	COMMENTS	WELL DIAGRAM
				odor, saprolite, dioritic, micaceous, oxidized		
				SILT, (ML) black 5Y 2.5/2, saturated, with medium to coarse sand, trace gravel, hydrocarbon odor, saprolite, dioritic, micaceous, oxidized		
				Refusal at 50.0 feet. Bottom of borehole at 50.0 feet.		

CPC_HUNTERSVILLE_BH_MW - GINT STD US LAB.GDT - 2/16/22 13:17 - C:\USERS\PUBLIC\DOCUMENTS\BENTLEY\GINTCL\PROJECTS\CPC_HUNTERSVILLE.GP

WELL CONSTRUCTION RECORD

This form can be used for single or multiple wells

1. Well Contractor Information:

Kevin White

Well Contractor Name

2973

NC Well Contractor Certification Number

Parratt-Wolff, Inc.

Company Name

2. Well Construction Permit #: _____

List all applicable well permits (i.e. County, State, Variance, Injection, etc.)

3. Well Use (check well use):

Water Supply Well:

☐Agricultural ☐Municipal/Public

☐Geothermal (Heating/Cooling Supply) ☐Residential Water Supply (single)

☐Industrial/Commercial ☐Residential Water Supply (shared)

☐Irrigation

Non-Water Supply Well:

☑Monitoring ☐Recovery

Injection Well:

☐Aquifer Recharge ☐Groundwater Remediation

☐Aquifer Storage and Recovery ☐Salinity Barrier

☐Aquifer Test ☐Stormwater Drainage

☐Experimental Technology ☐Subsidence Control

☐Geothermal (Closed Loop) ☐Tracer

☐Geothermal (Heating/Cooling Return) ☐Other (explain under #21 Remarks)

4. Date Well(s) Completed: 12-22-21 **Well ID#** RW-105

5a. Well Location:

Colonial Pipeline Company

Facility/Owner Name

Facility ID# (if applicable)

14511 Huntersville-Concord Road, Huntersville, NC 28078

Physical Address, City, and Zip

Mecklenburg

County

Parcel Identification No. (PIN)

5b. Latitude and Longitude in degrees/minutes/seconds or decimal degrees:
(if well field, one lat/long is sufficient)

_____ N _____ W

6. Is (are) the well(s): ☑**Permanent** or ☐**Temporary**

7. Is this a repair to an existing well: ☐**Yes** or ☑**No**

If this is a repair, fill out known well construction information and explain the nature of the repair under #21 remarks section or on the back of this form.

8. Number of wells constructed: 1

For multiple injection or non-water supply wells ONLY with the same construction, you can submit one form.

9. Total well depth below land surface: 50 **(ft.)**

For multiple wells list all depths if different (example- 3@200' and 2@100')

10. Static water level below top of casing: 30 **(ft.)**

If water level is above casing, use " - "

11. Borehole diameter: 4 **(in.)**

12. Well construction method: 6 5/8 HSA , & 2" spoons

(i.e. auger, rotary, cable, direct push, etc.)

FOR WATER SUPPLY WELLS ONLY:

13a. Yield (gpm) _____ **Method of test:** _____

13b. Disinfection type: _____ **Amount:** _____

For Internal Use ONLY:

14. WATER ZONES

FROM	TO	DESCRIPTION
30 ft.	50 ft.	Wet
ft.	ft.	

15. OUTER CASING (for multi-cased wells) OR LINER (if applicable)

FROM	TO	DIAMETER	THICKNESS	MATERIAL
ft.	ft.	in.		

16. INNER CASING OR TUBING (geothermal closed-loop)

FROM	TO	DIAMETER	THICKNESS	MATERIAL
0 ft.	15 ft.	4 in.	sch40	pvc
ft.	ft.	in.		

17. SCREEN

FROM	TO	DIAMETER	SLOT SIZE	THICKNESS	MATERIAL
15 ft.	50 ft.	4 in.	.010	sch40	pvc
ft.	ft.	in.			

18. GROUT

FROM	TO	MATERIAL	EMPLACEMENT METHOD & AMOUNT
0 ft.	11 ft.	Portland Cem	Tremie
11 ft.	13 ft.	Bentonite Chi	Tremie
ft.	ft.		

19. SAND/GRAVEL PACK (if applicable)

FROM	TO	MATERIAL	EMPLACEMENT METHOD
13 ft.	50 ft.	#1 Sand	Tremie
ft.	ft.		

20. DRILLING LOG (attach additional sheets if necessary)

FROM	TO	DESCRIPTION (color, hardness, soil/rock type, grain size, etc.)
ft.	ft.	
ft.	ft.	
ft.	ft.	
ft.	ft.	
ft.	ft.	
ft.	ft.	
ft.	ft.	

21. REMARKS

No Cover

22. Certification:

Signature of Certified Well Contractor

1·19·22

Date

By signing this form, I hereby certify that the well(s) was (were) constructed in accordance with 15A NCAC 02C .0100 or 15A NCAC 02C .0200 Well Construction Standards and that a copy of this record has been provided to the well owner.

23. Site diagram or additional well details:

You may use the back of this page to provide additional well site details or well construction details. You may also attach additional pages if necessary.

SUBMITTAL INSTUCTIONS

24a. For All Wells: Submit this form within 30 days of completion of well construction to the following:

Division of Water Resources, Information Processing Unit,
1617 Mail Service Center, Raleigh, NC 27699-1617

24b. For Injection Wells ONLY: In addition to sending the form to the address in 24a above, also submit a copy of this form within 30 days of completion of well construction to the following:

Division of Water Resources, Underground Injection Control Program,
1636 Mail Service Center, Raleigh, NC 27699-1636

24c. For Water Supply & Injection Wells:

Also submit one copy of this form within 30 days of completion of well construction to the county health department of the county where constructed.

BORING NUMBER RW-106

Apex Companies

CLIENT Colonial Pipeline **PROJECT NAME** 2020-L1-SR2448

PROJECT NUMBER CPC21018 **PROJECT LOCATION** Huntersville, NC

DATE/TIME STARTED 2022-01-10 00:00 **COMPLETED** 2022-01-11 00:00 **GROUND ELEVATION** _____ **TOP OF CASING** _____

DRILLING CONTRACTOR Parratt-Wolff **EQUIPMENT** CME 850X

DRILLER Kevin White **GROUND WATER LEVELS AND TIME:**

LOGGED BY Jamie Humphrey **BOREHOLE DIAMETER** 10.25 in. **DURING DRILLING** ---

METHOD HSA/Split Spoon **AFTER DRILLING** ---

DEPTH (ft)	SAMPLE TYPE NUMBER	ENVIRONMENTAL DATA	GRAPHIC LOG	MATERIAL DESCRIPTION	COMMENTS
0					
5	AU	PID = 44.2		LEAN CLAY, SILTY, (CL) dark red brown 10R 3/4, moist, high plasticity, trace organics, no odor, micaceous	
10	AU	PID = 22.5		5.0 SILT, SILTY, (ML) brown 7.5YR 4/4, moist, high plasticity, trace organics, no odor, micaceous	
15	SS	PID = 1270		10.0 SILT, SANDY, (ML) yellow brown 10YR 5/8, trace fine to medium sand, hydrocarbon odor, saprolite, micaceous, dioritic	Soil Sample (10-12') @ 1640
	SS	PID = 595			
	SS	PID = 694.3		14.0 SILT, SANDY, (ML) light olive brown 2.5Y 5/4, dry, trace fine to medium sand, trace cobbles, hydrocarbon odor, saprolite, micaceous, dioritic	
20	SS	PID = 842.3			
	SS	PID = 716.2			
	SS	PID = 850.1			
25	SS	PID = 792.7		24.0 SILTY SAND, (SM) olive gray 5Y 4/2, moist, with fine to medium sand, trace coarse sand, hydrocarbon odor, saprolite, micaceous, dioritic, some oxidation	
	SS	PID = 954.8			
	SS	PID = 819.6		28.0 SILTY SAND, (SM) very dark brown 10YR 2/2, moist, with medium to coarse sand, trace cobbles, hydrocarbon odor, saprolite, micaceous, dioritic, some oxidation	
30	SS	PID = 958.1			
	SS	PID = 1333			Soil Sample (30-32') @ 1645
	SS	PID = 1011		32.0 Refusal at 32.0 feet. Bottom of borehole at 32.0 feet.	

WELL DIAGRAM

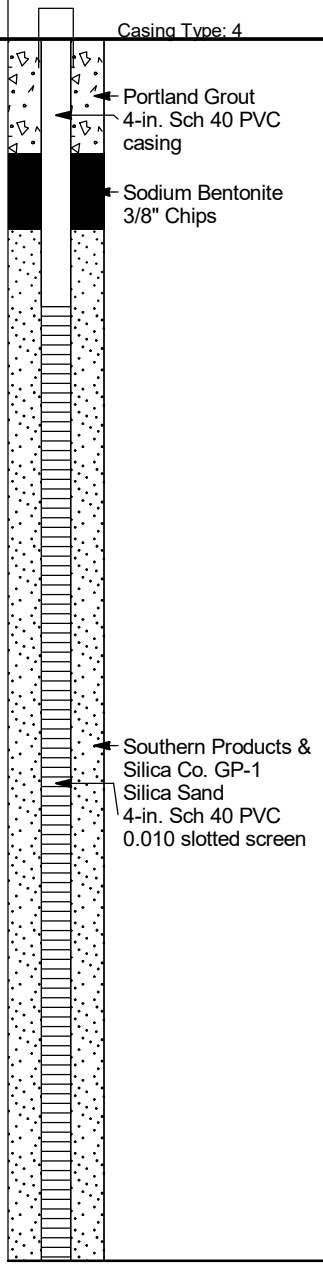

BORING NUMBER RW-107

Apex Companies

CLIENT Colonial Pipeline
PROJECT NAME 2020-L1-SR2448
PROJECT NUMBER CPC21018
PROJECT LOCATION Huntersville, NC
DATE/TIME STARTED 2022-01-19 00:00 **COMPLETED** 2022-01-19 00:00 **GROUND ELEVATION** _____ **TOP OF CASING** _____
DRILLING CONTRACTOR Parratt-Wolff
EQUIPMENT CME 850X
DRILLER Kevin White
GROUND WATER LEVELS AND TIME:
LOGGED BY Jamie Humphrey **BOREHOLE DIAMETER** 10.25 in.
DURING DRILLING ---
METHOD HSA/Split Spoon
AFTER DRILLING ---

DEPTH (ft)	SAMPLE TYPE NUMBER	ENVIRONMENTAL DATA	GRAPHIC LOG	MATERIAL DESCRIPTION	COMMENTS
0	AU	PID = 2.4		LEAN CLAY, SILTY, (CL) red 10R 4/6, trace organics, micaceous	
5				5.0	
	AU	PID = 65.7		SILT, CLAYEY, (ML) brown 7.5YR 5/4, dry, low plasticity, micaceous	
10				10.0	
	SS	PID = 1416		SILT, SANDY, (ML) red brown 2.5YR 5/4, dry, trace fine sand, hydrocarbon odor, saprolite, some oxidation	Soil Sample (10-12') @ 1125
	SS	PID = 740.8		14.0	
15	SS	PID = 654.3		SILT, SANDY, (ML) light olive brown 2.5Y 5/3, dry, trace fine sand, some mica, hydrocarbon odor, saprolite, dioritic, some oxidation	
	SS	PID = 683.9			
	SS	PID = 670.7			
20				20.0	
	SS	PID = 589.4		SILT, SANDY, (ML) olive brown 2.5Y 4/3, moist, trace fine sand, some mica, hydrocarbon odor, saprolite, dioritic, some oxidation	
	SS	PID = 837.2		24.0	
25	SS	PID = 330.3		SILT, (ML) dark olive gray 5Y 3/2, moist, trace fine sand, trace cobbles, hydrocarbon odor	
	SS	PID = 590.6		27.0	Soil Sample (26-27') @ 1130
				Refusal at 27.0 feet. Bottom of borehole at 27.0 feet.	

WELL DIAGRAM

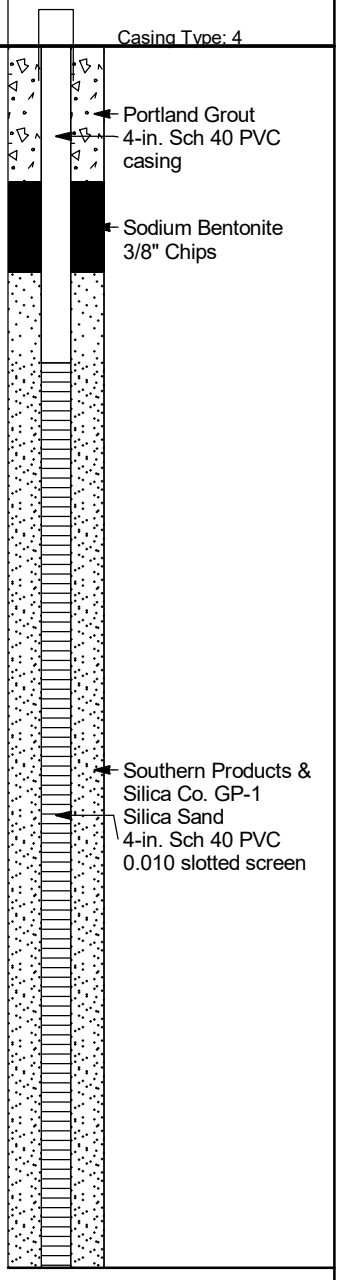

CPC_HUNTERSVILLE_BH_MW - GINT STD US LAB.GDT - 2/16/22 13:17 - C:\USERS\PUBLIC\DOCUMENTS\BENTLEY\GINTCL\PROJECTS\CPC_HUNTERSVILLE.GP

BORING NUMBER RW-108

Apex Companies

CLIENT Colonial Pipeline
PROJECT NAME 2020-L1-SR2448
PROJECT NUMBER CPC21018
PROJECT LOCATION Huntersville, NC
DATE/TIME STARTED 2022-01-19 00:00 **COMPLETED** 2022-01-20 00:00 **GROUND ELEVATION** _____ **TOP OF CASING** _____
DRILLING CONTRACTOR Parratt-Wolff
EQUIPMENT CME 850X
DRILLER Kevin White
GROUND WATER LEVELS AND TIME:
LOGGED BY Jamie Humphrey **BOREHOLE DIAMETER** 10.25 in.
DURING DRILLING ---
METHOD HSA/Split Spoon
AFTER DRILLING ---

DEPTH (ft)	SAMPLE TYPE NUMBER	ENVIRONMENTAL DATA	GRAPHIC LOG	MATERIAL DESCRIPTION	COMMENTS
0	AU	PID = 7.1		LEAN CLAY, SILTY, (CL) red 2.5YR 4/8, moist, high plasticity, some mica	
5.0					
	AU	PID = 16.6		LEAN CLAY, SILTY, (CL) strong brown 7.5YR 4/6, moist, high plasticity, some mica	
10				10.0	
	NR				
	SS	PID = 1891		SILT, CLAYEY, (ML) olive yellow 2.5Y 6/6, medium plasticity, trace organics, hydrocarbon odor, micaceous, some oxidation	
	SS	PID = 457.1			
	NR			18.0	
20	SS	PID = 704.4		SILT, (ML) pale olive 5Y 6/4, trace fine sand, hydrocarbon odor, some oxidation	
	SS	PID = 787.4			
	SS	PID = 840.2		24.0	
	SS	PID = 282.8		SILT, SANDY, (ML) pale olive 5Y 6/4, medium plasticity, some mica, trace fine sand, hydrocarbon odor, some oxidation	
	SS	PID = 929.2			
30	NR				
	SS	PID = 899.3			
	SS	PID = 674.1			
	SS	PID = 749.5		36.0	
	SS	PID = 1146		SILT, SANDY, (ML) light olive brown 2.5Y 5/4, moist, trace fine to medium sand, hydrocarbon odor, saprolite, dioritic, oxidized	Soil Sample (36-38') @ 1500
38.0					
40	SS	PID = 332			
	SS	PID = 1245		SILT, SANDY, (ML) olive 5Y 5/4, saturated, with fine to medium sand, hydrocarbon odor, saprolite, dioritic, oxidation	
	SS	PID = 695.3		44.0	
	SS	PID = 265.2		SILTY SAND, (SM) olive brown 2.5Y 4/4, moist, with fine to coarse sand, hydrocarbon odor, saprolite, micaceous, dioritic, oxidation	
	SS	PID = 1053			
50	SS	PID = 456.2		50.0	
51.0	SS	PID = 1066		SILTY SAND, (SM) very dark gray brown 2.5Y 3/2, saturated, with fine to medium sand, hydrocarbon odor, saprolite, micaceous, dioritic	Soil Sample (50-51') @ 1505
				Refusal at 51.0 feet. Bottom of borehole at 51.0 feet.	

WELL DIAGRAM

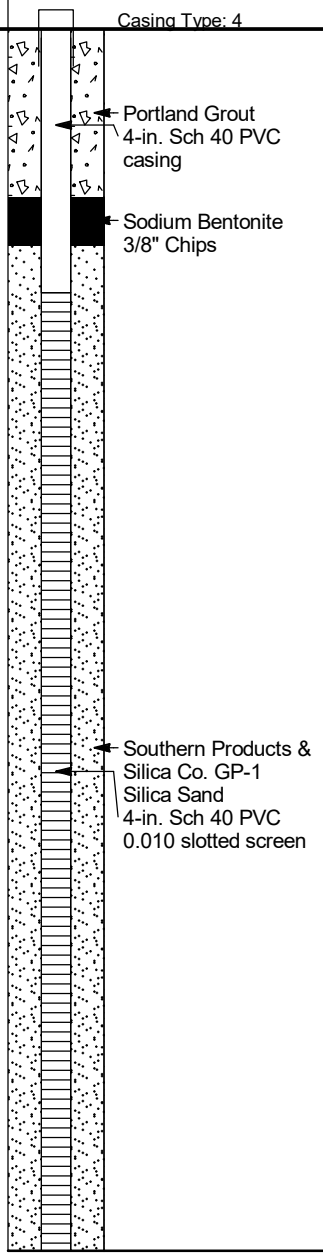

CPC_HUNTERSVILLE_BH_MW - GINT STD US LAB.GDT - 2/16/22 13:17 - C:\USERS\PUBLIC\DOCUMENTS\BENTLEY\GINTCL\PROJECTS\CPC_HUNTERSVILLE.GP

BORING NUMBER RW-109

Apex Companies

CLIENT Colonial Pipeline
PROJECT NAME 2020-L1-SR2448
PROJECT NUMBER CPC21018
PROJECT LOCATION Huntersville, NC
DATE/TIME STARTED 2022-01-25 00:00 **COMPLETED**
GROUND ELEVATION **TOP OF CASING**
DRILLING CONTRACTOR Parratt-Wolff
EQUIPMENT CME 850X
DRILLER Kevin White
GROUND WATER LEVELS AND TIME:
LOGGED BY Vanessa H **BOREHOLE DIAMETER** 10.25 in.
DURING DRILLING ---
METHOD HSA/Split Spoon
AFTER DRILLING ---

DEPTH (ft)	SAMPLE TYPE NUMBER	ENVIRONMENTAL DATA	GRAPHIC LOG	MATERIAL DESCRIPTION	COMMENTS
0	AU	PID = 8.1		LEAN CLAY, (CL) brown 7.5YR 4/4, dry, no odor, micaceous	
				5.0	
	AU	PID = 13.7		SILTY SAND, (SM) red 2.5YR 4/6, dry, little clay, no odor	
10	SS	PID = 475.9		12.0	Soil Sample (10-12') @ 1500
	SS	PID = 317.1		SILTY SAND, (SM) red brown 5YR 5/4, moist, hydrocarbon odor, micaceous, manganese staining	
	SS	PID = 296.6		14.0	
	SS	PID = 371		16.0 SILTY SAND, (SM) pale red 2.5YR 4/2, moist, soft, hydrocarbon odor, saprolite, iron staining	
20	SS	PID = 929		SILTY SAND, (SM) dark red gray 5YR 4/2, moist, soft, hydrocarbon odor, saprolite, dioritic, iron staining	
	SS	PID = 1162		22.0	
	SS	PID = 1457		SILTY SAND, (SM) red gray 5YR 5/2, moist, soft, hydrocarbon odor, saprolite, dioritic, iron staining	
	SS	PID = 808.4		24.0	
	SS	PID = 752.4		26.0 SILTY SAND, (SM) brown 7.5YR 5/3, moist, hydrocarbon odor, saprolite, heavy iron staining	
30	SS	PID = 788.4		28.0 SILTY SAND, (SM) brown 7.5YR 4/2, moist, soft, hydrocarbon odor, saprolite, dioritic, iron and manganese staining	
	SS	PID = 741.8		SILTY SAND, (SM) brown 7.5YR 4/2, saturated, soft, hydrocarbon odor, saprolite, dioritic, iron and manganese staining	
	SS	PID = 914.2			
	SS	PID = 930.9			
	SS	PID = 567.4			
40	SS	PID = 727.6		40.0	
	SS	PID = 1681		SILTY SAND, (SM) brown 7.5YR 4/2, moist, hard, hydrocarbon odor, saprolite, dioritic	
	SS	PID = 783.2		44.0	
	SS	PID = 1425		DIORITE	
	SS	PID = 1297			
50	SS	PID = 1352			
	SS	PID = 1669		53.0	Soil Sample (50-52') @ 1530

Refusal at 23.0 feet.
Bottom of borehole at 53.0 feet.

WELL DIAGRAM

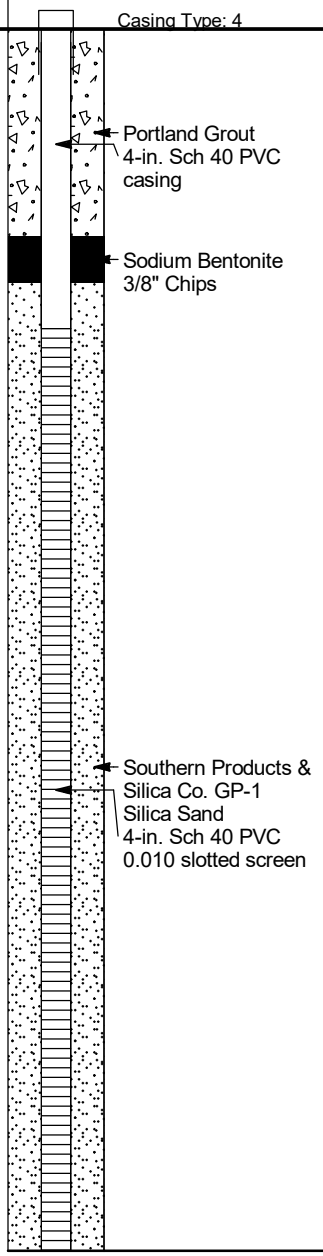

CPC_HUNTERSVILLE_BH_MW - GINT STD US LAB.GDT - 2/16/22 13:17 - C:\USERS\PUBLIC\DOCUMENTS\BENTLEY\GINTCL\PROJECTS\CPC_HUNTERSVILLE.GP

BORING NUMBER RW-110

Apex Companies

CLIENT Colonial Pipeline
PROJECT NAME 2020-L1-SR2448
PROJECT NUMBER CPC21018
PROJECT LOCATION Huntersville, NC
DATE/TIME STARTED 2022-01-20 00:00 **COMPLETED** _____ **GROUND ELEVATION** _____ **TOP OF CASING** _____
DRILLING CONTRACTOR Parratt-Wolff
EQUIPMENT CME 850X
DRILLER Kevin White
GROUND WATER LEVELS AND TIME:
LOGGED BY Vanessa H **BOREHOLE DIAMETER** 10.25 in.
DURING DRILLING ---
METHOD HSA/Split Spoon
AFTER DRILLING ---

DEPTH (ft)	SAMPLE TYPE NUMBER	ENVIRONMENTAL DATA	GRAPHIC LOG	MATERIAL DESCRIPTION	COMMENTS
0	AU	PID = 3.6		LEAN CLAY, SILTY, (CL) red 10R 4/6, dry, loose	
				5.0	
	AU	PID = 81.6		SANDY SILT, (ML) red brown 2.5YR 5/4, dry, loose, little clay	
10				10.0	
	SS	PID = 1.6		SANDY SILT, (ML) dark red brown 10R 3/4, dry, loose, micaceous	
	SS	PID = 137.9		12.0	
	SS	PID = 969.3		SANDY SILT, (ML) red brown 2.5YR 4/3, dry, loose, micaceous	Soil Sample (12-14') @ 1520
	SS	PID = 941.8		14.0	
	SS	PID = 1312		SANDY SILT, (ML) pale red 2.5YR 4/2, dry, soft, hydrocarbon odor, saprolite, micaceous	
20	SS	PID = 1029		20.0	
	SS	PID = 936.5		SANDY SILT, (ML) pale red 2.5YR 4/2, dry, soft, hydrocarbon odor, saprolite, dioritic, micaceous, iron staining	
	SS	PID = 982		24.0	
	SS	PID = 106		SANDY SILT, (ML) pale red 2.5YR 4/2, moist, soft, hydrocarbon odor, saprolite, dioritic, micaceous, iron staining	
	SS	PID = 708.3		26.0	
30	SS	PID = 1088		28.0	
	SS	PID = 466.4		SANDY SILT, (ML) pale red 2.5YR 2.5/1, moist, hard, hydrocarbon odor, saprolite, dioritic, micaceous	
	SS	PID = 1196		SANDY SILT, (ML) pale red 2.5YR 5/2, moist, soft, hydrocarbon odor, saprolite	
	SS	PID = 56.2		36.0	
	SS	PID = 433.1		SANDY SILT, (ML) red gray 2.5YR 6/1, moist, soft, hydrocarbon odor, saprolite	
40	SS	PID = 109.5			
	SS	PID = 89.9		44.0	
	SS	PID = 12.8		SANDY SILT, (ML) red gray 2.5YR 6/1, saturated, very hard, no odor, saprolite, micaceous	
	SS	PID = 33.7			
	SS	PID = 28.8			
50	SS	PID = 5.2			
	SS	PID = 86.4			
	SS	PID = 5.8		56.0	Soil Sample (54-56') @ 1540
				Bottom of borehole at 55.0 feet.	

WELL DIAGRAM

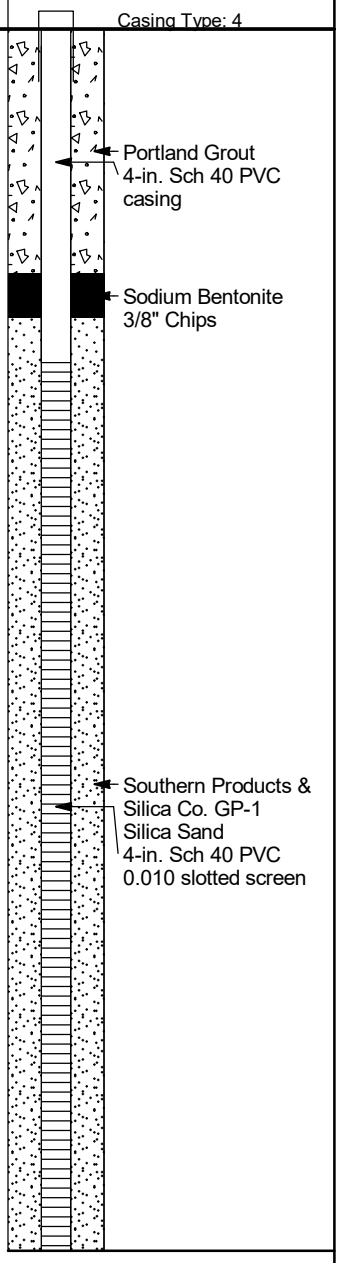

CPC_HUNTERSVILLE_BH_MW - GINT STD US LAB.GDT - 2/16/22 13:17 - C:\USERS\PUBLIC\DOCUMENTS\BENTLEY\GINTCL\PROJECTS\CPC_HUNTERSVILLE.GP

BORING NUMBER RW-111

Apex Companies

CLIENT Colonial Pipeline **PROJECT NAME** 2020-L1-SR2448

PROJECT NUMBER CPC21018 **PROJECT LOCATION** Huntersville, NC

DATE/TIME STARTED 2022-01-27 00:00 **COMPLETED** 2022-01-28 00:00 **GROUND ELEVATION** _____ **TOP OF CASING** _____

DRILLING CONTRACTOR Parratt-Wolff **EQUIPMENT** CME 850X

DRILLER Kevin White **GROUND WATER LEVELS AND TIME:**

LOGGED BY Jamie Humphrey **BOREHOLE DIAMETER** 10.25 in. **DURING DRILLING** ---

METHOD HSA/Split Spoon **AFTER DRILLING** ---

DEPTH (ft)	SAMPLE TYPE NUMBER	ENVIRONMENTAL DATA	GRAPHIC LOG	MATERIAL DESCRIPTION	COMMENTS	WELL DIAGRAM
0						Casing Type: 4
	AU	PID = 0		LEAN CLAY, SILTY, (CL) dark yellow brown 10YR 3/6, dry, loose, no odor, micaceous		
5.0						
	AU	PID = 5.8		SANDY SILT, (ML) dark yellow brown 10YR 3/4, dry, loose, no odor, micaceous		
10				10.0		Portland Grout 4-in. Sch 40 PVC casing
	SS	PID = 8.5		SILTY SAND, (SM) red brown 2.5YR 4/4, dry, loose, no odor, micaceous		
	SS	PID = 0.5		14.0		
	SS	PID = 8		SILTY SAND, (SM) dark red yellow 2.5YR 4/1, dry, no odor, saprolite, micaceous		
	SS	PID = 1.4				
	SS	PID = 3.8				Sodium Bentonite 3/8" Chips
20						
	SS	PID = 8				
	SS	PID = 38.7				
	SS	PID = 324		24.0		
	SS	PID = 119		SILTY SAND, (SM) dark red yellow 2.5YR 4/1, dry, hydrocarbon odor, saprolite, micaceous, iron staining	Soil Sample (26-28') @ 1620	
	SS	PID = 1368				
30						
	SS	PID = 1334				
	SS	PID = 1365		34.0		
	SS	PID = 1140		SILTY SAND, (SM) red gray 5YR 5/2, moist, hard, hydrocarbon odor, saprolite, dioritic		Southern Products & Silica Co. GP-1 Silica Sand 4-in. Sch 40 PVC 0.010 slotted screen
	SS	PID = 1235				
	SS	PID = 1064				
40						
	SS	PID = 828.2		42.0		
	SS	PID = 934		SILTY SAND, (SM) dark gray 5YR 4/1, wet, hard, hydrocarbon odor, saprolite, dioritic, iron staining		
44.0						
	SS	PID = 699.4		SILTY SAND, (SM) dark red gray 5YR 4/2, saturated, very hard, with fine to medium sand, hydrocarbon odor, saprolite, dioritic, micaceous, weathered and oxidized		
46.0						
47.0	SS	PID = 1049			Soil Sample (46-48') @ 1020	
				SILTY SAND, (SM) dark red gray 5YR 4/2, saturated, some gravel,		

(Continued Next Page)

CPC_HUNTERSVILLE_BH_MW - GINT STD US LAB.GDT - 2/16/22 13:17 - C:\USERS\PUBLIC\DOCUMENTS\BENTLEY\GINTCL\PROJECTS\CPC_HUNTERSVILLE.GP

BORING NUMBER RW-111

Apex Companies

CLIENT Colonial Pipeline **PROJECT NAME** 2020-L1-SR2448

PROJECT NUMBER CPC21018 **PROJECT LOCATION** Huntersville, NC

DEPTH (ft)	SAMPLE TYPE NUMBER	ENVIRONMENTAL DATA	GRAPHIC LOG	MATERIAL DESCRIPTION	COMMENTS	WELL DIAGRAM
				hydrocarbon odor, saprolite, dioritic, micaceous, weathered and oxidized		
				Refusal at 47.0 feet.		
				Bottom of borehole at 47.0 feet.		

CPC_HUNTERSVILLE_BH_MW - GINT STD US LAB.GDT - 2/16/22 13:17 - C:\USERS\PUBLIC\DOCUMENTS\BENTLEY\GINTCL\PROJECTS\CPC_HUNTERSVILLE.GP

BORING NUMBER RW-112

Apex Companies

CLIENT Colonial Pipeline
PROJECT NAME 2020-L1-SR2448
PROJECT NUMBER CPC21018
PROJECT LOCATION Huntersville, NC
DATE/TIME STARTED 2022-01-31 00:00 **COMPLETED** **GROUND ELEVATION** **TOP OF CASING**
DRILLING CONTRACTOR Parratt-Wolff
EQUIPMENT CME 850X
DRILLER Kevin White
GROUND WATER LEVELS AND TIME:
LOGGED BY Kyle Zigler **BOREHOLE DIAMETER** 10.25 in.
DURING DRILLING ---
METHOD HSA/Split Spoon
AFTER DRILLING ---

DEPTH (ft)	SAMPLE TYPE NUMBER	ENVIRONMENTAL DATA	GRAPHIC LOG	MATERIAL DESCRIPTION	COMMENTS	WELL DIAGRAM
0	AU	PID = 1.3		SILT, CLAYEY, (ML) dark red 10R 3/6, dry, no odor		
5.0	AU	PID = 66.7		SILT, (ML) red 10R 4/8, dry, organic odor		
10.0	SS	PID = 26.7		SILT, CLAYEY, (ML) red 2.5YR 5/8, dry, trace mica, no odor		
12.0	SS	PID = 4.2		SILT, (ML) strong brown 7.5YR 5/8, dry, trace mica, no odor		
14.0	SS	PID = 26.2		SILT, CLAYEY, (ML) red 10R 4/8, dry, no odor, micaceous		
16.0	SS	PID = 0		SILT, SANDY, (ML) light brown 7.5YR 6/4, dry, no odor, saprolite, micaceous		
18.0	SS	PID = 7.8		SILT, SANDY, (ML) red yellow 7.5YR 6/6, dry, no odor, saprolite, micaceous		
20.0	SS	PID = 6		SILT, SANDY, (ML) light brown 7.5YR 6/3, dry, no odor, saprolite, micaceous		
24.0	SS	PID = 0		SILT, SANDY, (ML) very light brown 10YR 7/3, dry, no odor, micaceous		
26.0	SS	PID = 5.2		SILT, (ML) very light brown 10YR 7/3, dry, trace silt, hydrocarbon odor, micaceous		
28.0	SS	PID = 714.8		SILT, (ML) very light brown 10YR 7/4, dry		
30.0	SS	PID = 16		SILT, (ML) yellow brown 10YR 5/4, dry, trace sand, hydrocarbon odor, saprolite, micaceous	Soil Sample (38-40') @ 1650	
32.0	SS	PID = 12.4		SILT, (ML) yellow brown 10YR 5/8, dry, trace sand, hydrocarbon odor, saprolite, micaceous		
34.0	SS	PID = 77.3		SILT, (ML) brown 10YR 5/3, dry, hydrocarbon odor, saprolite, micaceous		
36.0	SS	PID = 267.1		SILT, (ML) brown 10YR 5/3, wet, hydrocarbon odor, saprolite, micaceous		
38.0	SS	PID = 84.1		SILT, (ML) brown 10YR 5/3, dry, hydrocarbon odor, saprolite, micaceous		
40	SS	PID = 742.3		SILT, (ML) gray brown 10YR 5/2, dry, hydrocarbon odor, saprolite, micaceous		
42.0	SS	PID = 342.5		SILT, (ML) brown 10YR 5/3, dry, hydrocarbon odor, saprolite, micaceous		
44.0	SS	PID = 4232		SILT, SANDY, (ML) brown 7.5YR 5/3, wet, hydrocarbon odor, micaceous		
46.0	SS	PID = 3561		SILT, (ML) brown 10YR 5/3, wet, hydrocarbon odor, saprolite, dioritic, oxidation		
50.0	SS	PID = 3754		SILT, (ML) gray 10YR 5/1, wet, hydrocarbon odor, saprolite, dioritic, oxidation	Soil Sample (70-72') @ 1630	
50	SS	PID = 3908		SILT, (ML) light brown gray 10YR 6/2, wet, hydrocarbon odor, saprolite, dioritic, oxidation		
	SS	PID = 15000				
	SS	PID = 3982				
	SS	PID = 960				
	SS	PID = 1630				
60	SS	PID = 975.3				
	SS	PID = 1542				
	SS	PID = 474.5				
	SS	PID = 1044				
	NR					
70	SS	PID = 643.3				
	SS	PID = 392.1				
72.0						

(Continued Next Page)

CPC_HUNTERSVILLE_BH_MW - GINT STD US LAB.GDT - 2/16/22 13:17 - C:\USERS\PUBLIC\DOCUMENTS\BENTLEY\GINTCL\PROJECTS\CPC_HUNTERSVILLE.GP

BORING NUMBER RW-112

Apex Companies

CLIENT Colonial Pipeline **PROJECT NAME** 2020-L1-SR2448

PROJECT NUMBER CPC21018 **PROJECT LOCATION** Huntersville, NC

DEPTH (ft)	SAMPLE TYPE NUMBER	ENVIRONMENTAL DATA	GRAPHIC LOG	MATERIAL DESCRIPTION	COMMENTS	WELL DIAGRAM
				Refusal at 71.0 feet. Bottom of borehole at 71.0 feet.		

CPC_HUNTERSVILLE_BH_MW - GINT STD US LAB.GDT - 2/16/22 13:17 - C:\USERS\PUBLIC\DOCUMENTS\BENTLEY\GINTCL\PROJECTS\CPC_HUNTERSVILLE.GP

BORING NUMBER MW-07R

Apex Companies

CLIENT Colonial Pipeline
PROJECT NAME 2020-L1-SR2448
PROJECT NUMBER CPC21018
PROJECT LOCATION Huntersville, NC
DATE/TIME STARTED 2022-02-02 00:00 **COMPLETED** 2022-02-08 00:00 **GROUND ELEVATION** _____ **TOP OF CASING** _____
DRILLING CONTRACTOR Parratt-Wolff
EQUIPMENT CME 850X
DRILLER Kevin White
GROUND WATER LEVELS AND TIME:
LOGGED BY Roger Cantley **BOREHOLE DIAMETER** 10.5 in.
DURING DRILLING ---
METHOD HSA/Split Spoon
AFTER DRILLING ---

DEPTH (ft)	SAMPLE TYPE NUMBER	ENVIRONMENTAL DATA	GRAPHIC LOG	MATERIAL DESCRIPTION	COMMENTS
0	AU	PID = 29.3			See boring log for MW-07 for lithology from 0 - 34'
	AU	PID = 51.7			
10	AU	PID = 45.2			
	AU	PID = 491			
20	AU	PID = 54.9			
	AU	PID = 88.9			
30	SS	PID = 312.6			
	SS	PID = 618.8		36.0 SILTY SAND, (SM) yellow 10YR 7/8, moist, no odor, saprolite, micaceous, dioritic, oxidation	
	SS	PID = 214		38.0 SILTY SAND, (SM) light gray 10YR 7/1, moist, no odor, saprolite, micaceous, dioritic, oxidation	
40	SS	PID = 100.5		40.0 SILTY SAND, (SM) gray 10YR 6/1, moist, no odor, saprolite, micaceous, dioritic, oxidation	
	SS	PID = 55.8			
	SS	PID = 43.9		44.0 SILTY SAND, (SM) light gray 10YR 7/1, wet, no odor, saprolite, micaceous, dioritic, oxidation	
	SS	PID = 10.4		46.0 SILTY SAND, (SM) gray brown 10YR 5/2, wet, no odor, saprolite, micaceous, dioritic, oxidation	
	SS	PID = 0		48.0 SILTY SAND, (SM) gray 10YR 6/1, wet, no odor, saprolite, micaceous, dioritic, oxidation	
50	SS	PID = 0		50.0 SILTY SAND, (SM) gray 10YR 5/1, wet, no odor, saprolite, micaceous, dioritic, oxidation	
	SS	PID = 0		52.0	
	SS	PID = 0		54.0	

WELL DIAGRAM

Casing Type: 2
grout
2-in. PVC Casing
bentonite plug
silica sand #2
2-in. Sch 40 PVC
0.010 slotted screen

CPC_HUNTERSVILLE_BH_MW - GINT STD US LAB.GDT - 2/16/22 13:17 - C:\USERS\PUBLIC\DOCUMENTS\BENTLEY\GINTCL\PROJECTS\CPC_HUNTERSVILLE.GP

(Continued Next Page)

BORING NUMBER MW-07R

Apex Companies

CLIENT Colonial Pipeline **PROJECT NAME** 2020-L1-SR2448

PROJECT NUMBER CPC21018 **PROJECT LOCATION** Huntersville, NC

DEPTH (ft)	SAMPLE TYPE NUMBER	ENVIRONMENTAL DATA	GRAPHIC LOG	MATERIAL DESCRIPTION	COMMENTS	WELL DIAGRAM
				SILTY SAND, (SM) light gray 10YR 7/1, wet, no odor, saprolite, micaceous, dioritic, oxidation		
				SILTY SAND, (SM) gray 10YR 6/1, wet, no odor, saprolite, micaceous, dioritic, oxidation		
				Bottom of borehole at 52.0 feet.		

CPC_HUNTERSVILLE_BH_MW - GINT STD US LAB.GDT - 2/16/22 13:17 - C:\USERS\PUBLIC\DOCUMENTS\BENTLEY\GINTCL\PROJECTS\CPC_HUNTERSVILLE.GP

APPENDIX B

GROUNDWATER SAMPLING LOGS

GROUNDWATER SAMPLING LOG

SITE NAME: 2020-L1-2448 Incident	SITE LOCATION: Huntersville, NC	PROJECT NUMBER: 60674226	WELL NAME: MW-1	DATE: 02/03/22

WELL DIAMETER (inches): 2	TUBING DIAMETER (inches): 3/8"	WELL SCREEN INTERVAL DEPTH: 21.88 ft. to 36.88 ft.	DEPTH TO WATER (feet): 32.16	PUMP TYPE OR BAILER: bailer

1 WELL VOLUME = (TD-DTW) x WELL CAPACITY
(36.88 ft. - 32.16 ft.) x 0.16 gal./ft. = 0.76 gallons

3 WELL VOLUMES = 1 WELL VOLUME X 3
0.76 gallons x 3 = 2.27 gallons

PUMP DEPTH IN WELL (feet): —	PURGING INITIATED AT: 1010	PURGING ENDED AT: 1020	TOTAL VOLUME PURGED (gallons): 2.27

EQUIPMENT INFORMATION WATER QUALITY METER — MAKE/MODEL: YSI PRO+/QUATTRO — SERIAL #: 17C1016605

EQUIPMENT INFORMATION OIL/WATER INTERFACE PROBE — MAKE/MODEL: H.Oil oil water interface — SERIAL #: 01-8345

TIME	VOLUME PURGED (gallons)	PURGE RATE (gpm)	DEPTH TO WATER (feet)	TEMP. (°C)	DO (mg/L)	COND. (µS/cm)	pH (standard units)	ORP (mV)	TURB. (NTU)	COLOR (describe)	ODOR (describe)
STABILIZATION CRITERIA:			<0.3 ft. drawdown	within 3%	within 10% or <0.5 mg/L	within 3%	±0.1 unit	±10 mV	within 10% or <5 NTU	--	--
1010	0.76	—	32.16	13.3	8.71	124.9	6.35	284.6	921.1	Brown	None
1015	1.52	—	—	13.7	6.77	136.2	6.51	232.3	71100	↓	↓
1020	2.28	—	—	13.4	6.72	123.9	6.44	298.4	71100	↓	↓

WELL CAPACITY (Gallons Per Foot): **0.75"** = 0.02; **1"** = 0.04; **1.25"** = 0.06; **2"** = 0.16; **3"** = 0.37; **4"** = 0.65; **5"** = 1.02; **6"** = 1.47; **12"** = 5.88

SAMPLING DATA

SAMPLED BY (PRINT) / AFFILIATION: Emilia Torrellas / AECOM	SAMPLER(S) SIGNATURE(S): Emilia G. Torrellas	SAMPLE TIME: 1020

PUMP OR TUBING DEPTH IN WELL (feet): —	TUBING MATERIAL CODE: LDPE	FIELD-FILTERED: Y (N) Filtration Equipment Type: --	FILTER SIZE: -- µm

FIELD DECONTAMINATION: PUMP (Y) N TUBING Y (N replaced) DUPLICATE: Y (N)

SAMPLE CONTAINER SPECIFICATION				SAMPLE PRESERVATION (including wet ice)			INTENDED ANALYSIS AND/OR METHOD	SAMPLING EQUIPMENT CODE	SAMPLE PUMP FLOW RATE (gal per minute)
SAMPLE ID CODE	# CONTAINERS	MATERIAL CODE	VOLUME	PRESERVATIVE USED	TOTAL VOL ADDED IN FIELD (mL)	FINAL pH			
MW-1	4	AG	40 mL	HCl	40 mL x 4	6.44	6200	ESP	0.1
↓	3	AG	40 mL	HCl	40 mL x 3	↓	VPH	↓	↓
↓	1	PP	250 mL	HNO_3	250 mL	↓	Lead by 6010	↓	↓

REMARKS:

MATERIAL CODES: **AG** = Amber Glass; **CG** = Clear Glass; **HDPE** = High Density Polyethylene; **LDPE** = Low Density Polyethylene; **PP** = Polypropylene; **S** = Silicone; **T** = Teflon; **O** = Other (Specify)

SAMPLING EQUIPMENT CODES: **APP** = After (Through) Peristaltic Pump; **B** = Bailer; **BP** = Bladder Pump; **ESP** = Electric Submersible Pump; **RFPP** = Reverse Flow Peristaltic Pump; **SM** = Straw Method (Tubing Gravity Drain); **O** = Other (Specify)

GROUNDWATER SAMPLING LOG

SITE NAME: 2020-L1-2448 Incident	SITE LOCATION: Huntersville, NC	PROJECT NUMBER: 60674226	WELL NAME: MW-02	DATE: 2.3.22

WELL DIAMETER (inches): 2	TUBING DIAMETER (inches): 3/8	WELL SCREEN INTERVAL DEPTH: 22.11 ft. to 37.11 ft.	DEPTH TO WATER (feet): 32.02	PUMP TYPE OR BAILER: MONSOON

1 WELL VOLUME = (TD-DTW) x WELL CAPACITY

(37.11 ft. - 32.02 ft.) x 0.16 gal./ft. = 0.81 gallons

3 WELL VOLUMES = 1 WELL VOLUME X 3

0.81 gallons x 3 = 2.44 gallons

PUMP DEPTH IN WELL (feet): 36.0	PURGING INITIATED AT: 0940	PURGING ENDED AT: 1040	TOTAL VOLUME PURGED (gallons): 5.5

EQUIPMENT INFORMATION WATER QUALITY METER — MAKE/MODEL: — SERIAL #:

EQUIPMENT INFORMATION OIL/WATER INTERFACE PROBE — MAKE/MODEL: — SERIAL #:

TIME	VOLUME PURGED (gallons)	PURGE RATE (gpm)	DEPTH TO WATER (feet)	TEMP. (°C)	DO (mg/L)	COND. (µS/cm)	pH (standard units)	ORP (mV)	TURB. (NTU)	COLOR (describe)	ODOR (describe)
STABILIZATION CRITERIA:			<0.3 ft. drawdown	within 3%	within 10% or <0.5 mg/L	within 3%	±0.1 unit	±10 mV	within 10% or <5 NTU	--	--
0940	0.5	0.1	32.02	15.2	7.58	84.3	6.66	159.7	105.8	lgt brn	none
0945	1.0	0.1	32.67	15.4	7.22	82.7	6.47	184.6	414.4	"	"
0950	1.5	0.30	32.83	15.6	7.22	82.1	6.45	188.6	184.3	"	"
0955	2.0	0.45	32.75	15.5	7.32	82.0	6.42	186.2	173.6	"	
1000	2.5	0.38	32.62	15.4	7.76	81.9	6.43	180.0	162.8		
1005	3.0	0.42	32.55	15.4	7.63	81.1	6.41	173.8	57.63	clear	none
1010	3.5	0.39	32.45	81.6	7.60	81.5	6.42	170.2	35.84	"	"
1015	4.0	0.40	32.44	15.3	7.47	81.5	6.41	153.0	26.60	"	"
1020	4.5	0.40	32.37	15.1	7.41	81.1	6.41	150.8	18.68	"	"
1025	5.0	0.40	32.34	15.3	7.40	81.2	6.40	152.7	10.10	"	"
1030	5.5	0.40	32.30	15.2	7.40	81.0	6.40	152.5	4.88	"	"

WELL CAPACITY (Gallons Per Foot): **0.75"** = 0.02; **1"** = 0.04; **1.25"** = 0.06; **2"** = 0.16; **3"** = 0.37; **4"** = 0.65; **5"** = 1.02; **6"** = 1.47; **12"** = 5.88

SAMPLING DATA

SAMPLED BY (PRINT) / AFFILIATION: Erica Duncan	SAMPLER(S) SIGNATURE(S):	SAMPLE TIME: 1040

PUMP OR TUBING DEPTH IN WELL (feet):	TUBING MATERIAL CODE: LDPE	FIELD-FILTERED: Y (N) Filtration Equipment Type: --	FILTER SIZE: -- µm

FIELD DECONTAMINATION: PUMP (N) TUBING Y (N replaced) DUPLICATE: (Y) N

SAMPLE CONTAINER SPECIFICATION				SAMPLE PRESERVATION (including wet ice)			INTENDED ANALYSIS AND/OR METHOD	SAMPLING EQUIPMENT CODE	SAMPLE PUMP FLOW RATE (gal per minute)
SAMPLE ID CODE	# CONTAINERS	MATERIAL CODE	VOLUME	PRESERVATIVE USED	TOTAL VOL ADDED IN FIELD (mL)	FINAL pH			
MW-	4	AG	40 mL	HCl	40 mL x 4	6.40	6200	ESP	0.1
MW-	3	AG	40 mL	HCl	40 mL x 3	6.40	VPH	ESP	0.1
MW-	1	PP	250 mL	HNO_3	250 mL	6.40	Lead by 6010	ESP	0.1

REMARKS:

MATERIAL CODES: **AG** = Amber Glass; **CG** = Clear Glass; **HDPE** = High Density Polyethylene; **LDPE** = Low Density Polyethylene; **PP** = Polypropylene; **S** = Silicone; **T** = Teflon; **O** = Other (Specify)

SAMPLING EQUIPMENT CODES: **APP** = After (Through) Peristaltic Pump; **B** = Bailer; **BP** = Bladder Pump; **ESP** = Electric Submersible Pump; **RFPP** = Reverse Flow Peristaltic Pump; **SM** = Straw Method (Tubing Gravity Drain); **O** = Other (Specify)

GROUNDWATER SAMPLING LOG

SITE NAME: 2020-L1-2448 Incident	SITE LOCATION: Huntersville, NC	PROJECT NUMBER: 60674226	WELL NAME: MW-03	DATE: 02/02/22

WELL DIAMETER (inches): 2	TUBING DIAMETER (inches): 3/8"	WELL SCREEN INTERVAL DEPTH: 20.07 ft. to 30.07 ft.	DEPTH TO WATER (feet): 28.06	PUMP TYPE OR BAILER: bailer

1 WELL VOLUME = (TD-DTW) x WELL CAPACITY
(30.07 ft. - 28.06 ft.) x 0.16 gal./ft. = 0.32 gallons

3 WELL VOLUMES = 1 WELL VOLUME X 3
0.32 gallons x 3 = 0.96 gallons

PUMP DEPTH IN WELL (feet): —	PURGING INITIATED AT: 1540	PURGING ENDED AT: 1550	TOTAL VOLUME PURGED (gallons): 0.96

EQUIPMENT INFORMATION WATER QUALITY METER — MAKE/MODEL: YSI PRO+/Quatro — SERIAL #: 17C1016605

EQUIPMENT INFORMATION OIL/WATER INTERFACE PROBE — MAKE/MODEL: H.Oil oil water interface — SERIAL #: 01-8345

TIME	VOLUME PURGED (gallons)	PURGE RATE (gpm)	DEPTH TO WATER (feet)	TEMP. (°C)	DO (mg/L)	COND. (µS/cm)	pH (standard units)	ORP (mV)	TURB. (NTU)	COLOR (describe)	ODOR (describe)
STABILIZATION CRITERIA:			<0.3 ft. drawdown	within 3%	within 10% or <0.5 mg/L	within 3%	±0.1 unit	±10 mV	within 10% or <5 NTU	--	--
1540	0.32	—	30.07	14.7	2.07	239.1	6.15	190.2	351.1	brown	NONE
1545	0.64	—	—	14.8	1.30	220.0	6.07	144.4	385.9	↓	↓
1550	0.96	—	—	13.8	1.33	217.7	6.01	179.3	97.80	Cloudy	↓

WELL CAPACITY (Gallons Per Foot): **0.75"** = 0.02; **1"** = 0.04; **1.25"** = 0.06; **2"** = 0.16; **3"** = 0.37; **4"** = 0.65; **5"** = 1.02; **6"** = 1.47; **12"** = 5.88

SAMPLING DATA

SAMPLED BY (PRINT) / AFFILIATION: Emilia Torrellas AECOM	SAMPLER(S) SIGNATURE(S): Emilia G. Torrellas	SAMPLE TIME: 1550

PUMP OR TUBING DEPTH IN WELL (feet): —	TUBING MATERIAL CODE: LDPE	FIELD-FILTERED: Y (N) Filtration Equipment Type: --	FILTER SIZE: -- µm

FIELD DECONTAMINATION: PUMP Y N TUBING Y N (replaced) — DUPLICATE: Y (N)

SAMPLE CONTAINER SPECIFICATION				SAMPLE PRESERVATION (including wet ice)			INTENDED ANALYSIS AND/OR METHOD	SAMPLING EQUIPMENT CODE	SAMPLE PUMP FLOW RATE (gal per minute)
SAMPLE ID CODE	# CONTAINERS	MATERIAL CODE	VOLUME	PRESERVATIVE USED	TOTAL VOL ADDED IN FIELD (mL)	FINAL pH			
MW-3	4	AG	40 mL	HCl	40 mL x 4	6.01	6200	ESP	—
↓	3	AG	40 mL	HCl	40 mL x 3	↓	VPH	↓	—
↓	1	PP	250 mL	HNO_3	250 mL	↓	Lead by 6010	↓	—

REMARKS:

MATERIAL CODES: **AG** = Amber Glass; **CG** = Clear Glass; **HDPE** = High Density Polyethylene; **LDPE** = Low Density Polyethylene; **PP** = Polypropylene; **S** = Silicone; **T** = Teflon; **O** = Other (Specify)

SAMPLING EQUIPMENT CODES: **APP** = After (Through) Peristaltic Pump; **B** = Bailer; **BP** = Bladder Pump; **ESP** = Electric Submersible Pump; **RFPP** = Reverse Flow Peristaltic Pump; **SM** = Straw Method (Tubing Gravity Drain); **O** = Other (Specify)

GROUNDWATER SAMPLING LOG

SITE NAME: 2020-L1-2448 Incident	SITE LOCATION: Huntersville, NC	PROJECT NUMBER: 60639876	WELL NAME: MW-04	DATE: 2/3/22

WELL DIAMETER (inches): 2	TUBING DIAMETER (inches): 2	WELL SCREEN INTERVAL DEPTH: 12.78 ft. to 42.78 ft.	DEPTH TO WATER (feet): 33.98	PUMP TYPE OR BAILER: MONSOON

1 WELL VOLUME = (TD-DTW) x WELL CAPACITY

(42.78 ft. - 33.98 ft.) x 0.16 gal./ft. = 1.41 gallons

3 WELL VOLUMES = 1 WELL VOLUME X 3

1.41 gallons x 3 = 4.22 gallons

PUMP DEPTH IN WELL (feet): 39	PURGING INITIATED AT: 0940	PURGING ENDED AT: 1035	TOTAL VOLUME PURGED (gallons): 3.30

EQUIPMENT INFORMATION WATER QUALITY METER	MAKE/MODEL: SERIAL #:	EQUIPMENT INFORMATION OIL/WATER INTERFACE PROBE	MAKE/MODEL: SERIAL #:

TIME	VOLUME PURGED (gallons)	PURGE RATE (gpm)	DEPTH TO WATER (feet)	TEMP. (°C)	DO (mg/L)	COND. (µS/cm)	pH (standard units)	ORP (mV)	TURB. (NTU)	COLOR (describe)	ODOR (describe)
STABILIZATION CRITERIA:			<0.3 ft. drawdown	within 3%	within 10% or <0.5 mg/L	within 3%	±0.1 unit	±10 mV	within 10% or <5 NTU	--	--
0958	0.66	0.066	34.42	15.0	8.57	59.8	5.76	222.6	104.3		
0955	0.99	0.066	34.44	15.8	8.24	61.2	5.76	204.3	46.19		
1000	1.32	0.066	34.45	16.2	8.12	61.9	5.82	187.3	40.51		
1005	1.65	0.066	34.46	16.3	8.04	62.1	5.88	172.6	21.37		
1010	1.98	0.066	34.47	16.4	8.01	62.4	5.93	157.1	21.68		
1015	2.31	0.066	34.48	16.4	8.03	62.4	5.98	146.5	9.89		
1020	2.64	0.066	34.49	16.5	7.92	62.7	5.99	142.2	5.40		
1025	2.97	0.066	34.48	16.4	7.96	62.7	6.01	137.1	5.16		
1030	3.30	0.066	34.47	16.2	8.00	62.3	6.02	133.1	4.09		

WELL CAPACITY (Gallons Per Foot): **0.75"** = 0.02; **1"** = 0.04; **1.25"** = 0.06; **2"** = 0.16; **3"** = 0.37; **4"** = 0.65; **5"** = 1.02; **6"** = 1.47; **12"** = 5.88

SAMPLING DATA

SAMPLED BY (PRINT) / AFFILIATION: SAM MOORE/AECOM	SAMPLER(S) SIGNATURE(S):	SAMPLE TIME: 1035

PUMP OR TUBING DEPTH IN WELL (feet): 39	TUBING MATERIAL CODE: LDPE	FIELD-FILTERED: Y (N) Filtration Equipment Type: --	FILTER SIZE: -- µm

FIELD DECONTAMINATION: PUMP (Y) N TUBING Y (N replaced) DUPLICATE: (Y) N

SAMPLE CONTAINER SPECIFICATION				SAMPLE PRESERVATION (including wet ice)			INTENDED ANALYSIS AND/OR METHOD	SAMPLING EQUIPMENT CODE	SAMPLE PUMP FLOW RATE (gal per minute)
SAMPLE ID CODE	# CONTAINERS	MATERIAL CODE	VOLUME	PRESERVATIVE USED	TOTAL VOL ADDED IN FIELD (mL)	FINAL pH			
MW-04	4	AG	40 mL	HCl	40 mL x 4	6.00	6200	ESP	0.066
MW-04	3	AG	40 mL	HCl	40 mL x 3	6.00	VPH	ESP	0.066
MW-04	1	PP	250 mL	HNO_3	250 mL	6.00	Lead by 6010	ESP	0.066

REMARKS:

Well stabalized after purging 3.30 gallons

MATERIAL CODES: **AG** = Amber Glass; **CG** = Clear Glass; **HDPE** = High Density Polyethylene; **LDPE** = Low Density Polyethylene; **PP** = Polypropylene; **S** = Silicone; **T** = Teflon; **O** = Other (Specify)

SAMPLING EQUIPMENT CODES: **APP** = After (Through) Peristaltic Pump; **B** = Bailer; **BP** = Bladder Pump; **ESP** = Electric Submersible Pump; **RFPP** = Reverse Flow Peristaltic Pump; **SM** = Straw Method (Tubing Gravity Drain); **O** = Other (Specify)

GROUNDWATER SAMPLING LOG

SITE NAME: 2020-L1-2448 Incident	SITE LOCATION: Huntersville, NC	PROJECT NUMBER: 60639876	WELL NAME: MW-04D	DATE: 2/3/22
WELL DIAMETER (inches): 2"	TUBING DIAMETER (inches): 3/8"	WELL SCREEN INTERVAL DEPTH: 119.35 feet to 129.35 feet	DEPTH TO WATER (feet):	PUMP TYPE OR BAILER: Bladder Pump

WELL VOLUME PURGE: 1 WELL VOLUME = (TOTAL WELL DEPTH – STATIC DEPTH TO WATER) X WELL CAPACITY
(only fill out if applicable)
= (119.35 feet – 34.96 feet) X 0.16 gallons/foot = 13.50 gallons

PUMP DEPTH IN WELL (feet): 124.35	PURGING INITIATED AT: 950	PURGING ENDED AT: 1050	TOTAL VOLUME PURGED (gallons): 5.0

TIME	VOLUME PURGED (gallons)	PURGE RATE (gpm)	DEPTH TO WATER (feet)	TEMP. (°C)	DO (mg/L)	COND. (µS/cm)	pH (standard units)	ORP (mV)	TURB. (NTU)	COLOR (describe)	ODOR (describe)
STABILIZATION CRITERIA:			<0.3 ft. drawdown	within 3%	within 10% or <0.5 mg/L	within 3%	±0.1 unit	±10 mV	within 10% or <5 NTU	--	--
950	0.0	0.083	35.66	13.7	4.00	306.2	11.13	-16.2	59.65	Clear	none
955	0.416		37.71	13.8	1.27	314.2	11.05	-7.1	57.23		
1000	0.83		38.72	14.2	1.17	323.2	11.02	13.8	53.32		
1005	1.25		39.37	13.9	0.96	315.2	11.07	-20.3	31.96		
1010	1.66		39.62	14.0	1.01	309.3	11.01	-18.9	28.69		
1015	2.083		39.95	14.1	1.12	301.7	10.98	-18.0	24.82		
1020	2.5		40.24	14.1	0.91	271.3	10.81	-18.3	24.13		
1025	2.916		41.65	14.2	0.89	252.4	10.72	-19.8	23.48		
1030	3.33		42.28	14.1	0.91	234.7	10.56	-22.6	15.32		
1035	3.75		42.54	14.1	0.93	222.7	10.01	-20.3	10.21		
1040	4.166		42.95	14.1	0.97	215.7	9.17	-18.9	8.48		
1045	4.583		43.10	13.9	0.92	213.8	9.17	-22.3	6.68		
1050	5.0		43.20	14.0	0.93	210.8	9.15	-22.9	4.22		



WELL CAPACITY (Gallons Per Foot): **0.75"** = 0.02; **1"** = 0.04; **1.25"** = 0.06; **2"** = 0.16; **3"** = 0.37; **4"** = 0.65; **5"** = 1.02; **6"** = 1.47; **12"** = 5.88

SAMPLING DATA

SAMPLED BY (PRINT) / AFFILIATION: JacobMiller/AECom	SAMPLER(S) SIGNATURE(S):	SAMPLE TIME: 1055
PUMP OR TUBING DEPTH IN WELL (feet): 124.35	TUBING MATERIAL CODE: LDPE	FIELD-FILTERED: Y (N) Filtration Equipment Type: -- FILTER SIZE: -- µm
FIELD DECONTAMINATION: PUMP (Y) N	TUBING Y (N) (replaced)	DUPLICATE: Y (N)

SAMPLE CONTAINER SPECIFICATION				SAMPLE PRESERVATION (including wet ice)					
SAMPLE ID CODE	# CONTAINERS	MATERIAL CODE	VOLUME	PRESERVATIVE USED	TOTAL VOL ADDED IN FIELD (mL)	FINAL pH	INTENDED ANALYSIS AND/OR METHOD	SAMPLING EQUIPMENT CODE	SAMPLE PUMP FLOW RATE (gal per minute)
MW-04D	4	AG	40 mL	HCL	40 mL x 4	9.15	6200	BP	0.083
	3	AG	40 mL	HCL	40 mL x 3		VPH		
	1	PE	250 mL	HNO_3	250 mL		Lead by 6010		

REMARKS: Moderate recharge

MATERIAL CODES: **AG** = Amber Glass; **CG** = Clear Glass; **HDPE** = High Density Polyethylene; **LDPE** = Low Density Polyethylene; **PP** = Polypropylene; **S** = Silicone; **T** = Teflon; **O** = Other (Specify)

SAMPLING EQUIPMENT CODES: **APP** = After (Through) Peristaltic Pump; **B** = Bailer; **BP** = Bladder Pump; **ESP** = Electric Submersible Pump; **RFPP** = Reverse Flow Peristaltic Pump; **SM** = Straw Method (Tubing Gravity Drain); **O** = Other (Specify)

GROUNDWATER SAMPLING LOG

SITE NAME: 2020-L1-2448 Incident	SITE LOCATION: Huntersville, NC	PROJECT NUMBER: 60639876	WELL NAME: MW-05	DATE: 2/2/22

WELL DIAMETER (inches): 2	TUBING DIAMETER (inches): 3/8	WELL SCREEN INTERVAL DEPTH: 12.02 ft. to 42.02 ft.	DEPTH TO WATER (feet): 30.12	PUMP TYPE OR BAILER: Monsoon

1 WELL VOLUME = (TD-DTW) x WELL CAPACITY

(42.02 ft. - 30.12 ft.) x 0.16 gal./ft. = 1.9 gallons

3 WELL VOLUMES = 1 WELL VOLUME X 3

1.9 gallons x 3 = 5.7 gallons

PUMP DEPTH IN WELL (feet): 35	PURGING INITIATED AT: 1355	PURGING ENDED AT: 1505	TOTAL VOLUME PURGED (gallons): 6.5

EQUIPMENT INFORMATION WATER QUALITY METER — MAKE/MODEL: YSI Pro + — SERIAL #: 21J102397

EQUIPMENT INFORMATION OIL/WATER INTERFACE PROBE — MAKE/MODEL: Heron — SERIAL #: 01-7799

TIME	VOLUME PURGED (gallons)	PURGE RATE (gpm)	DEPTH TO WATER (feet)	TEMP. (°C)	DO (mg/L)	COND. (µS/cm)	pH (standard units)	ORP (mV)	TURB. (NTU)	COLOR (describe)	ODOR (describe)
STABILIZATION CRITERIA:			<0.3 ft. drawdown	within 3%	within 10% or <0.5 mg/L	within 3%	±0.1 unit	±10 mV	within 10% or <5 NTU	--	--
1356	0	0.1	30.66	15.0	7.16	69.6	6.61	164.3	265.2	Cloudy	None
1401	0.5	0.1	30.66	15.9	5.60	71.5	6.38	158.3	278.2	Cloudy	None
1406	1	0.1	30.66	16.2	5.37	73.2	6.35	156.9	332.7	Cloudy	None
1411	1.5	0.1	30.66	16.2	5.30	73.4	6.34	158.8	384.1	Cloudy	None
1416	2	0.1	30.70	16.1	5.21	74.3	6.33	166.3	231.7	Cloudy	None
1421	2.5	0.1	30.70	16.1	5.21	74.5	6.33	160.6	120.8	Cloudy	None
1426	3	0.1	30.70	16.1	5.26	74.9	6.32	158.9	105.9	Cloudy	None
1431	3.5	0.1	30.70	16.0	5.39	74.8	6.31	162.3	102.3	Cloudy	None
1436	4.0	0.1	30.70	15.8	5.20	74.6	6.32	166.1	86.46	Cloudy	None
1441	4.5	0.1	30.70	15.9	5.25	75.5	6.32	168.3	82.33	Cloudy	None
1446	5	0.1	30.70	16.1	5.23	75.8	6.33	163.0	63.25	Cloudy	None
1451	5.5	0.1	30.70	16.1	5.27	760	6.33	164.2	55.62	Cloudy	None
1456	6	0.1	30.70	16.1	5.33	76.2	6.33	165.7	48.04	Cloudy	None

WELL CAPACITY (Gallons Per Foot): **0.75"** = 0.02; **1"** = 0.04; **1.25"** = 0.06; **2"** = 0.16; **3"** = 0.37; **4"** = 0.65; **5"** = 1.02; **6"** = 1.47; **12"** = 5.88

SAMPLING DATA

SAMPLED BY (PRINT) / AFFILIATION: Erik Rygol / AECOM	SAMPLER(S) SIGNATURE(S):	SAMPLE TIME: 1500

PUMP OR TUBING DEPTH IN WELL (feet): 35	TUBING MATERIAL CODE: LDPE	FIELD-FILTERED: Y (N) Filtration Equipment Type: --	FILTER SIZE: -- µm

FIELD DECONTAMINATION: PUMP (Y) N TUBING Y (N replaced) DUPLICATE: Y (N)

SAMPLE CONTAINER SPECIFICATION				SAMPLE PRESERVATION (including wet ice)			INTENDED ANALYSIS AND/OR METHOD	SAMPLING EQUIPMENT CODE	SAMPLE PUMP FLOW RATE (gal per minute)
SAMPLE ID CODE	# CONTAINERS	MATERIAL CODE	VOLUME	PRESERVATIVE USED	TOTAL VOL ADDED IN FIELD (mL)	FINAL pH			
MW-05	4	AG	40 mL	HCl	40 mL x 4	6.33	6200	ESP	0.1
MW-05	3	AG	40 mL	HCl	40 mL x 3	6.33	VPH	ESP	0.1
MW-05	1	PP	250 mL	HNO_3	250 mL	6.33	Lead by 6010	ESP	0.1

REMARKS:

3 well volumes Purged, High turbidity

MATERIAL CODES: **AG** = Amber Glass; **CG** = Clear Glass; **HDPE** = High Density Polyethylene; **LDPE** = Low Density Polyethylene; **PP** = Polypropylene; **S** = Silicone; **T** = Teflon; **O** = Other (Specify)

SAMPLING EQUIPMENT CODES: **APP** = After (Through) Peristaltic Pump; **B** = Bailer; **BP** = Bladder Pump; **ESP** = Electric Submersible Pump; **RFPP** = Reverse Flow Peristaltic Pump; **SM** = Straw Method (Tubing Gravity Drain); **O** = Other (Specify)

GROUNDWATER SAMPLING LOG

SITE NAME: 2020-L1-2448 Incident	SITE LOCATION: Huntersville, NC	PROJECT NUMBER: 60674226	WELL NAME: MW-6	DATE: 02/03/22

WELL DIAMETER (inches): 2	TUBING DIAMETER (inches): 3/8"	WELL SCREEN INTERVAL DEPTH: 12.91 ft. to 42.91 ft.	DEPTH TO WATER (feet): 26.96	PUMP TYPE OR BAILER: Monsoon VL

1 WELL VOLUME = (TD-DTW) x WELL CAPACITY
(42.91 ft. - 26.96 ft.) x 0.16 gal./ft. = 2.55 gallons

3 WELL VOLUMES = 1 WELL VOLUME X 3
2.55 gallons x 3 = 7.66 gallons

PUMP DEPTH IN WELL (feet): 31.96	PURGING INITIATED AT: 1055	PURGING ENDED AT: 1135	TOTAL VOLUME PURGED (gallons): 4.0

EQUIPMENT INFORMATION WATER QUALITY METER — MAKE/MODEL: YSI PRO+/Quatro — SERIAL #: 17C1016605

EQUIPMENT INFORMATION OIL/WATER INTERFACE PROBE — MAKE/MODEL: H.Oil oil/water interface — SERIAL #: 01-8345

TIME	VOLUME PURGED (gallons)	PURGE RATE (gpm)	DEPTH TO WATER (feet)	TEMP. (°C)	DO (mg/L)	COND. (µS/cm)	pH (standard units)	ORP (mV)	TURB. (NTU)	COLOR (describe)	ODOR (describe)
STABILIZATION CRITERIA:			<0.3 ft. drawdown	within 3%	within 10% or <0.5 mg/L	within 3%	±0.1 unit	±10 mV	within 10% or <5 NTU	--	--
1105	1.0	0.1	27.15	14.7	5.91	114.6	6.16	323.6	560.8	Brown	None
1110	1.5	↓	27.20	15.3	6.00	114.9	6.15	260.0	562.5	↓	↓
1115	2.0		27.24	15.6	5.92	115.6	6.12	262.1	562.3		
1120	2.5		27.29	15.5	6.00	117.3	6.11	272.1	490.0		
1125	3.0		27.33	15.5	6.07	118.1	6.10	266.3	319.3		
1130	3.5		27.33	15.7	6.09	119.1	6.11	269.7	322.1		
1135	4.0	↓	27.33	15.6	6.09	118.1	6.11	275.3	320.8	↓	↓

WELL CAPACITY (Gallons Per Foot): **0.75"** = 0.02; **1"** = 0.04; **1.25"** = 0.06; **2"** = 0.16; **3"** = 0.37; **4"** = 0.65; **5"** = 1.02; **6"** = 1.47; **12"** = 5.88

SAMPLING DATA

SAMPLED BY (PRINT) / AFFILIATION: Emilia Torrellas / AECOM	SAMPLER(S) SIGNATURE(S): Emilia G. Torrellas	SAMPLE TIME: 1135

PUMP OR TUBING DEPTH IN WELL (feet): 31.96	TUBING MATERIAL CODE: LDPE	FIELD-FILTERED: Y (N) Filtration Equipment Type: --	FILTER SIZE: -- µm

FIELD DECONTAMINATION: PUMP (Y) N TUBING Y (N) (replaced) DUPLICATE: Y (N)

SAMPLE CONTAINER SPECIFICATION				SAMPLE PRESERVATION (including wet ice)			INTENDED ANALYSIS AND/OR METHOD	SAMPLING EQUIPMENT CODE	SAMPLE PUMP FLOW RATE (gal per minute)
SAMPLE ID CODE	# CONTAINERS	MATERIAL CODE	VOLUME	PRESERVATIVE USED	TOTAL VOL ADDED IN FIELD (mL)	FINAL pH			
MW-6	4	AG	40 mL	HCl	40 mL x 4	6.12	6200	ESP	0.1
↓	3	AG	40 mL	HCl	40 mL x 3	↓	VPH	↓	↓
↓	1	PP	250 mL	HNO_3	250 mL	↓	Lead by 6010	↓	↓

REMARKS:
Slow recharge

MATERIAL CODES: **AG** = Amber Glass; **CG** = Clear Glass; **HDPE** = High Density Polyethylene; **LDPE** = Low Density Polyethylene; **PP** = Polypropylene; **S** = Silicone; **T** = Teflon; **O** = Other (Specify)

SAMPLING EQUIPMENT CODES: **APP** = After (Through) Peristaltic Pump; **B** = Bailer; **BP** = Bladder Pump; **ESP** = Electric Submersible Pump; **RFPP** = Reverse Flow Peristaltic Pump; **SM** = Straw Method (Tubing Gravity Drain); **O** = Other (Specify)

GROUNDWATER SAMPLING LOG

SITE NAME: 2020-L1-2448 Incident	SITE LOCATION: Huntersville, NC	PROJECT NUMBER: 60639876	WELL NAME: MW-07D	DATE: 2/2/22
WELL DIAMETER (inches): 2"	TUBING DIAMETER (inches): 3/8"	WELL SCREEN INTERVAL DEPTH: 128.50 feet to 138.50 feet	DEPTH TO WATER (feet): 36.27	PUMP TYPE OR BAILER: Bladder Pump

WELL VOLUME PURGE: 1 WELL VOLUME = (TOTAL WELL DEPTH – STATIC DEPTH TO WATER) X WELL CAPACITY
(only fill out if applicable)

= (138.50 feet – 36.27 feet) X 0.16 gallons/foot = 16.36 gallons

PUMP DEPTH IN WELL (feet): 133.50	PURGING INITIATED AT: 1125	PURGING ENDED AT: 1145	TOTAL VOLUME PURGED (gallons): 2.0

TIME	VOLUME PURGED (gallons)	PURGE RATE (gpm)	DEPTH TO WATER (feet)	TEMP. (°C)	DO (mg/L)	COND. (µS/cm)	pH (standard units)	ORP (mV)	TURB. (NTU)	COLOR (describe)	ODOR (describe)
STABILIZATION CRITERIA:			<0.3 ft. drawdown	within 3%	within 10% or <0.5 mg/L	within 3%	±0.1 unit	±10 mV	within 10% or <5 NTU	--	--
1125	0	0.1	36.67	12.1	1.87	250.0	7.97	10.5	2.77	Clear	None
1130	0.5		37.04	13.2	1.12	257.3	7.90	7.8	3.29		
1135	1.0		37.50	14.0	0.99	262.2	7.81	4.9	4.95		
1140	1.5		37.40	14.3	0.91	266.5	7.79	-2.8	4.92		
1145	2.0		37.46	14.4	1.07	265.8	7.79	-4.2	4.56		

WELL CAPACITY (Gallons Per Foot): **0.75"** = 0.02; **1"** = 0.04; **1.25"** = 0.06; **2"** = 0.16; **3"** = 0.37; **4"** = 0.65; **5"** = 1.02; **6"** = 1.47; **12"** = 5.88

SAMPLING DATA

SAMPLED BY (PRINT) / AFFILIATION: Jacob Miller/AECOM	SAMPLER(S) SIGNATURE(S):	SAMPLE TIME: 1150
PUMP OR TUBING DEPTH IN WELL (feet): 133.50	TUBING MATERIAL CODE: LDPE	FIELD-FILTERED: Y (N) Filtration Equipment Type: -- FILTER SIZE: -- µm
FIELD DECONTAMINATION: PUMP (Y) N TUBING Y (N) (replaced)		DUPLICATE: Y (N)

SAMPLE CONTAINER SPECIFICATION				SAMPLE PRESERVATION (including wet ice)					
SAMPLE ID CODE	# CONTAINERS	MATERIAL CODE	VOLUME	PRESERVATIVE USED	TOTAL VOL ADDED IN FIELD (mL)	FINAL pH	INTENDED ANALYSIS AND/OR METHOD	SAMPLING EQUIPMENT CODE	SAMPLE PUMP FLOW RATE (gal per minute)
MW-07D	4	AG	40 mL	HCL	40 mL x 4	7.79	6200	BP	0.1
	3	AG	40 mL	HCL	40 mL x 3		VPH		
	1	PE	250 mL	HNO_3	250 mL		Lead by 6010		

REMARKS: Moderate recharge

MATERIAL CODES: **AG** = Amber Glass; **CG** = Clear Glass; **HDPE** = High Density Polyethylene; **LDPE** = Low Density Polyethylene; **PP** = Polypropylene; **S** = Silicone; **T** = Teflon; **O** = Other (Specify)

SAMPLING EQUIPMENT CODES: **APP** = After (Through) Peristaltic Pump; **B** = Bailer; **BP** = Bladder Pump; **ESP** = Electric Submersible Pump; **RFPP** = Reverse Flow Peristaltic Pump; **SM** = Straw Method (Tubing Gravity Drain); **O** = Other (Specify)

GROUNDWATER SAMPLING LOG

SITE NAME: 2020-L1-2448 Incident	SITE LOCATION: Huntersville, NC	PROJECT NUMBER: 60674226	WELL NAME: MW-08	DATE: 02/01/22

WELL DIAMETER (inches): 4	TUBING DIAMETER (inches): 3/8	WELL SCREEN INTERVAL DEPTH: 18.11 ft. to 48.11 ft.	DEPTH TO WATER (feet): 35.29	PUMP TYPE OR BAILER: Monsoon XL

1 WELL VOLUME = (TD-DTW) x WELL CAPACITY

(48.11 ft. - 35.29 ft.) x 0.65 gal./ft. = 8.37 gallons

3 WELL VOLUMES = 1 WELL VOLUME X 3

8.37 gallons x 3 = 25.11 gallons

PUMP DEPTH IN WELL (feet): 42	PURGING INITIATED AT: 1500	PURGING ENDED AT: 1525	TOTAL VOLUME PURGED (gallons): 1.5

EQUIPMENT INFORMATION WATER QUALITY METER — MAKE/MODEL: YSI Pro Plus; SERIAL #: 15C101918

EQUIPMENT INFORMATION OIL/WATER INTERFACE PROBE — MAKE/MODEL: Heron H.Oil; SERIAL #: 01-5785

TIME	VOLUME PURGED (gallons)	PURGE RATE (gpm)	DEPTH TO WATER (feet)	TEMP. (°C)	DO (mg/L)	COND. (µS/cm)	pH (standard units)	ORP (mV)	TURB. (NTU)	COLOR (describe)	ODOR (describe)
STABILIZATION CRITERIA:			<0.3 ft. drawdown	within 3%	within 10% or <0.5 mg/L	within 3%	±0.1 unit	±10 mV	within 10% or <5 NTU	--	--
1510	0.6	0.06	36.03	16.2	6.01	98.8	5.41	223.3	13.71	Clear	None
1515	0.9		36.08	16.3	6.14	98.9	5.44	223.3	11.22		
1520	1.2		36.11	16.3	6.24	99.1	5.49	223.4	11.13		
1525	1.5		36.13	16.4	6.08	99.1	5.51	222.5	11.18		

Mike deKozlowski 02/01/22

WELL CAPACITY (Gallons Per Foot): **0.75"** = 0.02; **1"** = 0.04; **1.25"** = 0.06; **2"** = 0.16; **3"** = 0.37; **4"** = 0.65; **5"** = 1.02; **6"** = 1.47; **12"** = 5.88

SAMPLING DATA

SAMPLED BY (PRINT) / AFFILIATION: Mike deKozlowski / AECOM	SAMPLER(S) SIGNATURE(S): Mike deKozlowski	SAMPLE TIME: 1535

PUMP OR TUBING DEPTH IN WELL (feet): 42	TUBING MATERIAL CODE: LDPE	FIELD-FILTERED: Y (N) Filtration Equipment Type: --	FILTER SIZE: -- µm

FIELD DECONTAMINATION: PUMP (Y) N TUBING Y (N (replaced)) DUPLICATE: Y (N)

SAMPLE CONTAINER SPECIFICATION				SAMPLE PRESERVATION (including wet ice)			INTENDED ANALYSIS AND/OR METHOD	SAMPLING EQUIPMENT CODE	SAMPLE PUMP FLOW RATE (gal per minute)
SAMPLE ID CODE	# CONTAINERS	MATERIAL CODE	VOLUME	PRESERVATIVE USED	TOTAL VOL ADDED IN FIELD (mL)	FINAL pH			
MW-08	4	AG	40 mL	HCl	40 mL x 4	5.51	6200	ESP	0.06
	3	AG	40 mL	HCl	40 mL x 3		VPH		
	1	PP	250 mL	HNO_3	250 mL		Lead by 6010		

REMARKS:

Fast Recharge

MATERIAL CODES: **AG** = Amber Glass; **CG** = Clear Glass; **HDPE** = High Density Polyethylene; **LDPE** = Low Density Polyethylene; **PP** = Polypropylene; **S** = Silicone; **T** = Teflon; **O** = Other (Specify)

SAMPLING EQUIPMENT CODES: **APP** = After (Through) Peristaltic Pump; **B** = Bailer; **BP** = Bladder Pump; **ESP** = Electric Submersible Pump; **RFPP** = Reverse Flow Peristaltic Pump; **SM** = Straw Method (Tubing Gravity Drain); **O** = Other (Specify)

GROUNDWATER SAMPLING LOG

SITE NAME: 2020-L1-2448 Incident	SITE LOCATION: Huntersville, NC	PROJECT NUMBER: 60639876	WELL NAME: MW-12	DATE: 2/3/22

WELL DIAMETER (inches): 2	TUBING DIAMETER (inches): 2	WELL SCREEN INTERVAL DEPTH: 20.94 ft. to 40.94 ft.	DEPTH TO WATER (feet): 36.08	PUMP TYPE OR BAILER: MONSOON

1 WELL VOLUME = (TD-DTW) x WELL CAPACITY
(40.94 ft. - 36.08 ft.) x 0.16 gal./ft. = 0.78 gallons

3 WELL VOLUMES = 1 WELL VOLUME X 3
0.78 gallons x 3 = 2.33 gallons

PUMP DEPTH IN WELL (feet): 39	PURGING INITIATED AT: 1210	PURGING ENDED AT: 1240	TOTAL VOLUME PURGED (gallons): 2.40

EQUIPMENT INFORMATION WATER QUALITY METER	MAKE/MODEL: SERIAL #:	EQUIPMENT INFORMATION OIL/WATER INTERFACE PROBE	MAKE/MODEL: SERIAL #:

TIME	VOLUME PURGED (gallons)	PURGE RATE (gpm)	DEPTH TO WATER (feet)	TEMP. (°C)	DO (mg/L)	COND. (µS/cm)	pH (standard units)	ORP (mV)	TURB. (NTU)	COLOR (describe)	ODOR (describe)
STABILIZATION CRITERIA:			<0.3 ft. drawdown	within 3%	within 10% or <0.5 mg/L	within 3%	±0.1 unit	±10 mV	within 10% or <5 NTU	--	--
1220	0.8	0.08	37.68	16.0	8.21	129.0	10.34	15.9	40.62		
1225	1.20	0.08	37.72	16.6	6.41	129.6	10.34	-20.2	17.05		
1230	1.60	0.08	37.75	16.7	6.31	129.8	10.63	-28.6	15.33		
1235	2.00	0.08	37.78	16.9	6.03	129.9	10.08	-36.5	10.02		
1240	2.40	0.08	37.80	16.9	5.95	129.8	10.03	-37.1	7.23		

WELL CAPACITY (Gallons Per Foot): **0.75"** = 0.02; **1"** = 0.04; **1.25"** = 0.06; **2"** = 0.16; **3"** = 0.37; **4"** = 0.65; **5"** = 1.02; **6"** = 1.47; **12"** = 5.88

SAMPLING DATA

SAMPLED BY (PRINT) / AFFILIATION: JM MOORE / AECOM	SAMPLER(S) SIGNATURE(S):	SAMPLE TIME: 1245

PUMP OR TUBING DEPTH IN WELL (feet): 39	TUBING MATERIAL CODE: LDPE	FIELD-FILTERED: Y (N) Filtration Equipment Type: --	FILTER SIZE: -- µm

FIELD DECONTAMINATION: PUMP (Y) N TUBING Y (N) (replaced) DUPLICATE: Y (N)

SAMPLE CONTAINER SPECIFICATION				SAMPLE PRESERVATION (including wet ice)			INTENDED ANALYSIS AND/OR METHOD	SAMPLING EQUIPMENT CODE	SAMPLE PUMP FLOW RATE (gal per minute)
SAMPLE ID CODE	# CONTAINERS	MATERIAL CODE	VOLUME	PRESERVATIVE USED	TOTAL VOL ADDED IN FIELD (mL)	FINAL pH			
MW-12	4	AG	40 mL	HCl	40 mL x 4	9.12	6200	ESP	0.08
MW-12	3	AG	40 mL	HCl	40 mL x 3	9.12	VPH	ESP	0.08
MW-12	1	PP	250 mL	HNO_3	250 mL	9.12	Lead by 6010	ESP	0.08

REMARKS: Purged 3 well volumes w/o well stabalization.

MATERIAL CODES: **AG** = Amber Glass; **CG** = Clear Glass; **HDPE** = High Density Polyethylene; **LDPE** = Low Density Polyethylene; **PP** = Polypropylene; **S** = Silicone; **T** = Teflon; **O** = Other (Specify)

SAMPLING EQUIPMENT CODES: **APP** = After (Through) Peristaltic Pump; **B** = Bailer; **BP** = Bladder Pump; **ESP** = Electric Submersible Pump; **RFPP** = Reverse Flow Peristaltic Pump; **SM** = Straw Method (Tubing Gravity Drain); **O** = Other (Specify)

GROUNDWATER SAMPLING LOG

SITE NAME: 2020-L1-2448 Incident	SITE LOCATION: Huntersville, NC	PROJECT NUMBER: 60674226	WELL NAME: MW-13	DATE: 1/31/22

WELL DIAMETER (inches): 4	TUBING DIAMETER (inches): 3/8	WELL SCREEN INTERVAL DEPTH: 14.86 ft. to 59.86 ft.	DEPTH TO WATER (feet): 45.54	PUMP TYPE OR BAILER: ESP

1 WELL VOLUME = (TD-DTW) x WELL CAPACITY

(59.86 ft. - 45.54 ft.) x 0.65 gal./ft. = 9.3 gallons

3 WELL VOLUMES = 1 WELL VOLUME X 3

9.3 gallons x 3 = 27.9 gallons

PUMP DEPTH IN WELL (feet): 57.5	PURGING INITIATED AT: 1150	PURGING ENDED AT: 1300	TOTAL VOLUME PURGED (gallons): 6.1

EQUIPMENT INFORMATION WATER QUALITY METER — MAKE/MODEL: YSI/Pro — SERIAL #: 19J103974

EQUIPMENT INFORMATION OIL/WATER INTERFACE PROBE — MAKE/MODEL: Heron/H.6.1 — SERIAL #: 01.7819

TIME	VOLUME PURGED (gallons)	PURGE RATE (gpm)	DEPTH TO WATER (feet)	TEMP. (°C)	DO (mg/L)	COND. (µS/cm)	pH (standard units)	ORP (mV)	TURB. (NTU)	COLOR (describe)	ODOR (describe)
STABILIZATION CRITERIA:			<0.3 ft. drawdown	within 3%	within 10% or <0.5 mg/L	within 3%	±0.1 unit	±10 mV	within 10% or <5 NTU	--	--
1150	0.2		45.54	16.3	6.95	216.2	6.29	257.0	136.6	Clear	None
1155	0.7		45.60	15.9	6.90	213.8	6.28	287.2	99.52		
1200	1.1		45.59	15.1	7.08	209.2	6.29	293.8	47.72		
1205	1.5		45.58	15.2	7.11	209.3	6.28	295.5	41.02		
1210	1.9		45.58	15.4	6.46	210.2	6.27	288.6	32.26		
1215	2.4		45.58	15.6	6.33	211.7	6.27	292.9	52.77		
1220	2.9		45.58	15.9	6.00	213.0	6.27	286.1	90.27		
1225	3.4		45.58	16.6	5.49	216.5	6.26	278.7	88.03		
1230	3.8		45.58	16.6	5.64	216.4	6.26	277.8	82.96		
1235	4.2		45.58	16.4	5.33	215.5	6.27	272.2	74.54		
1240	4.6		45.58	16.9	4.98	217.1	6.26	124.2	69.00		
1245	5.0		45.58	16.8	5.29	217.4	6.26	113.8	54.62		
1250	5.3		45.58	17.2	4.94	29.0	6.26	107.8	59.07		
1255	5.7		45.58	17.1	4.89	218.6	6.26	109.6	57.99		
1300	6.1		45.58	17.1	4.96	218.5	6.26	110.1	60.08		

WELL CAPACITY (Gallons Per Foot): **0.75"** = 0.02; **1"** = 0.04; **1.25"** = 0.06; **2"** = 0.16; **3"** = 0.37; **4"** = 0.65; **5"** = 1.02; **6"** = 1.47; **12"** = 5.88

SAMPLING DATA

SAMPLED BY (PRINT) / AFFILIATION: Tim DicKey / AECOM	SAMPLER(S) SIGNATURE(S):	SAMPLE TIME: 1310
PUMP OR TUBING DEPTH IN WELL (feet): 57.5	TUBING MATERIAL CODE: LDPE	FIELD-FILTERED: Y (N) Filtration Equipment Type: -- FILTER SIZE: -- µm

FIELD DECONTAMINATION: PUMP (Y) N TUBING Y (N replaced) DUPLICATE: Y (N)

SAMPLE CONTAINER SPECIFICATION				SAMPLE PRESERVATION (including wet ice)			INTENDED ANALYSIS AND/OR METHOD	SAMPLING EQUIPMENT CODE	SAMPLE PUMP FLOW RATE (gal per minute)
SAMPLE ID CODE	# CONTAINERS	MATERIAL CODE	VOLUME	PRESERVATIVE USED	TOTAL VOL ADDED IN FIELD (mL)	FINAL pH			
MW-13	4	AG	40 mL	HCl	40 mL x 4	6.26	6200	ESP	
"	3	AG	40 mL	HCl	40 mL x 3	"	VPH	"	
"	1	PP	250 mL	HNO_3	250 mL	"	Lead by 6010	"	

REMARKS:

MATERIAL CODES: **AG** = Amber Glass; **CG** = Clear Glass; **HDPE** = High Density Polyethylene; **LDPE** = Low Density Polyethylene; **PP** = Polypropylene; **S** = Silicone; **T** = Teflon; **O** = Other (Specify)

SAMPLING EQUIPMENT CODES: **APP** = After (Through) Peristaltic Pump; **B** = Bailer; **BP** = Bladder Pump; **ESP** = Electric Submersible Pump; **RFPP** = Reverse Flow Peristaltic Pump; **SM** = Straw Method (Tubing Gravity Drain); **O** = Other (Specify)

GROUNDWATER SAMPLING LOG

SITE NAME: 2020-L1-2448 Incident	SITE LOCATION: Huntersville, NC	PROJECT NUMBER: 60639876	WELL NAME: MW-14	DATE: 20220181

WELL DIAMETER (inches): 4	TUBING DIAMETER (inches): 3/4	WELL SCREEN INTERVAL DEPTH: 13.93 ft. to 45.93 ft.	DEPTH TO WATER (feet): 35.80	PUMP TYPE OR BAILER: MONSOON

1 WELL VOLUME = (TD-DTW) x WELL CAPACITY
(45.93 ft. - 35.80 ft.) x 0.65 gal./ft. = 5.28 gallons

3 WELL VOLUMES = 1 WELL VOLUME X 3
5.28 gallons x 3 = 15.85 gallons

PUMP DEPTH IN WELL (feet): 40	PURGING INITIATED AT: 1300	PURGING ENDED AT: 1455	TOTAL VOLUME PURGED (gallons): 11.0

EQUIPMENT INFORMATION WATER QUALITY METER	MAKE/MODEL: SERIAL #:	EQUIPMENT INFORMATION OIL/WATER INTERFACE PROBE	MAKE/MODEL: SERIAL #:

TIME	VOLUME PURGED (gallons)	PURGE RATE (gpm)	DEPTH TO WATER (feet)	TEMP. (°C)	DO (mg/L)	COND. (µS/cm)	pH (standard units)	ORP (mV)	TURB. (NTU)	COLOR (describe)	ODOR (describe)
STABILIZATION CRITERIA:			<0.3 ft. drawdown	within 3%	within 10% or <0.5 mg/L	within 3%	±0.1 unit	±10 mV	within 10% or <5 NTU	--	--
1300	0	0.1	36.20	16.0	7.85	107.5	6.21	-133.4	11.27		
1305	0.5	0.1	36.26	16.0	7.31	109.8	6.00	-128.5	98.83		
1315	1.0	0.1	36.40	17.2	8.37	114.8	5.90	-174.8	51.44		
1320	1.5	0.1	36.42	16.8	8.18	113.7	5.90	-152.3	63.16		
1325	2.0	0.1	36.58	17.2	7.97	115.9	5.88	-139.4	76.70		
1330	2.5	0.1	36.60	17.1	7.72	115.7	5.87	-135.3	65.63		
1335	3.0	0.1	36.89	17.4	7.58	116.6	5.86	-138.3	57.86		
1340	3.5	0.1	37.11	17.1	7.50	116.3	5.80	-143.2	64.32		
1345	4.0	0.1	37.31	17.2	7.01	117.2	5.86	-118.7	123.0		
1350	4.5	0.1	37.32	17.3	6.77	117.5	5.86	-129.3	155.6		
1355	5.0	0.1	37.17	17.5	6.32	117.8	5.89	-131.0	214.0		
1400	5.5	0.1	37.09	17.5	6.24	118.1	5.83	-125.5	119.5		
1405	6.0	0.1	37.03	17.4	6.14	118.7	5.83	-124.0	76.02		
1410	6.5	0.1	37.02	17.5	6.32	118.9	5.83	-123.7	68.32		
1415	7.0	0.1	37.02	17.5	6.15	118.8	5.82	-130.4	48.56		
1420	7.5	0.1	37.03	17.3	6.07	118.7	5.83	-118.2	35.22		
1425	8.0	0.1	37.01	17.3	6.20	118.7	5.83	-124.5	32.60		
1430	8.5	0.1	37.02	17.5	6.21	119.3	5.82	-116.8	23.29		
1435	9.0	0.1	37.07	17.3	6.21	118.8	5.82	-116.5	16.06		
1440	9.5	0.1	37.13	17.5	6.31	119.5	5.83	-106.4	14.29		
1445	10.0	0.1	37.09	17.3	6.20	118.6	5.83	-113.8	14.22		
1455	11.0	0.1	36.86	17.8	6.20	120.9	5.82	-116.7	14.11		

WELL CAPACITY (Gallons Per Foot): **0.75"** = 0.02; **1"** = 0.04; **1.25"** = 0.06; **2"** = 0.16; **3"** = 0.37; **4"** = 0.65; **5"** = 1.02; **6"** = 1.47; **12"** = 5.88

SAMPLING DATA

SAMPLED BY (PRINT) / AFFILIATION: SAM MOORE / AECOM	SAMPLER(S) SIGNATURE(S):	SAMPLE TIME: 1515

PUMP OR TUBING DEPTH IN WELL (feet): 48	TUBING MATERIAL CODE: LDPE	FIELD-FILTERED: Y (N) Filtration Equipment Type: --	FILTER SIZE: -- µm

FIELD DECONTAMINATION: PUMP (Y) N TUBING Y (N) (replaced) DUPLICATE: Y (N)

SAMPLE CONTAINER SPECIFICATION				SAMPLE PRESERVATION (including wet ice)			INTENDED ANALYSIS AND/OR METHOD	SAMPLING EQUIPMENT CODE	SAMPLE PUMP FLOW RATE (gal per minute)
SAMPLE ID CODE	# CONTAINERS	MATERIAL CODE	VOLUME	PRESERVATIVE USED	TOTAL VOL ADDED IN FIELD (mL)	FINAL pH			
MW-14	4	AG	40 mL	HCl	40 mL x 4	5.82	6200	ESP	0.1
MW-14	3	AG	40 mL	HCl	40 mL x 3	5.82	VPH	ESP	0.1
MW-14	1	PP	250 mL	HNO_3	250 mL	5.82	Lead by 6010	ESP	0.1

REMARKS:

MATERIAL CODES: **AG** = Amber Glass; **CG** = Clear Glass; **HDPE** = High Density Polyethylene; **LDPE** = Low Density Polyethylene; **PP** = Polypropylene; **S** = Silicone; **T** = Teflon; **O** = Other (Specify)

SAMPLING EQUIPMENT CODES: **APP** = After (Through) Peristaltic Pump; **B** = Bailer; **BP** = Bladder Pump; **ESP** = Electric Submersible Pump; **RFPP** = Reverse Flow Peristaltic Pump; **SM** = Straw Method (Tubing Gravity Drain); **O** = Other (Specify)

GROUNDWATER SAMPLING LOG

SITE NAME: 2020-L1-2448 Incident	SITE LOCATION: Huntersville, NC	PROJECT NUMBER: 60674226	WELL NAME: MW - 14D	DATE: 1/31/22

WELL DIAMETER (inches): 2	TUBING DIAMETER (inches): 3/8	WELL SCREEN INTERVAL DEPTH 64.30 ft. to 74.30 ft.	DEPTH TO WATER (feet): 36.60	PUMP TYPE OR BAILER: Monsoon

1 WELL VOLUME = (TD-DTW) x WELL CAPACITY

(74.30 ft. - 36.60 ft.) x 0.16 gal./ft. = 6.032 gallons

3 WELL VOLUMES = 1 WELL VOLUME X 3

6.032 gallons x 3 = 18.096 gallons

PUMP DEPTH IN WELL (feet): 70.0	PURGING INITIATED AT: 1250	PURGING ENDED AT: 1400	TOTAL VOLUME PURGED (gallons):

EQUIPMENT INFORMATION WATER QUALITY METER — MAKE/MODEL: — SERIAL #:

EQUIPMENT INFORMATION OIL/WATER INTERFACE PROBE — MAKE/MODEL: — SERIAL #:

TIME	VOLUME PURGED (gallons)	PURGE RATE (gpm)	DEPTH TO WATER (feet)	TEMP. (°C)	DO (mg/L)	COND. (µS/cm)	pH (standard units)	ORP (mV)	TURB. (NTU)	COLOR (describe)	ODOR (describe)
STABILIZATION CRITERIA:			<0.3 ft. drawdown	within 3%	within 10% or <0.5 mg/L	within 3%	±0.1 unit	±10 mV	within 10% or <5 NTU	--	--
1250	0.5	0.1	37.76	15.9	3.52	220.0	7.02	117.1	1.01	clear	none
1255	1.0	0.1	37.76	15.9	1.87	267.3	7.65	86.1	26.06	clear	clear
1300	1.5	0.1									
1305	2.0	0.1	39.72	16.1	1.49	264.8	7.59	61.4	23.50	clear	none
1310	2.5	0.1	41.70	16.3	1.48	251.0	7.36	70.8	19.00	clear	none
1315	3.0	0.1	42.43	16.5	1.52	242.8	7.23	76.7	13.43	clear	none
1320	3.5	0.1	43.05	16.6	1.72	239.5	7.17	81.7	9.30	clear	none
1325	4.0	0.1	44.28	16.6	1.52	236.3	7.07	87.9	7.42	clear	none
1330	4.5	0.1	44.92	16.5	1.52	235.3	7.07	90.6	6.63	clear	none
1335	5.0	0.1	45.70	16.0	1.72	231.6	7.06	94.1	4.47	clear	none
1340	5.5	0.1	46.42	16.4	1.52	232.7	7.05	94.9	4.71	clear	none
1345	6.0	0.1	46.89	16.7	1.53	231.7	7.05	96.4	4.85	clear	none
1350	6.5	0.1	48.41	16.9	1.37	233.8	7.05	97.8	4.60	clear	none
1355	7.0	0.1	50.02	17.2	1.37	233.8	7.02	101.8	2.57	clear	none

WELL CAPACITY (Gallons Per Foot): **0.75"** = 0.02; **1"** = 0.04; **1.25"** = 0.06; **2"** = 0.16; **3"** = 0.37; **4"** = 0.65; **5"** = 1.02; **6"** = 1.47; **12"** = 5.88

SAMPLING DATA

SAMPLED BY (PRINT) / AFFILIATION: Erica Duncan	SAMPLER(S) SIGNATURE(S):	SAMPLE TIME: 1400

PUMP OR TUBING DEPTH IN WELL (feet): 70.0	TUBING MATERIAL CODE: LDPE	FIELD-FILTERED: Y (N) Filtration Equipment Type: --	FILTER SIZE: -- µm

FIELD DECONTAMINATION: PUMP ⊗ N TUBING Y (N replaced) DUPLICATE: (Y) N

SAMPLE CONTAINER SPECIFICATION				SAMPLE PRESERVATION (including wet ice)			INTENDED ANALYSIS AND/OR METHOD	SAMPLING EQUIPMENT CODE	SAMPLE PUMP FLOW RATE (gal per minute)
SAMPLE ID CODE	# CONTAINERS	MATERIAL CODE	VOLUME	PRESERVATIVE USED	TOTAL VOL ADDED IN FIELD (mL)	FINAL pH			
MW-	4	AG	40 mL	HCl	40 mL x 4	7.02	6200	ESP	0.1
MW-	3	AG	40 mL	HCl	40 mL x 3	7.02	VPH	ESP	0.1
MW-	1	PP	250 mL	HNO_3	250 mL	7.02	Lead by 6010	ESP	0.1

REMARKS: All perimeters stabalized, over one well volume was purged.

MATERIAL CODES: **AG** = Amber Glass; **CG** = Clear Glass; **HDPE** = High Density Polyethylene; **LDPE** = Low Density Polyethylene; **PP** = Polypropylene; **S** = Silicone; **T** = Teflon; **O** = Other (Specify)

SAMPLING EQUIPMENT CODES: **APP** = After (Through) Peristaltic Pump; **B** = Bailer; **BP** = Bladder Pump; **ESP** = Electric Submersible Pump; **RFPP** = Reverse Flow Peristaltic Pump; **SM** = Straw Method (Tubing Gravity Drain); **O** = Other (Specify)

GROUNDWATER SAMPLING LOG

SITE NAME: 2020-L1-2448 Incident	SITE LOCATION: Huntersville, NC	PROJECT NUMBER: 60639876	WELL NAME: MW-15	DATE: 2/3/22

WELL DIAMETER (inches): 2	TUBING DIAMETER (inches):	WELL SCREEN INTERVAL DEPTH: 27.41 ft. to 42.41 ft.	DEPTH TO WATER (feet): 37.75	PUMP TYPE OR BAILER: Monsoon

1 WELL VOLUME = (TD-DTW) x WELL CAPACITY

(42.41 ft. - 37.75 ft.) x 0.16 gal./ft. = 0.75 gallons

3 WELL VOLUMES = 1 WELL VOLUME X 3

0.75 gallons x 3 = 2.25 gallons

PUMP DEPTH IN WELL (feet): 40	PURGING INITIATED AT: 1400	PURGING ENDED AT: 1500	TOTAL VOLUME PURGED (gallons): 2.4

EQUIPMENT INFORMATION WATER QUALITY METER	MAKE/MODEL: SERIAL #: 0.7	EQUIPMENT INFORMATION OIL/WATER INTERFACE PROBE	MAKE/MODEL: SERIAL #:

TIME	VOLUME PURGED (gallons)	PURGE RATE (gpm)	DEPTH TO WATER (feet)	TEMP. (°C)	DO (mg/L) 0.8	COND. (µS/cm) 3.3	pH (standard units)	ORP (mV)	TURB. (NTU) 1.0	COLOR (describe)	ODOR (describe)
STABILIZATION CRITERIA:			<0.3 ft. drawdown	within 3%	within 10% or <0.5 mg/L	within 3%	±0.1 unit	±10 mV	within 10% or <5 NTU	--	--
1410	0.4	0.04	38.15	14.5	8.46	105.1	8.75	73.7	97.54		
1415	0.6	0.04	38.15	14.8	8.3	106.1	8.87	70.8	75.59		
1420	0.8	0.04	38.15	15.3	8.21	106.6	8.90	65.7	60.52		
1425	1.0	0.04	38.15	15.5	8.16	106.6	8.76	65.3	39.99		
1430	1.2	0.04	38.15	15.8	8.02	107.3	8.51	64.0	41.78		
1435	1.4	0.04	38.13	16.0	8.01	107.7	8.53	61.5	25.39		
1440	1.6	0.04	38.14	16.1	7.88	108.3	8.56	62.1	17.23		
1445	1.8	0.04	38.15	16.4	7.76	109.6	8.00	67.8	12.74		
1450	2.0	0.04	38.15	16.5	7.77	109.7	8.25	60.9	9.82		
1455	2.2	0.04	38.15	16.5	7.75	109.7	8.12	61.3	7.50		
1500	2.4	0.04	38.15	16.4	7.73	109.6	8.44	59.3	5.66		

WELL CAPACITY (Gallons Per Foot): **0.75"** = 0.02; **1"** = 0.04; **1.25"** = 0.06; **2"** = 0.16; **3"** = 0.37; **4"** = 0.65; **5"** = 1.02; **6"** = 1.47; **12"** = 5.88

SAMPLING DATA

SAMPLED BY (PRINT) / AFFILIATION: SAM MOORE / AECOM	SAMPLER(S) SIGNATURE(S):	SAMPLE TIME: 1505

PUMP OR TUBING DEPTH IN WELL (feet): 40	TUBING MATERIAL CODE: LDPE	FIELD-FILTERED: Y (N) Filtration Equipment Type: --	FILTER SIZE: -- µm

FIELD DECONTAMINATION: PUMP (Y) N TUBING Y (N replaced) DUPLICATE: Y (N)

SAMPLE CONTAINER SPECIFICATION				SAMPLE PRESERVATION (including wet ice)					
SAMPLE ID CODE	# CONTAINERS	MATERIAL CODE	VOLUME	PRESERVATIVE USED	TOTAL VOL ADDED IN FIELD (mL)	FINAL pH	INTENDED ANALYSIS AND/OR METHOD	SAMPLING EQUIPMENT CODE	SAMPLE PUMP FLOW RATE (gal per minute)
MW-15	4	AG	40 mL	HCl	40 mL x 4		6200	ESP	0.04
MW-15	3	AG	40 mL	HCl	40 mL x 3		VPH	ESP	0.04
MW-15	1	PP	250 mL	HNO_3	250 mL		Lead by 6010	ESP	0.04

REMARKS:

Purged 3 well volumes. pH did not stabalize. Turbidity did not reach below 5.

MATERIAL CODES: **AG** = Amber Glass; **CG** = Clear Glass; **HDPE** = High Density Polyethylene; **LDPE** = Low Density Polyethylene; **PP** = Polypropylene; **S** = Silicone; **T** = Teflon; **O** = Other (Specify)

SAMPLING EQUIPMENT CODES: **APP** = After (Through) Peristaltic Pump; **B** = Bailer; **BP** = Bladder Pump; **ESP** = Electric Submersible Pump; **RFPP** = Reverse Flow Peristaltic Pump; **SM** = Straw Method (Tubing Gravity Drain); **O** = Other (Specify)

GROUNDWATER SAMPLING LOG

SITE NAME: 2020-L1-2448 Incident	SITE LOCATION: Huntersville, NC	PROJECT NUMBER: 60639876	WELL NAME: MW-16	DATE: 02/01/22
WELL DIAMETER (inches): 4 "	TUBING DIAMETER (inches): 3/8"	WELL SCREEN INTERVAL DEPTH: 14.17 feet to 49.17 feet	DEPTH TO WATER (feet): 36.39	PUMP TYPE OR BAILER: Bladder

WELL VOLUME PURGE: 1 WELL VOLUME = (TOTAL WELL DEPTH – STATIC DEPTH TO WATER) X WELL CAPACITY
(only fill out if applicable)
= (49.17 feet – 36.39 feet) X 0.65 gallons/foot = 8.31 gallons

PUMP DEPTH IN WELL (feet): 41.39	PURGING INITIATED AT: 1515	PURGING ENDED AT: 1535	TOTAL VOLUME PURGED (gallons): 1.0

TIME	VOLUME PURGED (gallons)	PURGE RATE (gpm)	DEPTH TO WATER (feet)	TEMP. (°C)	DO (mg/L)	COND. (µS/cm)	pH (standard units)	ORP (mV)	TURB. (NTU)	COLOR (describe)	ODOR (describe)
STABILIZATION CRITERIA:			<0.3 ft. drawdown	within 3%	within 10% or <0.5 mg/L	within 3%	±0.1 unit	±10 mV	within 10% or <5 NTU	--	--
1515	0	0.05	36.42	16.7	2.80	103.2	8.30	38.2	1.15	clear	none
1520	0.25		36.42	16.7	2.78	105.4	7.40	39.7	1.10		
1525	0.50		36.42	16.8	2.90	108.1	7.35	46.6	0.13		
1530	0.75		36.42	16.8	2.90	109.0	7.33	44.5	0.67		
1535	1.0		36.42	16.8	2.91	110.1	7.32	42.3	0.62		

WELL CAPACITY (Gallons Per Foot): **0.75"** = 0.02; **1"** = 0.04; **1.25"** = 0.06; **2"** = 0.16; **3"** = 0.37; **4"** = 0.65; **5"** = 1.02; **6"** = 1.47; **12"** = 5.88

SAMPLING DATA

SAMPLED BY (PRINT) / AFFILIATION: Jacob Miller/AECOM	SAMPLER(S) SIGNATURE(S):	SAMPLE TIME: 1540
PUMP OR TUBING DEPTH IN WELL (feet): 41.39	TUBING MATERIAL CODE: LDPE	FIELD-FILTERED: Y (N) Filtration Equipment Type: -- FILTER SIZE: -- µm
FIELD DECONTAMINATION: PUMP (Y) N	TUBING Y (N) (replaced)	DUPLICATE: Y (N)

SAMPLE CONTAINER SPECIFICATION				SAMPLE PRESERVATION (including wet ice)					
SAMPLE ID CODE	# CONTAINERS	MATERIAL CODE	VOLUME	PRESERVATIVE USED	TOTAL VOL ADDED IN FIELD (mL)	FINAL pH	INTENDED ANALYSIS AND/OR METHOD	SAMPLING EQUIPMENT CODE	SAMPLE PUMP FLOW RATE (gal per minute)
MW-16	4	AG	40 mL	HCL	40 mL x 4	7.33	6200	BP	0.05
	3	AG	40 mL	HCL	40 mL x 3		VPH		
	1	PE	250 mL	HNO_3	250 mL		Lead by 6010		

REMARKS: fast recharge

MATERIAL CODES: **AG** = Amber Glass; **CG** = Clear Glass; **HDPE** = High Density Polyethylene; **LDPE** = Low Density Polyethylene; **PP** = Polypropylene; **S** = Silicone; **T** = Teflon; **O** = Other (Specify)

SAMPLING EQUIPMENT CODES: **APP** = After (Through) Peristaltic Pump; **B** = Bailer; **BP** = Bladder Pump; **ESP** = Electric Submersible Pump; **RFPP** = Reverse Flow Peristaltic Pump; **SM** = Straw Method (Tubing Gravity Drain); **O** = Other (Specify)

GROUNDWATER SAMPLING LOG

SITE NAME: 2020-L1-2448 Incident	SITE LOCATION: Huntersville, NC	PROJECT NUMBER: 60639876	WELL NAME: MW-16D	DATE: 2/1/22

WELL DIAMETER (inches): 2	TUBING DIAMETER (inches): NA	WELL SCREEN INTERVAL DEPTH: ft. to 132.82 ft.	DEPTH TO WATER (feet): 109.56	PUMP TYPE OR BAILER: Bailer

1 WELL VOLUME = (TD-DTW) x WELL CAPACITY

(132.82 ft. - 119.88 ft.) x 0.16 gal./ft. = 2.07 gallons

3 WELL VOLUMES = 1 WELL VOLUME X 3

2.07 gallons x 3 = 6.21 gallons

PUMP DEPTH IN WELL (feet): NA	PURGING INITIATED AT: 1322	PURGING ENDED AT: 1550	TOTAL VOLUME PURGED (gallons): 1.5

EQUIPMENT INFORMATION WATER QUALITY METER	MAKE/MODEL: ysi Pro +	SERIAL #:	EQUIPMENT INFORMATION OIL/WATER INTERFACE PROBE	MAKE/MODEL: Heron 300'	SERIAL #:

TIME	VOLUME PURGED (gallons)	PURGE RATE (gpm)	DEPTH TO WATER (feet)	TEMP. (°C)	DO (mg/L)	COND. (µS/cm)	pH (standard units)	ORP (mV)	TURB. (NTU)	COLOR (describe)	ODOR (describe)
STABILIZATION CRITERIA:			<0.3 ft. drawdown	within 3%	within 10% or <0.5 mg/L	within 3%	±0.1 unit	±10 mV	within 10% or <5 NTU	--	--
—	—	—	—	12.3	8.37	475.6	10.78	19.8	NA	Cloudy/White	none

WELL CAPACITY (Gallons Per Foot): **0.75"** = 0.02; **1"** = 0.04; **1.25"** = 0.06; **2"** = 0.16; **3"** = 0.37; **4"** = 0.65; **5"** = 1.02; **6"** = 1.47; **12"** = 5.88

SAMPLING DATA

SAMPLED BY (PRINT) / AFFILIATION: Erik Rygol / AECOM	SAMPLER(S) SIGNATURE(S):	SAMPLE TIME: 1545

PUMP OR TUBING DEPTH IN WELL (feet): NA	TUBING MATERIAL CODE: NA	FIELD-FILTERED: Y (N) Filtration Equipment Type: --	FILTER SIZE: -- µm

FIELD DECONTAMINATION: PUMP Y (N) TUBING Y (N (replaced)) DUPLICATE: Y (N)

SAMPLE CONTAINER SPECIFICATION				SAMPLE PRESERVATION (including wet ice)			INTENDED ANALYSIS AND/OR METHOD	SAMPLING EQUIPMENT CODE	SAMPLE PUMP FLOW RATE (gal per minute)
SAMPLE ID CODE	# CONTAINERS	MATERIAL CODE	VOLUME	PRESERVATIVE USED	TOTAL VOL ADDED IN FIELD (mL)	FINAL pH			
MW-16D	4	AG	40 mL	HCl	40 mL x 4	10.78	6200	B	NA
MW-16D	3	AG	40 mL	HCl	40 mL x 3	10.78	VPH	B	NA
MW-16D	1	PP	250 mL	HNO_3	250 mL	10.70	Lead by 6010	B	NA

REMARKS: Dry @ 1.5 gallons,

MATERIAL CODES: **AG** = Amber Glass; **CG** = Clear Glass; **HDPE** = High Density Polyethylene; **LDPE** = Low Density Polyethylene; **PP** = Polypropylene; **S** = Silicone; **T** = Teflon; **O** = Other (Specify)

SAMPLING EQUIPMENT CODES: **APP** = After (Through) Peristaltic Pump; **B** = Bailer; **BP** = Bladder Pump; **ESP** = Electric Submersible Pump; **RFPP** = Reverse Flow Peristaltic Pump; **SM** = Straw Method (Tubing Gravity Drain); **O** = Other (Specify)

GROUNDWATER SAMPLING LOG

SITE NAME: 2020-L1-2448 Incident	SITE LOCATION: Huntersville, NC	PROJECT NUMBER: 60674226	WELL NAME: MW-17	DATE: 2/1/22
WELL DIAMETER (inches): 4	TUBING DIAMETER (inches): 3/8	WELL SCREEN INTERVAL DEPTH: 13.27 ft. to 53.27 ft.	DEPTH TO WATER (feet): 38.46	PUMP TYPE OR BAILER: ESP

1 WELL VOLUME = (TD-DTW) x WELL CAPACITY

(53.27 ft. - 38.46 ft.) x 0.65 gal./ft. = 9.6 gallons

3 WELL VOLUMES = 1 WELL VOLUME X 3

9.6 gallons x 3 = 28.8 gallons

PUMP DEPTH IN WELL (feet): 51	PURGING INITIATED AT: 1125	PURGING ENDED AT: 1225	TOTAL VOLUME PURGED (gallons): 5.0

EQUIPMENT INFORMATION WATER QUALITY METER — MAKE/MODEL: YSI/Pro SERIAL #: 19J103974

EQUIPMENT INFORMATION OIL/WATER INTERFACE PROBE — MAKE/MODEL: Heron/H.Oil SERIAL #: OI-7819

TIME	VOLUME PURGED (gallons)	PURGE RATE (gpm)	DEPTH TO WATER (feet)	TEMP. (°C)	DO (mg/L)	COND. (µS/cm)	pH (standard units)	ORP (mV)	TURB. (NTU)	COLOR (describe)	ODOR (describe)
STABILIZATION CRITERIA:			<0.3 ft. drawdown	within 3%	within 10% or <0.5 mg/L	within 3%	±0.1 unit	±10 mV	within 10% or <5 NTU	--	--
1125	0.1		38.46	16.2	6.11	89.4	6.22	253.6	45.54	Clear	None
1130	0.5		38.49	16.0	5.37	95.1	6.24	255.2	69.69		
1135	0.9		38.49	16.1	5.00	96.7	6.25	253.8	140.6		
1140	1.3		38.49	16.2	4.73	96.1	6.24	253.0	136.0		
1145	1.7		38.49	16.4	4.52	92.5	6.20	248.3	81.1		
1150	2.1		38.49	17.1	4.06	89.2	6.15	245.9	57.72		
1155	2.5		38.49	17.2	3.94	88.1	6.14	245.6	45.24		
1200	2.9		38.49	17.2	3.88	86.5	6.13	244.7	33.46		
1205	3.4		38.49	17.4	3.78	85.0	6.11	243.6	27.72		
1210	3.8		38.49	17.4	3.76	84.3	6.11	242.2	20.01		
1215	4.2		38.49	17.6	3.75	84.6	6.11	241.9	17.33		
1220	4.6		38.49	17.5	3.71	84.2	6.11	241.2	5.60		
1225	5.0		38.49	17.5	3.77	84.2	6.11	241.4	2.44		

WELL CAPACITY (Gallons Per Foot): **0.75"** = 0.02; **1"** = 0.04; **1.25"** = 0.06; **2"** = 0.16; **3"** = 0.37; **4"** = 0.65; **5"** = 1.02; **6"** = 1.47; **12"** = 5.88

SAMPLING DATA

SAMPLED BY (PRINT) / AFFILIATION: Tim Dickey / AECOM	SAMPLER(S) SIGNATURE(S):	SAMPLE TIME: 1235
PUMP OR TUBING DEPTH IN WELL (feet): 51	TUBING MATERIAL CODE: LDPE	FIELD-FILTERED: Y (N) Filtration Equipment Type: -- FILTER SIZE: -- µm

FIELD DECONTAMINATION: PUMP (Y) N TUBING Y (N) (replaced) DUPLICATE: Y (N)

SAMPLE CONTAINER SPECIFICATION				SAMPLE PRESERVATION (including wet ice)			INTENDED ANALYSIS AND/OR METHOD	SAMPLING EQUIPMENT CODE	SAMPLE PUMP FLOW RATE (gal per minute)
SAMPLE ID CODE	# CONTAINERS	MATERIAL CODE	VOLUME	PRESERVATIVE USED	TOTAL VOL ADDED IN FIELD (mL)	FINAL pH			
MW-17	4	AG	40 mL	HCl	40 mL x 4		6200	ESP	
"	3	AG	40 mL	HCl	40 mL x 3		VPH	"	
"	1	PP	250 mL	HNO_3	250 mL		Lead by 6010	"	

REMARKS:

MATERIAL CODES: **AG** = Amber Glass; **CG** = Clear Glass; **HDPE** = High Density Polyethylene; **LDPE** = Low Density Polyethylene; **PP** = Polypropylene; **S** = Silicone; **T** = Teflon; **O** = Other (Specify)

SAMPLING EQUIPMENT CODES: **APP** = After (Through) Peristaltic Pump; **B** = Bailer; **BP** = Bladder Pump; **ESP** = Electric Submersible Pump; **RFPP** = Reverse Flow Peristaltic Pump; **SM** = Straw Method (Tubing Gravity Drain); **O** = Other (Specify)

GROUNDWATER SAMPLING LOG

SITE NAME: 2020-L1-2448 Incident	SITE LOCATION: Huntersville, NC	PROJECT NUMBER: 60674226	WELL NAME: MW.19	DATE: 02/01/22

WELL DIAMETER (inches): 4	TUBING DIAMETER (inches): 3/8"	WELL SCREEN INTERVAL DEPTH: 12.86 ft. to 37.86 ft.	DEPTH TO WATER (feet): 33.29	PUMP TYPE OR BAILER: Bailer

1 WELL VOLUME = (TD-DTW) x WELL CAPACITY

(37.86 ft. - 33.29 ft.) x 0.65 gal./ft. = 2.98 gallons

3 WELL VOLUMES = 1 WELL VOLUME X 3

2.98 gallons x 3 = 8.93 gallons

PUMP DEPTH IN WELL (feet): —	PURGING INITIATED AT: 1150	PURGING ENDED AT: 1210	TOTAL VOLUME PURGED (gallons): 3.5

EQUIPMENT INFORMATION WATER QUALITY METER — MAKE/MODEL: YSI PRO+/QUATTRO — SERIAL #: 17C1016605

EQUIPMENT INFORMATION OIL/WATER INTERFACE PROBE — MAKE/MODEL: H.Oil oil water interface — SERIAL #: 01-8345

TIME	VOLUME PURGED (gallons)	PURGE RATE (gpm)	DEPTH TO WATER (feet)	TEMP. (°C)	DO (mg/L)	COND. (µS/cm)	pH (standard units)	ORP (mV)	TURB. (NTU)	COLOR (describe)	ODOR (describe)
STABILIZATION CRITERIA:			<0.3 ft. drawdown	within 3%	within 10% or <0.5 mg/L	within 3%	±0.1 unit	±10 mV	within 10% or <5 NTU	--	--
1150	1.33	—	33.28	17.0	1.62	330.7	6.62	9.0	778.3	brown	None
1515	3.5	—	—	19.0	2.69	300.4	7.02	138.3	99.61	↓	↓

WELL CAPACITY (Gallons Per Foot): **0.75"** = 0.02; **1"** = 0.04; **1.25"** = 0.06; **2"** = 0.16; **3"** = 0.37; **4"** = 0.65; **5"** = 1.02; **6"** = 1.47; **12"** = 5.88

SAMPLING DATA

SAMPLED BY (PRINT) / AFFILIATION: Emilia Torrellas / AECOM	SAMPLER(S) SIGNATURE(S): Emilia A. Torrellas	SAMPLE TIME: 1515

PUMP OR TUBING DEPTH IN WELL (feet): —	TUBING MATERIAL CODE: LDPE	FIELD-FILTERED: Y (N) Filtration Equipment Type: --	FILTER SIZE: -- µm

FIELD DECONTAMINATION: PUMP (Y) N TUBING Y (N) (replaced) DUPLICATE: Y (N)

SAMPLE CONTAINER SPECIFICATION				SAMPLE PRESERVATION (including wet ice)			INTENDED ANALYSIS AND/OR METHOD	SAMPLING EQUIPMENT CODE	SAMPLE PUMP FLOW RATE (gal per minute)
SAMPLE ID CODE	# CONTAINERS	MATERIAL CODE	VOLUME	PRESERVATIVE USED	TOTAL VOL ADDED IN FIELD (mL)	FINAL pH			
MW-19	4	AG	40 mL	HCl	40 mL x 4	7.02	6200	ESP	0.1
↓	3	AG	40 mL	HCl	40 mL x 3	↓	VPH	↓	↓
↓	1	PP	250 mL	HNO_3	250 mL	↓	Lead by 6010	↓	↓

REMARKS:
Not enough water to pump. Bailed it dry then collected sample after recharge.

MATERIAL CODES: **AG** = Amber Glass; **CG** = Clear Glass; **HDPE** = High Density Polyethylene; **LDPE** = Low Density Polyethylene; **PP** = Polypropylene; **S** = Silicone; **T** = Teflon; **O** = Other (Specify)

SAMPLING EQUIPMENT CODES: **APP** = After (Through) Peristaltic Pump; **B** = Bailer; **BP** = Bladder Pump; **ESP** = Electric Submersible Pump; **RFPP** = Reverse Flow Peristaltic Pump; **SM** = Straw Method (Tubing Gravity Drain); **O** = Other (Specify)

GROUNDWATER SAMPLING LOG

SITE NAME: 2020-L1-2448 Incident	SITE LOCATION: Huntersville, NC	PROJECT NUMBER: 60639876	WELL NAME: MW-20	DATE: 2/1/22

WELL DIAMETER (inches): 2	TUBING DIAMETER (inches): NA	WELL SCREEN INTERVAL DEPTH: 35.07 ft. to 50.07 ft.	DEPTH TO WATER (feet): 47.83	PUMP TYPE OR BAILER: Bailer

1 WELL VOLUME = (TD-DTW) x WELL CAPACITY	3 WELL VOLUMES = 1 WELL VOLUME X 3
(50.07 ft. - 47.83 ft.) x 0.16 gal./ft. = 0.36 gallons	0.36 gallons x 3 = 1.06 gallons

PUMP DEPTH IN WELL (feet): NA	PURGING INITIATED AT: 1200	PURGING ENDED AT: 1230	TOTAL VOLUME PURGED (gallons): 1.5

EQUIPMENT INFORMATION WATER QUALITY METER	MAKE/MODEL: YSI Pro +	SERIAL #:	EQUIPMENT INFORMATION OIL/WATER INTERFACE PROBE	MAKE/MODEL: Heron 300'	SERIAL #:

TIME	VOLUME PURGED (gallons)	PURGE RATE (gpm)	DEPTH TO WATER (feet)	TEMP. (°C)	DO (mg/L)	COND. (µS/cm)	pH (standard units)	ORP (mV)	TURB. (NTU)	COLOR (describe)	ODOR (describe)
STABILIZATION CRITERIA:			<0.3 ft. drawdown	within 3%	within 10% or <0.5 mg/L	within 3%	±0.1 unit	±10 mV	within 10% or <5 NTU	--	--
—	—	—	—	12.2	3.17	140.8	7.52	42.3	NA	Cloudy	None

WELL CAPACITY (Gallons Per Foot): **0.75"** = 0.02; **1"** = 0.04; **1.25"** = 0.06; **2"** = 0.16; **3"** = 0.37; **4"** = 0.65; **5"** = 1.02; **6"** = 1.47; **12"** = 5.88

SAMPLING DATA

SAMPLED BY (PRINT) / AFFILIATION: Erik Rygol / AECOM	SAMPLER(S) SIGNATURE(S):	SAMPLE TIME: 1230

PUMP OR TUBING DEPTH IN WELL (feet): NA	TUBING MATERIAL CODE: NA	FIELD-FILTERED: Y (N) Filtration Equipment Type: --	FILTER SIZE: -- µm

FIELD DECONTAMINATION: PUMP Y (N) TUBING Y (N (replaced)) DUPLICATE: Y (N)

SAMPLE CONTAINER SPECIFICATION				SAMPLE PRESERVATION (including wet ice)			INTENDED ANALYSIS AND/OR METHOD	SAMPLING EQUIPMENT CODE	SAMPLE PUMP FLOW RATE (gal per minute)
SAMPLE ID CODE	# CONTAINERS	MATERIAL CODE	VOLUME	PRESERVATIVE USED	TOTAL VOL ADDED IN FIELD (mL)	FINAL pH			
MW-20	4	AG	40 mL	HCl	40 mL x 4	7.52	6200	B	NA
MW-20	3	AG	40 mL	HCl	40 mL x 3	7.52	VPH	B	NA
MW-20	1	PP	250 mL	HNO_3	250 mL	7.52	Lead by 6010	B	NA

REMARKS: 3 well volumes purged.

MATERIAL CODES: **AG** = Amber Glass; **CG** = Clear Glass; **HDPE** = High Density Polyethylene; **LDPE** = Low Density Polyethylene; **PP** = Polypropylene; **S** = Silicone; **T** = Teflon; **O** = Other (Specify)

SAMPLING EQUIPMENT CODES: **APP** = After (Through) Peristaltic Pump; **B** = Bailer; **BP** = Bladder Pump; **ESP** = Electric Submersible Pump; **RFPP** = Reverse Flow Peristaltic Pump; **SM** = Straw Method (Tubing Gravity Drain); **O** = Other (Specify)

GROUNDWATER SAMPLING LOG

SITE NAME: 2020-L1-2448 Incident	SITE LOCATION: Huntersville, NC	PROJECT NUMBER: 60639876	WELL NAME: MW-21	DATE: 2/1/22
WELL DIAMETER (inches): 4	TUBING DIAMETER (inches): 3/8"	WELL SCREEN INTERVAL DEPTH: 13.08 feet to 53.08 feet	DEPTH TO WATER (feet): 33.18	PUMP TYPE OR BAILER: Monsoon

WELL VOLUME PURGE: 1 WELL VOLUME = (TOTAL WELL DEPTH − STATIC DEPTH TO WATER) X WELL CAPACITY
(only fill out if applicable)

= (53.08 feet − 33.18 feet) X 0.65 gallons/foot = 12.94 gallons

PUMP DEPTH IN WELL (feet): 43'	PURGING INITIATED AT: 1540	PURGING ENDED AT: 1629	TOTAL VOLUME PURGED (gallons): 9.0

TIME	VOLUME PURGED (gallons)	PURGE RATE (gpm)	DEPTH TO WATER (feet)	TEMP. (°C)	DO (mg/L)	COND. (µS/cm)	pH (standard units)	ORP (mV)	TURB. (NTU)	COLOR (describe)	ODOR (describe)
STABILIZATION CRITERIA:			<0.3 ft. drawdown	within 3%	within 10% or <0.5 mg/L	within 3%	±0.1 unit	±10 mV	within 10% or <5 NTU	--	--
1549	1.0	0.2	33.84	17.7	0.54	180.1	5.99	128.8	4.76	clear	NA
1554	2.0	0.2	34.37	17.7	0.58	180.7	5.96	136.9	4.12	clear	NA
1559	3.0	0.2	34.90	17.7	0.59	180.8	5.95	137.7	3.31	clear	NA
1604	4.0	0.2	35.10	17.8	0.60	181.6	5.94	139.3	3.21	clear	NA
1609	5.0	0.2	35.31	17.9	0.62	181.5	5.94	134.3	2.96	clear	NA
1614	6.0	0.2	35.62	17.9	0.63	183.1	5.96	131.8	2.91	clear	NA
1619	7.0	0.2	35.90	17.9	0.57	184.8	5.98	127.2	2.80	clear	NA
1624	8.0	0.2	36.08	17.9	0.55	186.3	5.99	123.8	2.61	clear	NA
1629	9.0	0.2	36.21	17.9	0.56	186.5	6.01	120.1	2.59	clear	NA

WELL CAPACITY (Gallons Per Foot): 0.75" = 0.02; 1" = 0.04; 1.25" = 0.06; 2" = 0.16; 3" = 0.37; 4" = 0.65; 5" = 1.02; 6" = 1.47; 12" = 5.88

SAMPLING DATA

SAMPLED BY (PRINT) / AFFILIATION: Justin Butler / AECOM	SAMPLER(S) SIGNATURE(S):	SAMPLE TIME: 1630
PUMP OR TUBING DEPTH IN WELL (feet): 43'	TUBING MATERIAL CODE: LDPE	FIELD-FILTERED: Y (N) Filtration Equipment Type: -- FILTER SIZE: -- µm
FIELD DECONTAMINATION: PUMP (Y) N	TUBING Y (N) (replaced)	DUPLICATE: Y (N)

SAMPLE CONTAINER SPECIFICATION				SAMPLE PRESERVATION (including wet ice)					
SAMPLE ID CODE	# CONTAINERS	MATERIAL CODE	VOLUME	PRESERVATIVE USED	TOTAL VOL ADDED IN FIELD (mL)	FINAL pH	INTENDED ANALYSIS AND/OR METHOD	SAMPLING EQUIPMENT CODE	SAMPLE PUMP FLOW RATE (gal per minute)
MW-21	4	AG	40 mL	HCL	40 mL x 4	6.01	6200	ESP	0.2
MW-21	3	AG	40 mL	HCL	40 mL x 3	6.01	VPH	ESP	0.2
MW-21	1	PE	250 mL	HNO_3	250 mL	6.01	Lead by 6010	ESP	0.2

REMARKS:

MATERIAL CODES: **AG** = Amber Glass; **CG** = Clear Glass; **HDPE** = High Density Polyethylene; **LDPE** = Low Density Polyethylene; **PP** = Polypropylene; **S** = Silicone; **T** = Teflon; **O** = Other (Specify)

SAMPLING EQUIPMENT CODES: **APP** = After (Through) Peristaltic Pump; **B** = Bailer; **BP** = Bladder Pump; **ESP** = Electric Submersible Pump; **RFPP** = Reverse Flow Peristaltic Pump; **SM** = Straw Method (Tubing Gravity Drain); **O** = Other (Specify)

GROUNDWATER SAMPLING LOG

SITE NAME: 2020-L1-2448 Incident	SITE LOCATION: Huntersville, NC	PROJECT NUMBER: 60639876	WELL NAME: MW-23	DATE: 2/1/22
WELL DIAMETER (inches): 2	TUBING DIAMETER (inches): 3/8"	WELL SCREEN INTERVAL DEPTH: 17.59 feet to 47.59 feet	DEPTH TO WATER (feet): 32.01	PUMP TYPE OR BAILER: Monsoon

WELL VOLUME PURGE: 1 WELL VOLUME = (TOTAL WELL DEPTH − STATIC DEPTH TO WATER) X WELL CAPACITY
(only fill out if applicable)

= (47.59 feet − 32.01 feet) X 0.163 gallons/foot = 2.54 gallons

PUMP DEPTH IN WELL (feet): 40 ~~40.00~~	PURGING INITIATED AT: 1345	PURGING ENDED AT: 1535	TOTAL VOLUME PURGED (gallons): 11.60

TIME	VOLUME PURGED (gallons)	PURGE RATE (gpm)	DEPTH TO WATER (feet)	TEMP. (°C)	DO (mg/L)	COND. (µS/cm)	pH (standard units)	ORP (mV)	TURB. (NTU)	COLOR (describe)	ODOR (describe)
STABILIZATION CRITERIA:			<0.3 ft. drawdown	within 3%	within 10% or <0.5 mg/L	within 3%	±0.1 unit	±10 mV	within 10% or <5 NTU	--	--
1408	2.50	0.13	33.52	17.7	7.22	97.1	5.78	104.2	454.7	light Brown	NA
1413	3.15	0.13	33.59	17.6	7.16	95.3	5.77	103.6	382.8	light Brown	NA
1418	3.80	0.13	33.65	17.7	7.13	97.2	5.78	103.5	326.7	light brown	NA
1423	4.45	0.13	33.75	17.9	7.10	98.5	5.75	103.3	248.3	light brown	NA
1428	5.10	0.13	33.84	17.5	7.02	98.8	5.78	102.6	185.7	clear	NA
1433	5.75	0.13	33.99	17.4	7.03	100.6	5.79	102.5	146.9	clear	NA
1438	6.40	0.13	34.15	17.5	6.89	100.3	5.76	103.6	100.6	clear	NA
1443	7.05	0.13	34.19	17.6	6.75	101.1	5.77	102.6	85.81	clear	NA
1448	7.70	0.13	34.24	17.6	6.68	100.0	5.77	102.4	85.50	clear	NA
1453	8.35	0.13	34.30	17.8	6.57	102.3	5.77	102.5	78.98	clear	NA
1458	9.00	0.13	34.35	17.7	6.56	100.8	5.76	102.3	72.59	clear	NA
1503	9.65	0.13	34.40	17.6	6.61	100.1	5.75	106.1	36.47	clear	NA
1508	10.30	0.13	34.46	17.5	6.65	100.2	5.76	104.9	26.40	clear	NA
1513	10.95	0.13	34.51	17.8	6.69	103.3	5.75	105.9	26.05	clear	NA
1518	11.60	0.13	34.55	17.6	6.72	103.9	5.77	105.1	26.94	clear	NA

WELL CAPACITY (Gallons Per Foot): 0.75" = 0.02; 1" = 0.04; 1.25" = 0.06; 2" = 0.16; 3" = 0.37; 4" = 0.65; 5" = 1.02; 6" = 1.47; 12" = 5.88

SAMPLING DATA

SAMPLED BY (PRINT) / AFFILIATION: Justin Butler / AECOM	SAMPLER(S) SIGNATURE(S):	SAMPLE TIME: 1520
PUMP OR TUBING DEPTH IN WELL (feet): 40	TUBING MATERIAL CODE: LDPE	FIELD-FILTERED: Y (N) Filtration Equipment Type: -- FILTER SIZE: -- µm
FIELD DECONTAMINATION: PUMP (Y) N TUBING Y (N) (replaced)		DUPLICATE: Y (N)

SAMPLE CONTAINER SPECIFICATION				SAMPLE PRESERVATION (including wet ice)					
SAMPLE ID CODE	# CONTAINERS	MATERIAL CODE	VOLUME	PRESERVATIVE USED	TOTAL VOL ADDED IN FIELD (mL)	FINAL pH	INTENDED ANALYSIS AND/OR METHOD	SAMPLING EQUIPMENT CODE	SAMPLE PUMP FLOW RATE (gal per minute)
MW-23	4	AG	40 mL	HCL	40 mL x 4	5.77	6200	ESP	0.13
MW-23	3	AG	40 mL	HCL	40 mL x 3	5.77	VPH	ESP	0.13
MW-23	1	PE	250 mL	HNO_3	250 mL	5.77	Lead by 6010	ESP	0.13

REMARKS:

MATERIAL CODES: **AG** = Amber Glass; **CG** = Clear Glass; **HDPE** = High Density Polyethylene; **LDPE** = Low Density Polyethylene; **PP** = Polypropylene; **S** = Silicone; **T** = Teflon; **O** = Other (Specify)

SAMPLING EQUIPMENT CODES: **APP** = After (Through) Peristaltic Pump; **B** = Bailer; **BP** = Bladder Pump; **ESP** = Electric Submersible Pump; **RFPP** = Reverse Flow Peristaltic Pump; **SM** = Straw Method (Tubing Gravity Drain); **O** = Other (Specify)

GROUNDWATER SAMPLING LOG

SITE NAME: 2020-L1-2448 Incident	SITE LOCATION: Huntersville, NC	PROJECT NUMBER: 60639876	WELL NAME: MW-25D	DATE: 2/2/22
WELL DIAMETER (inches): 2"	TUBING DIAMETER (inches): 3/8"	WELL SCREEN INTERVAL DEPTH: 113.71 feet to 123.71 feet	DEPTH TO WATER (feet): 56.00	PUMP TYPE OR BAILER: Bladder Pump

WELL VOLUME PURGE: **1 WELL VOLUME** = (TOTAL WELL DEPTH – STATIC DEPTH TO WATER) X WELL CAPACITY
(only fill out if applicable)

= (123.71 feet – 56.00 feet) X 0.16 gallons/foot = 10.83 gallons

PUMP DEPTH IN WELL (feet): 118.71	PURGING INITIATED AT: 1250	PURGING ENDED AT: 1325	TOTAL VOLUME PURGED (gallons): 3.5

TIME	VOLUME PURGED (gallons)	PURGE RATE (gpm)	DEPTH TO WATER (feet)	TEMP. (°C)	DO (mg/L)	COND. (µS/cm)	pH (standard units)	ORP (mV)	TURB. (NTU)	COLOR (describe)	ODOR (describe)
STABILIZATION CRITERIA:			<0.3 ft. drawdown	within 3%	within 10% or <0.5 mg/L	within 3%	±0.1 unit	±10 mV	within 10% or <5 NTU	--	--
1250	0	0.1	56.08	12.7	4.20	294.7	7.81	6.3	20.19	Clear	none
1255	0.5		56.17	12.9	5.19	295.0	7.77	6.1	17.30		
1300	1.0		56.20	13.5	5.07	295.9	7.74	5.9	15.29		
1305	1.5		56.25	14.3	5.11	296.9	7.70	5.1	10.20		
1310	2.0		56.52	14.6	5.21	296.5	7.68	4.7	9.88		
1315	2.5		56.93	15.2	2.67	304.1	7.60	3.0	5.11		
1320	3.0		57.07	15.1	2.53	308.0	7.59	0.7	4.93		
1325	3.5		57.15	15.2	2.34	305.1	7.58	-0.8	3.83		

WELL CAPACITY (Gallons Per Foot): **0.75"** = 0.02; **1"** = 0.04; **1.25"** = 0.06; **2"** = 0.16; **3"** = 0.37; **4"** = 0.65; **5"** = 1.02; **6"** = 1.47; **12"** = 5.88

SAMPLING DATA

SAMPLED BY (PRINT) / AFFILIATION: Jacob Miller/AECOM	SAMPLER(S) SIGNATURE(S):	SAMPLE TIME: 1330
PUMP OR TUBING DEPTH IN WELL (feet):	TUBING MATERIAL CODE: LDPE	FIELD-FILTERED: Y (N) Filtration Equipment Type: -- FILTER SIZE: -- µm
FIELD DECONTAMINATION: PUMP (Y) N TUBING Y (N) (replaced)		DUPLICATE: Y (N)

SAMPLE CONTAINER SPECIFICATION				SAMPLE PRESERVATION (including wet ice)					
SAMPLE ID CODE	# CONTAINERS	MATERIAL CODE	VOLUME	PRESERVATIVE USED	TOTAL VOL ADDED IN FIELD (mL)	FINAL pH	INTENDED ANALYSIS AND/OR METHOD	SAMPLING EQUIPMENT CODE	SAMPLE PUMP FLOW RATE (gal per minute)
MW-25D	4	AG	40 mL	HCL	40 mL x 4	7.58	6200	BP	0.1
	3	AG	40 mL	HCL	40 mL x 3		VPH		
	1	PE	250 mL	HNO_3	250 mL		Lead by 6010		

REMARKS: Moderate recharge

MATERIAL CODES: **AG** = Amber Glass; **CG** = Clear Glass; **HDPE** = High Density Polyethylene; **LDPE** = Low Density Polyethylene; **PP** = Polypropylene; **S** = Silicone; **T** = Teflon; **O** = Other (Specify)

SAMPLING EQUIPMENT CODES: **APP** = After (Through) Peristaltic Pump; **B** = Bailer; **BP** = Bladder Pump; **ESP** = Electric Submersible Pump; **RFPP** = Reverse Flow Peristaltic Pump; **SM** = Straw Method (Tubing Gravity Drain); **O** = Other (Specify)

GROUNDWATER SAMPLING LOG

SITE NAME: 2020-L1-2448 Incident	SITE LOCATION: Huntersville, NC	PROJECT NUMBER: 60674226	WELL NAME: MW-27	DATE: 02/02/22

WELL DIAMETER (inches): 2	TUBING DIAMETER (inches): 3/8"	WELL SCREEN INTERVAL DEPTH: 29.90 ft. to 44.90 ft.	DEPTH TO WATER (feet): 42.85	PUMP TYPE OR BAILER: bailer

1 WELL VOLUME = (TD-DTW) x WELL CAPACITY
(44.90 ft. - 42.85 ft.) x 0.16 gal./ft. = 0.33 gallons

3 WELL VOLUMES = 1 WELL VOLUME X 3
0.33 gallons x 3 = 0.99 gallons

PUMP DEPTH IN WELL (feet): —	PURGING INITIATED AT: 1640	PURGING ENDED AT: 1650	TOTAL VOLUME PURGED (gallons): 0.99

EQUIPMENT INFORMATION WATER QUALITY METER — MAKE/MODEL: YSI PRO+/Quatro — SERIAL #: 17C1016605

EQUIPMENT INFORMATION OIL/WATER INTERFACE PROBE — MAKE/MODEL: H.Oil oil water interface — SERIAL #: 01-8345

TIME	VOLUME PURGED (gallons)	PURGE RATE (gpm)	DEPTH TO WATER (feet)	TEMP. (°C)	DO (mg/L)	COND. (µS/cm)	pH (standard units)	ORP (mV)	TURB. (NTU)	COLOR (describe)	ODOR (describe)
STABILIZATION CRITERIA:			<0.3 ft. drawdown	within 3%	within 10% or <0.5 mg/L	within 3%	±0.1 unit	±10 mV	within 10% or <5 NTU	--	--
1640	0.33	—	42.85	14.8	5.65	187.5	6.42	241.2	988.7	Brown	None
1645	0.66	—	—	14.9	9.91	33.4	6.59	263.7	289.1	↓	↓
1650	0.99	—	—	14.4	6.02	2.7	6.49	299.3	71100	↓	↓

WELL CAPACITY (Gallons Per Foot): **0.75"** = 0.02; **1"** = 0.04; **1.25"** = 0.06; **2"** = 0.16; **3"** = 0.37; **4"** = 0.65; **5"** = 1.02; **6"** = 1.47; **12"** = 5.88

SAMPLING DATA

SAMPLED BY (PRINT) / AFFILIATION: Emilia Torrellas AECOM	SAMPLER(S) SIGNATURE(S): Emilia G. Torrellas	SAMPLE TIME: 1650

PUMP OR TUBING DEPTH IN WELL (feet): —	TUBING MATERIAL CODE: LDPE	FIELD-FILTERED: Y (N) Filtration Equipment Type: --	FILTER SIZE: -- µm

FIELD DECONTAMINATION: PUMP Y N TUBING Y N (replaced) — DUPLICATE: Y (N)

SAMPLE CONTAINER SPECIFICATION				SAMPLE PRESERVATION (including wet ice)			INTENDED ANALYSIS AND/OR METHOD	SAMPLING EQUIPMENT CODE	SAMPLE PUMP FLOW RATE (gal per minute)
SAMPLE ID CODE	# CONTAINERS	MATERIAL CODE	VOLUME	PRESERVATIVE USED	TOTAL VOL ADDED IN FIELD (mL)	FINAL pH			
MW-27	4	AG	40 mL	HCl	40 mL x 4	6.49	6200	ESP	—
↓	3	AG	40 mL	HCl	40 mL x 3	↓	VPH	↓	—
↓	1	PP	250 mL	HNO_3	250 mL	↓	Lead by 6010	↓	—

REMARKS:

MATERIAL CODES: **AG** = Amber Glass; **CG** = Clear Glass; **HDPE** = High Density Polyethylene; **LDPE** = Low Density Polyethylene; **PP** = Polypropylene; **S** = Silicone; **T** = Teflon; **O** = Other (Specify)

SAMPLING EQUIPMENT CODES: **APP** = After (Through) Peristaltic Pump; **B** = Bailer; **BP** = Bladder Pump; **ESP** = Electric Submersible Pump; **RFPP** = Reverse Flow Peristaltic Pump; **SM** = Straw Method (Tubing Gravity Drain); **O** = Other (Specify)

GROUNDWATER SAMPLING LOG

SITE NAME: 2020-L1-2448 Incident	SITE LOCATION: Huntersville, NC	PROJECT NUMBER: 60674226	WELL NAME: MW-28	DATE: 2/1/22

WELL DIAMETER (inches): 2	TUBING DIAMETER (inches): 3/8	WELL SCREEN INTERVAL DEPTH: 24.88 ft. to 39.88 ft.	DEPTH TO WATER (feet): 31.50	PUMP TYPE OR BAILER: ESP

1 WELL VOLUME = (TD-DTW) x WELL CAPACITY

(39.88 ft. - 31.5 ft.) x 0.163 gal./ft. = 1.4 gallons

3 WELL VOLUMES = 1 WELL VOLUME X 3

1.4 gallons x 3 = 4.2 gallons

PUMP DEPTH IN WELL (feet): 37	PURGING INITIATED AT: 0905	PURGING ENDED AT: 1000	TOTAL VOLUME PURGED (gallons): 4.5

EQUIPMENT INFORMATION WATER QUALITY METER — MAKE/MODEL: YSI/Pro; SERIAL #: 19J103974

EQUIPMENT INFORMATION OIL/WATER INTERFACE PROBE — MAKE/MODEL: Heron/H.Oil; SERIAL #: 01.7819

TIME	VOLUME PURGED (gallons)	PURGE RATE (gpm)	DEPTH TO WATER (feet)	TEMP. (°C)	DO (mg/L)	COND. (µS/cm)	pH (standard units)	ORP (mV)	TURB. (NTU)	COLOR (describe)	ODOR (describe)
STABILIZATION CRITERIA:			<0.3 ft. drawdown	within 3%	within 10% or <0.5 mg/L	within 3%	±0.1 unit	±10 mV	within 10% or <5 NTU	--	--
0905	0.2		31.50	15.5	5.84	132.2	6.25	219.9	1100	Cloudy	None
0910	0.6		31.53	16.1	5.92	135.2	6.24	226.5	897.1		
0915	1.0		31.53	16.5	5.21	132.6	6.22	235.3	648.3		
0920	1.4		31.53	16.9	4.81	138.5	6.22	241.4	600.5		
0925	1.9		31.53	17.0	4.84	140.6	6.22	246.7	452.1		
0930	2.3		31.53	17.2	4.68	143.1	6.22	250.8	319.7		
0935	2.7		31.53	15.8	5.35	140.7	6.21	259.7	229.1		
0940	3.1		31.53	15.9	5.46	142.0	6.21	260.3	191.6		
0945	3.5		31.53	16.3	4.82	143.1	6.22	260.0	140.2		
0950	3.9		31.53	16.6	4.74	144.2	6.21	261.4	100.9		
0955	4.1		31.53	16.3	5.14	143.4	6.21	264.7	126.5		
1000	4.5		31.53	16.2	5.37	142.8	6.21	267.0	135.2	↓	↓

WELL CAPACITY (Gallons Per Foot): **0.75"** = 0.02; **1"** = 0.04; **1.25"** = 0.06; **2"** = 0.16; **3"** = 0.37; **4"** = 0.65; **5"** = 1.02; **6"** = 1.47; **12"** = 5.88

SAMPLING DATA

SAMPLED BY (PRINT) / AFFILIATION: Tim Dickey / AECOM	SAMPLER(S) SIGNATURE(S):	SAMPLE TIME: 1010

PUMP OR TUBING DEPTH IN WELL (feet): 37	TUBING MATERIAL CODE: LDPE	FIELD-FILTERED: Y (N) Filtration Equipment Type: --	FILTER SIZE: -- µm

FIELD DECONTAMINATION: PUMP (Y) N TUBING Y (N) (replaced) DUPLICATE: (Y) N

SAMPLE CONTAINER SPECIFICATION				SAMPLE PRESERVATION (including wet ice)			INTENDED ANALYSIS AND/OR METHOD	SAMPLING EQUIPMENT CODE	SAMPLE PUMP FLOW RATE (gal per minute)
SAMPLE ID CODE	# CONTAINERS	MATERIAL CODE	VOLUME	PRESERVATIVE USED	TOTAL VOL ADDED IN FIELD (mL)	FINAL pH			
MW-28	4	AG	40 mL	HCl	40 mL x 4	6.21	6200	ESP	
↓	3	AG	40 mL	HCl	40 mL x 3	↓	VPH	↓	
↓	1	PP	250 mL	HNO_3	250 mL	↓	Lead by 6010	↓	

REMARKS: 3 well volumes purged.
Duplicate sample DUP-1-20220201 collected.

MATERIAL CODES: **AG** = Amber Glass; **CG** = Clear Glass; **HDPE** = High Density Polyethylene; **LDPE** = Low Density Polyethylene; **PP** = Polypropylene; **S** = Silicone; **T** = Teflon; **O** = Other (Specify)

SAMPLING EQUIPMENT CODES: **APP** = After (Through) Peristaltic Pump; **B** = Bailer; **BP** = Bladder Pump; **ESP** = Electric Submersible Pump; **RFPP** = Reverse Flow Peristaltic Pump; **SM** = Straw Method (Tubing Gravity Drain); **O** = Other (Specify)

GROUNDWATER SAMPLING LOG

SITE NAME: 2020-L1-2448 Incident	SITE LOCATION: Huntersville, NC	PROJECT NUMBER: 60674226	WELL NAME: MW-30	DATE: 2.3.22

WELL DIAMETER (inches): 2	TUBING DIAMETER (inches): 3/8	WELL SCREEN INTERVAL DEPTH: 34.01 ft. to 49.0 ft.	DEPTH TO WATER (feet): 34.43	PUMP TYPE OR BAILER: MONSOON

1 WELL VOLUME = (TD-DTW) x WELL CAPACITY

(49.0 ft. - 34.43 ft.) x 0.16 gal./ft. = 2.33 gallons

3 WELL VOLUMES = 1 WELL VOLUME X 3

2.33 gallons x 3 = 6.99 gallons

PUMP DEPTH IN WELL (feet): 40.0	PURGING INITIATED AT: 1145	PURGING ENDED AT: 1215	TOTAL VOLUME PURGED (gallons): 3.0

EQUIPMENT INFORMATION WATER QUALITY METER	MAKE/MODEL:	SERIAL #:	EQUIPMENT INFORMATION OIL/WATER INTERFACE PROBE	MAKE/MODEL:	SERIAL #:

TIME	VOLUME PURGED (gallons)	PURGE RATE (gpm)	DEPTH TO WATER (feet)	TEMP. (°C)	DO (mg/L)	COND. (µS/cm)	pH (standard units)	ORP (mV)	TURB. (NTU)	COLOR (describe)	ODOR (describe)
STABILIZATION CRITERIA:			<0.3 ft. drawdown	within 3%	within 10% or <0.5 mg/L	within 3%	±0.1 unit	±10 mV	within 10% or <5 NTU	--	--
1145	0.5	0.1	34.43	12.9	6.29	108.0	6.18	165	38.01	clear	none
1150	1.0	"	34.86	13.4	5.41	109.5	6.15	151.4	30.26	"	"
1155	1.5	"	34.92	14.0	5.22	111.1	6.16	144.1	11.47	"	"
1200	2.0	"	34.94	15.0	5.55	114.3	6.15	143.4	10.83	"	"
1205	2.5	"	34.98	15.2	5.48	115.3	6.15	146.9	5.53	"	"
1210	3.0	"	35.01	15.1	5.34	115.1	6.16	150.5	2.38	"	"

WELL CAPACITY (Gallons Per Foot): **0.75"** = 0.02; **1"** = 0.04; **1.25"** = 0.06; **2"** = 0.16; **3"** = 0.37; **4"** = 0.65; **5"** = 1.02; **6"** = 1.47; **12"** = 5.88

SAMPLING DATA

SAMPLED BY (PRINT) / AFFILIATION: Erica Duncan	SAMPLER(S) SIGNATURE(S):	SAMPLE TIME: 1220

PUMP OR TUBING DEPTH IN WELL (feet):	TUBING MATERIAL CODE: LDPE	FIELD-FILTERED: Y (N) Filtration Equipment Type: --	FILTER SIZE: -- µm

FIELD DECONTAMINATION: PUMP ⊗ N TUBING Y (N replaced) DUPLICATE: (Y) N

SAMPLE CONTAINER SPECIFICATION				SAMPLE PRESERVATION (including wet ice)			INTENDED ANALYSIS AND/OR METHOD	SAMPLING EQUIPMENT CODE	SAMPLE PUMP FLOW RATE (gal per minute)
SAMPLE ID CODE	# CONTAINERS	MATERIAL CODE	VOLUME	PRESERVATIVE USED	TOTAL VOL ADDED IN FIELD (mL)	FINAL pH			
MW-	4	AG	40 mL	HCl	40 mL x 4	6.16	6200	ESP	0.1
MW-	3	AG	40 mL	HCl	40 mL x 3	6.16	VPH	ESP	0.1
MW-	1	PP	250 mL	HNO_3	250 mL	6.16	Lead by 6010	ESP	0.1

REMARKS: Real end of screen is 33.9

MATERIAL CODES: **AG** = Amber Glass; **CG** = Clear Glass; **HDPE** = High Density Polyethylene; **LDPE** = Low Density Polyethylene; **PP** = Polypropylene; **S** = Silicone; **T** = Teflon; **O** = Other (Specify)

SAMPLING EQUIPMENT CODES: **APP** = After (Through) Peristaltic Pump; **B** = Bailer; **BP** = Bladder Pump; **ESP** = Electric Submersible Pump; **RFPP** = Reverse Flow Peristaltic Pump; **SM** = Straw Method (Tubing Gravity Drain); **O** = Other (Specify)

GROUNDWATER SAMPLING LOG

SITE NAME: 2020-L1-2448 Incident	SITE LOCATION: Huntersville, NC	PROJECT NUMBER: 60674226	WELL NAME: MW-31	DATE: 02/01/22

WELL DIAMETER (inches): 4	TUBING DIAMETER (inches): 3/8"	WELL SCREEN INTERVAL DEPTH: 17.01 ft. to 47.01 ft.	DEPTH TO WATER (feet): 29.39	PUMP TYPE OR BAILER: Monsoon XL

1 WELL VOLUME = (TD-DTW) x WELL CAPACITY
(47.01 ft. - 29.39 ft.) x 0.65 gal./ft. = 11.45 gallons

3 WELL VOLUMES = 1 WELL VOLUME X 3
11.45 gallons x 3 = 34.36 gallons

PUMP DEPTH IN WELL (feet): 34.39	PURGING INITIATED AT: 1325	PURGING ENDED AT: 1410	TOTAL VOLUME PURGED (gallons): 5.5

EQUIPMENT INFORMATION WATER QUALITY METER — MAKE/MODEL: YSI PRO+/Quatro — SERIAL #: 17C1016605

EQUIPMENT INFORMATION OIL/WATER INTERFACE PROBE — MAKE/MODEL: H.Oil oil/water interface — SERIAL #: 01-8345

TIME	VOLUME PURGED (gallons)	PURGE RATE (gpm)	DEPTH TO WATER (feet)	TEMP. (°C)	DO (mg/L)	COND. (µS/cm)	pH (standard units)	ORP (mV)	TURB. (NTU)	COLOR (describe)	ODOR (describe)
STABILIZATION CRITERIA:			<0.3 ft. drawdown	within 3%	within 10% or <0.5 mg/L	within 3%	±0.1 unit	±10 mV	within 10% or <5 NTU	--	--
		Missed these (Equip. troubleshoot)									
1335	2.0	0.1	30.43	19.3	4.08	172.2	6.17	349.5	29.44	clear	None
1340	2.5		30.38	19.4	4.01	173.6	6.23	350.0	19.35		
1345	3.0		30.22	18.5	3.84	174.1	6.26	350.1	23.67		
1350	3.5		30.30	18.5	3.65	174.8	6.29	352.0	16.94		
1355	4.0		30.30	18.7	3.45	171.8	6.79	353.0	15.43		
1400	4.5		30.30	18.1	3.21	175.3	6.86	354.1	11.66		
1405	5.0		30.30	18.3	3.14	176.1	6.88	354.6	9.81		
1410	5.5	↓	30.30	18.4	3.11	176.8	6.92	354.8	8.18	↓	↓

WELL CAPACITY (Gallons Per Foot): **0.75"** = 0.02; **1"** = 0.04; **1.25"** = 0.06; **2"** = 0.16; **3"** = 0.37; **4"** = 0.65; **5"** = 1.02; **6"** = 1.47; **12"** = 5.88

SAMPLING DATA

SAMPLED BY (PRINT) / AFFILIATION: Emilia Torrellas / AECOM	SAMPLER(S) SIGNATURE(S): Emilia G. Torrellas	SAMPLE TIME: 1410

PUMP OR TUBING DEPTH IN WELL (feet): 34.39	TUBING MATERIAL CODE: LDPE	FIELD-FILTERED: Y (N) Filtration Equipment Type: --	FILTER SIZE: -- µm

FIELD DECONTAMINATION: PUMP (Y) N TUBING Y (N replaced) DUPLICATE: Y (N)

SAMPLE CONTAINER SPECIFICATION				SAMPLE PRESERVATION (including wet ice)					
SAMPLE ID CODE	# CONTAINERS	MATERIAL CODE	VOLUME	PRESERVATIVE USED	TOTAL VOL ADDED IN FIELD (mL)	FINAL pH	INTENDED ANALYSIS AND/OR METHOD	SAMPLING EQUIPMENT CODE	SAMPLE PUMP FLOW RATE (gal per minute)
MW-31	4	AG	40 mL	HCl	40 mL x 4		6200	ESP	0.1
↓	3	AG	40 mL	HCl	40 mL x 3	↓	VPH	↓	↓
↓	1	PP	250 mL	HNO_3	250 mL	↓	Lead by 6010	↓	↓

REMARKS:

Quick recharge

MATERIAL CODES: **AG** = Amber Glass; **CG** = Clear Glass; **HDPE** = High Density Polyethylene; **LDPE** = Low Density Polyethylene; **PP** = Polypropylene; **S** = Silicone; **T** = Teflon; **O** = Other (Specify)

SAMPLING EQUIPMENT CODES: **APP** = After (Through) Peristaltic Pump; **B** = Bailer; **BP** = Bladder Pump; **ESP** = Electric Submersible Pump; **RFPP** = Reverse Flow Peristaltic Pump; **SM** = Straw Method (Tubing Gravity Drain); **O** = Other (Specify)

1

GROUNDWATER SAMPLING LOG

SITE NAME: 2020-L1-2448 Incident	SITE LOCATION: Huntersville, NC	PROJECT NUMBER: 60674226	WELL NAME: MW-31D	DATE: 2/1/22
WELL DIAMETER (inches): 2	TUBING DIAMETER (inches): 3/8	WELL SCREEN INTERVAL DEPTH: 55 ft. to 70 ft.	DEPTH TO WATER (feet): 23.90	PUMP TYPE OR BAILER: Monsoon

1 WELL VOLUME = (TD-DTW) x WELL CAPACITY

(70 ft. - 23.90 ft.) x 0.16 gal./ft. = 7.38 gallons

3 WELL VOLUMES = 1 WELL VOLUME X 3

7.38 gallons x 3 = 22.14 gallons

PUMP DEPTH IN WELL (feet): 65	PURGING INITIATED AT: 1300	PURGING ENDED AT: 1335	TOTAL VOLUME PURGED (gallons): 3.5

EQUIPMENT INFORMATION WATER QUALITY METER — MAKE/MODEL: YSI Pro — SERIAL #:

EQUIPMENT INFORMATION OIL/WATER INTERFACE PROBE — MAKE/MODEL: Heron H.01 — SERIAL #:

TIME	VOLUME PURGED (gallons)	PURGE RATE (gpm)	DEPTH TO WATER (feet)	TEMP. (°C)	DO (mg/L)	COND. (µS/cm)	pH (standard units)	ORP (mV)	TURB. (NTU)	COLOR (describe)	ODOR (describe)
STABILIZATION CRITERIA:			<0.3 ft. drawdown	within 3%	within 10% or <0.5 mg/L	within 3%	±0.1 unit	±10 mV	within 10% or <5 NTU	--	--
1300	0	0.1	24.63	17.4	3.30	159.5	6.81	102.1	5.67	clear	NO
1305	0.5		24.41	17.3	2.95	159.4	6.68	102.2	4.11		
1310	1		24.24	17.5	3.36	160.0	6.67	103.7	2.07		
1315	1.5		24.19	17.6	3.31	160.3	6.67	104.5	2.31		
1320	2		24.23	17.7	3.22	160.5	6.66	105.4	1.98		
1325	2.5		24.18	17.6	3.23	160.4	6.66	105.6	2.07		
1330	3		24.21	17.6	3.24	160.3	6.66	105.9	1.75		
1335	3.5		24.24	17.6	3.23	160.4	6.66	105.8	1.83		

WELL CAPACITY (Gallons Per Foot): 0.75" = 0.02; 1" = 0.04; 1.25" = 0.06; 2" = 0.16; 3" = 0.37; 4" = 0.65; 5" = 1.02; 6" = 1.47; 12" = 5.88

SAMPLING DATA

SAMPLED BY (PRINT) / AFFILIATION: Jim Dimitroff/TEC	SAMPLER(S) SIGNATURE(S):	SAMPLE TIME: 1340
PUMP OR TUBING DEPTH IN WELL (feet): 65	TUBING MATERIAL CODE: LDPE	FIELD-FILTERED: Y (N) Filtration Equipment Type: -- FILTER SIZE: -- µm
FIELD DECONTAMINATION: PUMP (Y) N	TUBING Y N (replaced)	DUPLICATE: Y (N)

SAMPLE CONTAINER SPECIFICATION				SAMPLE PRESERVATION (including wet ice)					
SAMPLE ID CODE	# CONTAINERS	MATERIAL CODE	VOLUME	PRESERVATIVE USED	TOTAL VOL ADDED IN FIELD (mL)	FINAL pH	INTENDED ANALYSIS AND/OR METHOD	SAMPLING EQUIPMENT CODE	SAMPLE PUMP FLOW RATE (gal per minute)
MW-31D	4	AG	40 mL	HCl	40 mL x 4	Cold	6200	ESP	0.1
"	3	AG	40 mL	HCl	40 mL x 3	"	VPH	"	"
"	1	PP	250 mL	HNO_3	250 mL	"	Lead by 6010	"	"

REMARKS:

MATERIAL CODES: AG = Amber Glass; CG = Clear Glass; HDPE = High Density Polyethylene; LDPE = Low Density Polyethylene; PP = Polypropylene; S = Silicone; T = Teflon; O = Other (Specify)

SAMPLING EQUIPMENT CODES: APP = After (Through) Peristaltic Pump; B = Bailer; BP = Bladder Pump; ESP = Electric Submersible Pump; RFPP = Reverse Flow Peristaltic Pump; SM = Straw Method (Tubing Gravity Drain); O = Other (Specify)

GROUNDWATER SAMPLING LOG

SITE NAME: 2020-L1-2448 Incident	SITE LOCATION: Huntersville, NC	PROJECT NUMBER: 60639876	WELL NAME: MW-32	DATE: 2/2/22

WELL DIAMETER (inches): 2	TUBING DIAMETER (inches): 3/8	WELL SCREEN INTERVAL DEPTH: 23.03 ft. to 38.03 ft.	DEPTH TO WATER (feet): 18.11	PUMP TYPE OR BAILER: Monsoon

1 WELL VOLUME = (TD-DTW) x WELL CAPACITY

(38.03 ft. - 18.11 ft.) x 0.16 gal./ft. = 3.19 gallons

3 WELL VOLUMES = 1 WELL VOLUME X 3

3.19 gallons x 3 = 9.6 gallons

PUMP DEPTH IN WELL (feet): 25	PURGING INITIATED AT: 1140	PURGING ENDED AT: 1300	TOTAL VOLUME PURGED (gallons): 7.5

EQUIPMENT INFORMATION WATER QUALITY METER	MAKE/MODEL: YSI Pro + SERIAL #: 21J102397	EQUIPMENT INFORMATION OIL/WATER INTERFACE PROBE	MAKE/MODEL: Heron SERIAL #: 01-7799

TIME	VOLUME PURGED (gallons)	PURGE RATE (gpm)	DEPTH TO WATER (feet)	TEMP. (°C)	DO (mg/L)	COND. (µS/cm)	pH (standard units)	ORP (mV)	TURB. (NTU)	COLOR (describe)	ODOR (describe)
STABILIZATION CRITERIA:			<0.3 ft. drawdown	within 3%	within 10% or <0.5 mg/L	within 3%	±0.1 unit	±10 mV	within 10% or <5 NTU	--	--
1141	0	0.1	18.80	14.0	8.41	97.3	6.45	144.5	325.6	Cloudy	None
1146	0.5	0.1	18.80	14.9	7.14	100.4	6.25	177.3	725.7	Cloudy	None
1151	1	0.1	18.80	14.2	6.97	101.3	6.25	190.4	627.1	Cloudy	None
1156	1.5	0.1	18.80	15.6	6.48	102.1	6.23	187.9	527.1	Cloudy	None
1201	2	0.1	18.82	15.2	6.41	101.5	6.24	192.3	320.2	Cloudy	None
1206	2.5	0.1	18.82	15.4	6.23	102.5	6.23	195.7	245.1	Cloudy	None
1211	3	0.1	18.82	15.3	6.15	102.5	6.23	198.3	169.6	Cloudy	None
1216	3.5	0.1	18.83	15.4	5.98	102.6	6.23	199.8	142.8	Cloudy	None
1221	4.0	0.1	18.83	15.4	5.95	102.4	6.23	199.5	86.54	Cloudy	None
1226	4.5	0.1	18.83	15.3	5.81	102.2	6.23	197.8	67.69	Cloudy	None
1231	5	0.1	18.83	15.2	5.80	102.2	6.23	192.2	51.13	Cloudy	None
1236	5.5	0.1	18.84	15.3	5.63	102.1	6.23	191.1	38.88	Cloudy	None
1241	6	0.1	18.84	15.3	5.61	102.0	6.23	189.1	28.97	Cloudy	None
1246	6.5	0.1	18.84	15.7	5.23	103.1	6.22	187.5	23.96	Cloudy	None
1251	7	0.1	18.84	15.7	5.38	103.0	6.23	189.0	23.96	Cloudy	None

WELL CAPACITY (Gallons Per Foot): **0.75"** = 0.02; **1"** = 0.04; **1.25"** = 0.06; **2"** = 0.16; **3"** = 0.37; **4"** = 0.65; **5"** = 1.02; **6"** = 1.47; **12"** = 5.88

SAMPLING DATA

SAMPLED BY (PRINT) / AFFILIATION: Erik Royal / AECOM	SAMPLER(S) SIGNATURE(S):	SAMPLE TIME: 1255
PUMP OR TUBING DEPTH IN WELL (feet): 25	TUBING MATERIAL CODE: LDPE	FIELD-FILTERED: Y (N) Filtration Equipment Type: -- FILTER SIZE: -- µm
FIELD DECONTAMINATION: PUMP (Y) N	TUBING Y (N replaced)	DUPLICATE: Y (N)

SAMPLE CONTAINER SPECIFICATION				SAMPLE PRESERVATION (including wet ice)			INTENDED ANALYSIS AND/OR METHOD	SAMPLING EQUIPMENT CODE	SAMPLE PUMP FLOW RATE (gal per minute)
SAMPLE ID CODE	# CONTAINERS	MATERIAL CODE	VOLUME	PRESERVATIVE USED	TOTAL VOL ADDED IN FIELD (mL)	FINAL pH			
MW-32	4	AG	40 mL	HCl	40 mL x 4	6.23	6200	ESP	0.1
MW-32	3	AG	40 mL	HCl	40 mL x 3	6.23	VPH	ESP	0.1
MW-32	1	PP	250 mL	HNO_3	250 mL	6.23	Lead by 6010	ESP	0.1

REMARKS: All parameters Stabilized.

MATERIAL CODES: **AG** = Amber Glass; **CG** = Clear Glass; **HDPE** = High Density Polyethylene; **LDPE** = Low Density Polyethylene; **PP** = Polypropylene; **S** = Silicone; **T** = Teflon; **O** = Other (Specify)

SAMPLING EQUIPMENT CODES: **APP** = After (Through) Peristaltic Pump; **B** = Bailer; **BP** = Bladder Pump; **ESP** = Electric Submersible Pump; **RFPP** = Reverse Flow Peristaltic Pump; **SM** = Straw Method (Tubing Gravity Drain); **O** = Other (Specify)

GROUNDWATER SAMPLING LOG

SITE NAME: 2020-L1-2448 Incident	SITE LOCATION: Huntersville, NC	PROJECT NUMBER: 60639876	WELL NAME: MW-33	DATE: 2/2/22

WELL DIAMETER (inches): 2	TUBING DIAMETER (inches): 3/8	WELL SCREEN INTERVAL DEPTH: 13.00 ft. to 28.00 ft.	DEPTH TO WATER (feet): 15.03	PUMP TYPE OR BAILER: Monsoon

1 WELL VOLUME = (TD-DTW) x WELL CAPACITY

(28.00 ft. - 15.03 ft.) x 0.16 gal./ft. = 2.08 gallons

3 WELL VOLUMES = 1 WELL VOLUME X 3

2.08 gallons x 3 = 6.2 gallons

PUMP DEPTH IN WELL (feet): 20	PURGING INITIATED AT: 0914	PURGING ENDED AT: 1030	TOTAL VOLUME PURGED (gallons): 7

EQUIPMENT INFORMATION WATER QUALITY METER	MAKE/MODEL: ysi Pro + SERIAL #: 21J102397	EQUIPMENT INFORMATION OIL/WATER INTERFACE PROBE	MAKE/MODEL: Heron SERIAL #: 01-7799

TIME	VOLUME PURGED (gallons)	PURGE RATE (gpm)	DEPTH TO WATER (feet)	TEMP. (°C)	DO (mg/L)	COND. (µS/cm)	pH (standard units)	ORP (mV)	TURB. (NTU)	COLOR (describe)	ODOR (describe)
STABILIZATION CRITERIA:			<0.3 ft. drawdown	within 3%	within 10% or <0.5 mg/L	within 3%	±0.1 unit	±10 mV	within 10% or <5 NTU	--	--
0915	0	0.1	15.46	11.9	7.12	83.9	6.99	89.8	35.80	Cloudy	None
0920	0.5	0.1	15.47	13.6	7.01	87.3	6.50	147.3	28.54	Cloudy	None
0925	1	0.1	15.47	13.6	6.98	87.1	6.44	151.6	26.39	Cloudy	None
0930	1.5	0.1	15.48	13.6	6.92	86.9	6.41	159.3	24.72	Cloudy	None
0935	2	0.1	15.48	13.6	6.87	86.6	6.41	167.2	20.63	Cloudy	None
0940	2.5	0.1	15.50	13.6	6.84	86.6	6.41	179.0	17.95	Clear	None
0945	3	0.1	15.51	14.6	6.71	88.6	6.40	178.2	18.83	Clear	None
0950	3.5	0.1	15.51	14.5	6.70	88.6	6.39	176.7	12.75	Clear	None
0955	4.0	0.1	15.51	14.0	6.76	87.4	6.39	180.4	12.34	Clear	None
1000	4.5	0.1	15.51	14.5	6.73	88.4	6.39	179.6	8.22	Clear	None
1005	5	0.1	15.51	14.8	6.52	89.1	6.38	179.9	8.08	Clear	None
1010	5.5	0.1	15.51	15.1	6.34	89.9	6.37	181.3	7.37	Clear	None
1015	6	0.1	15.51	15.1	6.32	89.6	6.36	183.5	5.82	Clear	None
1020	6.5	0.1	15.51	15.0	6.33	89.6	6.36	184.2	4.49	Clear	None

WELL CAPACITY (Gallons Per Foot): **0.75"** = 0.02; **1"** = 0.04; **1.25"** = 0.06; **2"** = 0.16; **3"** = 0.37; **4"** = 0.65; **5"** = 1.02; **6"** = 1.47; **12"** = 5.88

SAMPLING DATA

SAMPLED BY (PRINT) / AFFILIATION: Erik Rygol / AECOM	SAMPLER(S) SIGNATURE(S):	SAMPLE TIME: 1026

PUMP OR TUBING DEPTH IN WELL (feet): 20	TUBING MATERIAL CODE: LDPE	FIELD-FILTERED: Y (N) Filtration Equipment Type: --	FILTER SIZE: -- µm

FIELD DECONTAMINATION: PUMP (Y) N TUBING Y (N replaced) DUPLICATE: Y (N)

SAMPLE CONTAINER SPECIFICATION				SAMPLE PRESERVATION (including wet ice)			INTENDED ANALYSIS AND/OR METHOD	SAMPLING EQUIPMENT CODE	SAMPLE PUMP FLOW RATE (gal per minute)
SAMPLE ID CODE	# CONTAINERS	MATERIAL CODE	VOLUME	PRESERVATIVE USED	TOTAL VOL ADDED IN FIELD (mL)	FINAL pH			
MW-33	4	AG	40 mL	HCl	40 mL x 4	6.36	6200	ESP	0.1
MW-33	3	AG	40 mL	HCl	40 mL x 3	6.36	VPH	ESP	0.1
MW-33	1	PP	250 mL	HNO_3	250 mL	6.36	Lead by 6010	ESP	0.1

REMARKS: 3 well volumes Purged

MATERIAL CODES: **AG** = Amber Glass; **CG** = Clear Glass; **HDPE** = High Density Polyethylene; **LDPE** = Low Density Polyethylene; **PP** = Polypropylene; **S** = Silicone; **T** = Teflon; **O** = Other (Specify)

SAMPLING EQUIPMENT CODES: **APP** = After (Through) Peristaltic Pump; **B** = Bailer; **BP** = Bladder Pump; **ESP** = Electric Submersible Pump; **RFPP** = Reverse Flow Peristaltic Pump; **SM** = Straw Method (Tubing Gravity Drain); **O** = Other (Specify)

GROUNDWATER SAMPLING LOG

SITE NAME: 2020-L1-2448 Incident	SITE LOCATION: Huntersville, NC	PROJECT NUMBER: 60674226	WELL NAME: MW-34	DATE: 02/02/22

WELL DIAMETER (inches): 2	TUBING DIAMETER (inches): 3/8	WELL SCREEN INTERVAL DEPTH: 7.89 ft. to 22.89 ft.	DEPTH TO WATER (feet): 12.51	PUMP TYPE OR BAILER: Monsoon XL

1 WELL VOLUME = (TD-DTW) x WELL CAPACITY

(22.89 ft. - 12.51 ft.) x 0.16 gal./ft. = 1.69 gallons

3 WELL VOLUMES = 1 WELL VOLUME X 3

1.69 gallons x 3 = 5.07 gallons

PUMP DEPTH IN WELL (feet): 17	PURGING INITIATED AT: 1425	PURGING ENDED AT: 1520	TOTAL VOLUME PURGED (gallons): 5.5

EQUIPMENT INFORMATION WATER QUALITY METER — MAKE/MODEL: YSI Pro Plus; SERIAL #: 15C101918

EQUIPMENT INFORMATION OIL/WATER INTERFACE PROBE — MAKE/MODEL: Heron H.Oil; SERIAL #: 01-5785

TIME	VOLUME PURGED (gallons)	PURGE RATE (gpm)	DEPTH TO WATER (feet)	TEMP. (°C)	DO (mg/L)	COND. (µS/cm)	pH (standard units)	ORP (mV)	TURB. (NTU)	COLOR (describe)	ODOR (describe)
STABILIZATION CRITERIA:			<0.3 ft. drawdown	within 3%	within 10% or <0.5 mg/L	within 3%	±0.1 unit	±10 mV	within 10% or <5 NTU	--	--
1435	1.0	0.1	13.14	15.1	5.71	110.2	5.92	166.5	182.3	Cloudy	None
1440	1.5		13.43	15.0	5.31	110.7	5.90	168.2	98.42		
1445	2.0		13.45	14.8	4.96	110.1	5.91	170.0	104.4		
1450	2.5		13.47	15.1	4.74	109.7	5.90	172.3	78.32		
1455	3.0		13.48	15.4	4.52	109.1	5.88	174.4	54.07		
1500	3.5		13.52	15.3	4.36	107.8	5.87	177.5	44.98		
1505	4.0		13.57	15.3	4.22	107.8	5.87	178.8	38.62		
1510	4.5		13.61	15.4	4.09	107.7	5.86	180.3	43.21		
1515	5.0		13.61	15.4	3.98	107.7	5.86	181.2	39.94		
1520	5.5		13.61	15.4	3.87	107.6	5.85	181.9	38.84		

Mike de Kozlowski 02/02/22

WELL CAPACITY (Gallons Per Foot): **0.75"** = 0.02; **1"** = 0.04; **1.25"** = 0.06; **2"** = 0.16; **3"** = 0.37; **4"** = 0.65; **5"** = 1.02; **6"** = 1.47; **12"** = 5.88

SAMPLING DATA

SAMPLED BY (PRINT) / AFFILIATION: Mike deKozlowski / AECOM	SAMPLER(S) SIGNATURE(S): Mike de Kozlowski	SAMPLE TIME: 1530
PUMP OR TUBING DEPTH IN WELL (feet): 17	TUBING MATERIAL CODE: LDPE	FIELD-FILTERED: Y (N) Filtration Equipment Type: -- FILTER SIZE: -- µm
FIELD DECONTAMINATION: PUMP (Y) N TUBING Y (N (replaced))		DUPLICATE: Y (N)

SAMPLE CONTAINER SPECIFICATION				SAMPLE PRESERVATION (including wet ice)			INTENDED ANALYSIS AND/OR METHOD	SAMPLING EQUIPMENT CODE	SAMPLE PUMP FLOW RATE (gal per minute)
SAMPLE ID CODE	# CONTAINERS	MATERIAL CODE	VOLUME	PRESERVATIVE USED	TOTAL VOL ADDED IN FIELD (mL)	FINAL pH			
MW-34	4	AG	40 mL	HCl	40 mL x 4		6200	ESP	0.1
	3	AG	40 mL	HCl	40 mL x 3		VPH		
	1	PP	250 mL	HNO_3	250 mL		Lead by 6010		

REMARKS:

Moderate Recharge

MATERIAL CODES: **AG** = Amber Glass; **CG** = Clear Glass; **HDPE** = High Density Polyethylene; **LDPE** = Low Density Polyethylene; **PP** = Polypropylene; **S** = Silicone; **T** = Teflon; **O** = Other (Specify)

SAMPLING EQUIPMENT CODES: **APP** = After (Through) Peristaltic Pump; **B** = Bailer; **BP** = Bladder Pump; **ESP** = Electric Submersible Pump; **RFPP** = Reverse Flow Peristaltic Pump; **SM** = Straw Method (Tubing Gravity Drain); **O** = Other (Specify)

GROUNDWATER SAMPLING LOG

SITE NAME: 2020-L1-2448 Incident	SITE LOCATION: Huntersville, NC	PROJECT NUMBER: 60639876	WELL NAME: MW-35	DATE: 2/2/22

WELL DIAMETER (inches): 2	TUBING DIAMETER (inches): 3/8	WELL SCREEN INTERVAL DEPTH: 25.08 ft. to 40.08 ft.	DEPTH TO WATER (feet): 30.67	PUMP TYPE OR BAILER: Monsoon

1 WELL VOLUME = (TD-DTW) x WELL CAPACITY

(40.08 ft. - 30.67 ft.) x 0.16 gal./ft. = 1.5 gallons

3 WELL VOLUMES = 1 WELL VOLUME X 3

1.5 gallons x 3 = 4.5 gallons

PUMP DEPTH IN WELL (feet): 35	PURGING INITIATED AT: 1530	PURGING ENDED AT: 1615	TOTAL VOLUME PURGED (gallons): 3.5

EQUIPMENT INFORMATION WATER QUALITY METER	MAKE/MODEL: ysi Pro +	SERIAL #: 21J102397
EQUIPMENT INFORMATION OIL/WATER INTERFACE PROBE	MAKE/MODEL: Heron	SERIAL #: 01-7799

TIME	VOLUME PURGED (gallons)	PURGE RATE (gpm)	DEPTH TO WATER (feet)	TEMP. (°C)	DO (mg/L)	COND. (µS/cm)	pH (standard units)	ORP (mV)	TURB. (NTU)	COLOR (describe)	ODOR (describe)
STABILIZATION CRITERIA:			<0.3 ft. drawdown	within 3%	within 10% or <0.5 mg/L	within 3%	±0.1 unit	±10 mV	within 10% or <5 NTU	--	--
1532	0	0.1	31.10	15.4	8.42	142.4	6.35	163.2	200.3	Cloudy	None
1537	0.5	0.1	31.10	15.5	7.09	142.1	6.53	161.8	177.6	Cloudy	None
1542	1	0.1	31.10	15.6	6.85	142.3	6.29	150.3	48.26	Cloudy	None
1547	1.5	0.1	31.10	15.6	6.75	142.1	6.30	152.6	32.63	Cloudy	None
1552	2	0.1	31.10	15.6	6.54	142.1	6.29	153.9	15.60	Cloudy	None
1557	2.5	0.1	31.10	15.5	6.48	141.8	6.31	151.4	15.68	Cloudy	None
1602	3	0.1	31.10	15.3	6.57	141.4	6.31	147.6	15.71	Cloudy	None

WELL CAPACITY (Gallons Per Foot): **0.75"** = 0.02; **1"** = 0.04; **1.25"** = 0.06; **2"** = 0.16; **3"** = 0.37; **4"** = 0.65; **5"** = 1.02; **6"** = 1.47; **12"** = 5.88

SAMPLING DATA

SAMPLED BY (PRINT) / AFFILIATION: Erik Rygol / AECOM	SAMPLER(S) SIGNATURE(S):	SAMPLE TIME: 1610
PUMP OR TUBING DEPTH IN WELL (feet):	TUBING MATERIAL CODE: LDPE	FIELD-FILTERED: Y (N) Filtration Equipment Type: -- FILTER SIZE: -- µm

FIELD DECONTAMINATION: PUMP (Y) N TUBING Y (N (replaced)) DUPLICATE: Y (N)

SAMPLE CONTAINER SPECIFICATION				SAMPLE PRESERVATION (including wet ice)			INTENDED ANALYSIS AND/OR METHOD	SAMPLING EQUIPMENT CODE	SAMPLE PUMP FLOW RATE (gal per minute)
SAMPLE ID CODE	# CONTAINERS	MATERIAL CODE	VOLUME	PRESERVATIVE USED	TOTAL VOL ADDED IN FIELD (mL)	FINAL pH			
MW-35	4	AG	40 mL	HCl	40 mL x 4	6.31	6200	ESP	0.1
MW-35	3	AG	40 mL	HCl	40 mL x 3	6.31	VPH	ESP	0.1
MW-35	1	PP	250 mL	HNO_3	250 mL	6.31	Lead by 6010	ESP	0.1

REMARKS: All parameters Stabilized, High Turbidity

MATERIAL CODES: **AG** = Amber Glass; **CG** = Clear Glass; **HDPE** = High Density Polyethylene; **LDPE** = Low Density Polyethylene; **PP** = Polypropylene; **S** = Silicone; **T** = Teflon; **O** = Other (Specify)

SAMPLING EQUIPMENT CODES: **APP** = After (Through) Peristaltic Pump; **B** = Bailer; **BP** = Bladder Pump; **ESP** = Electric Submersible Pump; **RFPP** = Reverse Flow Peristaltic Pump; **SM** = Straw Method (Tubing Gravity Drain); **O** = Other (Specify)

GROUNDWATER SAMPLING LOG

SITE NAME: 2020-L1-2448 Incident	SITE LOCATION: Huntersville, NC	PROJECT NUMBER: 60674226	WELL NAME: MW-36	DATE: 02/02/22

WELL DIAMETER (inches): 2	TUBING DIAMETER (inches): 3/8"	WELL SCREEN INTERVAL DEPTH: 30.04 ft. to 45.04 ft.	DEPTH TO WATER (feet): 33.17	PUMP TYPE OR BAILER: Monsoon VL

1 WELL VOLUME = (TD-DTW) x WELL CAPACITY

(45.04 ft. - 33.17 ft.) x 0.16 gal./ft. = 1.90 gallons

3 WELL VOLUMES = 1 WELL VOLUME X 3

1.90 gallons x 3 = 5.70 gallons

PUMP DEPTH IN WELL (feet): 39.17	PURGING INITIATED AT: 1010	PURGING ENDED AT: 1100	TOTAL VOLUME PURGED (gallons): 5.0

EQUIPMENT INFORMATION WATER QUALITY METER — MAKE/MODEL: YSI PRO+/Quatro — SERIAL #: 17C1016405

EQUIPMENT INFORMATION OIL/WATER INTERFACE PROBE — MAKE/MODEL: H.Oil oil/water interface — SERIAL #: 01-8345

TIME	VOLUME PURGED (gallons)	PURGE RATE (gpm)	DEPTH TO WATER (feet)	TEMP. (°C)	DO (mg/L)	COND. (µS/cm)	pH (standard units)	ORP (mV)	TURB. (NTU)	COLOR (describe)	ODOR (describe)
STABILIZATION CRITERIA:			<0.3 ft. drawdown	within 3%	within 10% or <0.5 mg/L	within 3%	±0.1 unit	±10 mV	within 10% or <5 NTU	--	--
1020	1.0	0.1	33.55	16.5	9.24	211.4	6.38	-20.4	772	cloudy	None
1025	1.5		33.57	21.6	6.69	231.6	1.31	-7.8	650	↓	↓
1030	2.0		33.57	21.5	7.07	230.3	6.32	-6.4	551.0	↓	
1035	2.5		33.55	17.3	8.00	214.6	1.31	24	115.9	clear	
1040	3.0		33.55	16.9	7.63	209.1	6.30	42.6	77.96	↓	
1045	3.5		33.55	16.7	7.67	208.6	1.31	48.6	63.62		
1050	4.0		33.55	16.6	7.67	207.2	1.31	58.0	68.48		
1055	4.5		33.54	16.3	7.68	205.2	6.33	58.6	65.43		
1100	5.0	↓	33.54	16.5	7.92	205.9	6.31	52.4	63.22	↓	↓

WELL CAPACITY (Gallons Per Foot): **0.75"** = 0.02; **1"** = 0.04; **1.25"** = 0.06; **2"** = 0.16; **3"** = 0.37; **4"** = 0.65; **5"** = 1.02; **6"** = 1.47; **12"** = 5.88

SAMPLING DATA

SAMPLED BY (PRINT) / AFFILIATION: Emilia Torrellas / AECOM	SAMPLER(S) SIGNATURE(S): Emilia G. Torrellas	SAMPLE TIME: 1100

PUMP OR TUBING DEPTH IN WELL (feet): 38.17	TUBING MATERIAL CODE: LDPE	FIELD-FILTERED: Y (N) Filtration Equipment Type: --	FILTER SIZE: -- µm

FIELD DECONTAMINATION: PUMP (Y) N TUBING Y (N) (replaced) DUPLICATE: Y (N)

SAMPLE CONTAINER SPECIFICATION				SAMPLE PRESERVATION (including wet ice)			INTENDED ANALYSIS AND/OR METHOD	SAMPLING EQUIPMENT CODE	SAMPLE PUMP FLOW RATE (gal per minute)
SAMPLE ID CODE	# CONTAINERS	MATERIAL CODE	VOLUME	PRESERVATIVE USED	TOTAL VOL ADDED IN FIELD (mL)	FINAL pH			
MW-36	4	AG	40 mL	HCl	40 mL x 4		6200	ESP	0.1
↓	3	AG	40 mL	HCl	40 mL x 3	↓	VPH	↓	↓
↓	1	PP	250 mL	HNO_3	250 mL	↓	Lead by 6010	↓	↓

REMARKS:

Quick recharge

MATERIAL CODES: **AG** = Amber Glass; **CG** = Clear Glass; **HDPE** = High Density Polyethylene; **LDPE** = Low Density Polyethylene; **PP** = Polypropylene; **S** = Silicone; **T** = Teflon; **O** = Other (Specify)

SAMPLING EQUIPMENT CODES: **APP** = After (Through) Peristaltic Pump; **B** = Bailer; **BP** = Bladder Pump; **ESP** = Electric Submersible Pump; **RFPP** = Reverse Flow Peristaltic Pump; **SM** = Straw Method (Tubing Gravity Drain); **O** = Other (Specify)

GROUNDWATER SAMPLING LOG

SITE NAME: 2020-L1-2448 Incident	SITE LOCATION: Huntersville, NC	PROJECT NUMBER: 60639876	WELL NAME: MW-36D R	DATE: 2/3/22
WELL DIAMETER (inches): 2"	TUBING DIAMETER (inches): 3/8"	WELL SCREEN INTERVAL DEPTH: 114.00 feet to 134.00 feet	DEPTH TO WATER (feet): 32.00	PUMP TYPE OR BAILER: Bladder Pump

WELL VOLUME PURGE: 1 WELL VOLUME = (TOTAL WELL DEPTH – STATIC DEPTH TO WATER) X WELL CAPACITY
(only fill out if applicable)

= (114.00 feet – 32.00 feet) X 0.16 gallons/foot = gallons

PUMP DEPTH IN WELL (feet): 119.00	PURGING INITIATED AT: 1225	PURGING ENDED AT: 1300	TOTAL VOLUME PURGED (gallons): 2.5

TIME	VOLUME PURGED (gallons)	PURGE RATE (gpm)	DEPTH TO WATER (feet)	TEMP. (°C)	DO (mg/L)	COND. (µS/cm)	pH (standard units)	ORP (mV)	TURB. (NTU)	COLOR (describe)	ODOR (describe)
STABILIZATION CRITERIA:			<0.3 ft. drawdown	within 3%	within 10% or <0.5 mg/L	within 3%	±0.1 unit	±10 mV	within 10% or <5 NTU	--	--
1225	0	0.071	31.79	12.0	2.11	226.3	8.23	-47.3	2.13	clear	none
1230	0.355		31.82	12.2	1.81	225.1	8.12	-44.7	1.77		
1235	0.71		32.10	13.5	1.57	230.8	7.87	-42.9	1.70		
1240	1.065		32.85	13.5	1.39	231.8	7.82	-47.0	4.75		
1245	1.42		33.85	13.3	1.09	231.5	7.76	-49.2	8.24		
1250	1.775		34.48	13.6	1.07	233.4	7.76	-50.6	8.77		
1255	2.13		35.23	13.6	1.09	233.1	7.75	-50.2	8.69		
1300	2.5		35.72	13.6	1.10	233.0	7.74	-49.4	9.15		

WELL CAPACITY (Gallons Per Foot): **0.75"** = 0.02; **1"** = 0.04; **1.25"** = 0.06; **2"** = 0.16; **3"** = 0.37; **4"** = 0.65; **5"** = 1.02; **6"** = 1.47; **12"** = 5.88

SAMPLING DATA

SAMPLED BY (PRINT) / AFFILIATION: Jacob Miller/AECOM	SAMPLER(S) SIGNATURE(S):	SAMPLE TIME: 1305
PUMP OR TUBING DEPTH IN WELL (feet):	TUBING MATERIAL CODE: LDPE	FIELD-FILTERED: Y (N) Filtration Equipment Type: -- FILTER SIZE: -- µm
FIELD DECONTAMINATION: PUMP (Y) N TUBING Y (N) (replaced)		DUPLICATE: Y (N)

SAMPLE CONTAINER SPECIFICATION				SAMPLE PRESERVATION (including wet ice)					
SAMPLE ID CODE	# CONTAINERS	MATERIAL CODE	VOLUME	PRESERVATIVE USED	TOTAL VOL ADDED IN FIELD (mL)	FINAL pH	INTENDED ANALYSIS AND/OR METHOD	SAMPLING EQUIPMENT CODE	SAMPLE PUMP FLOW RATE (gal per minute)
MW-36DR	4	AG	40 mL	HCL	40 mL x 4	7.74	6200	BP	0.071
	3	AG	40 mL	HCL	40 mL x 3		VPH		
	1	PE	250 mL	HNO_3	250 mL		Lead by 6010		

REMARKS: Moderate recharge

MATERIAL CODES: **AG** = Amber Glass; **CG** = Clear Glass; **HDPE** = High Density Polyethylene; **LDPE** = Low Density Polyethylene; **PP** = Polypropylene; **S** = Silicone; **T** = Teflon; **O** = Other (Specify)

SAMPLING EQUIPMENT CODES: **APP** = After (Through) Peristaltic Pump; **B** = Bailer; **BP** = Bladder Pump; **ESP** = Electric Submersible Pump; **RFPP** = Reverse Flow Peristaltic Pump; **SM** = Straw Method (Tubing Gravity Drain); **O** = Other (Specify)

GROUNDWATER SAMPLING LOG

SITE NAME: 2020-L1-2448 Incident	SITE LOCATION: Huntersville, NC	PROJECT NUMBER: 60674226	WELL NAME: MW-42	DATE: 1/31/22

WELL DIAMETER (inches): 4	TUBING DIAMETER (inches): 3/8	WELL SCREEN INTERVAL DEPTH: 10.9 ft. to 50.9 ft.	DEPTH TO WATER (feet): 44.82	PUMP TYPE OR BAILER: ESP

1 WELL VOLUME = (TD-DTW) x WELL CAPACITY

(50.9 ft. - 44.82 ft.) x 0.65 gal./ft. = 4.0 gallons

3 WELL VOLUMES = 1 WELL VOLUME X 3

4.0 gallons x 3 = 12 gallons

PUMP DEPTH IN WELL (feet): 47	PURGING INITIATED AT: 0945	PURGING ENDED AT: 1035	TOTAL VOLUME PURGED (gallons): 4.3

EQUIPMENT INFORMATION WATER QUALITY METER — MAKE/MODEL: YSI / Pro — SERIAL #: 19J103974

EQUIPMENT INFORMATION OIL/WATER INTERFACE PROBE — MAKE/MODEL: Heron / H.Oil — SERIAL #: 01-7819

TIME	VOLUME PURGED (gallons)	PURGE RATE (gpm)	DEPTH TO WATER (feet)	TEMP. (°C)	DO (mg/L)	COND. (µS/cm)	pH (standard units)	ORP (mV)	TURB. (NTU)	COLOR (describe)	ODOR (describe)
STABILIZATION CRITERIA:			<0.3 ft. drawdown	within 3%	within 10% or <0.5 mg/L	within 3%	±0.1 unit	±10 mV	within 10% or <5 NTU	--	--
0950	0.2		44.82	15.6	2.69	278.6	6.40	208.2	11.01	Clear	None
0955	0.7		44.86	14.8	2.26	273.4	6.43	134.0	8.13	"	"
1000	1.1		44.87	15.8	1.83	275.4	6.41	121.9	7.90	"	"
1005	1.5		44.87	16.4	1.52	275.9	6.40	119.0	5.57	"	"
1010	2.0		44.87	16.3	1.41	275.2	6.40	116.7	5.11	"	"
1015	2.4		44.87	16.0	1.45	275.5	6.43	118.1	5.21	"	"
1020	2.8		44.87	15.8	1.40	274.4	6.41	116.9	4.80	"	"
1025	3.3		44.87	15.9	1.44	274.0	6.41	119.2	3.15	"	"
1030	3.8		44.90	15.8	1.49	274.4	6.41	120.0	3.27	"	"
1035	4.3		45.00	15.9	1.44	274.6	6.41	119.7	3.04	"	"

WELL CAPACITY (Gallons Per Foot): **0.75"** = 0.02; **1"** = 0.04; **1.25"** = 0.06; **2"** = 0.16; **3"** = 0.37; **4"** = 0.65; **5"** = 1.02; **6"** = 1.47; **12"** = 5.88

SAMPLING DATA

SAMPLED BY (PRINT) / AFFILIATION: Tim Dickey / AECOM	SAMPLER(S) SIGNATURE(S):	SAMPLE TIME: 1045

PUMP OR TUBING DEPTH IN WELL (feet): 47	TUBING MATERIAL CODE: LDPE	FIELD-FILTERED: Y (N) Filtration Equipment Type: --	FILTER SIZE: -- µm

FIELD DECONTAMINATION: PUMP (Y) N TUBING Y (N replaced) DUPLICATE: Y (N)

SAMPLE CONTAINER SPECIFICATION				SAMPLE PRESERVATION (including wet ice)					
SAMPLE ID CODE	# CONTAINERS	MATERIAL CODE	VOLUME	PRESERVATIVE USED	TOTAL VOL ADDED IN FIELD (mL)	FINAL pH	INTENDED ANALYSIS AND/OR METHOD	SAMPLING EQUIPMENT CODE	SAMPLE PUMP FLOW RATE (gal per minute)
MW-42	4	AG	40 mL	HCl	40 mL x 4	6.41	6200	ESP	
"	3	AG	40 mL	HCl	40 mL x 3	"	VPH	"	
"	1	PP	250 mL	HNO_3	250 mL	"	Lead by 6010	"	

REMARKS:

MATERIAL CODES: **AG** = Amber Glass; **CG** = Clear Glass; **HDPE** = High Density Polyethylene; **LDPE** = Low Density Polyethylene; **PP** = Polypropylene; **S** = Silicone; **T** = Teflon; **O** = Other (Specify)

SAMPLING EQUIPMENT CODES: **APP** = After (Through) Peristaltic Pump; **B** = Bailer; **BP** = Bladder Pump; **ESP** = Electric Submersible Pump; **RFPP** = Reverse Flow Peristaltic Pump; **SM** = Straw Method (Tubing Gravity Drain); **O** = Other (Specify)

GROUNDWATER SAMPLING LOG

SITE NAME: 2020-L1-2448 Incident	SITE LOCATION: Huntersville, NC	PROJECT NUMBER: 60674226	WELL NAME: MW-43	DATE: 2/3/22

WELL DIAMETER (inches): 2	TUBING DIAMETER (inches): 3/8	WELL SCREEN INTERVAL DEPTH: 15 ft. to 50 ft.	DEPTH TO WATER (feet): 41.88	PUMP TYPE OR BAILER: ESP

1 WELL VOLUME = (TD-DTW) x WELL CAPACITY

(50 ft. - 41.88 ft.) x 0.163 gal./ft. = 1.32 gallons

3 WELL VOLUMES = 1 WELL VOLUME X 3

1.32 gallons x 3 = 3.96 gallons

PUMP DEPTH IN WELL (feet): 45	PURGING INITIATED AT: 1426	PURGING ENDED AT: 1500	TOTAL VOLUME PURGED (gallons): 4.9

EQUIPMENT INFORMATION WATER QUALITY METER — MAKE/MODEL: YSI/Pro SERIAL #: 19J103974

EQUIPMENT INFORMATION OIL/WATER INTERFACE PROBE — MAKE/MODEL: Heron/H.Oil SERIAL #: 01-7819

TIME	VOLUME PURGED (gallons)	PURGE RATE (gpm)	DEPTH TO WATER (feet)	TEMP. (°C)	DO (mg/L)	COND. (µS/cm)	pH (standard units)	ORP (mV)	TURB. (NTU)	COLOR (describe)	ODOR (describe)
STABILIZATION CRITERIA:			<0.3 ft. drawdown	within 3%	within 10% or <0.5 mg/L	within 3%	±0.1 unit	±10 mV	within 10% or <5 NTU	--	--
1420			42.13	15.4	6.19	155.9	6.33	358.0	14.60	clear	No
1425			42.31	15.7	6.21	155.6	6.31	341.2	12.71		
1430			42.39	16.1	6.18	155.3	6.28	330.9	8.32		
1435			42.42	16.2	6.14	154.8	6.28	326.4	10.49		
1440			42.47	16.3	6.11	154.6	6.27	321.8	6.14		
1445			42.56	16.4	6.08	154.1	6.26	318.3	9.75		
1450			42.63	16.5	6.06	153.6	6.26	315.1	6.78		
1455			42.68	16.6	6.07	153.2	6.26	313.9	4.31		
1500			42.72	16.7	6.06	153.1	6.26	313.5	5.97		

WELL CAPACITY (Gallons Per Foot): **0.75"** = 0.02; **1"** = 0.04; **1.25"** = 0.06; **2"** = 0.16; **3"** = 0.37; **4"** = 0.65; **5"** = 1.02; **6"** = 1.47; **12"** = 5.88

SAMPLING DATA

SAMPLED BY (PRINT) / AFFILIATION: Jim Dimitoff / AECOM	SAMPLER(S) SIGNATURE(S):	SAMPLE TIME: 1505

PUMP OR TUBING DEPTH IN WELL (feet): 45	TUBING MATERIAL CODE: LDPE.	FIELD-FILTERED: Y (N) Filtration Equipment Type: --	FILTER SIZE: -- µm

FIELD DECONTAMINATION: PUMP (Y) N TUBING Y (N (replaced)) DUPLICATE: (Y) N

SAMPLE CONTAINER SPECIFICATION				SAMPLE PRESERVATION (including wet ice)			INTENDED ANALYSIS AND/OR METHOD	SAMPLING EQUIPMENT CODE	SAMPLE PUMP FLOW RATE (gal per minute)
SAMPLE ID CODE	# CONTAINERS	MATERIAL CODE	VOLUME	PRESERVATIVE USED	TOTAL VOL ADDED IN FIELD (mL)	FINAL pH			
MW-43	4	AG	40 mL	HCl	40 mL x 4	6.26	6200	ESP	
"	3	AG	40 mL	HCl	40 mL x 3	"	VPH	"	
"	1	PP	250 mL	HNO_3	250 mL	"	Lead by 6010	"	

REMARKS:

MATERIAL CODES: **AG** = Amber Glass; **CG** = Clear Glass; **HDPE** = High Density Polyethylene; **LDPE** = Low Density Polyethylene; **PP** = Polypropylene; **S** = Silicone; **T** = Teflon; **O** = Other (Specify)

SAMPLING EQUIPMENT CODES: **APP** = After (Through) Peristaltic Pump; **B** = Bailer; **BP** = Bladder Pump; **ESP** = Electric Submersible Pump; **RFPP** = Reverse Flow Peristaltic Pump; **SM** = Straw Method (Tubing Gravity Drain); **O** = Other (Specify)

GROUNDWATER SAMPLING LOG

SITE NAME: 2020-L1-2448 Incident	SITE LOCATION: Huntersville, NC	PROJECT NUMBER: 60674226	WELL NAME: MW-45	DATE: 1/31/22

WELL DIAMETER (inches): 4	TUBING DIAMETER (inches): 3/8	WELL SCREEN INTERVAL DEPTH: 12.84 ft. to 52.84 ft.	DEPTH TO WATER (feet): 40.66	PUMP TYPE OR BAILER: Monsoon

1 WELL VOLUME = (TD-DTW) x WELL CAPACITY

(52.84 ft. - 40.66 ft.) x 0.65 gal./ft. = 7.917 gallons

3 WELL VOLUMES = 1 WELL VOLUME X 3

7.917 gallons x 3 = 23.751 gallons

PUMP DEPTH IN WELL (feet): 46	PURGING INITIATED AT: 1009	PURGING ENDED AT: 1125	TOTAL VOLUME PURGED (gallons): 6

EQUIPMENT INFORMATION WATER QUALITY METER	MAKE/MODEL: SERIAL #:	EQUIPMENT INFORMATION OIL/WATER INTERFACE PROBE	MAKE/MODEL: SERIAL #:

TIME	VOLUME PURGED (gallons)	PURGE RATE (gpm)	DEPTH TO WATER (feet)	TEMP. (°C)	DO (mg/L)	COND. (µS/cm)	pH (standard units)	ORP (mV)	TURB. (NTU)	COLOR (describe)	ODOR (describe)
STABILIZATION CRITERIA:			<0.3 ft. drawdown	within 3%	within 10% or <0.5 mg/L	within 3%	±0.1 unit	±10 mV	within 10% or <5 NTU	--	--
1013	0	0.1	40.66	15.4	6.40	622	6.34	216.3	1.24	clear	none
1018	0.5	0.1	41.03	15.1	6.66	658	6.33	220.0	1.21	clear	none
1023	1.0	0.1	41.07	15.15	6.50	656	6.33	221.0	1.21	clear	none
1028	1.5	0.1	41.10	15.0	6.15	654	6.33	223.6	1.22	clear	none
1033	2.0	0.1	41.12	14.9	6.35	655	6.33	224.2	0.40	clear	none
1038	2.5	0.1	41.22	10.4	6.27	676	6.30	225.5	0.46	clear	none
1043	3.0	0.1	41.35	16.2	6.32	673	6.30	226.9	0.36	clear	none
1048	3.5	0.1	41.42	16.5	6.25	679	6.30	228.4	0.31	clear	none
1053	4.0	0.1	41.46	15.7	5.78	668	6.29	228.7	0.11	clear	none
1058	4.5	0.1	41.35	16.2	6.12	673	6.29	228.7	0.06	clear	none
1103	5.0	0.1	41.34	16.5	6.10	672	6.29	229.0	0.07	clear	none
1108	5.5	0.1	41.32	16.8	5.95	678	6.28	229.9	0.08	clear	none

WELL CAPACITY (Gallons Per Foot): **0.75"** = 0.02; **1"** = 0.04; **1.25"** = 0.06; **2"** = 0.16; **3"** = 0.37; **4"** = 0.65; **5"** = 1.02; **6"** = 1.47; **12"** = 5.88

SAMPLING DATA

SAMPLED BY (PRINT) / AFFILIATION: Erica Duncan	SAMPLER(S) SIGNATURE(S):	SAMPLE TIME: 1125

PUMP OR TUBING DEPTH IN WELL (feet): 46	TUBING MATERIAL CODE: LDPE	FIELD-FILTERED: Y (N) Filtration Equipment Type: --	FILTER SIZE: -- µm

FIELD DECONTAMINATION: PUMP ⊗ N TUBING Y (N replaced) DUPLICATE: Y (N)

SAMPLE CONTAINER SPECIFICATION				SAMPLE PRESERVATION (including wet ice)			INTENDED ANALYSIS AND/OR METHOD	SAMPLING EQUIPMENT CODE	SAMPLE PUMP FLOW RATE (gal per minute)
SAMPLE ID CODE	# CONTAINERS	MATERIAL CODE	VOLUME	PRESERVATIVE USED	TOTAL VOL ADDED IN FIELD (mL)	FINAL pH			
MW-45	4	AG	40 mL	HCl	40 mL x 4	6.28	6200	ESP	0.1
MW-45	3	AG	40 mL	HCl	40 mL x 3	6.28	VPH	ESP	0.1
MW-45	1	PP	250 mL	HNO_3	250 mL	6.28	Lead by 6010	ESP	0.1

REMARKS:

MATERIAL CODES: **AG** = Amber Glass; **CG** = Clear Glass; **HDPE** = High Density Polyethylene; **LDPE** = Low Density Polyethylene; **PP** = Polypropylene; **S** = Silicone; **T** = Teflon; **O** = Other (Specify)

SAMPLING EQUIPMENT CODES: **APP** = After (Through) Peristaltic Pump; **B** = Bailer; **BP** = Bladder Pump; **ESP** = Electric Submersible Pump; **RFPP** = Reverse Flow Peristaltic Pump; **SM** = Straw Method (Tubing Gravity Drain); **O** = Other (Specify)

GROUNDWATER SAMPLING LOG

SITE NAME: 2020-L1-2448 Incident	SITE LOCATION: Huntersville, NC	PROJECT NUMBER: 60674226	WELL NAME: MW-46	DATE: 02/01/22

WELL DIAMETER (inches): 4	TUBING DIAMETER (inches): 3/8"	WELL SCREEN INTERVAL DEPTH: 33.20 ft. to 43.20 ft.	DEPTH TO WATER (feet): 37.39	PUMP TYPE OR BAILER: Monsoon XL

1 WELL VOLUME = (TD-DTW) x WELL CAPACITY
(43.20 ft. - 37.39 ft.) x 0.65 gal./ft. = 3.78 gallons

3 WELL VOLUMES = 1 WELL VOLUME X 3
3.78 gallons x 3 = 11.33 gallons

PUMP DEPTH IN WELL (feet): 42.39	PURGING INITIATED AT: 0905	PURGING ENDED AT: 0930	TOTAL VOLUME PURGED (gallons): 3.78

EQUIPMENT INFORMATION WATER QUALITY METER — MAKE/MODEL: YSI PRO+/Quatro — SERIAL #: 17C1016405

EQUIPMENT INFORMATION OIL/WATER INTERFACE PROBE — MAKE/MODEL: H.Oil oil water interface — SERIAL #: 01-8345

TIME	VOLUME PURGED (gallons)	PURGE RATE (gpm)	DEPTH TO WATER (feet)	TEMP. (°C)	DO (mg/L)	COND. (µS/cm)	pH (standard units)	ORP (mV)	TURB. (NTU)	COLOR (describe)	ODOR (describe)
STABILIZATION CRITERIA:			<0.3 ft. drawdown	within 3%	within 10% or <0.5 mg/L	within 3%	±0.1 unit	±10 mV	within 10% or <5 NTU	--	--
0915	1.0	0.1	39.89	16.0	4.36	278.7	6.09	181.0	136.2	cloudy	none
0920	1.5	↓	41.54	16.3	4.19	290.0	6.08	160.2	91.57	↓	↓
0925	2.0		42.10	16.2	3.99	280.2	6.10	145.7	76.46		
0930	2.5	↓	42.30	16.4	3.85	283.4	6.12	126.8	—	↓	
1550	3.78	—	—	14.9	7.30	185.4	5.99	208.0	321	Brown	↓

WELL CAPACITY (Gallons Per Foot): **0.75"** = 0.02; **1"** = 0.04; **1.25"** = 0.06; **2"** = 0.16; **3"** = 0.37; **4"** = 0.65; **5"** = 1.02; **6"** = 1.47; **12"** = 5.88

SAMPLING DATA

SAMPLED BY (PRINT) / AFFILIATION: Emilia Torrellas / AECOM	SAMPLER(S) SIGNATURE(S): Emilia G. Torrellas	SAMPLE TIME: 1550

PUMP OR TUBING DEPTH IN WELL (feet): 42.39	TUBING MATERIAL CODE: LDPE	FIELD-FILTERED: Y (N) Filtration Equipment Type: --	FILTER SIZE: -- µm

FIELD DECONTAMINATION: PUMP (Y) N TUBING Y (N) (replaced) DUPLICATE: Y (N)

SAMPLE CONTAINER SPECIFICATION				SAMPLE PRESERVATION (including wet ice)			INTENDED ANALYSIS AND/OR METHOD	SAMPLING EQUIPMENT CODE	SAMPLE PUMP FLOW RATE (gal per minute)
SAMPLE ID CODE	# CONTAINERS	MATERIAL CODE	VOLUME	PRESERVATIVE USED	TOTAL VOL ADDED IN FIELD (mL)	FINAL pH			
MW-46	4	AG	40 mL	HCl	40 mL x 4	5.99	6200	ESP	0.1
↓	3	AG	40 mL	HCl	40 mL x 3	↓	VPH	↓	↓
↓	1	PP	250 mL	HNO_3	250 mL	↓	Lead by 6010	↓	↓

REMARKS:
Pumped the first 2.5 gallons and couldn't pump anymore because the water column was only ~1 foot. Bailed it dry and collected sample after recharged.

MATERIAL CODES: **AG** = Amber Glass; **CG** = Clear Glass; **HDPE** = High Density Polyethylene; **LDPE** = Low Density Polyethylene; **PP** = Polypropylene; **S** = Silicone; **T** = Teflon; **O** = Other (Specify)

SAMPLING EQUIPMENT CODES: **APP** = After (Through) Peristaltic Pump; **B** = Bailer; **BP** = Bladder Pump; **ESP** = Electric Submersible Pump; **RFPP** = Reverse Flow Peristaltic Pump; **SM** = Straw Method (Tubing Gravity Drain); **O** = Other (Specify)

GROUNDWATER SAMPLING LOG

SITE NAME: 2020-L1-2448 Incident	SITE LOCATION: Huntersville, NC	PROJECT NUMBER: 60674226	WELL NAME: MW-49	DATE: 2/2/22

WELL DIAMETER (inches): 4	TUBING DIAMETER (inches): 3/8	WELL SCREEN INTERVAL DEPTH: 14.58 ft. to 54.58 ft.	DEPTH TO WATER (feet): 38.69	PUMP TYPE OR BAILER: ESP

1 WELL VOLUME = (TD-DTW) x WELL CAPACITY

(54.58 ft. - 38.69 ft.) x 0.65 gal./ft. = 10.3 gallons

3 WELL VOLUMES = 1 WELL VOLUME X 3

10.3 gallons x 3 = 30.9 gallons

PUMP DEPTH IN WELL (feet): 50	PURGING INITIATED AT: 1335	PURGING ENDED AT: 1415	TOTAL VOLUME PURGED (gallons): 4.2

EQUIPMENT INFORMATION WATER QUALITY METER — MAKE/MODEL: YSI / Pro — SERIAL #: 19J103974

EQUIPMENT INFORMATION OIL/WATER INTERFACE PROBE — MAKE/MODEL: Heron / H.Oil — SERIAL #: 01.7819

TIME	VOLUME PURGED (gallons)	PURGE RATE (gpm)	DEPTH TO WATER (feet)	TEMP. (°C)	DO (mg/L)	COND. (µS/cm)	pH (standard units)	ORP (mV)	TURB. (NTU)	COLOR (describe)	ODOR (describe)
STABILIZATION CRITERIA:			<0.3 ft. drawdown	within 3%	within 10% or <0.5 mg/L	within 3%	±0.1 unit	±10 mV	within 10% or <5 NTU	--	--
1335	0.2		38.69	15.6	6.12	166.9	6.34	311.8	40.01	Clear	None
1340	0.6		38.69	15.7	6.15	165.7	6.30	311.1	24.74	"	"
1345	1.0		38.69	16.0	6.11	167.3	6.29	313.9	17.04	"	"
1350	1.5		38.71	16.1	5.97	167.7	6.29	316.5	14.89	"	"
1355	2.1		38.71	16.0	5.97	167.2	6.29	319.1	14.21	"	"
1400	2.6		38.71	16.3	5.52	168.2	6.29	321.9	9.16	"	"
1405	3.1		38.71	16.3	5.61	168.3	6.29	323.6	5.86	"	"
1410	3.6		38.71	16.4	5.57	168.5	6.29	325.1	3.03	"	"
1415	4.2		38.71	16.3	5.63	168.0	6.29	325.7	1.46	"	"

WELL CAPACITY (Gallons Per Foot): **0.75"** = 0.02; **1"** = 0.04; **1.25"** = 0.06; **2"** = 0.16; **3"** = 0.37; **4"** = 0.65; **5"** = 1.02; **6"** = 1.47; **12"** = 5.88

SAMPLING DATA

SAMPLED BY (PRINT) / AFFILIATION: Tim Dickey / AECOM	SAMPLER(S) SIGNATURE(S):	SAMPLE TIME: 1425
PUMP OR TUBING DEPTH IN WELL (feet): 50	TUBING MATERIAL CODE: LDPE	FIELD-FILTERED: Y (N) Filtration Equipment Type: -- FILTER SIZE: -- µm

FIELD DECONTAMINATION: PUMP (Y) N TUBING Y (N) (replaced) DUPLICATE: Y (N)

SAMPLE CONTAINER SPECIFICATION				SAMPLE PRESERVATION (including wet ice)			INTENDED ANALYSIS AND/OR METHOD	SAMPLING EQUIPMENT CODE	SAMPLE PUMP FLOW RATE (gal per minute)
SAMPLE ID CODE	# CONTAINERS	MATERIAL CODE	VOLUME	PRESERVATIVE USED	TOTAL VOL ADDED IN FIELD (mL)	FINAL pH			
MW-49	4	AG	40 mL	HCl	40 mL x 4	6.29	6200	ESP	
"	3	AG	40 mL	HCl	40 mL x 3	"	VPH	"	
"	1	PP	250 mL	HNO_3	250 mL	"	Lead by 6010	"	

REMARKS:

MATERIAL CODES: **AG** = Amber Glass; **CG** = Clear Glass; **HDPE** = High Density Polyethylene; **LDPE** = Low Density Polyethylene; **PP** = Polypropylene; **S** = Silicone; **T** = Teflon; **O** = Other (Specify)

SAMPLING EQUIPMENT CODES: **APP** = After (Through) Peristaltic Pump; **B** = Bailer; **BP** = Bladder Pump; **ESP** = Electric Submersible Pump; **RFPP** = Reverse Flow Peristaltic Pump; **SM** = Straw Method (Tubing Gravity Drain); **O** = Other (Specify)

GROUNDWATER SAMPLING LOG

SITE NAME: 2020-L1-2448 Incident	SITE LOCATION: Huntersville, NC	PROJECT NUMBER: 60674226	WELL NAME: MW-50	DATE: 1/31/22

WELL DIAMETER (inches): 4	TUBING DIAMETER (inches): 3/8	WELL SCREEN INTERVAL DEPTH: 16.75 ft. to 56.75 ft.	DEPTH TO WATER (feet): 42.47	PUMP TYPE OR BAILER: ESP

1 WELL VOLUME = (TD-DTW) x WELL CAPACITY

(56.75 ft. - 42.47 ft.) x 0.65 gal./ft. = 9.3 gallons

3 WELL VOLUMES = 1 WELL VOLUME X 3

9.3 gallons x 3 = 27.9 gallons

PUMP DEPTH IN WELL (feet): 54	PURGING INITIATED AT: 1355	PURGING ENDED AT: 1440	TOTAL VOLUME PURGED (gallons): 4.6

EQUIPMENT INFORMATION WATER QUALITY METER	MAKE/MODEL: YSI/Pro	SERIAL #: 19J103974
EQUIPMENT INFORMATION OIL/WATER INTERFACE PROBE	MAKE/MODEL: Heron/H.Oil	SERIAL #: 01.7819

TIME	VOLUME PURGED (gallons)	PURGE RATE (gpm)	DEPTH TO WATER (feet)	TEMP. (°C)	DO (mg/L)	COND. (µS/cm)	pH (standard units)	ORP (mV)	TURB. (NTU)	COLOR (describe)	ODOR (describe)
STABILIZATION CRITERIA:			<0.3 ft. drawdown	within 3%	within 10% or <0.5 mg/L	within 3%	±0.1 unit	±10 mV	within 10% or <5 NTU	--	--
1355	0.2		42.47	16.5	3.28	181.3	6.44	32.4	89.99	Clear	None
1400	0.7		42.49	16.5	3.55	188.7	6.46	20.0	55.05	"	"
1405	1.1		42.50	17.0	3.21	182.6	6.43	21.2	49.65	"	"
1410	1.5		42.50	16.8	3.08	181.9	6.43	21.3	44.28	"	"
1415	1.9		42.50	16.8	3.65	182.8	6.43	18.6	34.15	"	"
1420	2.4		42.50	16.8	0.12	180.5	6.42	18.6	18.22	"	"
1425	3.0		42.50	16.8	0.13	180.5	6.42	18.6	10.99	"	"
1430	3.5		42.50	16.8	0.17	179.9	6.42	18.5	7.65	"	"
1435	4.0		42.50	16.6	0.19	179.5	6.42	18.4	3.12	"	"
1440	4.6		42.50	16.8	0.18	180.0	6.42	18.5	2.99	"	"

WELL CAPACITY (Gallons Per Foot): **0.75"** = 0.02; **1"** = 0.04; **1.25"** = 0.06; **2"** = 0.16; **3"** = 0.37; **4"** = 0.65; **5"** = 1.02; **6"** = 1.47; **12"** = 5.88

SAMPLING DATA

SAMPLED BY (PRINT) / AFFILIATION: Tim Dickey / AECOM	SAMPLER(S) SIGNATURE(S):	SAMPLE TIME: 1450

PUMP OR TUBING DEPTH IN WELL (feet): 54	TUBING MATERIAL CODE: LDPE	FIELD-FILTERED: Y (N) Filtration Equipment Type: --	FILTER SIZE: -- µm

FIELD DECONTAMINATION: PUMP (Y) N TUBING Y (N replaced) DUPLICATE: Y (N)

SAMPLE CONTAINER SPECIFICATION				SAMPLE PRESERVATION (including wet ice)					
SAMPLE ID CODE	# CONTAINERS	MATERIAL CODE	VOLUME	PRESERVATIVE USED	TOTAL VOL ADDED IN FIELD (mL)	FINAL pH	INTENDED ANALYSIS AND/OR METHOD	SAMPLING EQUIPMENT CODE	SAMPLE PUMP FLOW RATE (gal per minute)
MW-50	4	AG	40 mL	HCl	40 mL x 4	6.42	6200	ESP	
"	3	AG	40 mL	HCl	40 mL x 3	"	VPH	"	
"	1	PP	250 mL	HNO_3	250 mL	"	Lead by 6010	"	

REMARKS:

MATERIAL CODES: **AG** = Amber Glass; **CG** = Clear Glass; **HDPE** = High Density Polyethylene; **LDPE** = Low Density Polyethylene; **PP** = Polypropylene; **S** = Silicone; **T** = Teflon; **O** = Other (Specify)

SAMPLING EQUIPMENT CODES: **APP** = After (Through) Peristaltic Pump; **B** = Bailer; **BP** = Bladder Pump; **ESP** = Electric Submersible Pump; **RFPP** = Reverse Flow Peristaltic Pump; **SM** = Straw Method (Tubing Gravity Drain); **O** = Other (Specify)

GROUNDWATER SAMPLING LOG

SITE NAME: 2020-L1-2448 Incident	SITE LOCATION: Huntersville, NC	PROJECT NUMBER: 60639876	WELL NAME: MW-51	DATE: 20220181

WELL DIAMETER (inches): 4	TUBING DIAMETER (inches): 3/4	WELL SCREEN INTERVAL DEPTH: 20.97 ft. to 50.97 ft.	DEPTH TO WATER (feet): 42.60	PUMP TYPE OR BAILER: MONSOON

1 WELL VOLUME = (TD-DTW) x WELL CAPACITY

(50.97 ft. - 42.60 ft.) x 0.65 gal./ft. = 5.44 gallons

3 WELL VOLUMES = 1 WELL VOLUME X 3

5.44 gallons x 3 = 16.32 gallons

PUMP DEPTH IN WELL (feet): 48.00	PURGING INITIATED AT: 0954	PURGING ENDED AT: 1149	TOTAL VOLUME PURGED (gallons): ~7

EQUIPMENT INFORMATION WATER QUALITY METER	MAKE/MODEL: SERIAL #:	EQUIPMENT INFORMATION OIL/WATER INTERFACE PROBE	MAKE/MODEL: SERIAL #:

TIME	VOLUME PURGED (gallons)	PURGE RATE (gpm)	DEPTH TO WATER (feet)	TEMP. (°C)	DO (mg/L)	COND. (µS/cm)	pH (standard units)	ORP (mV)	TURB. (NTU)	COLOR (describe)	ODOR (describe)
STABILIZATION CRITERIA:			<0.3 ft. drawdown	within 3%	within 10% or <0.5 mg/L	within 3%	±0.1 unit	±10 mV	within 10% or <5 NTU	--	--
0958	0	0.1	43.07	13.9	6.53	270.0	6.41	242.7	7.16	CLEAR	N/A
1004	0.5	0.1	43.34	14.4	5.76	271.6	6.27	243.4	13.44	CLOUDY	
1009	1.0	0.1	43.56	14.9	5.75	274.9	6.22	240.2	30.52		
1014	1.5	0.1	43.93	16.3	5.63	281.7	6.22	237.5	32.61		
1019	2.0	0.1	44.19	15.2	5.75	276.1	6.22	233.5	35.44		
1026	2.5	0.1	44.48	16.3	5.30	287.7	6.22	225.1	27.79		
1031	3.0	0.1	45.08	16.8	8.72	287.2	6.19	221.7	35.57		
1036	3.5	0.1	45.27	17.1	8.15	288.7	6.22	214.1	33.46		
1041	4.0	0.1	45.51	17.2	8.29	290.0	6.23	211.4	34.08		
1046	4.5	0.1	45.72	17.1	8.15	290.1	6.22	205.2	31.97		
1051	5.0	0.1	46.12	17.3	8.02	292.1	6.21	201.1	50.45		
1056	5.5	0.1	46.34	17.3	5.31	292.8	6.23	195.7	32.96		
1101	6.0	0.1	46.68	17.3	5.32	294.2	6.26	18.1	32.73		
1149	7.5	Dry well	N/A	17.9	5.44	294.7	6.37	317.3	1028	Brown	
1605	8.0	Bailed		16.9	5.76	301.7	6.28	204.1	83.78		

WELL CAPACITY (Gallons Per Foot): **0.75"** = 0.02; **1"** = 0.04; **1.25"** = 0.06; **2"** = 0.16; **3"** = 0.37; **4"** = 0.65; **5"** = 1.02; **6"** = 1.47; **12"** = 5.88

SAMPLING DATA

SAMPLED BY (PRINT) / AFFILIATION: SAM MOORE / AECOM	SAMPLER(S) SIGNATURE(S):	SAMPLE TIME:

PUMP OR TUBING DEPTH IN WELL (feet): 48	TUBING MATERIAL CODE: LDPE	FIELD-FILTERED: Y (N) Filtration Equipment Type: --	FILTER SIZE: -- µm

FIELD DECONTAMINATION: PUMP (Y) N TUBING Y (N) (replaced) DUPLICATE: Y (N)

SAMPLE CONTAINER SPECIFICATION				SAMPLE PRESERVATION (including wet ice)			INTENDED ANALYSIS AND/OR METHOD	SAMPLING EQUIPMENT CODE	SAMPLE PUMP FLOW RATE (gal per minute)
SAMPLE ID CODE	# CONTAINERS	MATERIAL CODE	VOLUME	PRESERVATIVE USED	TOTAL VOL ADDED IN FIELD (mL)	FINAL pH			
MW-51	4	AG	40 mL	HCl	40 mL x 4	6.29	6200	B	
MW-51	3	AG	40 mL	HCl	40 mL x 3	6.29	VPH	B	
MW-51	1	PP	250 mL	HNO_3	250 mL	6.29	Lead by 6010	B	

REMARKS:

Well ran dry @ 7.5 gal. Sample bailed after well recharge.

MATERIAL CODES: **AG** = Amber Glass; **CG** = Clear Glass; **HDPE** = High Density Polyethylene; **LDPE** = Low Density Polyethylene; **PP** = Polypropylene; **S** = Silicone; **T** = Teflon; **O** = Other (Specify)

SAMPLING EQUIPMENT CODES: **APP** = After (Through) Peristaltic Pump; **B** = Bailer; **BP** = Bladder Pump; **ESP** = Electric Submersible Pump; **RFPP** = Reverse Flow Peristaltic Pump; **SM** = Straw Method (Tubing Gravity Drain); **O** = Other (Specify)

GROUNDWATER SAMPLING LOG

SITE NAME: 2020-L1-2448 Incident	SITE LOCATION: Huntersville, NC	PROJECT NUMBER: 60674226	WELL NAME: MW-52	DATE: 02/03/22

WELL DIAMETER (inches): 4	TUBING DIAMETER (inches): 3/8	WELL SCREEN INTERVAL DEPTH: 26.98 ft. to 56.98 ft.	DEPTH TO WATER (feet): 38.64	PUMP TYPE OR BAILER: Monsoon XL

1 WELL VOLUME = (TD-DTW) x WELL CAPACITY	3 WELL VOLUMES = 1 WELL VOLUME X 3
(56.98 ft. - 38.64 ft.) x 0.65 gal./ft. = 11.92 gallons	11.92 gallons x 3 = 35.76 gallons

PUMP DEPTH IN WELL (feet): 45	PURGING INITIATED AT: 1330	PURGING ENDED AT: 1430	TOTAL VOLUME PURGED (gallons): 2.385

EQUIPMENT INFORMATION WATER QUALITY METER	MAKE/MODEL: YSI Pro Plus SERIAL #: 15C101918	EQUIPMENT INFORMATION OIL/WATER INTERFACE PROBE	MAKE/MODEL: Heron H.Oil SERIAL #: 01-5785

TIME	VOLUME PURGED (gallons)	PURGE RATE (gpm)	DEPTH TO WATER (feet)	TEMP. (°C)	DO (mg/L)	COND. (µS/cm)	pH (standard units)	ORP (mV)	TURB. (NTU)	COLOR (describe)	ODOR (describe)
STABILIZATION CRITERIA:			<0.3 ft. drawdown	within 3%	within 10% or <0.5 mg/L	within 3%	±0.1 unit	±10 mV	within 10% or <5 NTU	--	--
1400	1.59	0.053	39.71	14.8	2.39	164.0	6.39	-34.7	25.43	Clear	None
1405	1.855		39.79	14.8	2.38	163.8	6.39	-34.1	24.61		None
1410	2.12		39.84	14.9	2.37	162.8	6.39	-33.8	23.42		Strong Smell
1415	2.385		39.91	14.9	2.35	162.1	6.38	-33.4	23.37		Strong Smell

Mike deKozlowski 02/03/22

WELL CAPACITY (Gallons Per Foot): **0.75"** = 0.02; **1"** = 0.04; **1.25"** = 0.06; **2"** = 0.16; **3"** = 0.37; **4"** = 0.65; **5"** = 1.02; **6"** = 1.47; **12"** = 5.88

SAMPLING DATA

SAMPLED BY (PRINT) / AFFILIATION: Mike deKozlowski / AECOM	SAMPLER(S) SIGNATURE(S): Mike deKozlowski	SAMPLE TIME: 1430
PUMP OR TUBING DEPTH IN WELL (feet): 45	TUBING MATERIAL CODE: LDPE	FIELD-FILTERED: Y (N) Filtration Equipment Type: -- FILTER SIZE: -- µm
FIELD DECONTAMINATION: PUMP (Y) N TUBING Y (N (replaced))		DUPLICATE: Y (N)

SAMPLE CONTAINER SPECIFICATION				SAMPLE PRESERVATION (including wet ice)			INTENDED ANALYSIS AND/OR METHOD	SAMPLING EQUIPMENT CODE	SAMPLE PUMP FLOW RATE (gal per minute)
SAMPLE ID CODE	# CONTAINERS	MATERIAL CODE	VOLUME	PRESERVATIVE USED	TOTAL VOL ADDED IN FIELD (mL)	FINAL pH			
MW-52	4	AG	40 mL	HCl	40 mL x 4	6.38	6200	ESP	0.053
	3	AG	40 mL	HCl	40 mL x 3		VPH		
	1	PP	250 mL	HNO_3	250 mL		Lead by 6010		

REMARKS: Strong smell from water last 10 mins of purge, no detection with interface probe, no visible product

Fast Recharge

MATERIAL CODES: **AG** = Amber Glass; **CG** = Clear Glass; **HDPE** = High Density Polyethylene; **LDPE** = Low Density Polyethylene; **PP** = Polypropylene; **S** = Silicone; **T** = Teflon; **O** = Other (Specify)

SAMPLING EQUIPMENT CODES: **APP** = After (Through) Peristaltic Pump; **B** = Bailer; **BP** = Bladder Pump; **ESP** = Electric Submersible Pump; **RFPP** = Reverse Flow Peristaltic Pump; **SM** = Straw Method (Tubing Gravity Drain); **O** = Other (Specify)

GROUNDWATER SAMPLING LOG

SITE NAME: 2020-L1-2448 Incident	SITE LOCATION: Huntersville, NC	PROJECT NUMBER: 0674226	WELL NAME: MW-53	DATE: 2-2-22
WELL DIAMETER (inches): 4	TUBING DIAMETER (inches): 3/8	WELL SCREEN INTERVAL DEPTH: 73 ft. to 63 ft.	DEPTH TO WATER (feet): 35.15	PUMP TYPE OR BAILER: Monsoon

1 WELL VOLUME = (TD-DTW) x WELL CAPACITY

(63 ft. - 35.15 ft.) x 0.16 gal./ft. = 4.46 gallons

3 WELL VOLUMES = 1 WELL VOLUME X 3

4.46 gallons x 3 = 13.38 gallons

PUMP DEPTH IN WELL (feet): 55	PURGING INITIATED AT: 1215	PURGING ENDED AT: 1310	TOTAL VOLUME PURGED (gallons): 5.5

EQUIPMENT INFORMATION WATER QUALITY METER — MAKE/MODEL: YSI Pro — SERIAL #:

EQUIPMENT INFORMATION OIL/WATER INTERFACE PROBE — MAKE/MODEL: Heron. H oil — SERIAL #:

TIME	VOLUME PURGED (gallons)	PURGE RATE (gpm)	DEPTH TO WATER (feet)	TEMP. (°C)	DO (mg/L)	COND. (µS/cm)	pH (standard units)	ORP (mV)	TURB. (NTU)	COLOR (describe)	ODOR (describe)
STABILIZATION CRITERIA:			<0.3 ft. drawdown	within 3%	within 10% or <0.5 mg/L	within 3%	±0.1 unit	±10 mV	within 10% or <5 NTU	–	–
1215	0	0.1	35.89	14.0	3.16	203.0	6.47	82.3	44.31	Clear	NO
1220	0.5		35.99	14.4	2.20	205.4	6.46	82.1	28.21		
1225	1		36.08	14.4	0.98	205.0	6.45	85.8	14.33		
1230	1.5		36.24	14.3	0.86	203.8	6.45	86.6	14.85		
1235	2		36.49	14.2	0.71	202.1	6.45	87.4	9.22		
1240	2.5		36.61	14.1	0.63	201.6	6.45	89.1	8.69		
1245	3		36.74	14.1	0.56	200.6	6.45	90.2	6.33		
1250	3.5		36.88	14.2	0.48	202.1	6.44	91.3	9.28		
1255	4		36.99	14.5	0.34	203.8	6.44	93.1	5.46		
1300	4.5		37.42	14.9	0.29	202.4	6.43	93.8	6.74		
1305	5		37.71	15.1	0.28	203.6	6.43	94.7	7.08		
1310	5.5		38.00	15.1	0.29	204.3	6.43	93.1	6.52		

WELL CAPACITY (Gallons Per Foot): 0.75" = 0.02; 1" = 0.04; 1.25" = 0.06; 2" = 0.16; 3" = 0.37; 4" = 0.65; 5" = 1.02; 6" = 1.47; 12" = 5.88

SAMPLING DATA

SAMPLED BY (PRINT) / AFFILIATION: John Dimitoff	SAMPLER(S) SIGNATURE(S):	SAMPLE TIME: 1315
PUMP OR TUBING DEPTH IN WELL (feet): 55	TUBING MATERIAL CODE: LDPE	FIELD-FILTERED: Y (N) FILTER SIZE: — µm; Filtration Equipment Type: —
FIELD DECONTAMINATION: PUMP (Y) N	TUBING Y (N (replaced)	DUPLICATE: Y (N)

SAMPLE CONTAINER SPECIFICATION / SAMPLE PRESERVATION (including wet ice)

SAMPLE ID CODE	# CONTAINERS	MATERIAL CODE	VOLUME	PRESERVATIVE USED	TOTAL VOL ADDED IN FIELD (mL)	FINAL pH	INTENDED ANALYSIS AND/OR METHOD	SAMPLING EQUIPMENT CODE	SAMPLE PUMP FLOW RATE (gal per minute)
MW53	4	AG	40 mL	HCl	40 mL x 4	Ca.43	6200	ESP	0.1
"	3	AG	40 mL	HCl	40 mL x 3	"	VPH	"	"
"	1	PP	250 mL	HNO_3	250 mL	"	Lead by 6010	"	"

REMARKS:

MATERIAL CODES: **AG** = Amber Glass; **CG** = Clear Glass; **HDPE** = High Density Polyethylene; **LDPE** = Low Density Polyethylene; **PP** = Polypropylene; **S** = Silicone; **T** = Teflon; **O** = Other (Specify)

SAMPLING EQUIPMENT CODES: **APP** = After (Through) Peristaltic Pump; **B** = Bailer; **BP** = Bladder Pump; **ESP** = Electric Submersible Pump; **RFPP** = Reverse Flow Peristaltic Pump; **SM** = Straw Method (Tubing Gravity Drain); **O** = Other (Specify)

GROUNDWATER SAMPLING LOG

SITE NAME: 2020-L1-2448 Incident	SITE LOCATION: Huntersville, NC	PROJECT NUMBER: 60674226	WELL NAME: MW-56	DATE: 02/02/22

WELL DIAMETER (inches): 4	TUBING DIAMETER (inches): 3/8	WELL SCREEN INTERVAL DEPTH: 13.26 ft. to 43.26 ft.	DEPTH TO WATER (feet): 13.19	PUMP TYPE OR BAILER: Monsoon XL

1 WELL VOLUME = (TD-DTW) x WELL CAPACITY

(43.26 ft. - 13.19 ft.) x 0.65 gal./ft. = 19.63 gallons

3 WELL VOLUMES = 1 WELL VOLUME X 3

19.63 gallons x 3 = 58.89 gallons

PUMP DEPTH IN WELL (feet): 20	PURGING INITIATED AT: 0910	PURGING ENDED AT: 0940	TOTAL VOLUME PURGED (gallons): 2.4

EQUIPMENT INFORMATION WATER QUALITY METER — MAKE/MODEL: YSI Pro Plus; SERIAL #: 15C101918

EQUIPMENT INFORMATION OIL/WATER INTERFACE PROBE — MAKE/MODEL: Heron H.Oil; SERIAL #: 01-5785

TIME	VOLUME PURGED (gallons)	PURGE RATE (gpm)	DEPTH TO WATER (feet)	TEMP. (°C)	DO (mg/L)	COND. (µS/cm)	pH (standard units)	ORP (mV)	TURB. (NTU)	COLOR (describe)	ODOR (describe)
STABILIZATION CRITERIA:			<0.3 ft. drawdown	within 3%	within 10% or <0.5 mg/L	within 3%	±0.1 unit	±10 mV	within 10% or <5 NTU	--	--
0920	0.8	0.08	13.54	13.4	7.46	120.4	6.06	-1.8	4.98	Clear	None
0925	1.2		13.72	14.0	7.02	122.3	6.06	-11.2	4.63		
0930	1.6		13.88	14.6	6.52	124.3	6.06	-19.6	4.05		
0935	2.0		14.02	14.4	6.39	123.8	6.06	-18.5	4.12		
0940	2.4		14.04	14.5	6.10	123.7	6.04	-20.1	3.98		

Mike de Kozlowski 02/02/22

WELL CAPACITY (Gallons Per Foot): **0.75"** = 0.02; **1"** = 0.04; **1.25"** = 0.06; **2"** = 0.16; **3"** = 0.37; **4"** = 0.65; **5"** = 1.02; **6"** = 1.47; **12"** = 5.88

SAMPLING DATA

SAMPLED BY (PRINT) / AFFILIATION: Mike deKozlowski / AECOM	SAMPLER(S) SIGNATURE(S): Mike de Kozlowski	SAMPLE TIME: 0950

PUMP OR TUBING DEPTH IN WELL (feet): 20	TUBING MATERIAL CODE: LDPE	FIELD-FILTERED: Y (N) Filtration Equipment Type: --	FILTER SIZE: -- µm

FIELD DECONTAMINATION: PUMP (Y) N TUBING Y (N (replaced)) DUPLICATE: (Y) N

SAMPLE CONTAINER SPECIFICATION				SAMPLE PRESERVATION (including wet ice)			INTENDED ANALYSIS AND/OR METHOD	SAMPLING EQUIPMENT CODE	SAMPLE PUMP FLOW RATE (gal per minute)
SAMPLE ID CODE	# CONTAINERS	MATERIAL CODE	VOLUME	PRESERVATIVE USED	TOTAL VOL ADDED IN FIELD (mL)	FINAL pH			
MW-56	4	AG	40 mL	HCl	40 mL x 4	6.04	6200	ESP	0.08
	3	AG	40 mL	HCl	40 mL x 3		VPH		
	1	PP	250 mL	HNO_3	250 mL		Lead by 6010		

REMARKS:

DUP-2-20220202 collected

Fast Recharge

MATERIAL CODES: **AG** = Amber Glass; **CG** = Clear Glass; **HDPE** = High Density Polyethylene; **LDPE** = Low Density Polyethylene; **PP** = Polypropylene; **S** = Silicone; **T** = Teflon; **O** = Other (Specify)

SAMPLING EQUIPMENT CODES: **APP** = After (Through) Peristaltic Pump; **B** = Bailer; **BP** = Bladder Pump; **ESP** = Electric Submersible Pump; **RFPP** = Reverse Flow Peristaltic Pump; **SM** = Straw Method (Tubing Gravity Drain); **O** = Other (Specify)

GROUNDWATER SAMPLING LOG

SITE NAME: 2020-L1-2448 Incident	SITE LOCATION: Huntersville, NC	PROJECT NUMBER: 60674226	WELL NAME: MW-57	DATE: 02/02/22

WELL DIAMETER (inches): 4	TUBING DIAMETER (inches): 3/8	WELL SCREEN INTERVAL DEPTH: 13.13 ft. to 48.13 ft.	DEPTH TO WATER (feet): 15.92*	PUMP TYPE OR BAILER: Monsoon XL

1 WELL VOLUME = (TD-DTW) x WELL CAPACITY	3 WELL VOLUMES = 1 WELL VOLUME X 3
(48.13 ft. - 15.92 ft.) x 0.65 gal./ft. = 20.94 gallons	20.94 gallons x 3 = 62.82 gallons

PUMP DEPTH IN WELL (feet): 25	PURGING INITIATED AT: 1110	PURGING ENDED AT: 1145	TOTAL VOLUME PURGED (gallons): 2.8

EQUIPMENT INFORMATION WATER QUALITY METER	MAKE/MODEL: YSI Pro Plus	SERIAL #: 15C101918
EQUIPMENT INFORMATION OIL/WATER INTERFACE PROBE	MAKE/MODEL: Heron H.Oil	SERIAL #: 01-5785

TIME	VOLUME PURGED (gallons)	PURGE RATE (gpm)	DEPTH TO WATER (feet)	TEMP. (°C)	DO (mg/L)	COND. (µS/cm)	pH (standard units)	ORP (mV)	TURB. (NTU)	COLOR (describe)	ODOR (describe)
STABILIZATION CRITERIA:			<0.3 ft. drawdown	within 3%	within 10% or <0.5 mg/L	within 3%	±0.1 unit	±10 mV	within 10% or <5 NTU	--	--
1125	1.2	0.08	16.17	13.9	5.11	122.9	6.02	196.3		Clear	None
1130	1.6		16.39	13.7	5.05	122.5	6.02	198.5	28.50		
1135	2.0		16.51	14.3	5.11	124.5	5.99	201.8	32.48		
1140	2.4		16.52	14.4	5.11	124.7	5.98	203.1	29.32		
1145	2.8		16.53	14.4	5.00	124.6	5.97	204.3	31.42		

Mike de Kozlowski 02/02/22

WELL CAPACITY (Gallons Per Foot): **0.75"** = 0.02; **1"** = 0.04; **1.25"** = 0.06; **2"** = 0.16; **3"** = 0.37; **4"** = 0.65; **5"** = 1.02; **6"** = 1.47; **12"** = 5.88

SAMPLING DATA

SAMPLED BY (PRINT) / AFFILIATION:	SAMPLER(S) SIGNATURE(S):	SAMPLE TIME:
Mike deKozlowski / AECOM	Mike de Kozlowski	1155

PUMP OR TUBING DEPTH IN WELL (feet):	TUBING MATERIAL CODE:	FIELD-FILTERED: Y (N)	FILTER SIZE: -- µm
25	LDPE	Filtration Equipment Type: --	

FIELD DECONTAMINATION: PUMP (Y) N TUBING Y (N (replaced)) DUPLICATE: Y (N)

SAMPLE CONTAINER SPECIFICATION				SAMPLE PRESERVATION (including wet ice)			INTENDED ANALYSIS AND/OR METHOD	SAMPLING EQUIPMENT CODE	SAMPLE PUMP FLOW RATE (gal per minute)
SAMPLE ID CODE	# CONTAINERS	MATERIAL CODE	VOLUME	PRESERVATIVE USED	TOTAL VOL ADDED IN FIELD (mL)	FINAL pH			
MW-57	4	AG	40 mL	HCl	40 mL x 4	5.97	6200	ESP	0.08
	3	AG	40 mL	HCl	40 mL x 3		VPH		
	1	PP	250 mL	HNO_3	250 mL		Lead by 6010		

REMARKS:

* Water elevation taken from top of new casing cover

Fast Recharge

MATERIAL CODES: **AG** = Amber Glass; **CG** = Clear Glass; **HDPE** = High Density Polyethylene; **LDPE** = Low Density Polyethylene; **PP** = Polypropylene; **S** = Silicone; **T** = Teflon; **O** = Other (Specify)

SAMPLING EQUIPMENT CODES: **APP** = After (Through) Peristaltic Pump; **B** = Bailer; **BP** = Bladder Pump; **ESP** = Electric Submersible Pump; **RFPP** = Reverse Flow Peristaltic Pump; **SM** = Straw Method (Tubing Gravity Drain); **O** = Other (Specify)

GROUNDWATER SAMPLING LOG

SITE NAME: 2020-L1-2448 Incident	SITE LOCATION: Huntersville, NC	PROJECT NUMBER: 60674226	WELL NAME: MW-57D	DATE: 02/02/22

WELL DIAMETER (inches): 2	TUBING DIAMETER (inches): 3/8	WELL SCREEN INTERVAL DEPTH: 98.18 ft. to 108.18 ft.	DEPTH TO WATER (feet): 16.58	PUMP TYPE OR BAILER: Monsoon XL

1 WELL VOLUME = (TD-DTW) x WELL CAPACITY

(108.18 ft. - 16.58 ft.) x 0.16 gal./ft. = 14.95 gallons

3 WELL VOLUMES = 1 WELL VOLUME X 3

14.95 gallons x 3 = 44.85 gallons

PUMP DEPTH IN WELL (feet): 103	PURGING INITIATED AT: 1235	PURGING ENDED AT: 1330	TOTAL VOLUME PURGED (gallons): 3.66

EQUIPMENT INFORMATION WATER QUALITY METER — MAKE/MODEL: YSI Pro Plus; SERIAL #: 15C101918

EQUIPMENT INFORMATION OIL/WATER INTERFACE PROBE — MAKE/MODEL: Heron H.Oil; SERIAL #: 01-5785

TIME	VOLUME PURGED (gallons)	PURGE RATE (gpm)	DEPTH TO WATER (feet)	TEMP. (°C)	DO (mg/L)	COND. (µS/cm)	pH (standard units)	ORP (mV)	TURB. (NTU)	COLOR (describe)	ODOR (describe)
STABILIZATION CRITERIA:			<0.3 ft. drawdown	within 3%	within 10% or <0.5 mg/L	within 3%	±0.1 unit	±10 mV	within 10% or <5 NTU	--	--
1305	2.0	0.066	26.25	13.9	5.80	192.7	8.56	83.3	27.12	Clear	None
1310	2.33		26.82	13.5	5.83	190.5	8.64	80.0	25.23		
1315	2.66		27.34	13.1	5.62	189.0	8.65	78.6	24.17		
1320	3.0		27.59	12.9	5.28	187.7	8.67	76.7	23.60		
1325	3.33		27.67	13.0	5.11	188.2	8.66	76.0	23.24		
1330	3.66		27.75	12.7	5.01	185.5	8.68	75.9	22.81		

Mike deKozlowski 02/02/22

WELL CAPACITY (Gallons Per Foot): **0.75"** = 0.02; **1"** = 0.04; **1.25"** = 0.06; **2"** = 0.16; **3"** = 0.37; **4"** = 0.65; **5"** = 1.02; **6"** = 1.47; **12"** = 5.88

SAMPLING DATA

SAMPLED BY (PRINT) / AFFILIATION: Mike deKozlowski / AECOM	SAMPLER(S) SIGNATURE(S): Mike deKozlowski	SAMPLE TIME: 1345

PUMP OR TUBING DEPTH IN WELL (feet): 103	TUBING MATERIAL CODE: LDPE	FIELD-FILTERED: Y (N) Filtration Equipment Type: --	FILTER SIZE: -- µm

FIELD DECONTAMINATION: PUMP (Y) N TUBING Y (N (replaced)) DUPLICATE: Y (N)

SAMPLE CONTAINER SPECIFICATION				SAMPLE PRESERVATION (including wet ice)			INTENDED ANALYSIS AND/OR METHOD	SAMPLING EQUIPMENT CODE	SAMPLE PUMP FLOW RATE (gal per minute)
SAMPLE ID CODE	# CONTAINERS	MATERIAL CODE	VOLUME	PRESERVATIVE USED	TOTAL VOL ADDED IN FIELD (mL)	FINAL pH			
MW-57D	4	AG	40 mL	HCl	40 mL x 4	8.68	6200	ESP	0.066
	3	AG	40 mL	HCl	40 mL x 3		VPH		
	1	PP	250 mL	HNO_3	250 mL		Lead by 6010		

REMARKS:

Slow Recharge

MATERIAL CODES: **AG** = Amber Glass; **CG** = Clear Glass; **HDPE** = High Density Polyethylene; **LDPE** = Low Density Polyethylene; **PP** = Polypropylene; **S** = Silicone; **T** = Teflon; **O** = Other (Specify)

SAMPLING EQUIPMENT CODES: **APP** = After (Through) Peristaltic Pump; **B** = Bailer; **BP** = Bladder Pump; **ESP** = Electric Submersible Pump; **RFPP** = Reverse Flow Peristaltic Pump; **SM** = Straw Method (Tubing Gravity Drain); **O** = Other (Specify)

GROUNDWATER SAMPLING LOG

SITE NAME: 2020-L1-2448 Incident	SITE LOCATION: Huntersville, NC	PROJECT NUMBER: 60674226	WELL NAME: MW-58	DATE: 02/03/22

WELL DIAMETER (inches): 4	TUBING DIAMETER (inches): 3/8	WELL SCREEN INTERVAL DEPTH: 23.05 ft. to 53.05 ft.	DEPTH TO WATER (feet): 33.91	PUMP TYPE OR BAILER: Monsoon XL

1 WELL VOLUME = (TD-DTW) x WELL CAPACITY

(53.05 ft. - 33.91 ft.) x 0.65 gal./ft. = 12.49 gallons

3 WELL VOLUMES = 1 WELL VOLUME X 3

12.49 gallons x 3 = 37.47 gallons

PUMP DEPTH IN WELL (feet): 45	PURGING INITIATED AT: 1010	PURGING ENDED AT: 1100	TOTAL VOLUME PURGED (gallons): 1.47

EQUIPMENT INFORMATION WATER QUALITY METER — MAKE/MODEL: YSI Pro Plus; SERIAL #: 15C101918

EQUIPMENT INFORMATION OIL/WATER INTERFACE PROBE — MAKE/MODEL: Heron H.Oil; SERIAL #: 01-5785

TIME	VOLUME PURGED (gallons)	PURGE RATE (gpm)	DEPTH TO WATER (feet)	TEMP. (°C)	DO (mg/L)	COND. (µS/cm)	pH (standard units)	ORP (mV)	TURB. (NTU)	COLOR (describe)	ODOR (describe)
STABILIZATION CRITERIA:			<0.3 ft. drawdown	within 3%	within 10% or <0.5 mg/L	within 3%	±0.1 unit	±10 mV	within 10% or <5 NTU	--	--
1030	0.84	0.042	34.48	13.3	5.14	88.7	6.15	175.1	58.30	Clear	None
1035	1.05		34.50	13.5	5.13	89.0	6.17	174.2	47.77		
1040	1.26		34.51	13.4	5.03	88.5	6.17	174.7	45.26		
1045	1.47		34.51	13.4	5.28	88.9	6.17	175.2	44.47		

Mike deKozlowski 02/03/22

WELL CAPACITY (Gallons Per Foot): **0.75"** = 0.02; **1"** = 0.04; **1.25"** = 0.06; **2"** = 0.16; **3"** = 0.37; **4"** = 0.65; **5"** = 1.02; **6"** = 1.47; **12"** = 5.88

SAMPLING DATA

SAMPLED BY (PRINT) / AFFILIATION: Mike deKozlowski / AECOM	SAMPLER(S) SIGNATURE(S): Mike deKozlowski	SAMPLE TIME: 1100

PUMP OR TUBING DEPTH IN WELL (feet): 45	TUBING MATERIAL CODE: LDPE	FIELD-FILTERED: Y (N) Filtration Equipment Type: --	FILTER SIZE: -- µm

FIELD DECONTAMINATION: PUMP (Y) N TUBING Y (N replaced) DUPLICATE: Y (N)

SAMPLE CONTAINER SPECIFICATION				SAMPLE PRESERVATION (including wet ice)			INTENDED ANALYSIS AND/OR METHOD	SAMPLING EQUIPMENT CODE	SAMPLE PUMP FLOW RATE (gal per minute)
SAMPLE ID CODE	# CONTAINERS	MATERIAL CODE	VOLUME	PRESERVATIVE USED	TOTAL VOL ADDED IN FIELD (mL)	FINAL pH			
MW-58	4	AG	40 mL	HCl	40 mL x 4	6.17	6200	ESP	0.042
	3	AG	40 mL	HCl	40 mL x 3		VPH		
	1	PP	250 mL	HNO_3	250 mL		Lead by 6010		

REMARKS:

Fast Recharge

MATERIAL CODES: **AG** = Amber Glass; **CG** = Clear Glass; **HDPE** = High Density Polyethylene; **LDPE** = Low Density Polyethylene; **PP** = Polypropylene; **S** = Silicone; **T** = Teflon; **O** = Other (Specify)

SAMPLING EQUIPMENT CODES: **APP** = After (Through) Peristaltic Pump; **B** = Bailer; **BP** = Bladder Pump; **ESP** = Electric Submersible Pump; **RFPP** = Reverse Flow Peristaltic Pump; **SM** = Straw Method (Tubing Gravity Drain); **O** = Other (Specify)

GROUNDWATER SAMPLING LOG

SITE NAME: 2020-L1-2448 Incident	SITE LOCATION: Huntersville, NC	PROJECT NUMBER: 60674226	WELL NAME: MW-59	DATE: 02/03/22

WELL DIAMETER (inches): 4	TUBING DIAMETER (inches): 3/8	WELL SCREEN INTERVAL DEPTH: 22.93 ft. to 52.93 ft.	DEPTH TO WATER (feet): 36.24	PUMP TYPE OR BAILER: Monsoon XL

1 WELL VOLUME = (TD-DTW) x WELL CAPACITY

(52.93 ft. - 36.24 ft.) x 0.65 gal./ft. = 10.85 gallons

3 WELL VOLUMES = 1 WELL VOLUME X 3

10.85 gallons x 3 = 32.55 gallons

PUMP DEPTH IN WELL (feet): 45	PURGING INITIATED AT: 1140	PURGING ENDED AT: 1220	TOTAL VOLUME PURGED (gallons): 1.68

EQUIPMENT INFORMATION WATER QUALITY METER — MAKE/MODEL: YSI Pro Plus; SERIAL #: 15C101918

EQUIPMENT INFORMATION OIL/WATER INTERFACE PROBE — MAKE/MODEL: Heron H.Oil; SERIAL #: 01-5785

TIME	VOLUME PURGED (gallons)	PURGE RATE (gpm)	DEPTH TO WATER (feet)	TEMP. (°C)	DO (mg/L)	COND. (µS/cm)	pH (standard units)	ORP (mV)	TURB. (NTU)	COLOR (describe)	ODOR (describe)
STABILIZATION CRITERIA:			<0.3 ft. drawdown	within 3%	within 10% or <0.5 mg/L	within 3%	±0.1 unit	±10 mV	within 10% or <5 NTU	--	--
1210	1.26	0.042	36.64	15.0	2.42	91.0	6.03	214.5	8.71	Clear	None
1215	1.47	"	36.70	14.9	2.40	91.3	6.02	214.7	8.12	"	"
1220	1.68	"	36.70	14.8	2.37	91.6	6.01	214.9	7.92	"	"

Mike de Kozlowski 02/03/22

WELL CAPACITY (Gallons Per Foot): **0.75"** = 0.02; **1"** = 0.04; **1.25"** = 0.06; **2"** = 0.16; **3"** = 0.37; **4"** = 0.65; **5"** = 1.02; **6"** = 1.47; **12"** = 5.88

SAMPLING DATA

SAMPLED BY (PRINT) / AFFILIATION: Mike de Kozlowski / AECOM	SAMPLER(S) SIGNATURE(S): Mike de Kozlowski	SAMPLE TIME: 1230

PUMP OR TUBING DEPTH IN WELL (feet): 42	TUBING MATERIAL CODE: LDPE	FIELD-FILTERED: Y (N) Filtration Equipment Type: --	FILTER SIZE: -- µm

FIELD DECONTAMINATION: PUMP (Y) N TUBING Y (N (replaced)) DUPLICATE: Y (N)

SAMPLE CONTAINER SPECIFICATION				SAMPLE PRESERVATION (including wet ice)			INTENDED ANALYSIS AND/OR METHOD	SAMPLING EQUIPMENT CODE	SAMPLE PUMP FLOW RATE (gal per minute)
SAMPLE ID CODE	# CONTAINERS	MATERIAL CODE	VOLUME	PRESERVATIVE USED	TOTAL VOL ADDED IN FIELD (mL)	FINAL pH			
MW-59	4	AG	40 mL	HCl	40 mL x 4	6.01	6200	ESP	0.042
	3	AG	40 mL	HCl	40 mL x 3		VPH		
	1	PP	250 mL	HNO_3	250 mL		Lead by 6010		

REMARKS:

Fast Recharge

MATERIAL CODES: **AG** = Amber Glass; **CG** = Clear Glass; **HDPE** = High Density Polyethylene; **LDPE** = Low Density Polyethylene; **PP** = Polypropylene; **S** = Silicone; **T** = Teflon; **O** = Other (Specify)

SAMPLING EQUIPMENT CODES: **APP** = After (Through) Peristaltic Pump; **B** = Bailer; **BP** = Bladder Pump; **ESP** = Electric Submersible Pump; **RFPP** = Reverse Flow Peristaltic Pump; **SM** = Straw Method (Tubing Gravity Drain); **O** = Other (Specify)

GROUNDWATER SAMPLING LOG

SITE NAME: 2020-L1-2448 Incident	SITE LOCATION: Huntersville, NC	PROJECT NUMBER: 60674226	WELL NAME: MW-60	DATE: 2/1/2022
WELL DIAMETER (inches): 4	TUBING DIAMETER (inches): 3/8	WELL SCREEN INTERVAL DEPTH: 26.95 ft. to 46.95 ft.	DEPTH TO WATER (feet): 37	PUMP TYPE OR BAILER: MONSOON

1 WELL VOLUME = (TD-DTW) x WELL CAPACITY

(46.95 ft. - 37.0 ft.) x 0.65 gal./ft. = 6.46 gallons

3 WELL VOLUMES = 1 WELL VOLUME X 3

6.46 gallons x 3 = 19.38 gallons

PUMP DEPTH IN WELL (feet): 42.0	PURGING INITIATED AT: 1445	PURGING ENDED AT: 1510	TOTAL VOLUME PURGED (gallons): 2.5

EQUIPMENT INFORMATION WATER QUALITY METER	MAKE/MODEL: SERIAL #:	EQUIPMENT INFORMATION OIL/WATER INTERFACE PROBE	MAKE/MODEL: SERIAL #:

TIME	VOLUME PURGED (gallons)	PURGE RATE (gpm)	DEPTH TO WATER (feet)	TEMP. (°C)	DO (mg/L)	COND. (µS/cm)	pH (standard units)	ORP (mV)	TURB. (NTU)	COLOR (describe)	ODOR (describe)
STABILIZATION CRITERIA:			<0.3 ft. drawdown	within 3%	within 10% or <0.5 mg/L	within 3%	±0.1 unit	±10 mV	within 10% or <5 NTU	--	--
1450	0.5	0.1	37.0	16.6	8.46	958	6.56	237.3	6.40	clear	none
1455	1.0	0.1	37.2	16.5	8.20	96.8	6.45	238.2	6.40	clear	none
1500	1.5	0.1	37.96	16.5	7.75	97.8	6.39	240.5	7.44	clear	none
1505	2.0	0.1	38.17	16.6	7.72	96.4	6.41	240.4	7.00	clear	none
1510	2.5	0.1	38.22	16.7	7.66	92.5	6.39	244.9	9.00	clear	none

WELL CAPACITY (Gallons Per Foot): **0.75"** = 0.02; **1"** = 0.04; **1.25"** = 0.06; **2"** = 0.16; **3"** = 0.37; **4"** = 0.65; **5"** = 1.02; **6"** = 1.47; **12"** = 5.88

SAMPLING DATA

SAMPLED BY (PRINT) / AFFILIATION: Erica Duncan	SAMPLER(S) SIGNATURE(S):	SAMPLE TIME: 1520
PUMP OR TUBING DEPTH IN WELL (feet): 42.0	TUBING MATERIAL CODE: LDPE	FIELD-FILTERED: Y (N) Filtration Equipment Type: -- FILTER SIZE: -- µm
FIELD DECONTAMINATION: PUMP ⊗ N	TUBING Y N (replaced)	DUPLICATE: (Y) N

SAMPLE CONTAINER SPECIFICATION				SAMPLE PRESERVATION (including wet ice)					
SAMPLE ID CODE	# CONTAINERS	MATERIAL CODE	VOLUME	PRESERVATIVE USED	TOTAL VOL ADDED IN FIELD (mL)	FINAL pH	INTENDED ANALYSIS AND/OR METHOD	SAMPLING EQUIPMENT CODE	SAMPLE PUMP FLOW RATE (gal per minute)
MW-60	4	AG	40 mL	HCl	40 mL x 4	6.39	6200	ESP	0.1
MW-60	3	AG	40 mL	HCl	40 mL x 3	6.39	VPH	ESP	0.1
MW-60	1	PP	250 mL	HNO_3	250 mL	6.39	Lead by 6010	ESP	0.1

REMARKS:

MATERIAL CODES: **AG** = Amber Glass; **CG** = Clear Glass; **HDPE** = High Density Polyethylene; **LDPE** = Low Density Polyethylene; **PP** = Polypropylene; **S** = Silicone; **T** = Teflon; **O** = Other (Specify)

SAMPLING EQUIPMENT CODES: **APP** = After (Through) Peristaltic Pump; **B** = Bailer; **BP** = Bladder Pump; **ESP** = Electric Submersible Pump; **RFPP** = Reverse Flow Peristaltic Pump; **SM** = Straw Method (Tubing Gravity Drain); **O** = Other (Specify)

GROUNDWATER SAMPLING LOG

SITE NAME: 2020-L1-2448 Incident	SITE LOCATION: Huntersville, NC	PROJECT NUMBER: 60674226	WELL NAME: MW-61D	DATE: 2/3/22

WELL DIAMETER (inches): 2	TUBING DIAMETER (inches): 3/8	WELL SCREEN INTERVAL DEPTH: 96 ft. to 106 ft.	DEPTH TO WATER (feet): 59.24	PUMP TYPE OR BAILER: ESP

1 WELL VOLUME = (TD-DTW) x WELL CAPACITY

(106 ft. - 59.24 ft.) x 0.163 gal./ft. = 7.62 gallons

3 WELL VOLUMES = 1 WELL VOLUME X 3

7.62 gallons x 3 = 22.86 gallons

PUMP DEPTH IN WELL (feet): 100	PURGING INITIATED AT: 1680	PURGING ENDED AT: 1640	TOTAL VOLUME PURGED (gallons): 4

EQUIPMENT INFORMATION WATER QUALITY METER — MAKE/MODEL: YSI/Pro SERIAL #: 19J103974

EQUIPMENT INFORMATION OIL/WATER INTERFACE PROBE — MAKE/MODEL: Heron/H.Oil SERIAL #: 01-7819

TIME	VOLUME PURGED (gallons)	PURGE RATE (gpm)	DEPTH TO WATER (feet)	TEMP. (°C)	DO (mg/L)	COND. (µS/cm)	pH (standard units)	ORP (mV)	TURB. (NTU)	COLOR (describe)	ODOR (describe)
STABILIZATION CRITERIA:			<0.3 ft. drawdown	within 3%	within 10% or <0.5 mg/L	within 3%	±0.1 unit	±10 mV	within 10% or <5 NTU	--	--
1600	0	0.1	59.29	15.6	3.80	173.9	6.55	334.2	74.31	Clear	No
1605	0.5		59.31	15.9	3.98	176.0	6.54	330.7	62.91		
1610	1		59.34	16.0	4.22	177.3	6.54	301.6	34.33		
1615	1.5		59.35	16.1	4.43	178.3	6.54	268.7	42.65		
1620	2		59.33	16.1	4.45	178.1	6.53	253.4	28.74		
1625	2.5		59.32	16.1	4.48	177.3	6.53	242.9	23.13		
1630	3		59.31	16.2	4.54	177.7	6.53	232.6	13.98		
1635	3.5		59.33	16.2	4.56	176.9	6.53	231.9	12.43		
1640	4		59.32	16.2	4.55	176.7	6.53	231.2	8.31		

WELL CAPACITY (Gallons Per Foot): **0.75"** = 0.02; **1"** = 0.04; **1.25"** = 0.06; **2"** = 0.16; **3"** = 0.37; **4"** = 0.65; **5"** = 1.02; **6"** = 1.47; **12"** = 5.88

SAMPLING DATA

SAMPLED BY (PRINT) / AFFILIATION: Jim Dimitroff / AECOM	SAMPLER(S) SIGNATURE(S):	SAMPLE TIME: 1645

PUMP OR TUBING DEPTH IN WELL (feet): 100	TUBING MATERIAL CODE: LDPE.	FIELD-FILTERED: Y (N) Filtration Equipment Type: --	FILTER SIZE: -- µm

FIELD DECONTAMINATION: PUMP (Y) N TUBING Y (N (replaced)) DUPLICATE: (Y) N

SAMPLE CONTAINER SPECIFICATION				SAMPLE PRESERVATION (including wet ice)			INTENDED ANALYSIS AND/OR METHOD	SAMPLING EQUIPMENT CODE	SAMPLE PUMP FLOW RATE (gal per minute)
SAMPLE ID CODE	# CONTAINERS	MATERIAL CODE	VOLUME	PRESERVATIVE USED	TOTAL VOL ADDED IN FIELD (mL)	FINAL pH			
MW-61D	4	AG	40 mL	HCl	40 mL x 4	6.53	6200	ESP	0.1
"	3	AG	40 mL	HCl	40 mL x 3	"	VPH	"	"
"	1	PP	250 mL	HNO_3	250 mL	"	Lead by 6010	"	"

REMARKS:

MATERIAL CODES: **AG** = Amber Glass; **CG** = Clear Glass; **HDPE** = High Density Polyethylene; **LDPE** = Low Density Polyethylene; **PP** = Polypropylene; **S** = Silicone; **T** = Teflon; **O** = Other (Specify)

SAMPLING EQUIPMENT CODES: **APP** = After (Through) Peristaltic Pump; **B** = Bailer; **BP** = Bladder Pump; **ESP** = Electric Submersible Pump; **RFPP** = Reverse Flow Peristaltic Pump; **SM** = Straw Method (Tubing Gravity Drain); **O** = Other (Specify)

GROUNDWATER SAMPLING LOG

SITE NAME: 2020-L1-2448 Incident	SITE LOCATION: Huntersville, NC	PROJECT NUMBER: 60639876	WELL NAME: MW-62D	DATE: 02/01/22
WELL DIAMETER (inches): 2"	TUBING DIAMETER (inches): 3/8"	WELL SCREEN INTERVAL DEPTH: 131.50 feet to 141.50 feet	DEPTH TO WATER (feet): 57.43	PUMP TYPE OR BAILER: Bladder

WELL VOLUME PURGE: 1 WELL VOLUME = (TOTAL WELL DEPTH – STATIC DEPTH TO WATER) X WELL CAPACITY
(only fill out if applicable)
= (141.50 feet – 57.43 feet) X 0.16 gallons/foot = 12.65 gallons

PUMP DEPTH IN WELL (feet): 136.50	PURGING INITIATED AT: 1015	PURGING ENDED AT: 1035	TOTAL VOLUME PURGED (gallons): 1.0

TIME	VOLUME PURGED (gallons)	PURGE RATE (gpm)	DEPTH TO WATER (feet)	TEMP. (°C)	DO (mg/L)	COND. (µS/cm)	pH (standard units)	ORP (mV)	TURB. (NTU)	COLOR (describe)	ODOR (describe)
STABILIZATION CRITERIA:			<0.3 ft. drawdown	within 3%	within 10% or <0.5 mg/L	within 3%	±0.1 unit	±10 mV	within 10% or <5 NTU	--	--
1015	0	0.05	57.50	13.3	4.89	456.4	11.59	-27.5	22.79	clear	none
1020	0.25	"	57.50	14.3	4.60	2258	12.37	-27.9	31.88	"	"
1025	0.50	"	57.49	14.5	1.73	2610	12.50	-30.3	10.13	"	"
1030	0.75	"	57.49	14.6	1.81	2605	12.52	-31.0	5.51	"	"
1035	1.00	"	57.49	15.0	1.71	2503	12.51	-33.1	4.70	"	"

WELL CAPACITY (Gallons Per Foot): **0.75"** = 0.02; **1"** = 0.04; **1.25"** = 0.06; **2"** = 0.16; **3"** = 0.37; **4"** = 0.65; **5"** = 1.02; **6"** = 1.47; **12"** = 5.88

SAMPLING DATA

SAMPLED BY (PRINT) / AFFILIATION: Jacob Miller/AECOM	SAMPLER(S) SIGNATURE(S):	SAMPLE TIME: 1040
PUMP OR TUBING DEPTH IN WELL (feet): 136.50	TUBING MATERIAL CODE: LDPE	FIELD-FILTERED: Y (N) Filtration Equipment Type: -- FILTER SIZE: -- µm
FIELD DECONTAMINATION: PUMP (Y) N TUBING Y (N) (replaced)		DUPLICATE: Y (N)

SAMPLE CONTAINER SPECIFICATION				SAMPLE PRESERVATION (including wet ice)					
SAMPLE ID CODE	# CONTAINERS	MATERIAL CODE	VOLUME	PRESERVATIVE USED	TOTAL VOL ADDED IN FIELD (mL)	FINAL pH	INTENDED ANALYSIS AND/OR METHOD	SAMPLING EQUIPMENT CODE	SAMPLE PUMP FLOW RATE (gal per minute)
MW-62D	4	AG	40 mL	HCL	40 mL x 4	12.51	6200	BP	0.05
"	3	AG	40 mL	HCL	40 mL x 3		VPH	"	"
"	1	PE	250 mL	HNO_3	250 mL		Lead by 6010	"	"

REMARKS: Post recharge

MATERIAL CODES: **AG** = Amber Glass; **CG** = Clear Glass; **HDPE** = High Density Polyethylene; **LDPE** = Low Density Polyethylene; **PP** = Polypropylene; **S** = Silicone; **T** = Teflon; **O** = Other (Specify)

SAMPLING EQUIPMENT CODES: **APP** = After (Through) Peristaltic Pump; **B** = Bailer; **BP** = Bladder Pump; **ESP** = Electric Submersible Pump; **RFPP** = Reverse Flow Peristaltic Pump; **SM** = Straw Method (Tubing Gravity Drain); **O** = Other (Specify)

GROUNDWATER SAMPLING LOG

SITE NAME: 2020-L1-2448 Incident	SITE LOCATION: Huntersville, NC	PROJECT NUMBER: 60639876	WELL NAME: MW-64	DATE: 1/31/22
WELL DIAMETER (inches): 2	TUBING DIAMETER (inches): 3/8	WELL SCREEN INTERVAL DEPTH: 35 feet to 70 feet	DEPTH TO WATER (feet): 42.25	PUMP TYPE OR BAILER: Monsoon

WELL VOLUME PURGE: 1 WELL VOLUME = (TOTAL WELL DEPTH − STATIC DEPTH TO WATER) X WELL CAPACITY
(only fill out if applicable) 4.52 = (70 feet − 42.25 feet) X 0.163 gallons/foot = 4.52 gallons

PUMP DEPTH IN WELL (feet): 50	PURGING INITIATED AT: 1450	PURGING ENDED AT: 1535	TOTAL VOLUME PURGED (gallons): 4.5

TIME	VOLUME PURGED (gallons)	PURGE RATE (gpm)	DEPTH TO WATER (feet)	TEMP. (°C)	DO (mg/L)	COND. (µS/cm)	pH (standard units)	ORP (mV)	TURB. (NTU)	COLOR (describe)	ODOR (describe)
STABILIZATION CRITERIA:			<0.3 ft. drawdown	within 3%	within 10% or <0.5 mg/L	within 3%	±0.1 unit	±10 mV	within 10% or <5 NTU	--	--
1450	0	0.1	42.25	18.1	7.33	166.8	6.49	110.0	>1100	lt br	Nom
1455	0.5		42.28	18.0	7.04	166.5	6.49	110.1	>1100	lt br	
1500	1		42.30	17.9	6.83	166.3	6.48	110.4	>1100	lt br	
1505	1.5		42.32	17.8	6.41	166.1	6.48	109.3	>1100	lt br	
1510	2		42.34	17.8	6.28	166.1	6.47	108.6	>1100	lt br	
1515	2.5		42.34	17.8	6.16	166.1	6.45	108.7	>1100	lt br	
1520	3		42.35	17.7	6.12	165.8	6.45	108.3	>1100		
1525	3.5		42.35	17.6	6.10	165.6	6.45	109.0	>1100		
1530	4		42.36	17.6	6.09	165.3	6.45	109.1	>1100		
1535	4.5		42.35	17.6	6.09	165.7	6.45	109.3	>1100		

WELL CAPACITY (Gallons Per Foot): **0.75"** = 0.02; **1"** = 0.04; **1.25"** = 0.06; **2"** = 0.16; **3"** = 0.37; **4"** = 0.65; **5"** = 1.02; **6"** = 1.47; **12"** = 5.88

SAMPLING DATA

SAMPLED BY (PRINT) / AFFILIATION: Jim Dimitroff / AECOM	SAMPLER(S) SIGNATURE(S):	SAMPLE TIME: 1540
PUMP OR TUBING DEPTH IN WELL (feet): 50	TUBING MATERIAL CODE: LDPE	FIELD-FILTERED: Y (N) Filtration Equipment Type: -- FILTER SIZE: -- µm
FIELD DECONTAMINATION: PUMP (Y) N TUBING Y (N replaced)		DUPLICATE: Y (N)

SAMPLE CONTAINER SPECIFICATION				SAMPLE PRESERVATION (including wet ice)					
SAMPLE ID CODE	# CONTAINERS	MATERIAL CODE	VOLUME	PRESERVATIVE USED	TOTAL VOL ADDED IN FIELD (mL)	FINAL pH	INTENDED ANALYSIS AND/OR METHOD	SAMPLING EQUIPMENT CODE	SAMPLE PUMP FLOW RATE (gal per minute)
MW-64	4	AG	40 mL	HCL	40 mL x 4	6.45	6200	ESP	0.1
"	3	AG	40 mL	HCL	40 mL x 3	"	VPH	"	"
"	1	PE	250 mL	HNO_3	250 mL	"	Lead by 6010	"	"

REMARKS:

MATERIAL CODES: **AG** = Amber Glass; **CG** = Clear Glass; **HDPE** = High Density Polyethylene; **LDPE** = Low Density Polyethylene; **PP** = Polypropylene; **S** = Silicone; **T** = Teflon; **O** = Other (Specify)

SAMPLING EQUIPMENT CODES: **APP** = After (Through) Peristaltic Pump; **B** = Bailer; **BP** = Bladder Pump; **ESP** = Electric Submersible Pump; **RFPP** = Reverse Flow Peristaltic Pump; **SM** = Straw Method (Tubing Gravity Drain); **O** = Other (Specify)

GROUNDWATER SAMPLING LOG

SITE NAME: 2020-L1-2448 Incident	SITE LOCATION: Huntersville, NC	PROJECT NUMBER: 60639876	WELL NAME: MW-65	DATE: 01/31/22
WELL DIAMETER (inches): 2"	TUBING DIAMETER (inches): 3/8"	WELL SCREEN INTERVAL DEPTH: 25.00 feet to 40.00 feet	DEPTH TO WATER (feet): 27.13	PUMP TYPE OR BAILER: ESP

WELL VOLUME PURGE: **1 WELL VOLUME** = (TOTAL WELL DEPTH – STATIC DEPTH TO WATER) X WELL CAPACITY
(only fill out if applicable)
= (40.00 feet – 27.13 feet) X 0.16 gallons/foot = 2.06 gallons

PUMP DEPTH IN WELL (feet): 32.13	PURGING INITIATED AT: 1145	PURGING ENDED AT: 1220	TOTAL VOLUME PURGED (gallons): 3.5

TIME	VOLUME PURGED (gallons)	PURGE RATE (gpm)	DEPTH TO WATER (feet)	TEMP. (°C)	DO (mg/L)	COND. (µS/cm)	pH (standard units)	ORP (mV)	TURB. (NTU)	COLOR (describe)	ODOR (describe)
STABILIZATION CRITERIA:			<0.3 ft. drawdown	within 3%	within 10% or <0.5 mg/L	within 3%	±0.1 unit	±10 mV	within 10% or <5 NTU	--	--
1145	0	0.1	27.15	15.0	5.36	110.8	7.04	49.0	321.2	light brown	none
1150	0.5		27.20	15.5	4.92	111.3	6.31	46.9	193.3		
1155	1.0		27.23	16.1	5.02	113.9	6.27	45.3	159.2		
1200	1.5		27.29	16.8	5.10	115.3	6.20	44.2	131.3		
1205	2.0		27.33	17.2	5.30	117.2	6.13	43.7	120.3		
1210	2.5		27.35	17.3	5.40	117.2	6.12	45.7	61.30	clear	
1215	3.0		27.37	17.4	5.42	117.3	6.12	46.0	59.02		
1220	3.5		27.40	17.4	5.41	117.3	6.11	46.5	60.13		

WELL CAPACITY (Gallons Per Foot): **0.75"** = 0.02; **1"** = 0.04; **1.25"** = 0.06; **2"** = 0.16; **3"** = 0.37; **4"** = 0.65; **5"** = 1.02; **6"** = 1.47; **12"** = 5.88

SAMPLING DATA

SAMPLED BY (PRINT) / AFFILIATION: Jacob Miller/AECOM	SAMPLER(S) SIGNATURE(S):	SAMPLE TIME: 1225
PUMP OR TUBING DEPTH IN WELL (feet): 32.13	TUBING MATERIAL CODE: LDPE	FIELD-FILTERED: Y (N) Filtration Equipment Type: -- FILTER SIZE: -- µm
FIELD DECONTAMINATION: PUMP (Y) N TUBING Y (N) (replaced)		DUPLICATE: Y (N)

SAMPLE CONTAINER SPECIFICATION				SAMPLE PRESERVATION (including wet ice)					
SAMPLE ID CODE	# CONTAINERS	MATERIAL CODE	VOLUME	PRESERVATIVE USED	TOTAL VOL ADDED IN FIELD (mL)	FINAL pH	INTENDED ANALYSIS AND/OR METHOD	SAMPLING EQUIPMENT CODE	SAMPLE PUMP FLOW RATE (gal per minute)
MW-65	4	AG	40 mL	HCL	40 mL x 4	6.11	6200	ESP	0.1
	3	AG	40 mL	HCL	40 mL x 3		VPH		
	1	PE	250 mL	HNO_3	250 mL		Lead by 6010		

REMARKS: Moderate recharge

MATERIAL CODES: **AG** = Amber Glass; **CG** = Clear Glass; **HDPE** = High Density Polyethylene; **LDPE** = Low Density Polyethylene; **PP** = Polypropylene; **S** = Silicone; **T** = Teflon; **O** = Other (Specify)

SAMPLING EQUIPMENT CODES: **APP** = After (Through) Peristaltic Pump; **B** = Bailer; **BP** = Bladder Pump; **ESP** = Electric Submersible Pump; **RFPP** = Reverse Flow Peristaltic Pump; **SM** = Straw Method (Tubing Gravity Drain); **O** = Other (Specify)

GROUNDWATER SAMPLING LOG

SITE NAME: 2020-L1-2448 Incident	SITE LOCATION: Huntersville, NC	PROJECT NUMBER: 60639876	WELL NAME: MW-65D	DATE: 01/31/22
WELL DIAMETER (inches): 2"	TUBING DIAMETER (inches): 3/8"	WELL SCREEN INTERVAL DEPTH: 118.40 feet to 123.40 feet	DEPTH TO WATER (feet): 26.92	PUMP TYPE OR BAILER: Bladder

WELL VOLUME PURGE: 1 WELL VOLUME = (TOTAL WELL DEPTH – STATIC DEPTH TO WATER) X WELL CAPACITY
(only fill out if applicable)

= (123.40 feet – 26.92 feet) X 0.16 gallons/foot = 15.43 gallons

PUMP DEPTH IN WELL (feet): 120.00	PURGING INITIATED AT: 1335	PURGING ENDED AT: 1410	TOTAL VOLUME PURGED (gallons): 2.0

TIME	VOLUME PURGED (gallons)	PURGE RATE (gpm)	DEPTH TO WATER (feet)	TEMP. (°C)	DO (mg/L)	COND. (µS/cm)	pH (standard units)	ORP (mV)	TURB. (NTU)	COLOR (describe)	ODOR (describe)
STABILIZATION CRITERIA:			<0.3 ft. drawdown	within 3%	within 10% or <0.5 mg/L	within 3%	±0.1 unit	±10 mV	within 10% or <5 NTU	--	--
1335	0	0.06	26.97	16.0	4.20	237.4	6.90	72.3	17.30	clear	none
1340	0.30		26.97	16.2	3.20	211.0	6.98	66.0	32.35		
1345	0.60		26.97	16.4	0.97	299.0	7.33	-12.3	55.55		
1350	0.90		26.97	16.4	1.03	262.1	7.35	-3.2	20.21		
1355	1.20		26.97	16.5	1.15	236.3	7.37	4.8	17.34		
1400	1.50		26.98	16.6	1.53	217.3	7.13	-10.2	11.11		
1405	1.80		26.98	16.7	1.50	216.0	7.11	-11.8	10.66		
1410	2.0		26.98	16.7	1.69	216.5	7.05	-9.0	11.60		

WELL CAPACITY (Gallons Per Foot): **0.75"** = 0.02; **1"** = 0.04; **1.25"** = 0.06; **2"** = 0.16; **3"** = 0.37; **4"** = 0.65; **5"** = 1.02; **6"** = 1.47; **12"** = 5.88

SAMPLING DATA

SAMPLED BY (PRINT) / AFFILIATION: Jacob Miller/AECOM	SAMPLER(S) SIGNATURE(S):	SAMPLE TIME: 1415
PUMP OR TUBING DEPTH IN WELL (feet): 120.00	TUBING MATERIAL CODE: LDPE	FIELD-FILTERED: Y (N) Filtration Equipment Type: -- FILTER SIZE: -- µm
FIELD DECONTAMINATION: PUMP (Y) N TUBING Y (N) (replaced)		DUPLICATE: (Y) N

SAMPLE CONTAINER SPECIFICATION				SAMPLE PRESERVATION (including wet ice)					
SAMPLE ID CODE	# CONTAINERS	MATERIAL CODE	VOLUME	PRESERVATIVE USED	TOTAL VOL ADDED IN FIELD (mL)	FINAL pH	INTENDED ANALYSIS AND/OR METHOD	SAMPLING EQUIPMENT CODE	SAMPLE PUMP FLOW RATE (gal per minute)
MW-65D	4	AG	40 mL	HCL	40 mL x 4	7.05	6200	BP	0.06
	3	AG	40 mL	HCL	40 mL x 3		VPH		
	1	PE	250 mL	HNO_3	250 mL		Lead by 6010		

REMARKS: fast recharge

MATERIAL CODES: **AG** = Amber Glass; **CG** = Clear Glass; **HDPE** = High Density Polyethylene; **LDPE** = Low Density Polyethylene; **PP** = Polypropylene; **S** = Silicone; **T** = Teflon; **O** = Other (Specify)

SAMPLING EQUIPMENT CODES: **APP** = After (Through) Peristaltic Pump; **B** = Bailer; **BP** = Bladder Pump; **ESP** = Electric Submersible Pump; **RFPP** = Reverse Flow Peristaltic Pump; **SM** = Straw Method (Tubing Gravity Drain); **O** = Other (Specify)

GROUNDWATER SAMPLING LOG

SITE NAME: 2020-L1-2448 Incident	SITE LOCATION: Huntersville, NC	PROJECT NUMBER: 60674226	WELL NAME: MW-66	DATE: 01/31/22
WELL DIAMETER (inches): 2	TUBING DIAMETER (inches): 3/8"	WELL SCREEN INTERVAL DEPTH: 34.95 ft. to 53.95 ft.	DEPTH TO WATER (feet): 43.54	PUMP TYPE OR BAILER: Monsoon XL

1 WELL VOLUME = (TD-DTW) x WELL CAPACITY
(53.95 ft. - 43.54 ft.) x 0.16 gal./ft. = 1.67 gallons

3 WELL VOLUMES = 1 WELL VOLUME X 3
1.67 gallons x 3 = 5.0 gallons

PUMP DEPTH IN WELL (feet): 48.54	PURGING INITIATED AT: 1150	PURGING ENDED AT: 1240	TOTAL VOLUME PURGED (gallons): 5.0

EQUIPMENT INFORMATION WATER QUALITY METER — MAKE/MODEL: YSI PRO+/Quatro — SERIAL #: 17C1016405

EQUIPMENT INFORMATION OIL/WATER INTERFACE PROBE — MAKE/MODEL: H.Oil oil water interface — SERIAL #: 01-8345

TIME	VOLUME PURGED (gallons)	PURGE RATE (gpm)	DEPTH TO WATER (feet)	TEMP. (°C)	DO (mg/L)	COND. (µS/cm)	pH (standard units)	ORP (mV)	TURB. (NTU)	COLOR (describe)	ODOR (describe)
STABILIZATION CRITERIA:			<0.3 ft. drawdown	within 3%	within 10% or <0.5 mg/L	within 3%	±0.1 unit	±10 mV	within 10% or <5 NTU	--	--
1200	1.0	0.1	44.43	18.1	5.65	140.3	6.51	399.9	459.9	Brown	None
1205	1.5	↓	44.39	18.2	5.54	142.0	6.58	401.4	>1100	↓	↓
1210	2.0		44.22	18.2	5.62	143.0	6.53	402.4	1029		
1215	2.5		44.27	18.5	5.72	145.0	6.48	403.7	640.4		
1220	3.0		44.24	18.6	5.61	146.3	6.62	405.8	818.1		
1225	3.5		44.24	18.7	5.22	146.5	6.57	406.0	800.2		
1230	4.0		44.25	18.4	5.50	146.2	6.60	407.0	771.7		
1235	4.5		44.25	18.5	5.55	146.5	6.70	407.7	711.9		
1240	5.0	↓	44.25	18.3	5.32	146.0	6.53	408.6	527.4	↓	↓

WELL CAPACITY (Gallons Per Foot): **0.75"** = 0.02; **1"** = 0.04; **1.25"** = 0.06; **2"** = 0.16; **3"** = 0.37; **4"** = 0.65; **5"** = 1.02; **6"** = 1.47; **12"** = 5.88

SAMPLING DATA

SAMPLED BY (PRINT) / AFFILIATION: Emilia Torrellas / AECOM	SAMPLER(S) SIGNATURE(S): Emilia A. Torrellas	SAMPLE TIME: 1240
PUMP OR TUBING DEPTH IN WELL (feet): 48.54	TUBING MATERIAL CODE: LDPE	FIELD-FILTERED: Y (N) Filtration Equipment Type: -- FILTER SIZE: -- µm

FIELD DECONTAMINATION: PUMP (Y) N TUBING Y (N) (replaced) DUPLICATE: Y (N)

SAMPLE CONTAINER SPECIFICATION				SAMPLE PRESERVATION (including wet ice)			INTENDED ANALYSIS AND/OR METHOD	SAMPLING EQUIPMENT CODE	SAMPLE PUMP FLOW RATE (gal per minute)
SAMPLE ID CODE	# CONTAINERS	MATERIAL CODE	VOLUME	PRESERVATIVE USED	TOTAL VOL ADDED IN FIELD (mL)	FINAL pH			
MW-66	4	AG	40 mL	HCl	40 mL x 4	6.53	6200	ESP	0.1
↓	3	AG	40 mL	HCl	40 mL x 3	↓	VPH	↓	↓
↓	1	PP	250 mL	HNO_3	250 mL	↓	Lead by 6010	↓	↓

REMARKS:
Quick recharge

MATERIAL CODES: **AG** = Amber Glass; **CG** = Clear Glass; **HDPE** = High Density Polyethylene; **LDPE** = Low Density Polyethylene; **PP** = Polypropylene; **S** = Silicone; **T** = Teflon; **O** = Other (Specify)

SAMPLING EQUIPMENT CODES: **APP** = After (Through) Peristaltic Pump; **B** = Bailer; **BP** = Bladder Pump; **ESP** = Electric Submersible Pump; **RFPP** = Reverse Flow Peristaltic Pump; **SM** = Straw Method (Tubing Gravity Drain); **O** = Other (Specify)

GROUNDWATER SAMPLING LOG

SITE NAME: 2020-L1-2448 Incident	SITE LOCATION: Huntersville, NC	PROJECT NUMBER: 60674226	WELL NAME: MW.67	DATE: 01/31/22

WELL DIAMETER (inches): 2	TUBING DIAMETER (inches): 3/8"	WELL SCREEN INTERVAL DEPTH: 30.10 ft. to 45.10 ft.	DEPTH TO WATER (feet): 36	PUMP TYPE OR BAILER: Monsoon XL

1 WELL VOLUME = (TD-DTW) x WELL CAPACITY
(45.10 ft. - 36 ft.) x 0.16 gal./ft. = 1.46 gallons

3 WELL VOLUMES = 1 WELL VOLUME X 3
1.46 gallons x 3 = 4.37 gallons

PUMP DEPTH IN WELL (feet): 41	PURGING INITIATED AT: 1000	PURGING ENDED AT: 1045	TOTAL VOLUME PURGED (gallons): 4.5

EQUIPMENT INFORMATION WATER QUALITY METER — MAKE/MODEL: YSI PRO+/Quatro — SERIAL #: 17C1016605

EQUIPMENT INFORMATION OIL/WATER INTERFACE PROBE — MAKE/MODEL: H.Oil oil/water interface — SERIAL #: 01-8345

TIME	VOLUME PURGED (gallons)	PURGE RATE (gpm)	DEPTH TO WATER (feet)	TEMP. (°C)	DO (mg/L)	COND. (µS/cm)	pH (standard units)	ORP (mV)	TURB. (NTU)	COLOR (describe)	ODOR (describe)
STABILIZATION CRITERIA:			<0.3 ft. drawdown	within 3%	within 10% or <0.5 mg/L	within 3%	±0.1 unit	±10 mV	within 10% or <5 NTU	--	--
1010	1.0	0.1	37.7	17.8	4.47	175.5	6.37	289.2	779.5	brown	none
1015	1.5	↓	37.5	17.8	4.51	174.5	6.39	291.8	381.4	↓	↓
1020	2.0		37.4	17.7	4.54	174.0	6.39	298.9	195.0	clear	
1025	2.5		37.42	18.0	4.79	174.6	6.42	307.3	95.34		
1030	3.0		37.42	17.9	4.77	174.4	6.43	317.0	35.92		
1035	3.5		37.44	18.0	4.86	174.5	6.44	322.1	16.32		
1040	4.0		37.45	18.1	4.95	174.7	6.42	329.3	11.00		
1045	4.5	↓	37.47	18.1	4.88	174.8	6.42	334.6	7.44	↓	↓

WELL CAPACITY (Gallons Per Foot): **0.75"** = 0.02; **1"** = 0.04; **1.25"** = 0.06; **2"** = 0.16; **3"** = 0.37; **4"** = 0.65; **5"** = 1.02; **6"** = 1.47; **12"** = 5.88

SAMPLING DATA

SAMPLED BY (PRINT) / AFFILIATION: Emilia Torrellas / AECOM	SAMPLER(S) SIGNATURE(S): Emilia G. Torrellas	SAMPLE TIME: 1045

PUMP OR TUBING DEPTH IN WELL (feet): 41	TUBING MATERIAL CODE: LDPE	FIELD-FILTERED: Y (N) Filtration Equipment Type: --	FILTER SIZE: -- µm

FIELD DECONTAMINATION: PUMP (Y) N TUBING Y (N) (replaced) DUPLICATE: Y (N)

SAMPLE CONTAINER SPECIFICATION				SAMPLE PRESERVATION (including wet ice)			INTENDED ANALYSIS AND/OR METHOD	SAMPLING EQUIPMENT CODE	SAMPLE PUMP FLOW RATE (gal per minute)
SAMPLE ID CODE	# CONTAINERS	MATERIAL CODE	VOLUME	PRESERVATIVE USED	TOTAL VOL ADDED IN FIELD (mL)	FINAL pH			
MW-67	4	AG	40 mL	HCl	40 mL x 4	6.42	6200	ESP	0.1
↓	3	AG	40 mL	HCl	40 mL x 3	↓	VPH	↓	↓
↓	1	PP	250 mL	HNO_3	250 mL	↓	Lead by 6010	↓	↓

REMARKS:
Quick recharge

MATERIAL CODES: **AG** = Amber Glass; **CG** = Clear Glass; **HDPE** = High Density Polyethylene; **LDPE** = Low Density Polyethylene; **PP** = Polypropylene; **S** = Silicone; **T** = Teflon; **O** = Other (Specify)

SAMPLING EQUIPMENT CODES: **APP** = After (Through) Peristaltic Pump; **B** = Bailer; **BP** = Bladder Pump; **ESP** = Electric Submersible Pump; **RFPP** = Reverse Flow Peristaltic Pump; **SM** = Straw Method (Tubing Gravity Drain); **O** = Other (Specify)

GROUNDWATER SAMPLING LOG

SITE NAME: 2020-L1-2448 Incident	SITE LOCATION: Huntersville, NC	PROJECT NUMBER: 60674226	WELL NAME: MW-68	DATE: 01/31/22

WELL DIAMETER (inches): 2	TUBING DIAMETER (inches): 3/8"	WELL SCREEN INTERVAL DEPTH: 34.90 ft. to 49.90 ft.	DEPTH TO WATER (feet): 43.84	PUMP TYPE OR BAILER: Monsoon XL

1 WELL VOLUME = (TD-DTW) x WELL CAPACITY
(49.90 ft. - 43.84 ft.) x 0.16 gal./ft. = 0.97 gallons

3 WELL VOLUMES = 1 WELL VOLUME X 3
0.97 gallons x 3 = 2.91 gallons

PUMP DEPTH IN WELL (feet): 48.84	PURGING INITIATED AT: 1420	PURGING ENDED AT: 1450	TOTAL VOLUME PURGED (gallons): 3

EQUIPMENT INFORMATION WATER QUALITY METER — MAKE/MODEL: YSI PRO+/Quatro — SERIAL #: 17C1016405

EQUIPMENT INFORMATION OIL/WATER INTERFACE PROBE — MAKE/MODEL: H.Oil oil/water interface — SERIAL #: 01-8345

TIME	VOLUME PURGED (gallons)	PURGE RATE (gpm)	DEPTH TO WATER (feet)	TEMP. (°C)	DO (mg/L)	COND. (µS/cm)	pH (standard units)	ORP (mV)	TURB. (NTU)	COLOR (describe)	ODOR (describe)
STABILIZATION CRITERIA:			<0.3 ft. drawdown	within 3%	within 10% or <0.5 mg/L	within 3%	±0.1 unit	±10 mV	within 10% or <5 NTU	--	--
1430	1.0	0.1	44.57	17.7	6.25	199.3	6.97	362.0	485.2	Brown	None
1435	1.5	↓	44.72	18.1	5.85	203.2	7.06	375.3	>1100	↓	↓
1440	2.0		44.80	17.8	5.93	204.7	7.10	379.4	>1100		
1445	2.5			17.9	6.11	207.5	7.19	383.0	589.8		
1450	3.0	↓		17.9	6.43	209.2	7.30	387.0	439.0	↓	↓

WELL CAPACITY (Gallons Per Foot): **0.75"** = 0.02; **1"** = 0.04; **1.25"** = 0.06; **2"** = 0.16; **3"** = 0.37; **4"** = 0.65; **5"** = 1.02; **6"** = 1.47; **12"** = 5.88

SAMPLING DATA

SAMPLED BY (PRINT) / AFFILIATION: Emilia Torrellas / AECOM	SAMPLER(S) SIGNATURE(S): Emilia G. Torrellas	SAMPLE TIME: 1450

PUMP OR TUBING DEPTH IN WELL (feet): 48.84	TUBING MATERIAL CODE: LDPE	FIELD-FILTERED: Y (N) Filtration Equipment Type: --	FILTER SIZE: -- µm

FIELD DECONTAMINATION: PUMP (Y) N TUBING Y (N) (replaced) DUPLICATE: Y (N)

SAMPLE CONTAINER SPECIFICATION				SAMPLE PRESERVATION (including wet ice)			INTENDED ANALYSIS AND/OR METHOD	SAMPLING EQUIPMENT CODE	SAMPLE PUMP FLOW RATE (gal per minute)
SAMPLE ID CODE	# CONTAINERS	MATERIAL CODE	VOLUME	PRESERVATIVE USED	TOTAL VOL ADDED IN FIELD (mL)	FINAL pH			
MW-68	4	AG	40 mL	HCl	40 mL x 4	7.30	6200	ESP	0.1
↓	3	AG	40 mL	HCl	40 mL x 3	↓	VPH	↓	↓
↓	1	PP	250 mL	HNO_3	250 mL	↓	Lead by 6010	↓	↓

REMARKS:
Slow recharge

MATERIAL CODES: **AG** = Amber Glass; **CG** = Clear Glass; **HDPE** = High Density Polyethylene; **LDPE** = Low Density Polyethylene; **PP** = Polypropylene; **S** = Silicone; **T** = Teflon; **O** = Other (Specify)

SAMPLING EQUIPMENT CODES: **APP** = After (Through) Peristaltic Pump; **B** = Bailer; **BP** = Bladder Pump; **ESP** = Electric Submersible Pump; **RFPP** = Reverse Flow Peristaltic Pump; **SM** = Straw Method (Tubing Gravity Drain); **O** = Other (Specify)

GROUNDWATER SAMPLING LOG

SITE NAME: 2020-L1-2448 Incident	SITE LOCATION: Huntersville, NC	PROJECT NUMBER: 60639876	WELL NAME: MW-69	DATE: 2/3/22

WELL DIAMETER (inches): 4	TUBING DIAMETER (inches): NA	WELL SCREEN INTERVAL DEPTH: 30.82 ft. to 60.82 ft.	DEPTH TO WATER (feet): 56.95	PUMP TYPE OR BAILER: Bailer

1 WELL VOLUME = (TD-DTW) x WELL CAPACITY	3 WELL VOLUMES = 1 WELL VOLUME X 3
(60.82 ft. - 56.95 ft.) x 0.65 gal./ft. = 3.8 gallons	3.8 gallons x 3 = 11.3 gallons

PUMP DEPTH IN WELL (feet): NA	PURGING INITIATED AT: 0930	PURGING ENDED AT: 1525	TOTAL VOLUME PURGED (gallons): 3.5

EQUIPMENT INFORMATION WATER QUALITY METER	MAKE/MODEL: ysi Pro +	SERIAL #:	EQUIPMENT INFORMATION OIL/WATER INTERFACE PROBE	MAKE/MODEL: Heron	SERIAL #: 01-7799

TIME	VOLUME PURGED (gallons)	PURGE RATE (gpm)	DEPTH TO WATER (feet)	TEMP. (°C)	DO (mg/L)	COND. (µS/cm)	pH (standard units)	ORP (mV)	TURB. (NTU)	COLOR (describe)	ODOR (describe)
STABILIZATION CRITERIA:			<0.3 ft. drawdown	within 3%	within 10% or <0.5 mg/L	within 3%	±0.1 unit	±10 mV	within 10% or <5 NTU	--	--
Volume 1	—	—	—	14.4	6.22	252.3	9.35	75.4	NA	Cloudy	None

WELL CAPACITY (Gallons Per Foot): **0.75"** = 0.02; **1"** = 0.04; **1.25"** = 0.06; **2"** = 0.16; **3"** = 0.37; **4"** = 0.65; **5"** = 1.02; **6"** = 1.47; **12"** = 5.88

SAMPLING DATA

SAMPLED BY (PRINT) / AFFILIATION: Erik Rygol / AECOM	SAMPLER(S) SIGNATURE(S):	SAMPLE TIME: 1520

PUMP OR TUBING DEPTH IN WELL (feet): NA	TUBING MATERIAL CODE: NA	FIELD-FILTERED: Y (N) Filtration Equipment Type: --	FILTER SIZE: -- µm

FIELD DECONTAMINATION: PUMP Y (N) TUBING Y (N (replaced)) DUPLICATE: Y (N)

SAMPLE CONTAINER SPECIFICATION				SAMPLE PRESERVATION (including wet ice)			INTENDED ANALYSIS AND/OR METHOD	SAMPLING EQUIPMENT CODE	SAMPLE PUMP FLOW RATE (gal per minute)
SAMPLE ID CODE	# CONTAINERS	MATERIAL CODE	VOLUME	PRESERVATIVE USED	TOTAL VOL ADDED IN FIELD (mL)	FINAL pH			
MW-69	4	AG	40 mL	HCl	40 mL x 4	9.35	6200	B	NA
MW-69	3	AG	40 mL	HCl	40 mL x 3	9.35	VPH	B	NA
MW-69	1	PP	250 mL	HNO_3	250 mL	9.35	Lead by 6010	B	NA

REMARKS: Well Dry at 3 gal. Will let recharge (1010)

MATERIAL CODES: **AG** = Amber Glass; **CG** = Clear Glass; **HDPE** = High Density Polyethylene; **LDPE** = Low Density Polyethylene; **PP** = Polypropylene; **S** = Silicone; **T** = Teflon; **O** = Other (Specify)

SAMPLING EQUIPMENT CODES: **APP** = After (Through) Peristaltic Pump; **B** = Bailer; **BP** = Bladder Pump; **ESP** = Electric Submersible Pump; **RFPP** = Reverse Flow Peristaltic Pump; **SM** = Straw Method (Tubing Gravity Drain); **O** = Other (Specify)

GROUNDWATER SAMPLING LOG

SITE NAME: 2020-L1-2448 Incident	SITE LOCATION: Huntersville, NC	PROJECT NUMBER: 60639876	WELL NAME: MW-70	DATE: 11/31/22
WELL DIAMETER (inches): 2	TUBING DIAMETER (inches): 3/8"	WELL SCREEN INTERVAL DEPTH: 33 feet to 48 feet	DEPTH TO WATER (feet): 40.06	PUMP TYPE OR BAILER: Monsoon

WELL VOLUME PURGE: 1 WELL VOLUME = (TOTAL WELL DEPTH − STATIC DEPTH TO WATER) X WELL CAPACITY
(only fill out if applicable)

1.29 = (48 feet − 40.06 feet) X 0.163 gallons/foot = 1.29 gallons

PUMP DEPTH IN WELL (feet): 45	PURGING INITIATED AT: 1350	PURGING ENDED AT: 1425	TOTAL VOLUME PURGED (gallons): 3.5

TIME	VOLUME PURGED (gallons)	PURGE RATE (gpm)	DEPTH TO WATER (feet)	TEMP. (°C)	DO (mg/L)	COND. (µS/cm)	pH (standard units)	ORP (mV)	TURB. (NTU)	COLOR (describe)	ODOR (describe)
STABILIZATION CRITERIA:			<0.3 ft. drawdown	within 3%	within 10% or <0.5 mg/L	within 3%	±0.1 unit	±10 mV	within 10% or <5 NTU	--	--
1350	0	0.1	40.62	16.5	6.27	155.3	6.52	95.3	990.4	lt brown	none
1355	0.5	"	40.83	17.9	8.64	161.9	6.48	101.9	771.3	"	"
1400	1	"	41.01	18.3	8.47	163.8	6.48	102.7	793.1	"	"
1405	1.5	"	41.08	18.2	8.32	162.1	6.48	103.0	852.5	"	"
1410	2	"	41.20	18.5	8.02	162.3	6.48	104.8	1093	"	"
1415	2.5	"	41.34	18.5	8.03	161.7	6.47	104.5	1063	"	"
1420	3	"	41.39	18.6	8.05	161.6	6.47	104.5	1071	"	"
1425	3.5	"	41.44	18.6	8.04	162.5	6.47	104.7	1077	"	"

WELL CAPACITY (Gallons Per Foot): **0.75"** = 0.02; **1"** = 0.04; **1.25"** = 0.06; **2"** = 0.16; **3"** = 0.37; **4"** = 0.65; **5"** = 1.02; **6"** = 1.47; **12"** = 5.88

SAMPLING DATA

SAMPLED BY (PRINT) / AFFILIATION: Jim Dimitroff / AECOM	SAMPLER(S) SIGNATURE(S):	SAMPLE TIME: 1430
PUMP OR TUBING DEPTH IN WELL (feet): 45	TUBING MATERIAL CODE: LDPE	FIELD-FILTERED: Y (N) Filtration Equipment Type: -- FILTER SIZE: __ µm
FIELD DECONTAMINATION: PUMP (Y) N	TUBING Y (N replaced)	DUPLICATE: Y (N)

SAMPLE CONTAINER SPECIFICATION				SAMPLE PRESERVATION (including wet ice)					
SAMPLE ID CODE	# CONTAINERS	MATERIAL CODE	VOLUME	PRESERVATIVE USED	TOTAL VOL ADDED IN FIELD (mL)	FINAL pH	INTENDED ANALYSIS AND/OR METHOD	SAMPLING EQUIPMENT CODE	SAMPLE PUMP FLOW RATE (gal per minute)
MW-70	4	AG	40 mL	HCL	40 mL x 4	6.47	6200	ESP	0.1
"	3	AG	40 mL	HCL	40 mL x 3	"	VPH	"	"
"	1	PE	250 mL	HNO_3	250 mL	"	Lead by 6010	"	"

REMARKS:

MATERIAL CODES: **AG** = Amber Glass; **CG** = Clear Glass; **HDPE** = High Density Polyethylene; **LDPE** = Low Density Polyethylene; **PP** = Polypropylene; **S** = Silicone; **T** = Teflon; **O** = Other (Specify)

SAMPLING EQUIPMENT CODES: **APP** = After (Through) Peristaltic Pump; **B** = Bailer; **BP** = Bladder Pump; **ESP** = Electric Submersible Pump; **RFPP** = Reverse Flow Peristaltic Pump; **SM** = Straw Method (Tubing Gravity Drain); **O** = Other (Specify)

GROUNDWATER SAMPLING LOG

SITE NAME: 2020-L1-2448 Incident	SITE LOCATION: Huntersville, NC	PROJECT NUMBER: 60639876	WELL NAME: MW-71	DATE: 2/3/22

WELL DIAMETER (inches): 2	TUBING DIAMETER (inches): NA	WELL SCREEN INTERVAL DEPTH: 53.58 ft. to 68.58 ft.	DEPTH TO WATER (feet): 60.28	PUMP TYPE OR BAILER: Monsoon

1 WELL VOLUME = (TD-DTW) x WELL CAPACITY

(68.58 ft. - 60.28 ft.) x 0.16 gal./ft. = 1.3 gallons

3 WELL VOLUMES = 1 WELL VOLUME X 3

1.3 gallons x 3 = 4.0 gallons

PUMP DEPTH IN WELL (feet): NA	PURGING INITIATED AT: 1405	PURGING ENDED AT: 1445	TOTAL VOLUME PURGED (gallons): 4

EQUIPMENT INFORMATION WATER QUALITY METER	MAKE/MODEL: ysi Pro + SERIAL #:	EQUIPMENT INFORMATION OIL/WATER INTERFACE PROBE	MAKE/MODEL: Heron SERIAL #: 01-7799

TIME	VOLUME PURGED (gallons)	PURGE RATE (gpm)	DEPTH TO WATER (feet)	TEMP. (°C)	DO (mg/L)	COND. (µS/cm)	pH (standard units)	ORP (mV)	TURB. (NTU)	COLOR (describe)	ODOR (describe)
STABILIZATION CRITERIA:			<0.3 ft. drawdown	within 3%	within 10% or <0.5 mg/L	within 3%	±0.1 unit	±10 mV	within 10% or <5 NTU	--	--
Volume 1	—	—	—	15.3	6.04	113.6	6.71	-73.0	NA	Cloudy	None
Volume 2	—	—	—	15.8	4.29	133.5	6.74	-73.0	NA	Cloudy	None
Volume 3	—	—	—	14.5	7.92	131.4	6.76	-73.6	NA	Cloudy	None

WELL CAPACITY (Gallons Per Foot): **0.75"** = 0.02; **1"** = 0.04; **1.25"** = 0.06; **2"** = 0.16; **3"** = 0.37; **4"** = 0.65; **5"** = 1.02; **6"** = 1.47; **12"** = 5.88

SAMPLING DATA

SAMPLED BY (PRINT) / AFFILIATION: Erik Rygol / AECOM	SAMPLER(S) SIGNATURE(S):	SAMPLE TIME: 1440

PUMP OR TUBING DEPTH IN WELL (feet): NA	TUBING MATERIAL CODE: NA	FIELD-FILTERED: Y (N) Filtration Equipment Type: --	FILTER SIZE: -- µm

FIELD DECONTAMINATION: PUMP Y (N) TUBING Y (N (replaced)) DUPLICATE: Y (N)

SAMPLE CONTAINER SPECIFICATION				SAMPLE PRESERVATION (including wet ice)			INTENDED ANALYSIS AND/OR METHOD	SAMPLING EQUIPMENT CODE	SAMPLE PUMP FLOW RATE (gal per minute)
SAMPLE ID CODE	# CONTAINERS	MATERIAL CODE	VOLUME	PRESERVATIVE USED	TOTAL VOL ADDED IN FIELD (mL)	FINAL pH			
MW-71	4	AG	40 mL	HCl	40 mL x 4	6.76	6200	B	NA
MW-71	3	AG	40 mL	HCl	40 mL x 3	6.76	VPH	B	NA
MW-71	1	PP	250 mL	HNO_3	250 mL	6.76	Lead by 6010	B	NA

REMARKS: 3 Well Volumes Purged, High turbidity

MATERIAL CODES: **AG** = Amber Glass; **CG** = Clear Glass; **HDPE** = High Density Polyethylene; **LDPE** = Low Density Polyethylene; **PP** = Polypropylene; **S** = Silicone; **T** = Teflon; **O** = Other (Specify)

SAMPLING EQUIPMENT CODES: **APP** = After (Through) Peristaltic Pump; **B** = Bailer; **BP** = Bladder Pump; **ESP** = Electric Submersible Pump; **RFPP** = Reverse Flow Peristaltic Pump; **SM** = Straw Method (Tubing Gravity Drain); **O** = Other (Specify)

GROUNDWATER SAMPLING LOG

SITE NAME: 2020-L1-2448 Incident	SITE LOCATION: Huntersville, NC	PROJECT NUMBER: 60674226	WELL NAME: MW-73	DATE: 2/1/2022

WELL DIAMETER (inches): 2	TUBING DIAMETER (inches): 3/8	WELL SCREEN INTERVAL DEPTH: 25.03 ft. to 40.03 ft.	DEPTH TO WATER (feet): 36.85	PUMP TYPE OR BAILER: Bailer

1 WELL VOLUME = (TD-DTW) x WELL CAPACITY

(40.03 ft. - 36.85 ft.) x 0.16 gal./ft. = 0.51 gallons

3 WELL VOLUMES = 1 WELL VOLUME X 3

0.51 gallons x 3 = 1.5 gallons

PUMP DEPTH IN WELL (feet): N/A	PURGING INITIATED AT: 1335	PURGING ENDED AT: 1350	TOTAL VOLUME PURGED (gallons): 1.66

EQUIPMENT INFORMATION WATER QUALITY METER	MAKE/MODEL: SERIAL #:	EQUIPMENT INFORMATION OIL/WATER INTERFACE PROBE	MAKE/MODEL: SERIAL #:

TIME	VOLUME PURGED (gallons)	PURGE RATE (gpm)	DEPTH TO WATER (feet)	TEMP. (°C)	DO (mg/L)	COND. (µS/cm)	pH (standard units)	ORP (mV)	TURB. (NTU)	COLOR (describe)	ODOR (describe)
STABILIZATION CRITERIA:			<0.3 ft. drawdown	within 3%	within 10% or <0.5 mg/L	within 3%	±0.1 unit	±10 mV	within 10% or <5 NTU	--	--
1350	1.66	--	40.0	14.9	5.69	170.7	6.82	151.7	113.50	light brown	none

WELL CAPACITY (Gallons Per Foot): **0.75"** = 0.02; **1"** = 0.04; **1.25"** = 0.06; **2"** = 0.16; **3"** = 0.37; **4"** = 0.65; **5"** = 1.02; **6"** = 1.47; **12"** = 5.88

SAMPLING DATA

SAMPLED BY (PRINT) / AFFILIATION: Erica Duncan	SAMPLER(S) SIGNATURE(S):	SAMPLE TIME: 1350

PUMP OR TUBING DEPTH IN WELL (feet): N/A	TUBING MATERIAL CODE: LDPE	FIELD-FILTERED: Y (N) Filtration Equipment Type: --	FILTER SIZE: -- µm

FIELD DECONTAMINATION: PUMP ⊗ N TUBING Y (N replaced) DUPLICATE: (Y) N

SAMPLE CONTAINER SPECIFICATION				SAMPLE PRESERVATION (including wet ice)			INTENDED ANALYSIS AND/OR METHOD	SAMPLING EQUIPMENT CODE	SAMPLE PUMP FLOW RATE (gal per minute)
SAMPLE ID CODE	# CONTAINERS	MATERIAL CODE	VOLUME	PRESERVATIVE USED	TOTAL VOL ADDED IN FIELD (mL)	FINAL pH			
MW-73	4	AG	40 mL	HCl	40 mL x 4	6.82	6200	B	0.1
MW-73	3	AG	40 mL	HCl	40 mL x 3	6.82	VPH	B	0.1
MW-73	1	PP	250 mL	HNO_3	250 mL	6.82	Lead by 6010	B	0.1

REMARKS:

MATERIAL CODES: **AG** = Amber Glass; **CG** = Clear Glass; **HDPE** = High Density Polyethylene; **LDPE** = Low Density Polyethylene; **PP** = Polypropylene; **S** = Silicone; **T** = Teflon; **O** = Other (Specify)

SAMPLING EQUIPMENT CODES: **APP** = After (Through) Peristaltic Pump; **B** = Bailer; **BP** = Bladder Pump; **ESP** = Electric Submersible Pump; **RFPP** = Reverse Flow Peristaltic Pump; **SM** = Straw Method (Tubing Gravity Drain); **O** = Other (Specify)

GROUNDWATER SAMPLING LOG

SITE NAME: 2020-L1-2448 Incident	SITE LOCATION: Huntersville, NC	PROJECT NUMBER: 60639876	WELL NAME: MW-74	DATE: 01/31/22
WELL DIAMETER (inches): 2"	TUBING DIAMETER (inches): 3/8"	WELL SCREEN INTERVAL DEPTH: 17.77 feet to 32.77 feet	DEPTH TO WATER (feet): 25.34	PUMP TYPE OR BAILER: ESP

WELL VOLUME PURGE: **1 WELL VOLUME** = (TOTAL WELL DEPTH – STATIC DEPTH TO WATER) X WELL CAPACITY
(only fill out if applicable)
= (32.77 feet – 25.34 feet) X 0.16 gallons/foot = 1.19 gallons

PUMP DEPTH IN WELL (feet): 30.34	PURGING INITIATED AT: 955	PURGING ENDED AT: 1030	TOTAL VOLUME PURGED (gallons): 3.57

TIME	VOLUME PURGED (gallons)	PURGE RATE (gpm)	DEPTH TO WATER (feet)	TEMP. (°C)	DO (mg/L)	COND. (µS/cm)	pH (standard units)	ORP (mV)	TURB. (NTU)	COLOR (describe)	ODOR (describe)
STABILIZATION CRITERIA:			<0.3 ft. drawdown	within 3%	within 10% or <0.5 mg/L	within 3%	±0.1 unit	±10 mV	within 10% or <5 NTU	--	--
955	0	0.1	25.37	16.0	1.53	225.2	7.09	80.7	>1100	Brown	None
1000	0.5		25.40	16.7	6.06	142.5	6.64	58.8	>1100		
1005	1.0		25.45	18.4	5.10	156.9	6.52	52.6	>1100		
1010	1.5		25.51	17.7	4.80	155.9	6.50	49.4	1022		
1015	2.0		25.56	17.9	4.58	154.7	6.45	50.1	806.6		
1020	2.5		25.61	18.3	4.73	156.2	6.44	60.2	767.2		
1025	3.0		25.66	18.4	4.02	159.3	6.40	43.1	603.1		
1030	3.5		25.70	18.5	5.26	160.2	6.42	38.1	578.4		

WELL CAPACITY (Gallons Per Foot): **0.75"** = 0.02; **1"** = 0.04; **1.25"** = 0.06; **2"** = 0.16; **3"** = 0.37; **4"** = 0.65; **5"** = 1.02; **6"** = 1.47; **12"** = 5.88

SAMPLING DATA

SAMPLED BY (PRINT) / AFFILIATION: Jacob Miller/AECOM	SAMPLER(S) SIGNATURE(S):	SAMPLE TIME: 1035
PUMP OR TUBING DEPTH IN WELL (feet): 30.34	TUBING MATERIAL CODE: LDPE	FIELD-FILTERED: Y (N) Filtration Equipment Type: -- FILTER SIZE: -- µm
FIELD DECONTAMINATION: PUMP (Y) N TUBING Y (N) (replaced)		DUPLICATE: Y (N)

SAMPLE CONTAINER SPECIFICATION				SAMPLE PRESERVATION (including wet ice)					
SAMPLE ID CODE	# CONTAINERS	MATERIAL CODE	VOLUME	PRESERVATIVE USED	TOTAL VOL ADDED IN FIELD (mL)	FINAL pH	INTENDED ANALYSIS AND/OR METHOD	SAMPLING EQUIPMENT CODE	SAMPLE PUMP FLOW RATE (gal per minute)
MW-74	4	AG	40 mL	HCL	40 mL x 4	6.42	6200	ESP	0.1
	3	AG	40 mL	HCL	40 mL x 3		VPH		
	1	PE	250 mL	HNO_3	250 mL		Lead by 6010		

REMARKS: Moderate recharge

MATERIAL CODES: **AG** = Amber Glass; **CG** = Clear Glass; **HDPE** = High Density Polyethylene; **LDPE** = Low Density Polyethylene; **PP** = Polypropylene; **S** = Silicone; **T** = Teflon; **O** = Other (Specify)

SAMPLING EQUIPMENT CODES: **APP** = After (Through) Peristaltic Pump; **B** = Bailer; **BP** = Bladder Pump; **ESP** = Electric Submersible Pump; **RFPP** = Reverse Flow Peristaltic Pump; **SM** = Straw Method (Tubing Gravity Drain); **O** = Other (Specify)

GROUNDWATER SAMPLING LOG

SITE NAME: 2020-L1-2448 Incident	SITE LOCATION: Huntersville, NC	PROJECT NUMBER: 60639876	WELL NAME: MW-75	DATE: 1/31/22
WELL DIAMETER (inches): 2	TUBING DIAMETER (inches): 3/8	WELL SCREEN INTERVAL DEPTH: 31 feet to 46 feet	DEPTH TO WATER (feet): 42.42	PUMP TYPE OR BAILER: Monsoon

WELL VOLUME PURGE: 1 WELL VOLUME = (TOTAL WELL DEPTH − STATIC DEPTH TO WATER) X WELL CAPACITY
(only fill out if applicable) 0.57 = (46 feet − 42.42 feet) x 0.16 gallons/foot = 0.57 gallons

PUMP DEPTH IN WELL (feet): 44	PURGING INITIATED AT: 1240	PURGING ENDED AT: 1255	TOTAL VOLUME PURGED (gallons): 1.5

TIME	VOLUME PURGED (gallons)	PURGE RATE (gpm)	DEPTH TO WATER (feet)	TEMP. (°C)	DO (mg/L)	COND. (µS/cm)	pH (standard units)	ORP (mV)	TURB. (NTU)	COLOR (describe)	ODOR (describe)
STABILIZATION CRITERIA:			<0.3 ft. drawdown	within 3%	within 10% or <0.5 mg/L	within 3%	±0.1 unit	±10 mV	within 10% or <5 NTU	--	--
1240	0	0.1	42.86	18.1	4.86	188.4	6.62	86.2	>1000	Cloudy lt br	None
1245	0.5	0.1	42.94	18.6	5.21	191.2	6.69	84.5	↓	↓	↓
1250	1	0.1	43.04	18.1	4.99	193.1	6.71	91.8			
1255	1.5	0.1	44.08	18.1	5.13	193.6	6.68	94.3			

WELL CAPACITY (Gallons Per Foot): **0.75"** = 0.02; **1"** = 0.04; **1.25"** = 0.06; **2"** = 0.16; **3"** = 0.37; **4"** = 0.65; **5"** = 1.02; **6"** = 1.47; **12"** = 5.88

SAMPLING DATA

SAMPLED BY (PRINT) / AFFILIATION: Jim Dimitroff/AECOM	SAMPLER(S) SIGNATURE(S):	SAMPLE TIME: 1300
PUMP OR TUBING DEPTH IN WELL (feet): 44	TUBING MATERIAL CODE: LDPE	FIELD-FILTERED: Y (N) Filtration Equipment Type: -- FILTER SIZE: -- µm
FIELD DECONTAMINATION: PUMP (Y) N	TUBING (Y) N (replaced)	DUPLICATE: Y (N)

SAMPLE CONTAINER SPECIFICATION				SAMPLE PRESERVATION (including wet ice)					
SAMPLE ID CODE	# CONTAINERS	MATERIAL CODE	VOLUME	PRESERVATIVE USED	TOTAL VOL ADDED IN FIELD (mL)	FINAL pH	INTENDED ANALYSIS AND/OR METHOD	SAMPLING EQUIPMENT CODE	SAMPLE PUMP FLOW RATE (gal per minute)
MW-75	4	AG	40 mL	HCL	40 mL x 4	6.68	6200	ESP	0.1
↓	3	AG	40 mL	HCL	40 mL x 3	↓	VPH	↓	↓
↓	1	PE	250 mL	HNO_3	250 mL	↓	Lead by 6010	↓	↓

REMARKS: Well dry @ 1.5 gallons

MATERIAL CODES: **AG** = Amber Glass; **CG** = Clear Glass; **HDPE** = High Density Polyethylene; **LDPE** = Low Density Polyethylene; **PP** = Polypropylene; **S** = Silicone; **T** = Teflon; **O** = Other (Specify)

SAMPLING EQUIPMENT CODES: **APP** = After (Through) Peristaltic Pump; **B** = Bailer; **BP** = Bladder Pump; **ESP** = Electric Submersible Pump; **RFPP** = Reverse Flow Peristaltic Pump; **SM** = Straw Method (Tubing Gravity Drain); **O** = Other (Specify)

GROUNDWATER SAMPLING LOG

SITE NAME: 2020-L1-2448 Incident	SITE LOCATION: Huntersville, NC	PROJECT NUMBER: 60674226	WELL NAME: MW-76	DATE: 02/01/22

WELL DIAMETER (inches): 2	TUBING DIAMETER (inches): 3/8	WELL SCREEN INTERVAL DEPTH: 28.80 ft. to 48.80 ft.	DEPTH TO WATER (feet): 33.49	PUMP TYPE OR BAILER: Monsoon XL

1 WELL VOLUME = (TD-DTW) x WELL CAPACITY

(48.80 ft. - 33.49 ft.) x 0.16 gal./ft. = 2.50 gallons

3 WELL VOLUMES = 1 WELL VOLUME X 3

2.50 gallons x 3 = 7.50 gallons

PUMP DEPTH IN WELL (feet): 40	PURGING INITIATED AT: 1150	PURGING ENDED AT: 1305	TOTAL VOLUME PURGED (gallons): 7.5

EQUIPMENT INFORMATION WATER QUALITY METER — MAKE/MODEL: YSI Pro Plus; SERIAL #: 15C101918

EQUIPMENT INFORMATION OIL/WATER INTERFACE PROBE — MAKE/MODEL: Heron H.Oil; SERIAL #: 01-5785

TIME	VOLUME PURGED (gallons)	PURGE RATE (gpm)	DEPTH TO WATER (feet)	TEMP. (°C)	DO (mg/L)	COND. (µS/cm)	pH (standard units)	ORP (mV)	TURB. (NTU)	COLOR (describe)	ODOR (describe)
STABILIZATION CRITERIA:			<0.3 ft. drawdown	within 3%	within 10% or <0.5 mg/L	within 3%	±0.1 unit	±10 mV	within 10% or <5 NTU	--	--
1205	1.5	0.1	34.88	15.7	5.80	110.1	5.84	189.5	903.5	Cloudy Brown	None
1210	2.0		34.88	16.1	5.81	111.2	5.83	193.9	692.5		
1215	2.5		34.88	16.1	5.78	111.6	5.81	197.5	498.3		
1220	3.0		34.88	16.3	5.73	111.5	5.81	200.9	379.2		
1225	3.5		34.88	16.3	5.89	111.6	5.80	202.9	276.5	Cloudy	
1230	4.0		34.89	16.4	5.92	111.8	5.80	203.4	228.4		
1235	4.5		34.89	16.5	5.95	112.6	5.79	205.2	181.5		
1240	5.0		34.89	16.5	5.97	112.7	5.79	205.4	138.6		
1245	5.5		34.89	16.5	5.99	112.8	5.79	205.5	100.1	Clear	
1250	6.0		34.89	16.5	6.02	112.9	5.80	205.8	78.68		
1255	6.5		34.89	16.4	6.07	113.1	5.80	209.0	70.12		
1300	7.0		34.89	16.4	6.06	113.2	5.80	209.1	64.32		
1305	7.5		34.89	16.5	6.06	113.3	5.80	209.1	57.96		

Mike de Kozlowski 02/01/22

WELL CAPACITY (Gallons Per Foot): **0.75"** = 0.02; **1"** = 0.04; **1.25"** = 0.06; **2"** = 0.16; **3"** = 0.37; **4"** = 0.65; **5"** = 1.02; **6"** = 1.47; **12"** = 5.88

SAMPLING DATA

SAMPLED BY (PRINT) / AFFILIATION: Mike deKozlowski / AECOM	SAMPLER(S) SIGNATURE(S): Mike de Kozlowski	SAMPLE TIME: 1310

PUMP OR TUBING DEPTH IN WELL (feet): 40	TUBING MATERIAL CODE: LDPE	FIELD-FILTERED: Y (N) Filtration Equipment Type: --	FILTER SIZE: -- µm

FIELD DECONTAMINATION: PUMP (Y) N TUBING Y (N (replaced)) DUPLICATE: (Y) N

SAMPLE CONTAINER SPECIFICATION				SAMPLE PRESERVATION (including wet ice)			INTENDED ANALYSIS AND/OR METHOD	SAMPLING EQUIPMENT CODE	SAMPLE PUMP FLOW RATE (gal per minute)
SAMPLE ID CODE	# CONTAINERS	MATERIAL CODE	VOLUME	PRESERVATIVE USED	TOTAL VOL ADDED IN FIELD (mL)	FINAL pH			
MW-76	4	AG	40 mL	HCl	40 mL x 4	5.80	6200	ESP	0.1
	3	AG	40 mL	HCl	40 mL x 3		VPH		
	1	PP	250 mL	HNO_3	250 mL		Lead by 6010		

REMARKS:

DUP-2-20220201 collected — 3 well volumes purged — Fast Recharge

MATERIAL CODES: **AG** = Amber Glass; **CG** = Clear Glass; **HDPE** = High Density Polyethylene; **LDPE** = Low Density Polyethylene; **PP** = Polypropylene; **S** = Silicone; **T** = Teflon; **O** = Other (Specify)

SAMPLING EQUIPMENT CODES: **APP** = After (Through) Peristaltic Pump; **B** = Bailer; **BP** = Bladder Pump; **ESP** = Electric Submersible Pump; **RFPP** = Reverse Flow Peristaltic Pump; **SM** = Straw Method (Tubing Gravity Drain); **O** = Other (Specify)

GROUNDWATER SAMPLING LOG

SITE NAME: 2020-L1-2448 Incident	SITE LOCATION: Huntersville, NC	PROJECT NUMBER: 60639876	WELL NAME: MW-77	DATE: 2/1/22
WELL DIAMETER (inches): 2	TUBING DIAMETER (inches): 1/2	WELL SCREEN INTERVAL DEPTH: 18.65 feet to 48.65 feet	DEPTH TO WATER (feet): 31.02	PUMP TYPE OR BAILER: MONSOON

WELL VOLUME PURGE: 1 WELL VOLUME = (TOTAL WELL DEPTH − STATIC DEPTH TO WATER) X WELL CAPACITY
(only fill out if applicable)

= (48.65 feet − 31.02 feet) X 0.163 gallons/foot = 2.87 gallons

PUMP DEPTH IN WELL (feet): 40'	PURGING INITIATED AT: 1225	PURGING ENDED AT: 1320	TOTAL VOLUME PURGED (gallons): 8.0

TIME	VOLUME PURGED (gallons)	PURGE RATE (gpm)	DEPTH TO WATER (feet)	TEMP. (°C)	DO (mg/L)	COND. (µS/cm)	pH (standard units)	ORP (mV)	TURB. (NTU)	COLOR (describe)	ODOR (describe)
STABILIZATION CRITERIA:			<0.3 ft. drawdown	within 3%	within 10% or <0.5 mg/L	within 3%	±0.1 unit	±10 mV	within 10% or <5 NTU	--	--
1239	2.5	0.22	31.70	17.5	6.68	91.5	5.77	106.5	84.22	clear	NA
1244	3.6	0.22	31.67	17.4	6.67	93.3	5.80	104.1	42.38	clear	NA
1249	4.7	0.22	31.64	17.5	6.67	93.0	5.80	104.0	9.51	clear	NA
1254	5.8	0.22	31.68	17.6	6.60	93.6	5.79	103.7	8.01	clear	NA
1259	6.9	0.22	31.70	17.6	6.62	93.8	5.78	104.0	6.07	clear	NA
1304	8.0	0.22	31.69	17.5	6.58	94.4	5.80	104.2	5.37	clear	NA

WELL CAPACITY (Gallons Per Foot): 0.75" = 0.02; 1" = 0.04; 1.25" = 0.06; 2" = 0.16; 3" = 0.37; 4" = 0.65; 5" = 1.02; 6" = 1.47; 12" = 5.88

SAMPLING DATA

SAMPLED BY (PRINT) / AFFILIATION: Justin Butler / AECOM	SAMPLER(S) SIGNATURE(S):	SAMPLE TIME: 1305
PUMP OR TUBING DEPTH IN WELL (feet): 40'	TUBING MATERIAL CODE: LDPE	FIELD-FILTERED: Y (N) Filtration Equipment Type: -- FILTER SIZE: -- µm
FIELD DECONTAMINATION: PUMP (Y) N	TUBING (Y) (N replaced)	DUPLICATE: Y (N)

SAMPLE CONTAINER SPECIFICATION				SAMPLE PRESERVATION (including wet ice)					
SAMPLE ID CODE	# CONTAINERS	MATERIAL CODE	VOLUME	PRESERVATIVE USED	TOTAL VOL ADDED IN FIELD (mL)	FINAL pH	INTENDED ANALYSIS AND/OR METHOD	SAMPLING EQUIPMENT CODE	SAMPLE PUMP FLOW RATE (gal per minute)
MW-77	4	AG	40 mL	HCL	40 mL x 4	5.80	6200	ESP	0.22
MW-77	3	AG	40 mL	HCL	40 mL x 3	5.80	VPH	ESP	0.22
MW-77	1	PE	250 mL	HNO_3	250 mL	5.80	Lead by 6010	ESP	0.22

REMARKS:

MATERIAL CODES: **AG** = Amber Glass; **CG** = Clear Glass; **HDPE** = High Density Polyethylene; **LDPE** = Low Density Polyethylene; **PP** = Polypropylene; **S** = Silicone; **T** = Teflon; **O** = Other (Specify)

SAMPLING EQUIPMENT CODES: **APP** = After (Through) Peristaltic Pump; **B** = Bailer; **BP** = Bladder Pump; **ESP** = Electric Submersible Pump; **RFPP** = Reverse Flow Peristaltic Pump; **SM** = Straw Method (Tubing Gravity Drain); **O** = Other (Specify)

GROUNDWATER SAMPLING LOG

SITE NAME: 2020-L1-2448 Incident	SITE LOCATION: Huntersville, NC	PROJECT NUMBER: 60674226	WELL NAME: MW-78	DATE: 2/2/22

WELL DIAMETER (inches): 2	TUBING DIAMETER (inches): 3/8	WELL SCREEN INTERVAL DEPTH: 28.51 ft. to 53.51 ft.	DEPTH TO WATER (feet): 35.78	PUMP TYPE OR BAILER: ESP

1 WELL VOLUME = (TD-DTW) x WELL CAPACITY

(53.51 ft. - 35.78 ft.) x 0.163 gal./ft. = 2.9 gallons

3 WELL VOLUMES = 1 WELL VOLUME X 3

2.9 gallons x 3 = 8.7 gallons

PUMP DEPTH IN WELL (feet): 51	PURGING INITIATED AT:	PURGING ENDED AT: 1025	TOTAL VOLUME PURGED (gallons): 6.6

EQUIPMENT INFORMATION WATER QUALITY METER	MAKE/MODEL: YSI/Pro	SERIAL #: 19J103974
EQUIPMENT INFORMATION OIL/WATER INTERFACE PROBE	MAKE/MODEL: Heron/H.011	SERIAL #: 01-7819

TIME	VOLUME PURGED (gallons)	PURGE RATE (gpm)	DEPTH TO WATER (feet)	TEMP. (°C)	DO (mg/L)	COND. (µS/cm)	pH (standard units)	ORP (mV)	TURB. (NTU)	COLOR (describe)	ODOR (describe)
STABILIZATION CRITERIA:			<0.3 ft. drawdown	within 3%	within 10% or <0.5 mg/L	within 3%	±0.1 unit	±10 mV	within 10% or <5 NTU	--	--
0920	0.2		35.78	15.7	6.06	107.5	6.67	319.6	1072	Cloudy	None
0925	0.7		35.82	16.0	5.65	105.9	6.56	319.2	901.8	"	"
0930	1.2		35.82	16.1	5.36	103.5	6.52	318.9	715.1	"	"
0935	1.7		35.82	16.2	5.41	99.3	6.48	318.5	611.7	"	"
0940	2.2		35.83	16.2	5.28	98.4	6.44	318.6	541.2	"	"
0945	2.7		35.83	16.1	5.30	97.6	6.44	318.3	382.2	"	"
0950	3.2		35.83	16.2	5.35	95.7	6.41	317.9	239.8	Sl. Cloudy	"
0955	3.7		35.85	16.5	5.54	94.8	6.40	317.0	79.48	"	"
1000	4.2		35.85	16.2	5.33	93.6	6.39	314.7	25.25	Clear	"
1005	4.7		35.86	16.4	5.51	93.7	6.38	310.4	23.25	"	"
1010	5.1		35.85	16.4	5.56	92.5	6.36	307.5	9.20	"	"
1015	5.6		35.85	16.4	5.43	88.0	6.33	307.2	5.01	"	"
1020	6.1		35.85	16.5	5.49	88.6	6.33	307.2	2.74	"	"
1025	6.6		35.86	16.6	5.51	89.2	6.33	307.1	2.02	"	"

WELL CAPACITY (Gallons Per Foot): **0.75"** = 0.02; **1"** = 0.04; **1.25"** = 0.06; **2"** = 0.16; **3"** = 0.37; **4"** = 0.65; **5"** = 1.02; **6"** = 1.47; **12"** = 5.88

SAMPLING DATA

SAMPLED BY (PRINT) / AFFILIATION: Tim Dickey / AECOM	SAMPLER(S) SIGNATURE(S):	SAMPLE TIME: 1030
PUMP OR TUBING DEPTH IN WELL (feet): 51	TUBING MATERIAL CODE: LDPE	FIELD-FILTERED: Y (N) Filtration Equipment Type: -- FILTER SIZE: -- µm

FIELD DECONTAMINATION: PUMP (Y) N TUBING Y (N (replaced)) DUPLICATE: Y (N)

SAMPLE CONTAINER SPECIFICATION				SAMPLE PRESERVATION (including wet ice)			INTENDED ANALYSIS AND/OR METHOD	SAMPLING EQUIPMENT CODE	SAMPLE PUMP FLOW RATE (gal per minute)
SAMPLE ID CODE	# CONTAINERS	MATERIAL CODE	VOLUME	PRESERVATIVE USED	TOTAL VOL ADDED IN FIELD (mL)	FINAL pH			
MW-78	4	AG	40 mL	HCl	40 mL x 4	6.33	6200	ESP	
"	3	AG	40 mL	HCl	40 mL x 3	"	VPH	"	
"	1	PP	250 mL	HNO_3	250 mL	"	Lead by 6010	"	

REMARKS:

MATERIAL CODES: **AG** = Amber Glass; **CG** = Clear Glass; **HDPE** = High Density Polyethylene; **LDPE** = Low Density Polyethylene; **PP** = Polypropylene; **S** = Silicone; **T** = Teflon; **O** = Other (Specify)

SAMPLING EQUIPMENT CODES: **APP** = After (Through) Peristaltic Pump; **B** = Bailer; **BP** = Bladder Pump; **ESP** = Electric Submersible Pump; **RFPP** = Reverse Flow Peristaltic Pump; **SM** = Straw Method (Tubing Gravity Drain); **O** = Other (Specify)

GROUNDWATER SAMPLING LOG

SITE NAME: 2020-L1-2448 Incident	SITE LOCATION: Huntersville, NC	PROJECT NUMBER: 60674226	WELL NAME: MW-79	DATE: 2/1/22
WELL DIAMETER (inches): 2	TUBING DIAMETER (inches): 1/2	WELL SCREEN INTERVAL DEPTH: 30.86 ft. to 40.86 ft.	DEPTH TO WATER (feet): 29.63	PUMP TYPE OR BAILER: Monsoon

1 WELL VOLUME = (TD-DTW) x WELL CAPACITY

(40.86 ft. - 29.63 ft.) x 0.163 gal./ft. = 1.83 gallons

3 WELL VOLUMES = 1 WELL VOLUME X 3

1.83 gallons x 3 = 5.49 gallons

PUMP DEPTH IN WELL (feet): 35	PURGING INITIATED AT: 1050	PURGING ENDED AT: 1215	TOTAL VOLUME PURGED (gallons): 8.9

EQUIPMENT INFORMATION WATER QUALITY METER — MAKE/MODEL: YSI Pro Plus, HF Scientific — SERIAL #: 18J100264

EQUIPMENT INFORMATION OIL/WATER INTERFACE PROBE — MAKE/MODEL: Heron H.01 — SERIAL #:

TIME	VOLUME PURGED (gallons)	PURGE RATE (gpm)	DEPTH TO WATER (feet)	TEMP. (°C)	DO (mg/L)	COND. (µS/cm)	pH (standard units)	ORP (mV)	TURB. (NTU)	COLOR (describe)	ODOR (describe)
STABILIZATION CRITERIA:			<0.3 ft. drawdown	within 3%	within 10% or <0.5 mg/L	within 3%	±0.1 unit	±10 mV	within 10% or <5 NTU	--	--
1115	2.5	0.14	30.16	16.9	6.26	104.8	5.77	135.9	166.2	Light Brown	NA
1120	3.2	0.14	30.16	17.0	6.24	105.5	5.84	128.8	110.5	Light Brown	NA
1125	3.9	0.14	30.16	17.1	6.27	105.8	5.85	124.3	59.22	Clear	NA
1130	4.6	0.14	30.16	16.8	6.28	104.7	5.85	121.0	48.92	Clear	NA
1135	5.4	0.14	30.16	17.2	6.27	105.7	5.85	119.4	39.26	Clear	NA
1140	6.1	0.14	30.16	17.3	6.31	106.3	5.85	117.6	29.58	Clear	NA
1145	6.8	0.14	30.16	17.1	6.35	106.1	5.85	115.7	21.73	Clear	NA
1150	7.5	0.14	30.16	17.1	6.40	106.4	5.85	114.7	16.78	Clear	NA
1155	8.2	0.14	30.16	17.3	6.39	107.1	5.84	114.0	13.05	Clear	NA
1200	8.9	0.14	30.16	17.1	6.42	106.6	5.84	112.8	14.99	Clear	NA

WELL CAPACITY (Gallons Per Foot): 0.75" = 0.02; 1" = 0.04; 1.25" = 0.06; 2" = 0.16; 3" = 0.37; 4" = 0.65; 5" = 1.02; 6" = 1.47; 12" = 5.88

SAMPLING DATA

SAMPLED BY (PRINT) / AFFILIATION: Justin Butler / AECOM	SAMPLER(S) SIGNATURE(S):	SAMPLE TIME: 1205
PUMP OR TUBING DEPTH IN WELL (feet): 35	TUBING MATERIAL CODE: LDPE	FIELD-FILTERED: Y (N) Filtration Equipment Type: -- FILTER SIZE: -- µm
FIELD DECONTAMINATION: PUMP (Y) ESP	TUBING (Y) (N replaced)	DUPLICATE: Y (N)

SAMPLE CONTAINER SPECIFICATION				SAMPLE PRESERVATION (including wet ice)					
SAMPLE ID CODE	# CONTAINERS	MATERIAL CODE	VOLUME	PRESERVATIVE USED	TOTAL VOL ADDED IN FIELD (mL)	FINAL pH	INTENDED ANALYSIS AND/OR METHOD	SAMPLING EQUIPMENT CODE	SAMPLE PUMP FLOW RATE (gal per minute)
MW-79	4	AG	40 mL	HCl	40 mL x 4	5.84	6200	ESP	0.14
MW-79	3	AG	40 mL	HCl	40 mL x 3	5.84	VPH	ESP	0.14
MW-79	1	PP	250 mL	HNO_3	250 mL	5.84	Lead by 6010	ESP	0.14

REMARKS:

MATERIAL CODES: AG = Amber Glass; CG = Clear Glass; HDPE = High Density Polyethylene; LDPE = Low Density Polyethylene; PP = Polypropylene; S = Silicone; T = Teflon; O = Other (Specify)

SAMPLING EQUIPMENT CODES: APP = After (Through) Peristaltic Pump; B = Bailer; BP = Bladder Pump; ESP = Electric Submersible Pump; RFPP = Reverse Flow Peristaltic Pump; SM = Straw Method (Tubing Gravity Drain); O = Other (Specify)

GROUNDWATER SAMPLING LOG

SITE NAME: 2020-L1-2448 Incident	SITE LOCATION: Huntersville, NC	PROJECT NUMBER: 60639876	WELL NAME: MW-79D	DATE: 02/01/22
WELL DIAMETER (inches): 2"	TUBING DIAMETER (inches): 3/8"	WELL SCREEN INTERVAL DEPTH: 146.60 feet to 156.60 feet	DEPTH TO WATER (feet): 45.45	PUMP TYPE OR BAILER: Bladder

WELL VOLUME PURGE: 1 WELL VOLUME = (TOTAL WELL DEPTH – STATIC DEPTH TO WATER) X WELL CAPACITY
(only fill out if applicable)

= (156.60 feet – 45.45 feet) X 0.16 gallons/foot = 17.78 gallons

PUMP DEPTH IN WELL (feet): 151.60	PURGING INITIATED AT: 1240	PURGING ENDED AT: 1325	TOTAL VOLUME PURGED (gallons): 1.0

TIME	VOLUME PURGED (gallons)	PURGE RATE (gpm)	DEPTH TO WATER (feet)	TEMP. (°C)	DO (mg/L)	COND. (µS/cm)	pH (standard units)	ORP (mV)	TURB. (NTU)	COLOR (describe)	ODOR (describe)
STABILIZATION CRITERIA:			<0.3 ft. drawdown	within 3%	within 10% or <0.5 mg/L	within 3%	±0.1 unit	±10 mV	within 10% or <5 NTU	--	--
1240	0	0.022	45.45	15.6	4.82	2143	12.41	-36.9	5.23	Clear	none
1245	0.11		45.45	15.5	4.69	2203	12.42	-34.2	11.11		
1250	0.22		45.45	15.5	4.60	2130	12.40	-35.3	18.50		
1255	0.33		45.45	15.4	4.57	2187	12.39	-33.9	37.32		
1300	0.44		45.45	15.4	4.42	2232	12.38	-34.6	53.70		
1305	0.55		45.45	15.3	4.33	2294	12.39	-33.5	79.53		
1310	0.66		45.45	15.3	4.20	2327	12.39	-42.0	704.9	Cloudy	
1315	0.77		45.45	15.3	4.11	2430	12.40	-46.9	660.3		
1320	0.88		45.45	15.3	4.10	2442	12.42	-45.3	667.1		
1325	1.00		45.45	15.3	4.12	2420	12.44	-43.8	662.0		

WELL CAPACITY (Gallons Per Foot): **0.75"** = 0.02; **1"** = 0.04; **1.25"** = 0.06; **2"** = 0.16; **3"** = 0.37; **4"** = 0.65; **5"** = 1.02; **6"** = 1.47; **12"** = 5.88

SAMPLING DATA

SAMPLED BY (PRINT) / AFFILIATION: Jacob Miller/AECOM	SAMPLER(S) SIGNATURE(S):	SAMPLE TIME: 1330
PUMP OR TUBING DEPTH IN WELL (feet): 151.60	TUBING MATERIAL CODE: LDPE	FIELD-FILTERED: Y (N) Filtration Equipment Type: -- FILTER SIZE: -- µm
FIELD DECONTAMINATION: PUMP (Y) N	TUBING Y (N) (replaced)	DUPLICATE: Y (N)

SAMPLE CONTAINER SPECIFICATION				SAMPLE PRESERVATION (including wet ice)					
SAMPLE ID CODE	# CONTAINERS	MATERIAL CODE	VOLUME	PRESERVATIVE USED	TOTAL VOL ADDED IN FIELD (mL)	FINAL pH	INTENDED ANALYSIS AND/OR METHOD	SAMPLING EQUIPMENT CODE	SAMPLE PUMP FLOW RATE (gal per minute)
MW-79D	4	AG	40 mL	HCL	40 mL x 4	4.12	6200	BP	0.22
	3	AG	40 mL	HCL	40 mL x 3		VPH		
	1	PE	250 mL	HNO_3	250 mL		Lead by 6010		

REMARKS:

MATERIAL CODES: **AG** = Amber Glass; **CG** = Clear Glass; **HDPE** = High Density Polyethylene; **LDPE** = Low Density Polyethylene; **PP** = Polypropylene; **S** = Silicone; **T** = Teflon; **O** = Other (Specify)

SAMPLING EQUIPMENT CODES: **APP** = After (Through) Peristaltic Pump; **B** = Bailer; **BP** = Bladder Pump; **ESP** = Electric Submersible Pump; **RFPP** = Reverse Flow Peristaltic Pump; **SM** = Straw Method (Tubing Gravity Drain); **O** = Other (Specify)

GROUNDWATER SAMPLING LOG

SITE NAME: 2020-L1-2448 Incident	SITE LOCATION: Huntersville, NC	PROJECT NUMBER: 60674226	WELL NAME: MW-80	DATE: 2/2/22

WELL DIAMETER (inches): 2	TUBING DIAMETER (inches): 3/8	WELL SCREEN INTERVAL DEPTH: 30.40 ft. to 40.40 ft.	DEPTH TO WATER (feet): 30.94	PUMP TYPE OR BAILER: ESP

1 WELL VOLUME = (TD-DTW) x WELL CAPACITY

(44.4 ft. - 30.94 ft.) x 0.163 gal./ft. = 1.6 gallons

3 WELL VOLUMES = 1 WELL VOLUME X 3

1.6 gallons x 3 = 4.8 gallons

PUMP DEPTH IN WELL (feet): 39	PURGING INITIATED AT: 1135	PURGING ENDED AT: 1225	TOTAL VOLUME PURGED (gallons): 4.9

EQUIPMENT INFORMATION WATER QUALITY METER — MAKE/MODEL: YSI/Pro SERIAL #: 19J103974

EQUIPMENT INFORMATION OIL/WATER INTERFACE PROBE — MAKE/MODEL: Heron/H.Oil SERIAL #: 01-7819

TIME	VOLUME PURGED (gallons)	PURGE RATE (gpm)	DEPTH TO WATER (feet)	TEMP. (°C)	DO (mg/L)	COND. (µS/cm)	pH (standard units)	ORP (mV)	TURB. (NTU)	COLOR (describe)	ODOR (describe)
STABILIZATION CRITERIA:			<0.3 ft. drawdown	within 3%	within 10% or <0.5 mg/L	within 3%	±0.1 unit	±10 mV	within 10% or <5 NTU	--	--
1135	0.1		30.94	16.1	4.96	244.7	6.69	329.9	1100+	Cloudy	None
1140	0.6		30.97	16.0	5.32	246.5	6.51	325.1	933.9	"	"
1145	1.2		30.98	15.8	5.32	246.1	6.49	322.6	661.0	"	"
1150	1.7		30.98	16.7	5.21	252.7	6.46	319.9	618.1	"	"
1155	2.3		30.98	16.6	6.13	267.2	6.27	316.0	504.1	"	"
1200	2.9		30.99	17.0	6.06	267.2	6.31	308.7	414.9	Sl.Cloudy	"
1205	2.5		30.99	16.5	6.58	262.9	6.35	305.8	300.0	"	"
1210	3.1		31.00	17.2	6.20	261.5	6.43	298.3	148.2	Clear	"
1215	3.7		31.00	17.2	6.22	262.0	6.38	294.1	32.30	"	"
1220	4.3		31.00	17.2	6.39	263.8	6.36	293.5	22.64	"	"
1225	4.9		31.00	17.3	6.40	264.8	6.34	291.6	18.50	"	"

WELL CAPACITY (Gallons Per Foot): **0.75"** = 0.02; **1"** = 0.04; **1.25"** = 0.06; **2"** = 0.16; **3"** = 0.37; **4"** = 0.65; **5"** = 1.02; **6"** = 1.47; **12"** = 5.88

SAMPLING DATA

SAMPLED BY (PRINT) / AFFILIATION: Tim Dickey/AECOM	SAMPLER(S) SIGNATURE(S):	SAMPLE TIME: 1235
PUMP OR TUBING DEPTH IN WELL (feet): 39	TUBING MATERIAL CODE: LDPE.	FIELD-FILTERED: Y (N) Filtration Equipment Type: -- FILTER SIZE: -- µm

FIELD DECONTAMINATION: PUMP (Y) N TUBING Y (N replaced) DUPLICATE: (Y) N

SAMPLE CONTAINER SPECIFICATION				SAMPLE PRESERVATION (including wet ice)			INTENDED ANALYSIS AND/OR METHOD	SAMPLING EQUIPMENT CODE	SAMPLE PUMP FLOW RATE (gal per minute)
SAMPLE ID CODE	# CONTAINERS	MATERIAL CODE	VOLUME	PRESERVATIVE USED	TOTAL VOL ADDED IN FIELD (mL)	FINAL pH			
MW-80	4	AG	40 mL	HCl	40 mL x 4	6.34	6200	ESP	
"	3	AG	40 mL	HCl	40 mL x 3	"	VPH	"	"
"	1	PP	250 mL	HNO_3	250 mL	"	Lead by 6010	"	"

REMARKS: 3 well volumes purged.
Duplicate Sample DUP-1-20220202 Collected.

MATERIAL CODES: **AG** = Amber Glass; **CG** = Clear Glass; **HDPE** = High Density Polyethylene; **LDPE** = Low Density Polyethylene; **PP** = Polypropylene; **S** = Silicone; **T** = Teflon; **O** = Other (Specify)

SAMPLING EQUIPMENT CODES: **APP** = After (Through) Peristaltic Pump; **B** = Bailer; **BP** = Bladder Pump; **ESP** = Electric Submersible Pump; **RFPP** = Reverse Flow Peristaltic Pump; **SM** = Straw Method (Tubing Gravity Drain); **O** = Other (Specify)

GROUNDWATER SAMPLING LOG

SITE NAME: 2020-L1-2448 Incident	SITE LOCATION: Huntersville, NC	PROJECT NUMBER: 60674226	WELL NAME: MW-81	DATE: 2/1/22
WELL DIAMETER (inches): 2	TUBING DIAMETER (inches):	WELL SCREEN INTERVAL DEPTH: 17 ft. to 47 ft.	DEPTH TO WATER (feet): 42.25	PUMP TYPE OR BAILER: Bailer

1 WELL VOLUME = (TD-DTW) x WELL CAPACITY
(47 ft. - 42.25 ft.) x 0.163 gal./ft. = 0.77 gallons

3 WELL VOLUMES = 1 WELL VOLUME X 3
0.77 gallons x 3 = 2.32 gallons

PUMP DEPTH IN WELL (feet):	PURGING INITIATED AT: 1500	PURGING ENDED AT: 1510	TOTAL VOLUME PURGED (gallons): 2.3

EQUIPMENT INFORMATION WATER QUALITY METER — MAKE/MODEL: YSI Pro — SERIAL #:

EQUIPMENT INFORMATION OIL/WATER INTERFACE PROBE — MAKE/MODEL: Huron H01-1 — SERIAL #:

TIME	VOLUME PURGED (gallons)	PURGE RATE (gpm)	DEPTH TO WATER (feet)	TEMP. (°C)	DO (mg/L)	COND. (µS/cm)	pH (standard units)	ORP (mV)	TURB. (NTU)	COLOR (describe)	ODOR (describe)
STABILIZATION CRITERIA:			<0.3 ft. drawdown	within 3%	within 10% or <0.5 mg/L	within 3%	±0.1 unit	±10 mV	within 10% or <5 NTU	--	--
1500	0.77			16.3	7.36	199.5	6.33	114.1	>1000	Brown	no
1505	1.54			16.2	6.84	202.2	6.32	116.5	>1100	"	"
1510	2.32			16.2	6.50	205.1	6.30	118.4	>1100	"	"

WELL CAPACITY (Gallons Per Foot): 0.75" = 0.02; 1" = 0.04; 1.25" = 0.06; 2" = 0.16; 3" = 0.37; 4" = 0.65; 5" = 1.02; 6" = 1.47; 12" = 5.88

SAMPLING DATA

SAMPLED BY (PRINT) / AFFILIATION: Jim Dimitroff / AECOM	SAMPLER(S) SIGNATURE(S):	SAMPLE TIME: 1515
PUMP OR TUBING DEPTH IN WELL (feet): N/A	TUBING MATERIAL CODE: N/A	FIELD-FILTERED: Y (N) Filtration Equipment Type: -- FILTER SIZE: -- µm
FIELD DECONTAMINATION: PUMP Y (N)	TUBING Y (N) (replaced)	DUPLICATE: Y (N)

SAMPLE CONTAINER SPECIFICATION				SAMPLE PRESERVATION (including wet ice)					
SAMPLE ID CODE	# CONTAINERS	MATERIAL CODE	VOLUME	PRESERVATIVE USED	TOTAL VOL ADDED IN FIELD (mL)	FINAL pH	INTENDED ANALYSIS AND/OR METHOD	SAMPLING EQUIPMENT CODE	SAMPLE PUMP FLOW RATE (gal per minute)
MW-81	4	AG	40 mL	HCl	40 mL x 4	6.30	6200	B	
"	3	AG	40 mL	HCl	40 mL x 3	"	VPH	"	
"	1	PP	250 mL	HNO_3	250 mL	"	Lead by 6010	"	

REMARKS:

MATERIAL CODES: AG = Amber Glass; CG = Clear Glass; HDPE = High Density Polyethylene; LDPE = Low Density Polyethylene; PP = Polypropylene; S = Silicone; T = Teflon; O = Other (Specify)

SAMPLING EQUIPMENT CODES: APP = After (Through) Peristaltic Pump; B = Bailer; BP = Bladder Pump; ESP = Electric Submersible Pump; RFPP = Reverse Flow Peristaltic Pump; SM = Straw Method (Tubing Gravity Drain); O = Other (Specify)

GROUNDWATER SAMPLING LOG

SITE NAME: 2020-L1-2448 Incident	SITE LOCATION: Huntersville, NC	PROJECT NUMBER: 60674226	WELL NAME: MW-81D	DATE: 7/1/22
WELL DIAMETER (inches): 2	TUBING DIAMETER (inches): 3/8	WELL SCREEN INTERVAL DEPTH: 93 ft. to 103 ft.	DEPTH TO WATER (feet): 47.84	PUMP TYPE OR BAILER: Monsoon

1 WELL VOLUME = (TD-DTW) x WELL CAPACITY

(113 ft. - 47.84 ft.) x 0.16 gal./ft. = 10.43 gallons

3 WELL VOLUMES = 1 WELL VOLUME X 3

10.43 gallons x 3 = 31.29 gallons

PUMP DEPTH IN WELL (feet): 105	PURGING INITIATED AT: 1130	PURGING ENDED AT: 1205	TOTAL VOLUME PURGED (gallons): 3.5

EQUIPMENT INFORMATION WATER QUALITY METER — MAKE/MODEL: YSI Pro — SERIAL #:

EQUIPMENT INFORMATION OIL/WATER INTERFACE PROBE — MAKE/MODEL: Heron H.oil — SERIAL #:

TIME	VOLUME PURGED (gallons)	PURGE RATE (gpm)	DEPTH TO WATER (feet)	TEMP. (°C)	DO (mg/L)	COND. (µS/cm)	pH (standard units)	ORP (mV)	TURB. (NTU)	COLOR (describe)	ODOR (describe)
STABILIZATION CRITERIA:			<0.3 ft. drawdown	within 3%	within 10% or <0.5 mg/L	within 3%	±0.1 unit	±10 mV	within 10% or <5 NTU	--	--
1130	0	0.1	51.84	15.9	3.13	220.3	8.55	107.6	13.45	Clear	No
1135	0.5		52.18	16.2	1.77	224.3	8.44	103.5	14.58		
1140	1		52.31	16.1	0.77	224.5	8.42	102.6	12.41		
1145	1.5		52.51	16.5	0.59	226.6	8.41	104.0	10.83		
1150	2		52.78	16.5	0.51	226.5	8.41	103.4	9.43		
1155	2.5		52.98	16.5	0.37	226.4	8.42	103.2	7.66		
1200	3		53.33	16.4	0.37	226.2	8.42	103.1	6.94		
1205	3.5		53.53	16.4	0.38	226.2	8.42	103.3	7.03		

WELL CAPACITY (Gallons Per Foot): 0.75" = 0.02; 1" = 0.04; 1.25" = 0.06; 2" = 0.16; 3" = 0.37; 4" = 0.65; 5" = 1.02; 6" = 1.47; 12" = 5.88

SAMPLING DATA

SAMPLED BY (PRINT) / AFFILIATION: Jim Dimitroff / AECOM	SAMPLER(S) SIGNATURE(S):	SAMPLE TIME: 1210
PUMP OR TUBING DEPTH IN WELL (feet): 105	TUBING MATERIAL CODE: LDPE	FIELD-FILTERED: Y (N) Filtration Equipment Type: -- FILTER SIZE: -- µm
FIELD DECONTAMINATION: PUMP (Y) N	TUBING Y (N replaced)	DUPLICATE: Y (N)

SAMPLE CONTAINER SPECIFICATION				SAMPLE PRESERVATION (including wet ice)					
SAMPLE ID CODE	# CONTAINERS	MATERIAL CODE	VOLUME	PRESERVATIVE USED	TOTAL VOL ADDED IN FIELD (mL)	FINAL pH	INTENDED ANALYSIS AND/OR METHOD	SAMPLING EQUIPMENT CODE	SAMPLE PUMP FLOW RATE (gal per minute)
MW-81D	4	AG	40 mL	HCl	40 mL x 4	8.42	6200	ESP	0.1
"	3	AG	40 mL	HCl	40 mL x 3	"	VPH	"	"
"	1	PP	250 mL	HNO_3	250 mL	"	Lead by 6010	"	"

REMARKS:

MATERIAL CODES: AG = Amber Glass; CG = Clear Glass; HDPE = High Density Polyethylene; LDPE = Low Density Polyethylene; PP = Polypropylene; S = Silicone; T = Teflon; O = Other (Specify)

SAMPLING EQUIPMENT CODES: APP = After (Through) Peristaltic Pump; B = Bailer; BP = Bladder Pump; ESP = Electric Submersible Pump; RFPP = Reverse Flow Peristaltic Pump; SM = Straw Method (Tubing Gravity Drain); O = Other (Specify)

GROUNDWATER SAMPLING LOG

SITE NAME: 2020-L1-2448 Incident	SITE LOCATION: Huntersville, NC	PROJECT NUMBER: 60674226	WELL NAME: MW-82	DATE: 2/1/22
WELL DIAMETER (inches): 2	TUBING DIAMETER (inches): "	WELL SCREEN INTERVAL DEPTH: 14 ft. to 39 ft.	DEPTH TO WATER (feet): 36.00	PUMP TYPE OR BAILER: Bailer

1 WELL VOLUME = (TD-DTW) x WELL CAPACITY
(39 ft. - 36 ft.) x 0.163 gal./ft. = 0.489 gallons

3 WELL VOLUMES = 1 WELL VOLUME X 3
0.489 gallons x 3 = 1.5 gallons

PUMP DEPTH IN WELL (feet): N/A	PURGING INITIATED AT: 1540	PURGING ENDED AT: 1550	TOTAL VOLUME PURGED (gallons): 1.5

EQUIPMENT INFORMATION WATER QUALITY METER — MAKE/MODEL: YSI Pro — SERIAL #:

EQUIPMENT INFORMATION OIL/WATER INTERFACE PROBE — MAKE/MODEL: Heron H.O.I — SERIAL #:

TIME	VOLUME PURGED (gallons)	PURGE RATE (gpm)	DEPTH TO WATER (feet)	TEMP. (°C)	DO (mg/L)	COND. (µS/cm)	pH (standard units)	ORP (mV)	TURB. (NTU)	COLOR (describe)	ODOR (describe)
STABILIZATION CRITERIA:			<0.3 ft. drawdown	within 3%	within 10% or <0.5 mg/L	within 3%	±0.1 unit	±10 mV	within 10% or <5 NTU	--	--
1540	0.5			16.1	5.11	134.10	6.52	118.6	>1106	Brown	NO
1545	1			16.0	6.67	110.9	6.37	115.6	>1100	"	"
1550	1.5			16.2	6.83	121.3	6.42	110.2	>1100	"	"

WELL CAPACITY (Gallons Per Foot): 0.75" = 0.02; 1" = 0.04; 1.25" = 0.06; 2" = 0.16; 3" = 0.37; 4" = 0.65; 5" = 1.02; 6" = 1.47; 12" = 5.88

SAMPLING DATA

SAMPLED BY (PRINT) / AFFILIATION: Jim Dimitrof / AECOM	SAMPLER(S) SIGNATURE(S):	SAMPLE TIME: 1555
PUMP OR TUBING DEPTH IN WELL (feet): —	TUBING MATERIAL CODE: —	FIELD-FILTERED: Y (N) Filtration Equipment Type: -- FILTER SIZE: — µm
FIELD DECONTAMINATION: PUMP Y (N)	TUBING Y (N (replaced))	DUPLICATE: Y (N)

SAMPLE CONTAINER SPECIFICATION				SAMPLE PRESERVATION (including wet ice)					
SAMPLE ID CODE	# CONTAINERS	MATERIAL CODE	VOLUME	PRESERVATIVE USED	TOTAL VOL ADDED IN FIELD (mL)	FINAL pH	INTENDED ANALYSIS AND/OR METHOD	SAMPLING EQUIPMENT CODE	SAMPLE PUMP FLOW RATE (gal per minute)
MW-82	4	AG	40 mL	HCl	40 mL x 4	6.42	6200	B	
"	3	AG	40 mL	HCl	40 mL x 3	"	VPH	"	
"	1	PP	250 mL	HNO_3	250 mL	"	Lead by 6010	"	

REMARKS:

MATERIAL CODES: AG = Amber Glass; CG = Clear Glass; HDPE = High Density Polyethylene; LDPE = Low Density Polyethylene; PP = Polypropylene; S = Silicone; T = Teflon; O = Other (Specify)

SAMPLING EQUIPMENT CODES: APP = After (Through) Peristaltic Pump; B = Bailer; BP = Bladder Pump; ESP = Electric Submersible Pump; RFPP = Reverse Flow Peristaltic Pump; SM = Straw Method (Tubing Gravity Drain); O = Other (Specify)

GROUNDWATER SAMPLING LOG

SITE NAME: 2020-L1-2448 Incident	SITE LOCATION: Huntersville, NC	PROJECT NUMBER: 60674226	WELL NAME: MW-83	DATE: 2/1/22

WELL DIAMETER (inches): 4	TUBING DIAMETER (inches): 3/8	WELL SCREEN INTERVAL DEPTH: 24.20 ft. to 44.20 ft.	DEPTH TO WATER (feet): 33.62	PUMP TYPE OR BAILER: ESP

1 WELL VOLUME = (TD-DTW) x WELL CAPACITY
(44.20 ft. - 33.62 ft.) x 0.65 gal./ft. = 6.9 gallons

3 WELL VOLUMES = 1 WELL VOLUME X 3
6.9 gallons x 3 = 20.7 gallons

PUMP DEPTH IN WELL (feet): 42	PURGING INITIATED AT: 1330	PURGING ENDED AT: 1425	TOTAL VOLUME PURGED (gallons): 5.0

EQUIPMENT INFORMATION WATER QUALITY METER — MAKE/MODEL: YSI/Pro SERIAL #: 19J103974

EQUIPMENT INFORMATION OIL/WATER INTERFACE PROBE — MAKE/MODEL: Heron/H.Oil SERIAL #: 01-7819

TIME	VOLUME PURGED (gallons)	PURGE RATE (gpm)	DEPTH TO WATER (feet)	TEMP. (°C)	DO (mg/L)	COND. (µS/cm)	pH (standard units)	ORP (mV)	TURB. (NTU)	COLOR (describe)	ODOR (describe)
STABILIZATION CRITERIA:			<0.3 ft. drawdown	within 3%	within 10% or <0.5 mg/L	within 3%	±0.1 unit	±10 mV	within 10% or <5 NTU	--	--
1330	0.2		33.68	17.7	5.79	92.3	6.29	274.6	150.6	Clear	None
1335	0.8		33.65	17.6	5.20	95.1	6.30	252.5	794.4	Cloudy	None
1340	1.2		33.65	17.9	4.82	92.5	6.29	238.5	498.8	Sl. Cloudy	None
1345	1.6		33.65	18.2	5.00	90.0	6.28	240.1	369.8	"	"
1350	2.0		33.65	18.3	5.18	88.4	6.27	246.9	316.1	"	"
1355	2.4		33.65	18.3	5.02	87.8	6.27	249.4	337.1	"	"
1400	2.8		33.65	18.5	5.21	87.0	6.27	256.2	169.7	"	"
1405	3.3		33.65	18.5	5.18	86.8	6.27	259.8	125.7	Clear	None
1410	3.7		33.65	18.1	5.29	85.1	6.27	266.1	132.1	"	"
1415	4.2		33.65	17.9	5.93	84.9	6.26	272.4	126.9	"	"
1420	4.6		33.65	18.0	5.96	85.2	6.26	274.3	118.0	"	"
1425	5.0		33.65	18.1	5.95	85.2	6.26	272.8	129.7	"	"

WELL CAPACITY (Gallons Per Foot): **0.75"** = 0.02; **1"** = 0.04; **1.25"** = 0.06; **2"** = 0.16; **3"** = 0.37; **4"** = 0.65; **5"** = 1.02; **6"** = 1.47; **12"** = 5.88

SAMPLING DATA

SAMPLED BY (PRINT) / AFFILIATION: Tim Dickey/AECOM	SAMPLER(S) SIGNATURE(S):	SAMPLE TIME: 1435

PUMP OR TUBING DEPTH IN WELL (feet): 42	TUBING MATERIAL CODE: LDPE	FIELD-FILTERED: Y (N) Filtration Equipment Type: --	FILTER SIZE: -- µm

FIELD DECONTAMINATION: PUMP (Y) N TUBING Y (N replaced) DUPLICATE: Y (N)

SAMPLE CONTAINER SPECIFICATION				SAMPLE PRESERVATION (including wet ice)			INTENDED ANALYSIS AND/OR METHOD	SAMPLING EQUIPMENT CODE	SAMPLE PUMP FLOW RATE (gal per minute)
SAMPLE ID CODE	# CONTAINERS	MATERIAL CODE	VOLUME	PRESERVATIVE USED	TOTAL VOL ADDED IN FIELD (mL)	FINAL pH			
MW-83	4	AG	40 mL	HCl	40 mL x 4	6.26	6200	ESP	
"	3	AG	40 mL	HCl	40 mL x 3	"	VPH	"	
"	1	PP	250 mL	HNO_3	250 mL	"	Lead by 6010	"	

REMARKS:

MATERIAL CODES: **AG** = Amber Glass; **CG** = Clear Glass; **HDPE** = High Density Polyethylene; **LDPE** = Low Density Polyethylene; **PP** = Polypropylene; **S** = Silicone; **T** = Teflon; **O** = Other (Specify)

SAMPLING EQUIPMENT CODES: **APP** = After (Through) Peristaltic Pump; **B** = Bailer; **BP** = Bladder Pump; **ESP** = Electric Submersible Pump; **RFPP** = Reverse Flow Peristaltic Pump; **SM** = Straw Method (Tubing Gravity Drain); **O** = Other (Specify)

GROUNDWATER SAMPLING LOG

SITE NAME: 2020-L1-2448 Incident	SITE LOCATION: Huntersville, NC	PROJECT NUMBER: 60674226	WELL NAME: MW-84	DATE: 2/1/22

WELL DIAMETER (inches): 4	TUBING DIAMETER (inches): 3/8	WELL SCREEN INTERVAL DEPTH: 16.37 ft. to 36.37 ft.	DEPTH TO WATER (feet): 32.20	PUMP TYPE OR BAILER: ESP

1 WELL VOLUME = (TD-DTW) x WELL CAPACITY

(36.27 ft. - 32.20 ft.) x 0.65 gal./ft. = 2.7 gallons

3 WELL VOLUMES = 1 WELL VOLUME X 3

2.7 gallons x 3 = 8.1 gallons

PUMP DEPTH IN WELL (feet): 35	PURGING INITIATED AT: 1505	PURGING ENDED AT: 1545	TOTAL VOLUME PURGED (gallons): 2.8

EQUIPMENT INFORMATION WATER QUALITY METER — MAKE/MODEL: YSI / Pro — SERIAL #: 19J10 3974

EQUIPMENT INFORMATION OIL/WATER INTERFACE PROBE — MAKE/MODEL: Heron / H.Oil — SERIAL #: 01-7819

TIME	VOLUME PURGED (gallons)	PURGE RATE (gpm)	DEPTH TO WATER (feet)	TEMP. (°C)	DO (mg/L)	COND. (µS/cm)	pH (standard units)	ORP (mV)	TURB. (NTU)	COLOR (describe)	ODOR (describe)
STABILIZATION CRITERIA:			<0.3 ft. drawdown	within 3%	within 10% or <0.5 mg/L	within 3%	±0.1 unit	±10 mV	within 10% or <5 NTU	--	--
1505	0.2		32.20	16.6	0.75	177.7	6.09	177.7	315.7	Sl.Cloudy	None
1510	0.5		32.28	16.7	0.33	182.7	6.09	133.2	408.7		
1515	0.8		32.29	16.5	0.29	182.4	6.10	122.0	456.2		
1520	1.1		32.30	16.6	0.29	182.1	6.09	115.9	460.0		
1525	1.4		32.30	16.9	0.28	182.4	6.08	112.8	496.3		
1530	1.8		32.32	17.5	0.24	183.1	6.07	111.9	175.7		
1535	2.1		32.32	17.8	0.26	183.9	6.07	112.0	260.2		
1540	2.4		32.34	17.9	0.23	184.4	6.06	111.1	249.1		
1545	2.8		32.35	18.1	0.24	184.2	6.06	111.2	257.9		

WELL CAPACITY (Gallons Per Foot): **0.75"** = 0.02; **1"** = 0.04; **1.25"** = 0.06; **2"** = 0.16; **3"** = 0.37; **4"** = 0.65; **5"** = 1.02; **6"** = 1.47; **12"** = 5.88

SAMPLING DATA

SAMPLED BY (PRINT) / AFFILIATION: Tim Dickey / AECOM	SAMPLER(S) SIGNATURE(S):	SAMPLE TIME: 1550

PUMP OR TUBING DEPTH IN WELL (feet): 35	TUBING MATERIAL CODE: LDPE	FIELD-FILTERED: Y (N) Filtration Equipment Type: --	FILTER SIZE: -- µm

FIELD DECONTAMINATION: PUMP (Y) N TUBING Y (N (replaced)) DUPLICATE: Y (N)

SAMPLE CONTAINER SPECIFICATION				SAMPLE PRESERVATION (including wet ice)			INTENDED ANALYSIS AND/OR METHOD	SAMPLING EQUIPMENT CODE	SAMPLE PUMP FLOW RATE (gal per minute)
SAMPLE ID CODE	# CONTAINERS	MATERIAL CODE	VOLUME	PRESERVATIVE USED	TOTAL VOL ADDED IN FIELD (mL)	FINAL pH			
MW-84	4	AG	40 mL	HCl	40 mL x 4	6.06	6200	ESP	
"	3	AG	40 mL	HCl	40 mL x 3	"	VPH	"	
"	1	PP	250 mL	HNO_3	250 mL	"	Lead by 6010	"	

REMARKS:

MATERIAL CODES: **AG** = Amber Glass; **CG** = Clear Glass; **HDPE** = High Density Polyethylene; **LDPE** = Low Density Polyethylene; **PP** = Polypropylene; **S** = Silicone; **T** = Teflon; **O** = Other (Specify)

SAMPLING EQUIPMENT CODES: **APP** = After (Through) Peristaltic Pump; **B** = Bailer; **BP** = Bladder Pump; **ESP** = Electric Submersible Pump; **RFPP** = Reverse Flow Peristaltic Pump; **SM** = Straw Method (Tubing Gravity Drain); **O** = Other (Specify)

GROUNDWATER SAMPLING LOG

SITE NAME: 2020-L1-2448 Incident	SITE LOCATION: Huntersville, NC	PROJECT NUMBER: 60674226	WELL NAME: MW-86	DATE: 2/1/2022

WELL DIAMETER (inches): 2	TUBING DIAMETER (inches): 3/8	WELL SCREEN INTERVAL DEPTH: 15.77 ft. to 45.77 ft.	DEPTH TO WATER (feet): 34.77	PUMP TYPE OR BAILER: MONSOON

1 WELL VOLUME = (TD-DTW) x WELL CAPACITY

(45.77 ft. - 34.77 ft.) x 0.16 gal./ft. = 1.76 gallons

3 WELL VOLUMES = 1 WELL VOLUME X 3

1.76 gallons x 3 = 5.28 gallons

PUMP DEPTH IN WELL (feet): 40	PURGING INITIATED AT: 1030	PURGING ENDED AT: 1150	TOTAL VOLUME PURGED (gallons): 5

EQUIPMENT INFORMATION WATER QUALITY METER	MAKE/MODEL:	SERIAL #:
EQUIPMENT INFORMATION OIL/WATER INTERFACE PROBE	MAKE/MODEL:	SERIAL #:

TIME	VOLUME PURGED (gallons)	PURGE RATE (gpm)	DEPTH TO WATER (feet)	TEMP. (°C)	DO (mg/L)	COND. (µS/cm)	pH (standard units)	ORP (mV)	TURB. (NTU)	COLOR (describe)	ODOR (describe)
STABILIZATION CRITERIA:			<0.3 ft. drawdown	within 3%	within 10% or <0.5 mg/L	within 3%	±0.1 unit	±10 mV	within 10% or <5 NTU	--	--
1030	0.5	0.1	40.0	15.4	7.32	157.8	6.56	237.9	937.3	light brown	none
1035	1.0	0.1	40.0	16.0	6.50	155.9	6.24	256.4	737.9	light brn	none
1050	1.5	0.1	34.78	16.2	8.82	157.7	6.24	255.1	278.2	light brn.	none
1055	2.0	0.1	34.82	16.6	8.07	159.6	6.22	252.5	366.9	light brn.	none
1100	2.5	0.1	34.91	16.8	7.93	160.6	6.21	250.6	494.8	light brn.	none
1105	3.0	0.1	34.86	16.9	8.11	160.5	6.19	252.0	818.1	light brn.	none
1110	3.5	0.1	34.87	16.9	8.01	160.4	6.18	253.6	788.5	v lgt brn	none
1115	4.0	0.1	34.87	16.9	7.71	160.8	6.17	247.6	201.4	v lgt brn.	none
1120	4.5	0.1	34.87	16.9	7.49	161.0	6.17	239.4	95.80	clear/cldy	none
1125	5.0	0.1	34.87	17.0	7.53	161.3	6.16	232.7	104.20	clear	none

WELL CAPACITY (Gallons Per Foot): **0.75"** = 0.02; **1"** = 0.04; **1.25"** = 0.06; **2"** = 0.16; **3"** = 0.37; **4"** = 0.65; **5"** = 1.02; **6"** = 1.47; **12"** = 5.88

SAMPLING DATA

SAMPLED BY (PRINT) / AFFILIATION: Erica Duncan	SAMPLER(S) SIGNATURE(S):	SAMPLE TIME: 1200
PUMP OR TUBING DEPTH IN WELL (feet): 40.0	TUBING MATERIAL CODE: LDPE	FIELD-FILTERED: Y (N) Filtration Equipment Type: -- FILTER SIZE: -- µm
FIELD DECONTAMINATION: PUMP (⊗) N	TUBING Y (N replaced)	DUPLICATE: (Y) N

SAMPLE CONTAINER SPECIFICATION				SAMPLE PRESERVATION (including wet ice)			INTENDED ANALYSIS AND/OR METHOD	SAMPLING EQUIPMENT CODE	SAMPLE PUMP FLOW RATE (gal per minute)
SAMPLE ID CODE	# CONTAINERS	MATERIAL CODE	VOLUME	PRESERVATIVE USED	TOTAL VOL ADDED IN FIELD (mL)	FINAL pH			
MW-	4	AG	40 mL	HCl	40 mL x 4	6.16	6200	ESP	0.1
MW-	3	AG	40 mL	HCl	40 mL x 3	6.16	VPH	ESP	0.1
MW-	1	PP	250 mL	HNO_3	250 mL	6.16	Lead by 6010	ESP	0.1

REMARKS: HAD TO RECONFIGURE SETUP AT 1035. PURGED UNTIL 5.28 G.

MATERIAL CODES: **AG** = Amber Glass; **CG** = Clear Glass; **HDPE** = High Density Polyethylene; **LDPE** = Low Density Polyethylene; **PP** = Polypropylene; **S** = Silicone; **T** = Teflon; **O** = Other (Specify)

SAMPLING EQUIPMENT CODES: **APP** = After (Through) Peristaltic Pump; **B** = Bailer; **BP** = Bladder Pump; **ESP** = Electric Submersible Pump; **RFPP** = Reverse Flow Peristaltic Pump; **SM** = Straw Method (Tubing Gravity Drain); **O** = Other (Specify)

GROUNDWATER SAMPLING LOG

SITE NAME: 2020-L1-2448 Incident	SITE LOCATION: Huntersville, NC	PROJECT NUMBER: 60674226	WELL NAME: MW-87	DATE: 02/02/22

WELL DIAMETER (inches): 4	TUBING DIAMETER (inches): 3/8"	WELL SCREEN INTERVAL DEPTH: 38.04 ft. to 58.04 ft.	DEPTH TO WATER (feet): 50.26	PUMP TYPE OR BAILER: Monsoon YL

1 WELL VOLUME = (TD-DTW) x WELL CAPACITY
(58.04 ft. - 50.26 ft.) x 0.65 gal./ft. = 5.06 gallons

3 WELL VOLUMES = 1 WELL VOLUME X 3
5.06 gallons x 3 = 15.17 gallons

PUMP DEPTH IN WELL (feet): 55.26	PURGING INITIATED AT: 1300	PURGING ENDED AT: 1335	TOTAL VOLUME PURGED (gallons): 3.5

EQUIPMENT INFORMATION WATER QUALITY METER — MAKE/MODEL: YSI PRO+/Quatro — SERIAL #: 17C1016605

EQUIPMENT INFORMATION OIL/WATER INTERFACE PROBE — MAKE/MODEL: H.Oil oil/water interface — SERIAL #: 01-8345

TIME	VOLUME PURGED (gallons)	PURGE RATE (gpm)	DEPTH TO WATER (feet)	TEMP. (°C)	DO (mg/L)	COND. (µS/cm)	pH (standard units)	ORP (mV)	TURB. (NTU)	COLOR (describe)	ODOR (describe)
STABILIZATION CRITERIA:			<0.3 ft. drawdown	within 3%	within 10% or <0.5 mg/L	within 3%	±0.1 unit	±10 mV	within 10% or <5 NTU	--	--
1310	1.0	0.1	51.17	16.3	9.30	371.9	5.21	149.9	88.9	cloudy	None
1315	1.5	↓	51.30	16.9	5.21	403.5	5.27	190.3	53.1	clear	↓
1320	2.0		51.26	16.8	5.00	332.8	6.70	50.9	20.3	↓	
1325	2.5		51.22	17.2	1.96	271.9	6.66	57.9	16.8		
1330	3.0		51.24	17.2	1.98	275.3	6.69	60.2	14.0		
1335	3.5	↓	51.24	17.2	2.03	275.3	6.60	62.1	10.5	↓	↓

WELL CAPACITY (Gallons Per Foot): **0.75"** = 0.02; **1"** = 0.04; **1.25"** = 0.06; **2"** = 0.16; **3"** = 0.37; **4"** = 0.65; **5"** = 1.02; **6"** = 1.47; **12"** = 5.88

SAMPLING DATA

SAMPLED BY (PRINT) / AFFILIATION: Emilia Torrellas / AECOM	SAMPLER(S) SIGNATURE(S): Emilia A. Torrellas	SAMPLE TIME: 1335

PUMP OR TUBING DEPTH IN WELL (feet): 55.26	TUBING MATERIAL CODE: LDPE	FIELD-FILTERED: Y (N) Filtration Equipment Type: --	FILTER SIZE: -- µm

FIELD DECONTAMINATION: PUMP (Y) N TUBING Y (N) (replaced) DUPLICATE: Y (N)

SAMPLE CONTAINER SPECIFICATION				SAMPLE PRESERVATION (including wet ice)					
SAMPLE ID CODE	# CONTAINERS	MATERIAL CODE	VOLUME	PRESERVATIVE USED	TOTAL VOL ADDED IN FIELD (mL)	FINAL pH	INTENDED ANALYSIS AND/OR METHOD	SAMPLING EQUIPMENT CODE	SAMPLE PUMP FLOW RATE (gal per minute)
MW-87	4	AG	40 mL	HCl	40 mL x 4	6.10	6200	ESP	0.1
↓	3	AG	40 mL	HCl	40 mL x 3	↓	VPH	↓	↓
↓	1	PP	250 mL	HNO_3	250 mL	↓	Lead by 6010	↓	↓

REMARKS:
Quick recharge

MATERIAL CODES: **AG** = Amber Glass; **CG** = Clear Glass; **HDPE** = High Density Polyethylene; **LDPE** = Low Density Polyethylene; **PP** = Polypropylene; **S** = Silicone; **T** = Teflon; **O** = Other (Specify)

SAMPLING EQUIPMENT CODES: **APP** = After (Through) Peristaltic Pump; **B** = Bailer; **BP** = Bladder Pump; **ESP** = Electric Submersible Pump; **RFPP** = Reverse Flow Peristaltic Pump; **SM** = Straw Method (Tubing Gravity Drain); **O** = Other (Specify)

GROUNDWATER SAMPLING LOG

SITE NAME: 2020-L1-2448 Incident	SITE LOCATION: Huntersville, NC	PROJECT NUMBER: 60674226	WELL NAME: MW-88	DATE: 2/3/22

WELL DIAMETER (inches): 2	TUBING DIAMETER (inches): 3/8	WELL SCREEN INTERVAL DEPTH: 46.62 ft. to 66.67 ft.	DEPTH TO WATER (feet): 48.12	PUMP TYPE OR BAILER: ESP

1 WELL VOLUME = (TD-DTW) x WELL CAPACITY

(66.67 ft. - 48.12 ft.) x 0.163 gal./ft. = 3.02 gallons

3 WELL VOLUMES = 1 WELL VOLUME X 3

3.02 gallons x 3 = 9.06 gallons

PUMP DEPTH IN WELL (feet): 60	PURGING INITIATED AT: 1220	PURGING ENDED AT: 1300	TOTAL VOLUME PURGED (gallons): 4

EQUIPMENT INFORMATION WATER QUALITY METER — MAKE/MODEL: YSI/Pro SERIAL #: 19J103974

EQUIPMENT INFORMATION OIL/WATER INTERFACE PROBE — MAKE/MODEL: Heron/H.Oil SERIAL #: 01-7819

TIME	VOLUME PURGED (gallons)	PURGE RATE (gpm)	DEPTH TO WATER (feet)	TEMP. (°C)	DO (mg/L)	COND. (µS/cm)	pH (standard units)	ORP (mV)	TURB. (NTU)	COLOR (describe)	ODOR (describe)
STABILIZATION CRITERIA:			<0.3 ft. drawdown	within 3%	within 10% or <0.5 mg/L	within 3%	±0.1 unit	±10 mV	within 10% or <5 NTU	--	--
1220	0	0.1	48.34	15.5	6.64	124.8	6.42	339.4	919.2	Brown	No
1225	0.5		48.61	15.4	6.62	124.7	6.41	339.9	779.6		
1230	1		48.84	15.6	6.50	125.3	6.40	340.7	678.4		
1235	1.5		49.01	16.2	6.49	127.7	6.40	342.9	445.7		
1240	2		49.23	16.5	6.54	129.1	6.39	344.9	528.8		
1245	2.5		49.48	16.4	.51	127.4	6.39	346.4	855.7		
1250	3		49.66	16.4	6.49	126.9	6.39	349.1	738.3		
1255	3.5		49.81	16.4	6.46	126.7	6.38	353.2	651.7		
1300	4		49.93	16.4	6.49	126.6	6.38	354.4	639.2		

WELL CAPACITY (Gallons Per Foot): **0.75"** = 0.02; **1"** = 0.04; **1.25"** = 0.06; **2"** = 0.16; **3"** = 0.37; **4"** = 0.65; **5"** = 1.02; **6"** = 1.47; **12"** = 5.88

SAMPLING DATA

SAMPLED BY (PRINT) / AFFILIATION: Jim Dimitrof / AECOM	SAMPLER(S) SIGNATURE(S):	SAMPLE TIME: 1305

PUMP OR TUBING DEPTH IN WELL (feet): 60	TUBING MATERIAL CODE: LDPE	FIELD-FILTERED: Y (N) Filtration Equipment Type: --	FILTER SIZE: -- µm

FIELD DECONTAMINATION: PUMP (Y) N TUBING Y (N replaced) DUPLICATE: (Y) N

SAMPLE CONTAINER SPECIFICATION				SAMPLE PRESERVATION (including wet ice)			INTENDED ANALYSIS AND/OR METHOD	SAMPLING EQUIPMENT CODE	SAMPLE PUMP FLOW RATE (gal per minute)
SAMPLE ID CODE	# CONTAINERS	MATERIAL CODE	VOLUME	PRESERVATIVE USED	TOTAL VOL ADDED IN FIELD (mL)	FINAL pH			
MW-88	4	AG	40 mL	HCl	40 mL x 4	6.38	6200	ESP	0.1
"	3	AG	40 mL	HCl	40 mL x 3	"	VPH		"
"	1	PP	250 mL	HNO_3	250 mL	"	Lead by 6010		"

REMARKS:

MATERIAL CODES: **AG** = Amber Glass; **CG** = Clear Glass; **HDPE** = High Density Polyethylene; **LDPE** = Low Density Polyethylene; **PP** = Polypropylene; **S** = Silicone; **T** = Teflon; **O** = Other (Specify)

SAMPLING EQUIPMENT CODES: **APP** = After (Through) Peristaltic Pump; **B** = Bailer; **BP** = Bladder Pump; **ESP** = Electric Submersible Pump; **RFPP** = Reverse Flow Peristaltic Pump; **SM** = Straw Method (Tubing Gravity Drain); **O** = Other (Specify)

GROUNDWATER SAMPLING LOG

SITE NAME: 2020-L1-2448 Incident	SITE LOCATION: Huntersville, NC	PROJECT NUMBER: 60639876	WELL NAME: MW-89	DATE: 02/01/22
WELL DIAMETER (inches): 2"	TUBING DIAMETER (inches): 3/8"	WELL SCREEN INTERVAL DEPTH: 36.87 feet to 56.87 feet	DEPTH TO WATER (feet): 50.23	PUMP TYPE OR BAILER: Bladder

WELL VOLUME PURGE: **1 WELL VOLUME** = (TOTAL WELL DEPTH – STATIC DEPTH TO WATER) X WELL CAPACITY
(only fill out if applicable)
= (56.87 feet – 50.23 feet) X 0.16 gallons/foot = 1.06 gallons

PUMP DEPTH IN WELL (feet): 53.00	PURGING INITIATED AT: 1240	PURGING ENDED AT: 1325	TOTAL VOLUME PURGED (gallons): 3.18

TIME	VOLUME PURGED (gallons)	PURGE RATE (gpm)	DEPTH TO WATER (feet)	TEMP. (°C)	DO (mg/L)	COND. (µS/cm)	pH (standard units)	ORP (mV)	TURB. (NTU)	COLOR (describe)	ODOR (describe)
STABILIZATION CRITERIA:			<0.3 ft. drawdown	within 3%	within 10% or <0.5 mg/L	within 3%	±0.1 unit	±10 mV	within 10% or <5 NTU	--	--
1525	0	0.1	50.42	13.2	7.91	143.1	7.10	13.3	207.1	light brown	none
1530	0.5		50.55	13.1	7.37	145.3	7.02	20.4	315.7		
1535	1.0		51.20	14.7	4.14	144.7	6.61	22.8	825.7		
1540	1.5		51.74	14.7	4.53	138.7	6.55	25.7	714.1		
1545	2.0		52.50	14.7	4.97	135.6	6.47	30.3	493.2		
1550	2.5		52.59	14.8	4.82	134.9	6.44	31.8	515.3		
1555	3.0		52.65	14.8	4.80	134.6	6.42	32.2	500.7		

WELL CAPACITY (Gallons Per Foot): **0.75"** = 0.02; **1"** = 0.04; **1.25"** = 0.06; **2"** = 0.16; **3"** = 0.37; **4"** = 0.65; **5"** = 1.02; **6"** = 1.47; **12"** = 5.88

SAMPLING DATA

SAMPLED BY (PRINT) / AFFILIATION: Jacob Miller/AECOM	SAMPLER(S) SIGNATURE(S):	SAMPLE TIME: 1600
PUMP OR TUBING DEPTH IN WELL (feet): 51.60	TUBING MATERIAL CODE: LDPE	FIELD-FILTERED: Y (N) Filtration Equipment Type: -- FILTER SIZE: -- µm
FIELD DECONTAMINATION: PUMP (Y) N TUBING Y (N) (replaced)		DUPLICATE: Y (N)

SAMPLE CONTAINER SPECIFICATION				SAMPLE PRESERVATION (including wet ice)					
SAMPLE ID CODE	# CONTAINERS	MATERIAL CODE	VOLUME	PRESERVATIVE USED	TOTAL VOL ADDED IN FIELD (mL)	FINAL pH	INTENDED ANALYSIS AND/OR METHOD	SAMPLING EQUIPMENT CODE	SAMPLE PUMP FLOW RATE (gal per minute)
MW-89	4	AG	40 mL	HCL	40 mL x 4	4.12	6200	BP	0.22
	3	AG	40 mL	HCL	40 mL x 3		VPH		
	1	PE	250 mL	HNO_3	250 mL		Lead by 6010		

REMARKS:

MATERIAL CODES: **AG** = Amber Glass; **CG** = Clear Glass; **HDPE** = High Density Polyethylene; **LDPE** = Low Density Polyethylene; **PP** = Polypropylene; **S** = Silicone; **T** = Teflon; **O** = Other (Specify)

SAMPLING EQUIPMENT CODES: **APP** = After (Through) Peristaltic Pump; **B** = Bailer; **BP** = Bladder Pump; **ESP** = Electric Submersible Pump; **RFPP** = Reverse Flow Peristaltic Pump; **SM** = Straw Method (Tubing Gravity Drain); **O** = Other (Specify)

GROUNDWATER SAMPLING LOG

SITE NAME: 2020-L1-2448 Incident	SITE LOCATION: Huntersville, NC	PROJECT NUMBER: 60639876	WELL NAME: MW-89D	DATE: 2/1/22

WELL DIAMETER (inches): 2	TUBING DIAMETER (inches): NA	WELL SCREEN INTERVAL DEPTH: ft. to 113.31 ft.	DEPTH TO WATER (feet): 109.56	PUMP TYPE OR BAILER: Bailer

1 WELL VOLUME = (TD-DTW) x WELL CAPACITY

(113.31 ft. - 109.56 ft.) x 0.16 gal./ft. = 0.6 gallons

3 WELL VOLUMES = 1 WELL VOLUME X 3

0.6 gallons x 3 = 1.8 gallons

PUMP DEPTH IN WELL (feet): NA	PURGING INITIATED AT: 1140	PURGING ENDED AT: 1440	TOTAL VOLUME PURGED (gallons): 0.7

EQUIPMENT INFORMATION WATER QUALITY METER	MAKE/MODEL: YSI Pro + SERIAL #: 16F100209	EQUIPMENT INFORMATION OIL/WATER INTERFACE PROBE	MAKE/MODEL: Heron 300' SERIAL #:

TIME	VOLUME PURGED (gallons)	PURGE RATE (gpm)	DEPTH TO WATER (feet)	TEMP. (°C)	DO (mg/L)	COND. (µS/cm)	pH (standard units)	ORP (mV)	TURB. (NTU)	COLOR (describe)	ODOR (describe)
STABILIZATION CRITERIA:			<0.3 ft. drawdown	within 3%	within 10% or <0.5 mg/L	within 3%	±0.1 unit	±10 mV	within 10% or <5 NTU	--	--
—	—	—	—	11.3	8.62	385.5	7.91	34.7	NA	Cloudy/White	None

WELL CAPACITY (Gallons Per Foot): **0.75"** = 0.02; **1"** = 0.04; **1.25"** = 0.06; **2"** = 0.16; **3"** = 0.37; **4"** = 0.65; **5"** = 1.02; **6"** = 1.47; **12"** = 5.88

SAMPLING DATA

SAMPLED BY (PRINT) / AFFILIATION: Erik Rygol / AECOM	SAMPLER(S) SIGNATURE(S):	SAMPLE TIME: 1430
PUMP OR TUBING DEPTH IN WELL (feet): NA	TUBING MATERIAL CODE: NA	FIELD-FILTERED: Y (N) Filtration Equipment Type: -- FILTER SIZE: -- µm
FIELD DECONTAMINATION: PUMP Y (N)	TUBING Y (N (replaced))	DUPLICATE: Y (N)

SAMPLE CONTAINER SPECIFICATION				SAMPLE PRESERVATION (including wet ice)			INTENDED ANALYSIS AND/OR METHOD	SAMPLING EQUIPMENT CODE	SAMPLE PUMP FLOW RATE (gal per minute)
SAMPLE ID CODE	# CONTAINERS	MATERIAL CODE	VOLUME	PRESERVATIVE USED	TOTAL VOL ADDED IN FIELD (mL)	FINAL pH			
MW-89D	4	AG	40 mL	HCl	40 mL x 4	7.91	6200	B	NA
MW-89D	3	AG	40 mL	HCl	40 mL x 3	7.91	VPH	B	NA
MW-89D	1	PP	250 mL	HNO_3	250 mL	7.91	Lead by 6010	B	NA

REMARKS: Dry@ 0.3 gallons, Every Bailer purge PVC cuttings are in the bailer preventing the Ball valve to seal properly.

MATERIAL CODES: **AG** = Amber Glass; **CG** = Clear Glass; **HDPE** = High Density Polyethylene; **LDPE** = Low Density Polyethylene; **PP** = Polypropylene; **S** = Silicone; **T** = Teflon; **O** = Other (Specify)

SAMPLING EQUIPMENT CODES: **APP** = After (Through) Peristaltic Pump; **B** = Bailer; **BP** = Bladder Pump; **ESP** = Electric Submersible Pump; **RFPP** = Reverse Flow Peristaltic Pump; **SM** = Straw Method (Tubing Gravity Drain); **O** = Other (Specify)

GROUNDWATER SAMPLING LOG

SITE NAME: 2020-L1-2448 Incident	SITE LOCATION: Huntersville, NC	PROJECT NUMBER: 60639876	WELL NAME: MW-90DD	DATE: 2/3/22
WELL DIAMETER (inches): 2"	TUBING DIAMETER (inches): 3/8"	WELL SCREEN INTERVAL DEPTH: 186.05 feet to 196.05 feet	DEPTH TO WATER (feet): 165.81	PUMP TYPE OR BAILER: Bladder Pump

WELL VOLUME PURGE: 1 WELL VOLUME = (TOTAL WELL DEPTH – STATIC DEPTH TO WATER) X WELL CAPACITY
(only fill out if applicable)

= (186.05 feet – 165.81 feet) X 0.16 gallons/foot = gallons

PUMP DEPTH IN WELL (feet): 190	PURGING INITIATED AT: 1515	PURGING ENDED AT: 1600	TOTAL VOLUME PURGED (gallons): 0.5

TIME	VOLUME PURGED (gallons)	PURGE RATE (gpm)	DEPTH TO WATER (feet)	TEMP. (°C)	DO (mg/L)	COND. (µS/cm)	pH (standard units)	ORP (mV)	TURB. (NTU)	COLOR (describe)	ODOR (describe)
STABILIZATION CRITERIA:			<0.3 ft. drawdown	within 3%	within 10% or <0.5 mg/L	within 3%	±0.1 unit	±10 mV	within 10% or <5 NTU	--	--
1515			167.48	12.3	6.52	2523	12.20	-3.1	4.92	Clear	none
1520			168.30	12.4	6.02	2554	12.18	-2.9	7.82		
1525			169.70	12.7	5.01	2576	12.23	-3.9	4.23		
1530			171.13	13.2	3.85	2680	12.34	-4.8	6.27		
1535			172.01	14.1	3.12	2747	12.31	-6.1	5.18		
1600			172.07	15.1	1.49	2852	12.30	-12.5	11.90		

WELL CAPACITY (Gallons Per Foot): **0.75"** = 0.02; **1"** = 0.04; **1.25"** = 0.06; **2"** = 0.16; **3"** = 0.37; **4"** = 0.65; **5"** = 1.02; **6"** = 1.47; **12"** = 5.88

SAMPLING DATA

SAMPLED BY (PRINT) / AFFILIATION: Jacob Miller/AECOM	SAMPLER(S) SIGNATURE(S):	SAMPLE TIME:
PUMP OR TUBING DEPTH IN WELL (feet):	TUBING MATERIAL CODE: LDPE	FIELD-FILTERED: Y (N) Filtration Equipment Type: -- FILTER SIZE: -- µm
FIELD DECONTAMINATION: PUMP (Y) N	TUBING Y (N) (replaced)	DUPLICATE: Y (N)

SAMPLE CONTAINER SPECIFICATION				SAMPLE PRESERVATION (including wet ice)					
SAMPLE ID CODE	# CONTAINERS	MATERIAL CODE	VOLUME	PRESERVATIVE USED	TOTAL VOL ADDED IN FIELD (mL)	FINAL pH	INTENDED ANALYSIS AND/OR METHOD	SAMPLING EQUIPMENT CODE	SAMPLE PUMP FLOW RATE (gal per minute)
MW-90DD	4	AG	40 mL	HCL	40 mL x 4		6200	BP	
"	3	AG	40 mL	HCL	40 mL x 3	"	VPH	"	"
"	1	PE	250 mL	HNO_3	250 mL	"	Lead by 6010	"	"

REMARKS: Moderate recharge

MATERIAL CODES: **AG** = Amber Glass; **CG** = Clear Glass; **HDPE** = High Density Polyethylene; **LDPE** = Low Density Polyethylene; **PP** = Polypropylene; **S** = Silicone; **T** = Teflon; **O** = Other (Specify)

SAMPLING EQUIPMENT CODES: **APP** = After (Through) Peristaltic Pump; **B** = Bailer; **BP** = Bladder Pump; **ESP** = Electric Submersible Pump; **RFPP** = Reverse Flow Peristaltic Pump; **SM** = Straw Method (Tubing Gravity Drain); **O** = Other (Specify)

GROUNDWATER SAMPLING LOG

SITE NAME: 2020-L1-2448 Incident	SITE LOCATION: Huntersville, NC	PROJECT NUMBER: 60674226	WELL NAME: MW-90DD	DATE: 02/04/22

WELL DIAMETER (inches): 2	TUBING DIAMETER (inches): N/A	WELL SCREEN INTERVAL DEPTH: 186.05 ft. to 196.05 ft.	DEPTH TO WATER (feet): 174.24	PUMP TYPE OR BAILER: Bailer

1 WELL VOLUME = (TD-DTW) x WELL CAPACITY

(196.05 ft. - 174.24 ft.) x 0.16 gal./ft. = 3.48 gallons

3 WELL VOLUMES = 1 WELL VOLUME X 3

3.48 gallons x 3 = 10.44 gallons

PUMP DEPTH IN WELL (feet): N/A	PURGING INITIATED AT: 1000	PURGING ENDED AT: 1100	TOTAL VOLUME PURGED (gallons): 3.5

EQUIPMENT INFORMATION WATER QUALITY METER	MAKE/MODEL: YSI Pro Plus	SERIAL #: 15C101918
EQUIPMENT INFORMATION OIL/WATER INTERFACE PROBE	MAKE/MODEL: Heron H.Oil	SERIAL #: 01-5785

TIME	VOLUME PURGED (gallons)	PURGE RATE (gpm)	DEPTH TO WATER (feet)	TEMP. (°C)	DO (mg/L)	COND. (µS/cm)	pH (standard units)	ORP (mV)	TURB. (NTU)	COLOR (describe)	ODOR (describe)
STABILIZATION CRITERIA:			<0.3 ft. drawdown	within 3%	within 10% or <0.5 mg/L	within 3%	±0.1 unit	±10 mV	within 10% or <5 NTU	--	--
1130	3.5	N/A	188.62	16.6	4.63	2790	12.34	188.2	38.01	CLOUDY	None

Mike deKozlowski 2/4/22

WELL CAPACITY (Gallons Per Foot): **0.75"** = 0.02; **1"** = 0.04; **1.25"** = 0.06; **2"** = 0.16; **3"** = 0.37; **4"** = 0.65; **5"** = 1.02; **6"** = 1.47; **12"** = 5.88

SAMPLING DATA

SAMPLED BY (PRINT) / AFFILIATION: Mike deKozlowski / AECOM	SAMPLER(S) SIGNATURE(S): Mike deKozlowski	SAMPLE TIME: 1130

PUMP OR TUBING DEPTH IN WELL (feet): N/A	TUBING MATERIAL CODE: LDPE	FIELD-FILTERED: Y (N) Filtration Equipment Type: --	FILTER SIZE: -- µm

FIELD DECONTAMINATION: PUMP (Y) N TUBING Y (N (replaced)) DUPLICATE: Y (N)

SAMPLE CONTAINER SPECIFICATION				SAMPLE PRESERVATION (including wet ice)			INTENDED ANALYSIS AND/OR METHOD	SAMPLING EQUIPMENT CODE	SAMPLE PUMP FLOW RATE (gal per minute)
SAMPLE ID CODE	# CONTAINERS	MATERIAL CODE	VOLUME	PRESERVATIVE USED	TOTAL VOL ADDED IN FIELD (mL)	FINAL pH			
MW-90DD	4	AG	40 mL	HCl	40 mL x 4	12.34	6200	B	N/A
	3	AG	40 mL	HCl	40 mL x 3		VPH		
	1	PP	250 mL	HNO_3	250 mL		Lead by 6010		

REMARKS:

1 well volume purged Dry @ 1100 Slow Recharge

MATERIAL CODES: **AG** = Amber Glass; **CG** = Clear Glass; **HDPE** = High Density Polyethylene; **LDPE** = Low Density Polyethylene; **PP** = Polypropylene; **S** = Silicone; **T** = Teflon; **O** = Other (Specify)

SAMPLING EQUIPMENT CODES: **APP** = After (Through) Peristaltic Pump; **B** = Bailer; **BP** = Bladder Pump; **ESP** = Electric Submersible Pump; **RFPP** = Reverse Flow Peristaltic Pump; **SM** = Straw Method (Tubing Gravity Drain); **O** = Other (Specify)

GROUNDWATER SAMPLING LOG

SITE NAME: 2020-L1-2448 Incident	SITE LOCATION: Huntersville, NC	PROJECT NUMBER: 60639876	WELL NAME: MW-91DD	DATE: 2/1/22

WELL DIAMETER (inches): 2	TUBING DIAMETER (inches): NA	WELL SCREEN INTERVAL DEPTH: 186.05 ft. to 196.05 ft.	DEPTH TO WATER (feet): 189.61	PUMP TYPE OR BAILER: Bailer

1 WELL VOLUME = (TD-DTW) x WELL CAPACITY

(196.05 ft. - 189.61 ft.) x 0.16 gal./ft. = 1.03 gallons

3 WELL VOLUMES = 1 WELL VOLUME X 3

1.03 gallons x 3 = 3.09 gallons

PUMP DEPTH IN WELL (feet): NA	PURGING INITIATED AT: 1030	PURGING ENDED AT: 1400	TOTAL VOLUME PURGED (gallons): 2

EQUIPMENT INFORMATION WATER QUALITY METER	MAKE/MODEL: YSI Pro +	SERIAL #:	EQUIPMENT INFORMATION OIL/WATER INTERFACE PROBE	MAKE/MODEL: Heron 300'	SERIAL #:

TIME	VOLUME PURGED (gallons)	PURGE RATE (gpm)	DEPTH TO WATER (feet)	TEMP. (°C)	DO (mg/L)	COND. (µS/cm)	pH (standard units)	ORP (mV)	TURB. (NTU)	COLOR (describe)	ODOR (describe)
STABILIZATION CRITERIA:			<0.3 ft. drawdown	within 3%	within 10% or <0.5 mg/L	within 3%	±0.1 unit	±10 mV	within 10% or <5 NTU	--	--
-	—	—	—	11.8	8.33	262.8	9.62	15.3	NA	Cloudy	None

WELL CAPACITY (Gallons Per Foot): **0.75"** = 0.02; **1"** = 0.04; **1.25"** = 0.06; **2"** = 0.16; **3"** = 0.37; **4"** = 0.65; **5"** = 1.02; **6"** = 1.47; **12"** = 5.88

SAMPLING DATA

SAMPLED BY (PRINT) / AFFILIATION: Erik Rygol / AECOM	SAMPLER(S) SIGNATURE(S):	SAMPLE TIME: 1355
PUMP OR TUBING DEPTH IN WELL (feet): NA	TUBING MATERIAL CODE: NA	FIELD-FILTERED: Y (N) Filtration Equipment Type: -- FILTER SIZE: -- µm
FIELD DECONTAMINATION: PUMP Y (N)	TUBING Y (N (replaced))	DUPLICATE: Y (N)

SAMPLE CONTAINER SPECIFICATION				SAMPLE PRESERVATION (including wet ice)			INTENDED ANALYSIS AND/OR METHOD	SAMPLING EQUIPMENT CODE	SAMPLE PUMP FLOW RATE (gal per minute)
SAMPLE ID CODE	# CONTAINERS	MATERIAL CODE	VOLUME	PRESERVATIVE USED	TOTAL VOL ADDED IN FIELD (mL)	FINAL pH			
MW-91DD	4	AG	40 mL	HCl	40 mL x 4	9.62	6200	B	NA
MW-91DD	3	AG	40 mL	HCl	40 mL x 3	9.62	VPH	B	NA
MW-91DD	1	PP	250 mL	HNO_3	250 mL	9.62	Lead by 6010	B	NA

REMARKS: Dry at 1.5 gallons (1130)

MATERIAL CODES: **AG** = Amber Glass; **CG** = Clear Glass; **HDPE** = High Density Polyethylene; **LDPE** = Low Density Polyethylene; **PP** = Polypropylene; **S** = Silicone; **T** = Teflon; **O** = Other (Specify)

SAMPLING EQUIPMENT CODES: **APP** = After (Through) Peristaltic Pump; **B** = Bailer; **BP** = Bladder Pump; **ESP** = Electric Submersible Pump; **RFPP** = Reverse Flow Peristaltic Pump; **SM** = Straw Method (Tubing Gravity Drain); **O** = Other (Specify)

GROUNDWATER SAMPLING LOG

SITE NAME: 2020-L1-2448 Incident	SITE LOCATION: Huntersville, NC	PROJECT NUMBER: 60639876	WELL NAME: MW-92	DATE: 2/3/22

WELL DIAMETER (inches): 2	TUBING DIAMETER (inches): NA	WELL SCREEN INTERVAL DEPTH: 50.13 ft. to 75.13 ft.	DEPTH TO WATER (feet): 58.91	PUMP TYPE OR BAILER: Bailer

1 WELL VOLUME = (TD-DTW) x WELL CAPACITY

(75.13 ft. - 58.91 ft.) x 0.16 gal./ft. = 2.6 gallons

3 WELL VOLUMES = 1 WELL VOLUME X 3

2.6 gallons x 3 = 7.8 gallons

PUMP DEPTH IN WELL (feet): NA	PURGING INITIATED AT: 1200	PURGING ENDED AT: 1325	TOTAL VOLUME PURGED (gallons): 8

EQUIPMENT INFORMATION WATER QUALITY METER	MAKE/MODEL: YSI Pro +	SERIAL #:	EQUIPMENT INFORMATION OIL/WATER INTERFACE PROBE	MAKE/MODEL: Heron	SERIAL #: 01-7799

TIME	VOLUME PURGED (gallons)	PURGE RATE (gpm)	DEPTH TO WATER (feet)	TEMP. (°C)	DO (mg/L)	COND. (µS/cm)	pH (standard units)	ORP (mV)	TURB. (NTU)	COLOR (describe)	ODOR (describe)
STABILIZATION CRITERIA:			<0.3 ft. drawdown	within 3%	within 10% or <0.5 mg/L	within 3%	±0.1 unit	±10 mV	within 10% or <5 NTU	--	--
Volume 1	—	—	—	12.5	8.33	105.2	6.84	70.7	NA	Cloudy	None
Volume 2	—	—	—	13.0	7.72	105.8	6.32	74.1	NA	Cloudy	None
Volume 3	—	—	—	12.6	8.57	104.5	6.35	68.7	NA	Cloudy	None

WELL CAPACITY (Gallons Per Foot): **0.75"** = 0.02; **1"** = 0.04; **1.25"** = 0.06; **2"** = 0.16; **3"** = 0.37; **4"** = 0.65; **5"** = 1.02; **6"** = 1.47; **12"** = 5.88

SAMPLING DATA

SAMPLED BY (PRINT) / AFFILIATION: Erik Rygol / AECOM	SAMPLER(S) SIGNATURE(S):	SAMPLE TIME: 1320

PUMP OR TUBING DEPTH IN WELL (feet): NA	TUBING MATERIAL CODE: NA	FIELD-FILTERED: Y (N) Filtration Equipment Type: --	FILTER SIZE: -- µm

FIELD DECONTAMINATION: PUMP Y (N) TUBING Y (N (replaced)) DUPLICATE: Y (N)

SAMPLE CONTAINER SPECIFICATION				SAMPLE PRESERVATION (including wet ice)			INTENDED ANALYSIS AND/OR METHOD	SAMPLING EQUIPMENT CODE	SAMPLE PUMP FLOW RATE (gal per minute)
SAMPLE ID CODE	# CONTAINERS	MATERIAL CODE	VOLUME	PRESERVATIVE USED	TOTAL VOL ADDED IN FIELD (mL)	FINAL pH			
MW-92	4	AG	40 mL	HCl	40 mL x 4	6.35	6200	B	NA
MW-92	3	AG	40 mL	HCl	40 mL x 3	6.35	VPH	B	NA
MW-92	1	PP	250 mL	HNO_3	250 mL	6.35	Lead by 6010	B	NA

REMARKS: High turbidity, 3well volumes Purged

MATERIAL CODES: **AG** = Amber Glass; **CG** = Clear Glass; **HDPE** = High Density Polyethylene; **LDPE** = Low Density Polyethylene; **PP** = Polypropylene; **S** = Silicone; **T** = Teflon; **O** = Other (Specify)

SAMPLING EQUIPMENT CODES: **APP** = After (Through) Peristaltic Pump; **B** = Bailer; **BP** = Bladder Pump; **ESP** = Electric Submersible Pump; **RFPP** = Reverse Flow Peristaltic Pump; **SM** = Straw Method (Tubing Gravity Drain); **O** = Other (Specify)

GROUNDWATER SAMPLING LOG

SITE NAME: 2020-L1-2448 Incident	SITE LOCATION: Huntersville, NC	PROJECT NUMBER: 60639876	WELL NAME: MW-93	DATE: 2/3/22

WELL DIAMETER (inches): 2	TUBING DIAMETER (inches): NA	WELL SCREEN INTERVAL DEPTH: 46.36 ft. to 66.36 ft.	DEPTH TO WATER (feet): 57.06	PUMP TYPE OR BAILER: Monsoon

1 WELL VOLUME = (TD-DTW) x WELL CAPACITY

(66.36 ft. - 57.06 ft.) x 0.16 gal./ft. = 1.5 gallons

3 WELL VOLUMES = 1 WELL VOLUME X 3

1.5 gallons x 3 = 4.5 gallons

PUMP DEPTH IN WELL (feet): 65	PURGING INITIATED AT: 1024	PURGING ENDED AT: 1250	TOTAL VOLUME PURGED (gallons): 2.5

EQUIPMENT INFORMATION WATER QUALITY METER	MAKE/MODEL: ysi Pro +	SERIAL #:	EQUIPMENT INFORMATION OIL/WATER INTERFACE PROBE	MAKE/MODEL: Heron	SERIAL #: 01-7799

TIME	VOLUME PURGED (gallons)	PURGE RATE (gpm)	DEPTH TO WATER (feet)	TEMP. (°C)	DO (mg/L)	COND. (µS/cm)	pH (standard units)	ORP (mV)	TURB. (NTU)	COLOR (describe)	ODOR (describe)
STABILIZATION CRITERIA:			<0.3 ft. drawdown	within 3%	within 10% or <0.5 mg/L	within 3%	±0.1 unit	±10 mV	within 10% or <5 NTU	--	--
1027	0	0.1	58.03	14.5	9.30	134.6	6.69	72.6	563.7	Cloudy	None
1032	0.5	0.1	59.32	14.5	8.27	131.7	6.69	73.71	792.8	Cloudy	None
1037	1	0.1	60.41	14.5	8.11	129.4	6.69	74.5	960.6	Cloudy	None
1043	1.5	0.1	61.35	14.5	8.04	127.9	6.68	76.2	>1100	Cloudy	None
1047	2	0.1	62.67	14.51	7.89	125.4	6.68	78.4	>1100	Cloudy	None

WELL CAPACITY (Gallons Per Foot): **0.75"** = 0.02; **1"** = 0.04; **1.25"** = 0.06; **2"** = 0.16; **3"** = 0.37; **4"** = 0.65; **5"** = 1.02; **6"** = 1.47; **12"** = 5.88

SAMPLING DATA

SAMPLED BY (PRINT) / AFFILIATION: Erik Rygol / AECOM	SAMPLER(S) SIGNATURE(S):	SAMPLE TIME: 1245

PUMP OR TUBING DEPTH IN WELL (feet): 65	TUBING MATERIAL CODE: LDPE	FIELD-FILTERED: Y (N) Filtration Equipment Type: --	FILTER SIZE: -- µm

FIELD DECONTAMINATION: PUMP Y (N) TUBING Y (N (replaced)) DUPLICATE: Y (N)

SAMPLE CONTAINER SPECIFICATION				SAMPLE PRESERVATION (including wet ice)			INTENDED ANALYSIS AND/OR METHOD	SAMPLING EQUIPMENT CODE	SAMPLE PUMP FLOW RATE (gal per minute)
SAMPLE ID CODE	# CONTAINERS	MATERIAL CODE	VOLUME	PRESERVATIVE USED	TOTAL VOL ADDED IN FIELD (mL)	FINAL pH			
MW-93	4	AG	40 mL	HCl	40 mL x 4	6.68	6200	ESP	NA
MW-93	3	AG	40 mL	HCl	40 mL x 3	6.68	VPH	ESP	NA
MW-93	1	PP	250 mL	HNO_3	250 mL	6.68	Lead by 6010	ESP	NA

REMARKS: Well Dry at 2 gal. will let recharge prior to Sampling (1100)

MATERIAL CODES: **AG** = Amber Glass; **CG** = Clear Glass; **HDPE** = High Density Polyethylene; **LDPE** = Low Density Polyethylene; **PP** = Polypropylene; **S** = Silicone; **T** = Teflon; **O** = Other (Specify)

SAMPLING EQUIPMENT CODES: **APP** = After (Through) Peristaltic Pump; **B** = Bailer; **BP** = Bladder Pump; **ESP** = Electric Submersible Pump; **RFPP** = Reverse Flow Peristaltic Pump; **SM** = Straw Method (Tubing Gravity Drain); **O** = Other (Specify)

GROUNDWATER SAMPLING LOG

SITE NAME: 2020-L1-2448 Incident	SITE LOCATION: Huntersville, NC	PROJECT NUMBER: 60674226	WELL NAME: MW-94	DATE: 2/2/22
WELL DIAMETER (inches): 2	TUBING DIAMETER (inches): 3/8	WELL SCREEN INTERVAL DEPTH: 40 ft. to 55 ft.	DEPTH TO WATER (feet): 43.28	PUMP TYPE OR BAILER: Monsoon

1 WELL VOLUME = (TD-DTW) x WELL CAPACITY
(55 ft. - 43.28 ft.) x 0.16 gal./ft. = 1.88 gallons

3 WELL VOLUMES = 1 WELL VOLUME X 3
~~0.103~~ 1.88 gallons x 3 = 5.64 gallons

PUMP DEPTH IN WELL (feet): 50	PURGING INITIATED AT: 1430	PURGING ENDED AT: 1525	TOTAL VOLUME PURGED (gallons): 5.5

EQUIPMENT INFORMATION WATER QUALITY METER — MAKE/MODEL: YSI Pro — SERIAL #:
EQUIPMENT INFORMATION OIL/WATER INTERFACE PROBE — MAKE/MODEL: Heron H.O.I — SERIAL #:

TIME	VOLUME PURGED (gallons)	PURGE RATE (gpm)	DEPTH TO WATER (feet)	TEMP. (°C)	DO (mg/L)	COND. (µS/cm)	pH (standard units)	ORP (mV)	TURB. (NTU)	COLOR (describe)	ODOR (describe)
STABILIZATION CRITERIA:			<0.3 ft. drawdown	within 3%	within 10% or <0.5 mg/L	within 3%	±0.1 unit	±10 mV	within 10% or <5 NTU	–	–
1430	0	0.1	43.39	15.5	5.66	149.4	6.39	102.4	>1100	Br	NO
1435	0.5		43.48	~~15.66~~ 15.8	5.63	149.9	6.38	105.7	921.3	↑	
1440	1		43.52	~~15.79~~ 15.9	5.61	150.3	6.36	106.3	635.4		
1445	1.5		43.53	16.0	5.54	150.7	6.36	107.1	358.7		
1450	2		43.55	16.1	5.43	150.9	6.35	108.3	221.4	light tan	
1455	2.5		43.56	16.1	5.36	151.6	6.35	109.1	194.6		
1500	3		43.59	16.1	5.31	151.9	6.35	109.6	165.4		
1505	3.5		43.61	16.1	5.29	151.8	6.34	111.3	74.81		
1510	4		43.64	16.1	5.27	151.7	6.34	112.5	44.31		
1515	4.5		43.68	16.1	5.30	151.8	6.34	111.8	28.74	Clear	
1520	5		43.70	16.1	5.25	151.6	6.34	113.8	30.23		
1525	5.5		43.71	16.2	5.23	151.7	6.34	112.6	27.31		

WELL CAPACITY (Gallons Per Foot): **0.75"** = 0.02; **1"** = 0.04; **1.25"** = 0.06; **2"** = 0.16; **3"** = 0.37; **4"** = 0.65; **5"** = 1.02; **6"** = 1.47; **12"** = 5.88

SAMPLING DATA

SAMPLED BY (PRINT) / AFFILIATION: Jim Dimitroff	SAMPLER(S) SIGNATURE(S):	SAMPLE TIME: 1536
PUMP OR TUBING DEPTH IN WELL (feet): 50	TUBING MATERIAL CODE: LDPE	FIELD-FILTERED: Y (N) Filtration Equipment Type: -- FILTER SIZE: -- µm
FIELD DECONTAMINATION: PUMP (Y) N	TUBING Y (N (replaced))	DUPLICATE: Y (N)

SAMPLE CONTAINER SPECIFICATION				SAMPLE PRESERVATION (including wet ice)					
SAMPLE ID CODE	# CONTAINERS	MATERIAL CODE	VOLUME	PRESERVATIVE USED	TOTAL VOL ADDED IN FIELD (mL)	FINAL pH	INTENDED ANALYSIS AND/OR METHOD	SAMPLING EQUIPMENT CODE	SAMPLE PUMP FLOW RATE (gal per minute)
MW-94	4	AG	40 mL	HCl	40 mL x 4	6.34	6200	ESP	0.1
↓	3	AG	40 mL	HCl	40 mL x 3	↓	VPH	↓	↓
↓	1	PP	250 mL	HNO_3	250 mL	↓	Lead by 6010	↓	↓

REMARKS:

MATERIAL CODES: **AG** = Amber Glass; **CG** = Clear Glass; **HDPE** = High Density Polyethylene; **LDPE** = Low Density Polyethylene; **PP** = Polypropylene; **S** = Silicone; **T** = Teflon; **O** = Other (Specify)

SAMPLING EQUIPMENT CODES: **APP** = After (Through) Peristaltic Pump; **B** = Bailer; **BP** = Bladder Pump; **ESP** = Electric Submersible Pump; **RFPP** = Reverse Flow Peristaltic Pump; **SM** = Straw Method (Tubing Gravity Drain); **O** = Other (Specify)

GROUNDWATER SAMPLING LOG

SITE NAME: 2020-L1-2448 Incident	SITE LOCATION: Huntersville, NC	PROJECT NUMBER: 60674226	WELL NAME: MW-95	DATE: 02/03/22

WELL DIAMETER (inches): 4	TUBING DIAMETER (inches): 3/8"	WELL SCREEN INTERVAL DEPTH: 15 ft. to 60 ft.	DEPTH TO WATER (feet): 28.7	PUMP TYPE OR BAILER: Monsoon VL

1 WELL VOLUME = (TD-DTW) x WELL CAPACITY

(60 ft. - 28.7 ft.) x 0.65 gal./ft. = 20.35 gallons

3 WELL VOLUMES = 1 WELL VOLUME X 3

20.35 gallons x 3 = 61.04 gallons

PUMP DEPTH IN WELL (feet): 33.7	PURGING INITIATED AT: 1425	PURGING ENDED AT: 1450	TOTAL VOLUME PURGED (gallons): 3.0

EQUIPMENT INFORMATION WATER QUALITY METER — MAKE/MODEL: YSI PRO+/Quatro — SERIAL #: 17C1016605

EQUIPMENT INFORMATION OIL/WATER INTERFACE PROBE — MAKE/MODEL: H.Oil oil/water interface — SERIAL #: 01-8345

TIME	VOLUME PURGED (gallons)	PURGE RATE (gpm)	DEPTH TO WATER (feet)	TEMP. (°C)	DO (mg/L)	COND. (µS/cm)	pH (standard units)	ORP (mV)	TURB. (NTU)	COLOR (describe)	ODOR (describe)
STABILIZATION CRITERIA:			<0.3 ft. drawdown	within 3%	within 10% or <0.5 mg/L	within 3%	±0.1 unit	±10 mV	within 10% or <5 NTU	--	--
1435	1.0	0.1	29.24	15.2	4.77	113.6	6.27	320.4	114.5	clear	none
1440	1.5	↓	29.00	15.2	4.47	113.3	6.27	318.4	57.9	↓	↓
1445	2.0		29.03	15.1	4.72	111.9	6.33	318.3	55.0		
1450	2.5	↓	28.95	15.1	4.80	112.2	6.33	319.0	55.9	↓	↓

WELL CAPACITY (Gallons Per Foot): **0.75"** = 0.02; **1"** = 0.04; **1.25"** = 0.06; **2"** = 0.16; **3"** = 0.37; **4"** = 0.65; **5"** = 1.02; **6"** = 1.47; **12"** = 5.88

SAMPLING DATA

SAMPLED BY (PRINT) / AFFILIATION: Emilia Torrellas / AECOM	SAMPLER(S) SIGNATURE(S): Emilia G. Torrellas	SAMPLE TIME: 1450

PUMP OR TUBING DEPTH IN WELL (feet): 33.7	TUBING MATERIAL CODE: LDPE	FIELD-FILTERED: Y (N) Filtration Equipment Type: --	FILTER SIZE: -- µm

FIELD DECONTAMINATION: PUMP (Y) N TUBING Y (N) (replaced) DUPLICATE: Y (N)

SAMPLE CONTAINER SPECIFICATION				SAMPLE PRESERVATION (including wet ice)			INTENDED ANALYSIS AND/OR METHOD	SAMPLING EQUIPMENT CODE	SAMPLE PUMP FLOW RATE (gal per minute)
SAMPLE ID CODE	# CONTAINERS	MATERIAL CODE	VOLUME	PRESERVATIVE USED	TOTAL VOL ADDED IN FIELD (mL)	FINAL pH			
MW-95	4	AG	40 mL	HCl	40 mL x 4	6.33	6200	ESP	0.1
↓	3	AG	40 mL	HCl	40 mL x 3	↓	VPH	↓	↓
↓	1	PP	250 mL	HNO_3	250 mL	↓	Lead by 6010	↓	↓

REMARKS:

Quick recharge

MATERIAL CODES: **AG** = Amber Glass; **CG** = Clear Glass; **HDPE** = High Density Polyethylene; **LDPE** = Low Density Polyethylene; **PP** = Polypropylene; **S** = Silicone; **T** = Teflon; **O** = Other (Specify)

SAMPLING EQUIPMENT CODES: **APP** = After (Through) Peristaltic Pump; **B** = Bailer; **BP** = Bladder Pump; **ESP** = Electric Submersible Pump; **RFPP** = Reverse Flow Peristaltic Pump; **SM** = Straw Method (Tubing Gravity Drain); **O** = Other (Specify)

GROUNDWATER SAMPLING LOG

SITE NAME: 2020-L1-2448 Incident	SITE LOCATION: Huntersville, NC	PROJECT NUMBER: 60674226	WELL NAME: MW-96	DATE: 02/03/22

WELL DIAMETER (inches): 4	TUBING DIAMETER (inches): 3/8"	WELL SCREEN INTERVAL DEPTH: 15 ft. to 60 ft.	DEPTH TO WATER (feet): 26.2	PUMP TYPE OR BAILER: Monsoon VL

1 WELL VOLUME = (TD-DTW) x WELL CAPACITY

(60 ft. 26.2 ft.) x 0.65 gal./ft. = 21.97 gallons

3 WELL VOLUMES = 1 WELL VOLUME X 3

21.97 gallons x 3 = 65.91 gallons

PUMP DEPTH IN WELL (feet): 31.2	PURGING INITIATED AT: 1550	PURGING ENDED AT: 1615	TOTAL VOLUME PURGED (gallons): 2.5

EQUIPMENT INFORMATION WATER QUALITY METER — MAKE/MODEL: YSI PRO+/Quatro — SERIAL #: 17C1016405

EQUIPMENT INFORMATION OIL/WATER INTERFACE PROBE — MAKE/MODEL: H.Oil oil/water interface — SERIAL #: 01-8345

TIME	VOLUME PURGED (gallons)	PURGE RATE (gpm)	DEPTH TO WATER (feet)	TEMP. (°C)	DO (mg/L)	COND. (µS/cm)	pH (standard units)	ORP (mV)	TURB. (NTU)	COLOR (describe)	ODOR (describe)
STABILIZATION CRITERIA:			<0.3 ft. drawdown	within 3%	within 10% or <0.5 mg/L	within 3%	±0.1 unit	±10 mV	within 10% or <5 NTU	--	--
1600	1.0	0.1	26.51	14.7	5.40	164.9	5.94	326.1	22.1	clear	NONE
1605	1.5	↓	21.47	15.2	5.33	166.8	5.95	325.0	10.3	↓	↓
1610	2.0		26.43	15.0	5.43	169.3	5.93	330.1	7.7		
1615	2.5	↓	21.45	15.2	5.49	169.0	5.92	334.5	2.6	↓	↓

WELL CAPACITY (Gallons Per Foot): **0.75"** = 0.02; **1"** = 0.04; **1.25"** = 0.06; **2"** = 0.16; **3"** = 0.37; **4"** = 0.65; **5"** = 1.02; **6"** = 1.47; **12"** = 5.88

SAMPLING DATA

SAMPLED BY (PRINT) / AFFILIATION: Emilia Torrellas / AECOM	SAMPLER(S) SIGNATURE(S): Emilia G. Torrellas	SAMPLE TIME: 1615

PUMP OR TUBING DEPTH IN WELL (feet): 31.2	TUBING MATERIAL CODE: LDPE	FIELD-FILTERED: Y (N) Filtration Equipment Type: --	FILTER SIZE: -- µm

FIELD DECONTAMINATION: PUMP (Y) N TUBING Y (N) (replaced) DUPLICATE: Y (N)

SAMPLE CONTAINER SPECIFICATION				SAMPLE PRESERVATION (including wet ice)			INTENDED ANALYSIS AND/OR METHOD	SAMPLING EQUIPMENT CODE	SAMPLE PUMP FLOW RATE (gal per minute)
SAMPLE ID CODE	# CONTAINERS	MATERIAL CODE	VOLUME	PRESERVATIVE USED	TOTAL VOL ADDED IN FIELD (mL)	FINAL pH			
MW-96	4	AG	40 mL	HCl	40 mL x 4	5.92	6200	ESP	0.1
↓	3	AG	40 mL	HCl	40 mL x 3	↓	VPH	↓	↓
↓	1	PP	250 mL	HNO_3	250 mL	↓	Lead by 6010	↓	↓

REMARKS:

Quick recharge

MATERIAL CODES: **AG** = Amber Glass; **CG** = Clear Glass; **HDPE** = High Density Polyethylene; **LDPE** = Low Density Polyethylene; **PP** = Polypropylene; **S** = Silicone; **T** = Teflon; **O** = Other (Specify)

SAMPLING EQUIPMENT CODES: **APP** = After (Through) Peristaltic Pump; **B** = Bailer; **BP** = Bladder Pump; **ESP** = Electric Submersible Pump; **RFPP** = Reverse Flow Peristaltic Pump; **SM** = Straw Method (Tubing Gravity Drain); **O** = Other (Specify)

GROUNDWATER SAMPLING LOG

SITE NAME: 2020-L1-2448 Incident	SITE LOCATION: Huntersville, NC	PROJECT NUMBER: 60639876	WELL NAME: MW-97D	DATE: 2/2/22
WELL DIAMETER (inches): 2"	TUBING DIAMETER (inches): 3/8"	WELL SCREEN INTERVAL DEPTH: 124.25 feet to 134.25 feet	DEPTH TO WATER (feet): 27.95	PUMP TYPE OR BAILER: Bladder Pump

WELL VOLUME PURGE: 1 WELL VOLUME = (TOTAL WELL DEPTH – STATIC DEPTH TO WATER) X WELL CAPACITY
(only fill out if applicable)
= (134.25 feet – 27.95 feet) X 0.16 gallons/foot = 17.00 gallons

PUMP DEPTH IN WELL (feet): 129.25	PURGING INITIATED AT: 935	PURGING ENDED AT: 950	TOTAL VOLUME PURGED (gallons): 1.0

TIME	VOLUME PURGED (gallons)	PURGE RATE (gpm)	DEPTH TO WATER (feet)	TEMP. (°C)	DO (mg/L)	COND. (µS/cm)	pH (standard units)	ORP (mV)	TURB. (NTU)	COLOR (describe)	ODOR (describe)
STABILIZATION CRITERIA:			<0.3 ft. drawdown	within 3%	within 10% or <0.5 mg/L	within 3%	±0.1 unit	±10 mV	within 10% or <5 NTU	--	--
0935	0	0.066	28.20	11.8	4.73	255.9	7.99	0.1	0.87	clear	none
0940	0.33	"	28.47	13.2	2.03	2609	7.44	4.6	4.72	"	"
0945	0.66	"	28.61	13.3	2.00	260.7	7.42	7.7	4.13	"	"
0950	1.0	"	28.67	13.6	1.84	259.3	7.40	8.0	4.30	"	"

WELL CAPACITY (Gallons Per Foot): **0.75"** = 0.02; **1"** = 0.04; **1.25"** = 0.06; **2"** = 0.16; **3"** = 0.37; **4"** = 0.65; **5"** = 1.02; **6"** = 1.47; **12"** = 5.88

SAMPLING DATA

SAMPLED BY (PRINT) / AFFILIATION: Jacob Miller/AECOM	SAMPLER(S) SIGNATURE(S):	SAMPLE TIME: 955
PUMP OR TUBING DEPTH IN WELL (feet): 129.25	TUBING MATERIAL CODE: LDPE	FIELD-FILTERED: Y (N) Filtration Equipment Type: -- FILTER SIZE: -- µm
FIELD DECONTAMINATION: PUMP (Y) N TUBING Y (N) (replaced)		DUPLICATE: Y (N)

SAMPLE CONTAINER SPECIFICATION				SAMPLE PRESERVATION (including wet ice)					
SAMPLE ID CODE	# CONTAINERS	MATERIAL CODE	VOLUME	PRESERVATIVE USED	TOTAL VOL ADDED IN FIELD (mL)	FINAL pH	INTENDED ANALYSIS AND/OR METHOD	SAMPLING EQUIPMENT CODE	SAMPLE PUMP FLOW RATE (gal per minute)
MW-97D	4	AG	40 mL	HCL	40 mL x 4	7.40	6200	BP	0.066
"	3	AG	40 mL	HCL	40 mL x 3	"	VPH	"	"
"	1	PE	250 mL	HNO_3	250 mL	"	Lead by 6010	"	"

REMARKS: Moderate recharge

MATERIAL CODES: **AG** = Amber Glass; **CG** = Clear Glass; **HDPE** = High Density Polyethylene; **LDPE** = Low Density Polyethylene; **PP** = Polypropylene; **S** = Silicone; **T** = Teflon; **O** = Other (Specify)

SAMPLING EQUIPMENT CODES: **APP** = After (Through) Peristaltic Pump; **B** = Bailer; **BP** = Bladder Pump; **ESP** = Electric Submersible Pump; **RFPP** = Reverse Flow Peristaltic Pump; **SM** = Straw Method (Tubing Gravity Drain); **O** = Other (Specify)

APPENDIX C

LABORATORY ANALYTICAL REPORTS

Pace Analytical Services, LLC
9800 Kincey Ave. Suite 100
Huntersville, NC 28078
(704)875-9092

January 27, 2022

Andrew Street
Apex Companies - NC
5900 Northwoods Business Pkwy
Suite 5900-0
Charlotte, NC 28269

RE: Project: 2020-L1-2448 CPC Huntersville
Pace Project No.: 92583764

Dear Andrew Street:

Enclosed are the analytical results for sample(s) received by the laboratory on January 20, 2022. The results relate only to the samples included in this report. Results reported herein conform to the applicable TNI/NELAC Standards and the laboratory's Quality Manual, where applicable, unless otherwise noted in the body of the report.

The test results provided in this final report were generated by each of the following laboratories within the Pace Network:

- Pace Analytical Services - Charlotte

If you have any questions concerning this report, please feel free to contact me.

Sincerely,

Angela M. Baioni

Angela Baioni
angela.baioni@pacelabs.com
(704)875-9092
Project Manager

Enclosures

cc: J Culbreath, Colonial Pipeline Company
Naomi Fretz, APEX Companies, LLC
Robert Hughes, Colonial Pipeline
Cameron Lee, Montrose-EPS
Jamie Moran, APEX Companies, LLC
Jeff Morrison, Colonial Pipeline Company
Tom Naumann, APEX Companies - NC
Joe Nicolette, Montrose-EPS
Kaitlyn Nootens, Apex Companies
Christopher Schultz, Apex Companies
Matt Teixeira, Apex Companies, LLC
Michael Verdon, Colonial Pipeline Company
JM Wyatt, Colonial Pipeline Company

REPORT OF LABORATORY ANALYSIS

This report shall not be reproduced, except in full,
without the written consent of Pace Analytical Services, LLC.

Pace Analytical Services, LLC
9800 Kincey Ave. Suite 100
Huntersville, NC 28078
(704)875-9092

CERTIFICATIONS

Project: 2020-L1-2448 CPC Huntersville
Pace Project No.: 92583764

Pace Analytical Services Charlotte

South Carolina Laboratory ID: 99006
9800 Kincey Ave. Ste 100, Huntersville, NC 28078
North Carolina Drinking Water Certification #: 37706
North Carolina Field Services Certification #: 5342
North Carolina Wastewater Certification #: 12
South Carolina Laboratory ID: 99006
South Carolina Certification #: 99006001
South Carolina Drinking Water Cert. #: 99006003
Florida/NELAP Certification #: E87627
Kentucky UST Certification #: 84
Louisiana DoH Drinking Water #: LA029
Virginia/VELAP Certification #: 460221

This report shall not be reproduced, except in full,
without the written consent of Pace Analytical Services, LLC.

Pace Analytical Services, LLC
9800 Kincey Ave. Suite 100
Huntersville, NC 28078
(704)875-9092

SAMPLE SUMMARY

Project: 2020-L1-2448 CPC Huntersville
Pace Project No.: 92583764

Lab ID	Sample ID	Matrix	Date Collected	Date Received
92583764001	**RW-107 (10-12')**	Solid	01/19/22 11:25	01/20/22 16:15
92583764002	**RW-107 (26-27')**	Solid	01/19/22 11:30	01/20/22 16:15
92583764003	**RW-108 (36-38')**	Solid	01/20/22 15:00	01/20/22 16:15
92583764004	**RW-108 (50-51')**	Solid	01/20/22 15:05	01/20/22 16:15

This report shall not be reproduced, except in full,
without the written consent of Pace Analytical Services, LLC.

Pace Analytical Services, LLC
9800 Kincey Ave. Suite 100
Huntersville, NC 28078
(704)875-9092

SAMPLE ANALYTE COUNT

Project: 2020-L1-2448 CPC Huntersville
Pace Project No.: 92583764

Lab ID	Sample ID	Method	Analysts	Analytes Reported	Laboratory
92583764001	**RW-107 (10-12')**	MADEP VPH	MAD	6	PASI-C
		EPA 8260D	SAS	70	PASI-C
		SW-846	KDF	1	PASI-C
92583764002	**RW-107 (26-27')**	MADEP VPH	MAD	6	PASI-C
		EPA 8260D	SAS	70	PASI-C
		SW-846	KDF	1	PASI-C
92583764003	**RW-108 (36-38')**	MADEP VPH	MAD	6	PASI-C
		EPA 8260D	SAS	70	PASI-C
		SW-846	KDF	1	PASI-C
92583764004	**RW-108 (50-51')**	MADEP VPH	MAD	6	PASI-C
		EPA 8260D	SAS	70	PASI-C
		SW-846	KDF	1	PASI-C

PASI-C = Pace Analytical Services - Charlotte

This report shall not be reproduced, except in full,
without the written consent of Pace Analytical Services, LLC.

Pace Analytical Services, LLC
9800 Kincey Ave. Suite 100
Huntersville, NC 28078
(704)875-9092

ANALYTICAL RESULTS

Project: 2020-L1-2448 CPC Huntersville
Pace Project No.: 92583764

Sample: RW-107 (10-12') **Lab ID: 92583764001** Collected: 01/19/22 11:25 Received: 01/20/22 16:15 Matrix: Solid

Results reported on a "dry weight" basis and are adjusted for percent moisture, sample size and any dilutions.

Parameters	Results	Units	Report Limit	MDL	DF	Prepared	Analyzed	CAS No.	Qual
VPH NC Soil	Analytical Method: MADEP VPH Preparation Method: MADEP VPH Pace Analytical Services - Charlotte								
Total VPH (C5-C12)	**7190**	mg/kg	41.6	41.6	12.5	01/24/22 15:41	01/25/22 04:48		N2
Aliphatic (C05-C08)	**4090**	mg/kg	41.6	41.6	12.5	01/24/22 15:41	01/25/22 04:48		N2
Aliphatic(C09-C12) Adjusted	**2260**	mg/kg	41.6	41.6	12.5	01/24/22 15:41	01/25/22 04:48		N2
Aromatic (C09-C10)	**842**	mg/kg	41.6	41.6	12.5	01/24/22 15:41	01/25/22 04:48		N2
Surrogates									
4-Bromofluorobenzene (FID) (S)	172	%	70-130		12.5	01/24/22 15:41	01/25/22 04:48	460-00-4	S2
4-Bromofluorobenzene (PID) (S)	97	%	70-130		12.5	01/24/22 15:41	01/25/22 04:48	460-00-4	
8260D/5035A/5030B Volatiles	Analytical Method: EPA 8260D Preparation Method: EPA 5035A/5030B Pace Analytical Services - Charlotte								
Acetone	**2070J**	ug/kg	3500	1120	25	01/24/22 10:34	01/24/22 19:29	67-64-1	
Benzene	**2100**	ug/kg	175	69.7	25	01/24/22 10:34	01/24/22 19:29	71-43-2	
Bromobenzene	ND	ug/kg	175	57.1	25	01/24/22 10:34	01/24/22 19:29	108-86-1	
Bromochloromethane	ND	ug/kg	175	51.9	25	01/24/22 10:34	01/24/22 19:29	74-97-5	
Bromodichloromethane	ND	ug/kg	175	67.6	25	01/24/22 10:34	01/24/22 19:29	75-27-4	
Bromoform	ND	ug/kg	175	61.7	25	01/24/22 10:34	01/24/22 19:29	75-25-2	
Bromomethane	ND	ug/kg	350	277	25	01/24/22 10:34	01/24/22 19:29	74-83-9	IK
2-Butanone (MEK)	ND	ug/kg	3500	841	25	01/24/22 10:34	01/24/22 19:29	78-93-3	
n-Butylbenzene	**7510**	ug/kg	175	82.7	25	01/24/22 10:34	01/24/22 19:29	104-51-8	
sec-Butylbenzene	ND	ug/kg	175	77.1	25	01/24/22 10:34	01/24/22 19:29	135-98-8	
tert-Butylbenzene	ND	ug/kg	175	62.4	25	01/24/22 10:34	01/24/22 19:29	98-06-6	
Carbon tetrachloride	ND	ug/kg	175	65.5	25	01/24/22 10:34	01/24/22 19:29	56-23-5	
Chlorobenzene	ND	ug/kg	175	33.6	25	01/24/22 10:34	01/24/22 19:29	108-90-7	
Chloroethane	ND	ug/kg	350	135	25	01/24/22 10:34	01/24/22 19:29	75-00-3	
Chloroform	ND	ug/kg	175	107	25	01/24/22 10:34	01/24/22 19:29	67-66-3	
Chloromethane	ND	ug/kg	350	147	25	01/24/22 10:34	01/24/22 19:29	74-87-3	
2-Chlorotoluene	ND	ug/kg	175	62.0	25	01/24/22 10:34	01/24/22 19:29	95-49-8	
4-Chlorotoluene	ND	ug/kg	175	31.0	25	01/24/22 10:34	01/24/22 19:29	106-43-4	
1,2-Dibromo-3-chloropropane	ND	ug/kg	175	68.0	25	01/24/22 10:34	01/24/22 19:29	96-12-8	
Dibromochloromethane	ND	ug/kg	175	98.5	25	01/24/22 10:34	01/24/22 19:29	124-48-1	
1,2-Dibromoethane (EDB)	ND	ug/kg	175	77.1	25	01/24/22 10:34	01/24/22 19:29	106-93-4	
Dibromomethane	ND	ug/kg	175	37.5	25	01/24/22 10:34	01/24/22 19:29	74-95-3	
1,2-Dichlorobenzene	ND	ug/kg	175	63.1	25	01/24/22 10:34	01/24/22 19:29	95-50-1	
1,3-Dichlorobenzene	ND	ug/kg	175	54.3	25	01/24/22 10:34	01/24/22 19:29	541-73-1	
1,4-Dichlorobenzene	ND	ug/kg	175	45.5	25	01/24/22 10:34	01/24/22 19:29	106-46-7	
Dichlorodifluoromethane	ND	ug/kg	350	76.0	25	01/24/22 10:34	01/24/22 19:29	75-71-8	
1,1-Dichloroethane	ND	ug/kg	175	72.2	25	01/24/22 10:34	01/24/22 19:29	75-34-3	
1,2-Dichloroethane	ND	ug/kg	175	116	25	01/24/22 10:34	01/24/22 19:29	107-06-2	
1,1-Dichloroethene	ND	ug/kg	175	72.2	25	01/24/22 10:34	01/24/22 19:29	75-35-4	
cis-1,2-Dichloroethene	ND	ug/kg	175	59.9	25	01/24/22 10:34	01/24/22 19:29	156-59-2	
trans-1,2-Dichloroethene	ND	ug/kg	175	61.3	25	01/24/22 10:34	01/24/22 19:29	156-60-5	
1,2-Dichloropropane	ND	ug/kg	175	52.6	25	01/24/22 10:34	01/24/22 19:29	78-87-5	
1,3-Dichloropropane	ND	ug/kg	175	54.7	25	01/24/22 10:34	01/24/22 19:29	142-28-9	
2,2-Dichloropropane	ND	ug/kg	175	57.1	25	01/24/22 10:34	01/24/22 19:29	594-20-7	

REPORT OF LABORATORY ANALYSIS

This report shall not be reproduced, except in full,
without the written consent of Pace Analytical Services, LLC.

Pace Analytical Services, LLC
9800 Kincey Ave. Suite 100
Huntersville, NC 28078
(704)875-9092

ANALYTICAL RESULTS

Project: 2020-L1-2448 CPC Huntersville
Pace Project No.: 92583764

Sample: RW-107 (10-12') **Lab ID: 92583764001** Collected: 01/19/22 11:25 Received: 01/20/22 16:15 Matrix: Solid

Results reported on a "dry weight" basis and are adjusted for percent moisture, sample size and any dilutions.

Parameters	Results	Units	Report Limit	MDL	DF	Prepared	Analyzed	CAS No.	Qual
8260D/5035A/5030B Volatiles	Analytical Method: EPA 8260D Preparation Method: EPA 5035A/5030B Pace Analytical Services - Charlotte								
1,1-Dichloropropene	ND	ug/kg	175	84.1	25	01/24/22 10:34	01/24/22 19:29	563-58-6	
cis-1,3-Dichloropropene	ND	ug/kg	175	47.7	25	01/24/22 10:34	01/24/22 19:29	10061-01-5	
trans-1,3-Dichloropropene	ND	ug/kg	175	60.3	25	01/24/22 10:34	01/24/22 19:29	10061-02-6	
Diisopropyl ether	**201**	ug/kg	175	47.3	25	01/24/22 10:34	01/24/22 19:29	108-20-3	
Ethylbenzene	**48000**	ug/kg	175	81.6	25	01/24/22 10:34	01/24/22 19:29	100-41-4	
Hexachloro-1,3-butadiene	ND	ug/kg	350	287	25	01/24/22 10:34	01/24/22 19:29	87-68-3	
2-Hexanone	ND	ug/kg	1750	169	25	01/24/22 10:34	01/24/22 19:29	591-78-6	
Isopropylbenzene (Cumene)	ND	ug/kg	175	59.6	25	01/24/22 10:34	01/24/22 19:29	98-82-8	
p-Isopropyltoluene	ND	ug/kg	175	86.2	25	01/24/22 10:34	01/24/22 19:29	99-87-6	
Methylene Chloride	ND	ug/kg	701	480	25	01/24/22 10:34	01/24/22 19:29	75-09-2	
4-Methyl-2-pentanone (MIBK)	ND	ug/kg	1750	169	25	01/24/22 10:34	01/24/22 19:29	108-10-1	
Methyl-tert-butyl ether	ND	ug/kg	175	65.5	25	01/24/22 10:34	01/24/22 19:29	1634-04-4	
Naphthalene	**17300**	ug/kg	175	92.1	25	01/24/22 10:34	01/24/22 19:29	91-20-3	
n-Propylbenzene	**21900**	ug/kg	175	62.4	25	01/24/22 10:34	01/24/22 19:29	103-65-1	
Styrene	ND	ug/kg	175	46.2	25	01/24/22 10:34	01/24/22 19:29	100-42-5	
1,1,1,2-Tetrachloroethane	ND	ug/kg	175	67.3	25	01/24/22 10:34	01/24/22 19:29	630-20-6	
1,1,2,2-Tetrachloroethane	ND	ug/kg	175	46.2	25	01/24/22 10:34	01/24/22 19:29	79-34-5	
Tetrachloroethene	ND	ug/kg	175	55.4	25	01/24/22 10:34	01/24/22 19:29	127-18-4	
Toluene	**81400**	ug/kg	175	49.8	25	01/24/22 10:34	01/24/22 19:29	108-88-3	
1,2,3-Trichlorobenzene	ND	ug/kg	175	142	25	01/24/22 10:34	01/24/22 19:29	87-61-6	
1,2,4-Trichlorobenzene	ND	ug/kg	175	147	25	01/24/22 10:34	01/24/22 19:29	120-82-1	
1,1,1-Trichloroethane	ND	ug/kg	175	91.1	25	01/24/22 10:34	01/24/22 19:29	71-55-6	
1,1,2-Trichloroethane	ND	ug/kg	175	58.2	25	01/24/22 10:34	01/24/22 19:29	79-00-5	
Trichloroethene	ND	ug/kg	175	45.2	25	01/24/22 10:34	01/24/22 19:29	79-01-6	
Trichlorofluoromethane	ND	ug/kg	175	96.4	25	01/24/22 10:34	01/24/22 19:29	75-69-4	
1,2,3-Trichloropropane	ND	ug/kg	175	88.6	25	01/24/22 10:34	01/24/22 19:29	96-18-4	
1,2,4-Trimethylbenzene	**131000**	ug/kg	175	48.0	25	01/24/22 10:34	01/24/22 19:29	95-63-6	
1,3,5-Trimethylbenzene	**38900**	ug/kg	175	58.9	25	01/24/22 10:34	01/24/22 19:29	108-67-8	
Vinyl acetate	ND	ug/kg	1750	128	25	01/24/22 10:34	01/24/22 19:29	108-05-4	
Vinyl chloride	ND	ug/kg	350	89.0	25	01/24/22 10:34	01/24/22 19:29	75-01-4	
Xylene (Total)	**259000**	ug/kg	350	99.9	25	01/24/22 10:34	01/24/22 19:29	1330-20-7	
m&p-Xylene	**182000**	ug/kg	350	120	25	01/24/22 10:34	01/24/22 19:29	179601-23-1	
o-Xylene	**77300**	ug/kg	175	77.4	25	01/24/22 10:34	01/24/22 19:29	95-47-6	
Surrogates									
Toluene-d8 (S)	97	%	70-130		25	01/24/22 10:34	01/24/22 19:29	2037-26-5	
4-Bromofluorobenzene (S)	102	%	69-134		25	01/24/22 10:34	01/24/22 19:29	460-00-4	
1,2-Dichloroethane-d4 (S)	110	%	70-130		25	01/24/22 10:34	01/24/22 19:29	17060-07-0	
Percent Moisture	Analytical Method: SW-846 Pace Analytical Services - Charlotte								
Percent Moisture	**13.3**	%	0.10	0.10	1		01/21/22 15:11		N2

REPORT OF LABORATORY ANALYSIS

This report shall not be reproduced, except in full,
without the written consent of Pace Analytical Services, LLC.

Pace Analytical Services, LLC
9800 Kincey Ave. Suite 100
Huntersville, NC 28078
(704)875-9092

ANALYTICAL RESULTS

Project: 2020-L1-2448 CPC Huntersville
Pace Project No.: 92583764

Sample: RW-107 (26-27') **Lab ID: 92583764002** Collected: 01/19/22 11:30 Received: 01/20/22 16:15 Matrix: Solid

Results reported on a "dry weight" basis and are adjusted for percent moisture, sample size and any dilutions.

Parameters	Results	Units	Report Limit	MDL	DF	Prepared	Analyzed	CAS No.	Qual
VPH NC Soil	Analytical Method: MADEP VPH Preparation Method: MADEP VPH Pace Analytical Services - Charlotte								
Total VPH (C5-C12)	**17500**	mg/kg	59.2	59.2	20	01/26/22 14:04	01/26/22 21:12		N2
Aliphatic (C05-C08)	**14300**	mg/kg	59.2	59.2	20	01/26/22 14:04	01/26/22 21:12		N2
Aliphatic(C09-C12) Adjusted	**2430**	mg/kg	59.2	59.2	20	01/26/22 14:04	01/26/22 21:12		N2
Aromatic (C09-C10)	**725**	mg/kg	59.2	59.2	20	01/26/22 14:04	01/26/22 21:12		N2
Surrogates									
4-Bromofluorobenzene (FID) (S)	143	%	70-130		20	01/26/22 14:04	01/26/22 21:12	460-00-4	S2
4-Bromofluorobenzene (PID) (S)	97	%	70-130		20	01/26/22 14:04	01/26/22 21:12	460-00-4	
8260D/5035A/5030B Volatiles	Analytical Method: EPA 8260D Preparation Method: EPA 5035A/5030B Pace Analytical Services - Charlotte								
Acetone	ND	ug/kg	13200	4240	100	01/24/22 10:34	01/24/22 20:25	67-64-1	
Benzene	**62700**	ug/kg	660	263	100	01/24/22 10:34	01/24/22 20:25	71-43-2	
Bromobenzene	ND	ug/kg	660	215	100	01/24/22 10:34	01/24/22 20:25	108-86-1	
Bromochloromethane	ND	ug/kg	660	195	100	01/24/22 10:34	01/24/22 20:25	74-97-5	
Bromodichloromethane	ND	ug/kg	660	255	100	01/24/22 10:34	01/24/22 20:25	75-27-4	
Bromoform	ND	ug/kg	660	232	100	01/24/22 10:34	01/24/22 20:25	75-25-2	
Bromomethane	ND	ug/kg	1320	1040	100	01/24/22 10:34	01/24/22 20:25	74-83-9	IK
2-Butanone (MEK)	ND	ug/kg	13200	3170	100	01/24/22 10:34	01/24/22 20:25	78-93-3	
n-Butylbenzene	**11700**	ug/kg	660	311	100	01/24/22 10:34	01/24/22 20:25	104-51-8	
sec-Butylbenzene	ND	ug/kg	660	290	100	01/24/22 10:34	01/24/22 20:25	135-98-8	
tert-Butylbenzene	ND	ug/kg	660	235	100	01/24/22 10:34	01/24/22 20:25	98-06-6	
Carbon tetrachloride	ND	ug/kg	660	247	100	01/24/22 10:34	01/24/22 20:25	56-23-5	
Chlorobenzene	ND	ug/kg	660	127	100	01/24/22 10:34	01/24/22 20:25	108-90-7	
Chloroethane	ND	ug/kg	1320	509	100	01/24/22 10:34	01/24/22 20:25	75-00-3	
Chloroform	ND	ug/kg	660	401	100	01/24/22 10:34	01/24/22 20:25	67-66-3	
Chloromethane	ND	ug/kg	1320	554	100	01/24/22 10:34	01/24/22 20:25	74-87-3	
2-Chlorotoluene	ND	ug/kg	660	234	100	01/24/22 10:34	01/24/22 20:25	95-49-8	
4-Chlorotoluene	ND	ug/kg	660	117	100	01/24/22 10:34	01/24/22 20:25	106-43-4	
1,2-Dibromo-3-chloropropane	ND	ug/kg	660	256	100	01/24/22 10:34	01/24/22 20:25	96-12-8	
Dibromochloromethane	ND	ug/kg	660	371	100	01/24/22 10:34	01/24/22 20:25	124-48-1	
1,2-Dibromoethane (EDB)	ND	ug/kg	660	290	100	01/24/22 10:34	01/24/22 20:25	106-93-4	
Dibromomethane	ND	ug/kg	660	141	100	01/24/22 10:34	01/24/22 20:25	74-95-3	
1,2-Dichlorobenzene	ND	ug/kg	660	238	100	01/24/22 10:34	01/24/22 20:25	95-50-1	
1,3-Dichlorobenzene	ND	ug/kg	660	205	100	01/24/22 10:34	01/24/22 20:25	541-73-1	
1,4-Dichlorobenzene	ND	ug/kg	660	172	100	01/24/22 10:34	01/24/22 20:25	106-46-7	
Dichlorodifluoromethane	ND	ug/kg	1320	286	100	01/24/22 10:34	01/24/22 20:25	75-71-8	
1,1-Dichloroethane	ND	ug/kg	660	272	100	01/24/22 10:34	01/24/22 20:25	75-34-3	
1,2-Dichloroethane	ND	ug/kg	660	437	100	01/24/22 10:34	01/24/22 20:25	107-06-2	
1,1-Dichloroethene	ND	ug/kg	660	272	100	01/24/22 10:34	01/24/22 20:25	75-35-4	
cis-1,2-Dichloroethene	ND	ug/kg	660	226	100	01/24/22 10:34	01/24/22 20:25	156-59-2	
trans-1,2-Dichloroethene	ND	ug/kg	660	231	100	01/24/22 10:34	01/24/22 20:25	156-60-5	
1,2-Dichloropropane	ND	ug/kg	660	198	100	01/24/22 10:34	01/24/22 20:25	78-87-5	
1,3-Dichloropropane	ND	ug/kg	660	206	100	01/24/22 10:34	01/24/22 20:25	142-28-9	
2,2-Dichloropropane	ND	ug/kg	660	215	100	01/24/22 10:34	01/24/22 20:25	594-20-7	

REPORT OF LABORATORY ANALYSIS

This report shall not be reproduced, except in full,
without the written consent of Pace Analytical Services, LLC.

Pace Analytical Services, LLC
9800 Kincey Ave. Suite 100
Huntersville, NC 28078
(704)875-9092

ANALYTICAL RESULTS

Project: 2020-L1-2448 CPC Huntersville
Pace Project No.: 92583764

Sample: RW-107 (26-27') **Lab ID: 92583764002** Collected: 01/19/22 11:30 Received: 01/20/22 16:15 Matrix: Solid

Results reported on a "dry weight" basis and are adjusted for percent moisture, sample size and any dilutions.

Parameters	Results	Units	Report Limit	MDL	DF	Prepared	Analyzed	CAS No.	Qual
8260D/5035A/5030B Volatiles	Analytical Method: EPA 8260D Preparation Method: EPA 5035A/5030B Pace Analytical Services - Charlotte								
1,1-Dichloropropene	ND	ug/kg	660	317	100	01/24/22 10:34	01/24/22 20:25	563-58-6	
cis-1,3-Dichloropropene	ND	ug/kg	660	179	100	01/24/22 10:34	01/24/22 20:25	10061-01-5	
trans-1,3-Dichloropropene	ND	ug/kg	660	227	100	01/24/22 10:34	01/24/22 20:25	10061-02-6	
Diisopropyl ether	**3980**	ug/kg	660	178	100	01/24/22 10:34	01/24/22 20:25	108-20-3	
Ethylbenzene	**172000**	ug/kg	660	307	100	01/24/22 10:34	01/24/22 20:25	100-41-4	
Hexachloro-1,3-butadiene	ND	ug/kg	1320	1080	100	01/24/22 10:34	01/24/22 20:25	87-68-3	
2-Hexanone	ND	ug/kg	6600	636	100	01/24/22 10:34	01/24/22 20:25	591-78-6	
Isopropylbenzene (Cumene)	**12000**	ug/kg	660	224	100	01/24/22 10:34	01/24/22 20:25	98-82-8	
p-Isopropyltoluene	**9990**	ug/kg	660	325	100	01/24/22 10:34	01/24/22 20:25	99-87-6	
Methylene Chloride	ND	ug/kg	2640	1810	100	01/24/22 10:34	01/24/22 20:25	75-09-2	
4-Methyl-2-pentanone (MIBK)	ND	ug/kg	6600	636	100	01/24/22 10:34	01/24/22 20:25	108-10-1	
Methyl-tert-butyl ether	ND	ug/kg	660	247	100	01/24/22 10:34	01/24/22 20:25	1634-04-4	
Naphthalene	**21700**	ug/kg	660	347	100	01/24/22 10:34	01/24/22 20:25	91-20-3	
n-Propylbenzene	ND	ug/kg	660	235	100	01/24/22 10:34	01/24/22 20:25	103-65-1	
Styrene	**6210**	ug/kg	660	174	100	01/24/22 10:34	01/24/22 20:25	100-42-5	
1,1,1,2-Tetrachloroethane	ND	ug/kg	660	253	100	01/24/22 10:34	01/24/22 20:25	630-20-6	
1,1,2,2-Tetrachloroethane	ND	ug/kg	660	174	100	01/24/22 10:34	01/24/22 20:25	79-34-5	
Tetrachloroethene	ND	ug/kg	660	209	100	01/24/22 10:34	01/24/22 20:25	127-18-4	
Toluene	**649000**	ug/kg	660	187	100	01/24/22 10:34	01/24/22 20:25	108-88-3	
1,2,3-Trichlorobenzene	ND	ug/kg	660	533	100	01/24/22 10:34	01/24/22 20:25	87-61-6	
1,2,4-Trichlorobenzene	ND	ug/kg	660	554	100	01/24/22 10:34	01/24/22 20:25	120-82-1	
1,1,1-Trichloroethane	ND	ug/kg	660	343	100	01/24/22 10:34	01/24/22 20:25	71-55-6	
1,1,2-Trichloroethane	ND	ug/kg	660	219	100	01/24/22 10:34	01/24/22 20:25	79-00-5	
Trichloroethene	ND	ug/kg	660	170	100	01/24/22 10:34	01/24/22 20:25	79-01-6	
Trichlorofluoromethane	ND	ug/kg	660	363	100	01/24/22 10:34	01/24/22 20:25	75-69-4	
1,2,3-Trichloropropane	ND	ug/kg	660	334	100	01/24/22 10:34	01/24/22 20:25	96-18-4	
1,2,4-Trimethylbenzene	**228000**	ug/kg	660	181	100	01/24/22 10:34	01/24/22 20:25	95-63-6	
1,3,5-Trimethylbenzene	**70200**	ug/kg	660	222	100	01/24/22 10:34	01/24/22 20:25	108-67-8	
Vinyl acetate	ND	ug/kg	6600	480	100	01/24/22 10:34	01/24/22 20:25	108-05-4	
Vinyl chloride	ND	ug/kg	1320	335	100	01/24/22 10:34	01/24/22 20:25	75-01-4	
Xylene (Total)	**823000**	ug/kg	1320	376	100	01/24/22 10:34	01/24/22 20:25	1330-20-7	
m&p-Xylene	**596000**	ug/kg	1320	451	100	01/24/22 10:34	01/24/22 20:25	179601-23-1	
o-Xylene	**228000**	ug/kg	660	292	100	01/24/22 10:34	01/24/22 20:25	95-47-6	
Surrogates									
Toluene-d8 (S)	98	%	70-130		100	01/24/22 10:34	01/24/22 20:25	2037-26-5	
4-Bromofluorobenzene (S)	100	%	69-134		100	01/24/22 10:34	01/24/22 20:25	460-00-4	
1,2-Dichloroethane-d4 (S)	113	%	70-130		100	01/24/22 10:34	01/24/22 20:25	17060-07-0	
Percent Moisture	Analytical Method: SW-846 Pace Analytical Services - Charlotte								
Percent Moisture	**11.3**	%	0.10	0.10	1		01/21/22 15:11		N2

REPORT OF LABORATORY ANALYSIS

This report shall not be reproduced, except in full,
without the written consent of Pace Analytical Services, LLC.

Pace Analytical Services, LLC
9800 Kincey Ave. Suite 100
Huntersville, NC 28078
(704)875-9092

ANALYTICAL RESULTS

Project: 2020-L1-2448 CPC Huntersville
Pace Project No.: 92583764

Sample: RW-108 (36-38') **Lab ID: 92583764003** Collected: 01/20/22 15:00 Received: 01/20/22 16:15 Matrix: Solid

Results reported on a "dry weight" basis and are adjusted for percent moisture, sample size and any dilutions.

Parameters	Results	Units	Report Limit	MDL	DF	Prepared	Analyzed	CAS No.	Qual
VPH NC Soil	Analytical Method: MADEP VPH Preparation Method: MADEP VPH Pace Analytical Services - Charlotte								
Total VPH (C5-C12)	**111**	mg/kg	3.3	3.3	1	01/24/22 15:41	01/25/22 03:22		N2
Aliphatic (C05-C08)	**74.2**	mg/kg	3.3	3.3	1	01/24/22 15:41	01/25/22 03:22		N2
Aliphatic(C09-C12) Adjusted	**28.3**	mg/kg	3.3	3.3	1	01/24/22 15:41	01/25/22 03:22		N2
Aromatic (C09-C10)	**9.0**	mg/kg	3.3	3.3	1	01/24/22 15:41	01/25/22 03:22		N2
Surrogates									
4-Bromofluorobenzene (FID) (S)	107	%	70-130		1	01/24/22 15:41	01/25/22 03:22	460-00-4	
4-Bromofluorobenzene (PID) (S)	101	%	70-130		1	01/24/22 15:41	01/25/22 03:22	460-00-4	
8260D/5035A/5030B Volatiles	Analytical Method: EPA 8260D Preparation Method: EPA 5035A/5030B Pace Analytical Services - Charlotte								
Acetone	ND	ug/kg	150	48.2	1	01/26/22 13:14	01/26/22 19:49	67-64-1	
Benzene	**256**	ug/kg	7.5	3.0	1	01/26/22 13:14	01/26/22 19:49	71-43-2	
Bromobenzene	ND	ug/kg	7.5	2.4	1	01/26/22 13:14	01/26/22 19:49	108-86-1	
Bromochloromethane	ND	ug/kg	7.5	2.2	1	01/26/22 13:14	01/26/22 19:49	74-97-5	
Bromodichloromethane	ND	ug/kg	7.5	2.9	1	01/26/22 13:14	01/26/22 19:49	75-27-4	
Bromoform	ND	ug/kg	7.5	2.6	1	01/26/22 13:14	01/26/22 19:49	75-25-2	
Bromomethane	ND	ug/kg	15.0	11.9	1	01/26/22 13:14	01/26/22 19:49	74-83-9	IK
2-Butanone (MEK)	**141J**	ug/kg	150	36.0	1	01/26/22 13:14	01/26/22 19:49	78-93-3	
n-Butylbenzene	**194**	ug/kg	7.5	3.5	1	01/26/22 13:14	01/26/22 19:49	104-51-8	
sec-Butylbenzene	ND	ug/kg	7.5	3.3	1	01/26/22 13:14	01/26/22 19:49	135-98-8	
tert-Butylbenzene	ND	ug/kg	7.5	2.7	1	01/26/22 13:14	01/26/22 19:49	98-06-6	
Carbon tetrachloride	ND	ug/kg	7.5	2.8	1	01/26/22 13:14	01/26/22 19:49	56-23-5	
Chlorobenzene	ND	ug/kg	7.5	1.4	1	01/26/22 13:14	01/26/22 19:49	108-90-7	
Chloroethane	ND	ug/kg	15.0	5.8	1	01/26/22 13:14	01/26/22 19:49	75-00-3	
Chloroform	ND	ug/kg	7.5	4.6	1	01/26/22 13:14	01/26/22 19:49	67-66-3	
Chloromethane	ND	ug/kg	15.0	6.3	1	01/26/22 13:14	01/26/22 19:49	74-87-3	
2-Chlorotoluene	ND	ug/kg	7.5	2.7	1	01/26/22 13:14	01/26/22 19:49	95-49-8	
4-Chlorotoluene	ND	ug/kg	7.5	1.3	1	01/26/22 13:14	01/26/22 19:49	106-43-4	
1,2-Dibromo-3-chloropropane	ND	ug/kg	7.5	2.9	1	01/26/22 13:14	01/26/22 19:49	96-12-8	
Dibromochloromethane	ND	ug/kg	7.5	4.2	1	01/26/22 13:14	01/26/22 19:49	124-48-1	
1,2-Dibromoethane (EDB)	ND	ug/kg	7.5	3.3	1	01/26/22 13:14	01/26/22 19:49	106-93-4	
Dibromomethane	ND	ug/kg	7.5	1.6	1	01/26/22 13:14	01/26/22 19:49	74-95-3	
1,2-Dichlorobenzene	ND	ug/kg	7.5	2.7	1	01/26/22 13:14	01/26/22 19:49	95-50-1	
1,3-Dichlorobenzene	ND	ug/kg	7.5	2.3	1	01/26/22 13:14	01/26/22 19:49	541-73-1	
1,4-Dichlorobenzene	ND	ug/kg	7.5	2.0	1	01/26/22 13:14	01/26/22 19:49	106-46-7	
Dichlorodifluoromethane	ND	ug/kg	15.0	3.3	1	01/26/22 13:14	01/26/22 19:49	75-71-8	
1,1-Dichloroethane	ND	ug/kg	7.5	3.1	1	01/26/22 13:14	01/26/22 19:49	75-34-3	
1,2-Dichloroethane	ND	ug/kg	7.5	5.0	1	01/26/22 13:14	01/26/22 19:49	107-06-2	
1,1-Dichloroethene	ND	ug/kg	7.5	3.1	1	01/26/22 13:14	01/26/22 19:49	75-35-4	
cis-1,2-Dichloroethene	ND	ug/kg	7.5	2.6	1	01/26/22 13:14	01/26/22 19:49	156-59-2	
trans-1,2-Dichloroethene	ND	ug/kg	7.5	2.6	1	01/26/22 13:14	01/26/22 19:49	156-60-5	
1,2-Dichloropropane	ND	ug/kg	7.5	2.3	1	01/26/22 13:14	01/26/22 19:49	78-87-5	
1,3-Dichloropropane	ND	ug/kg	7.5	2.3	1	01/26/22 13:14	01/26/22 19:49	142-28-9	
2,2-Dichloropropane	ND	ug/kg	7.5	2.4	1	01/26/22 13:14	01/26/22 19:49	594-20-7	v2

REPORT OF LABORATORY ANALYSIS

This report shall not be reproduced, except in full,
without the written consent of Pace Analytical Services, LLC.

Pace Analytical Services, LLC
9800 Kincey Ave. Suite 100
Huntersville, NC 28078
(704)875-9092

ANALYTICAL RESULTS

Project: 2020-L1-2448 CPC Huntersville
Pace Project No.: 92583764

Sample: RW-108 (36-38') **Lab ID: 92583764003** Collected: 01/20/22 15:00 Received: 01/20/22 16:15 Matrix: Solid

Results reported on a "dry weight" basis and are adjusted for percent moisture, sample size and any dilutions.

Parameters	Results	Units	Report Limit	MDL	DF	Prepared	Analyzed	CAS No.	Qual
8260D/5035A/5030B Volatiles	Analytical Method: EPA 8260D Preparation Method: EPA 5035A/5030B Pace Analytical Services - Charlotte								
1,1-Dichloropropene	ND	ug/kg	7.5	3.6	1	01/26/22 13:14	01/26/22 19:49	563-58-6	
cis-1,3-Dichloropropene	ND	ug/kg	7.5	2.0	1	01/26/22 13:14	01/26/22 19:49	10061-01-5	
trans-1,3-Dichloropropene	ND	ug/kg	7.5	2.6	1	01/26/22 13:14	01/26/22 19:49	10061-02-6	
Diisopropyl ether	**48.7**	ug/kg	7.5	2.0	1	01/26/22 13:14	01/26/22 19:49	108-20-3	
Ethylbenzene	**1090**	ug/kg	7.5	3.5	1	01/26/22 13:14	01/26/22 19:49	100-41-4	
Hexachloro-1,3-butadiene	ND	ug/kg	15.0	12.3	1	01/26/22 13:14	01/26/22 19:49	87-68-3	
2-Hexanone	ND	ug/kg	75.0	7.2	1	01/26/22 13:14	01/26/22 19:49	591-78-6	
Isopropylbenzene (Cumene)	**118**	ug/kg	7.5	2.6	1	01/26/22 13:14	01/26/22 19:49	98-82-8	
p-Isopropyltoluene	ND	ug/kg	7.5	3.7	1	01/26/22 13:14	01/26/22 19:49	99-87-6	
Methylene Chloride	ND	ug/kg	30.0	20.6	1	01/26/22 13:14	01/26/22 19:49	75-09-2	
4-Methyl-2-pentanone (MIBK)	**112**	ug/kg	75.0	7.2	1	01/26/22 13:14	01/26/22 19:49	108-10-1	
Methyl-tert-butyl ether	ND	ug/kg	7.5	2.8	1	01/26/22 13:14	01/26/22 19:49	1634-04-4	
Naphthalene	**401**	ug/kg	7.5	3.9	1	01/26/22 13:14	01/26/22 19:49	91-20-3	
n-Propylbenzene	**510**	ug/kg	7.5	2.7	1	01/26/22 13:14	01/26/22 19:49	103-65-1	
Styrene	**44.4**	ug/kg	7.5	2.0	1	01/26/22 13:14	01/26/22 19:49	100-42-5	
1,1,1,2-Tetrachloroethane	ND	ug/kg	7.5	2.9	1	01/26/22 13:14	01/26/22 19:49	630-20-6	
1,1,2,2-Tetrachloroethane	ND	ug/kg	7.5	2.0	1	01/26/22 13:14	01/26/22 19:49	79-34-5	
Tetrachloroethene	ND	ug/kg	7.5	2.4	1	01/26/22 13:14	01/26/22 19:49	127-18-4	
Toluene	**2730**	ug/kg	7.5	2.1	1	01/26/22 13:14	01/26/22 19:49	108-88-3	
1,2,3-Trichlorobenzene	ND	ug/kg	7.5	6.1	1	01/26/22 13:14	01/26/22 19:49	87-61-6	
1,2,4-Trichlorobenzene	ND	ug/kg	7.5	6.3	1	01/26/22 13:14	01/26/22 19:49	120-82-1	
1,1,1-Trichloroethane	ND	ug/kg	7.5	3.9	1	01/26/22 13:14	01/26/22 19:49	71-55-6	
1,1,2-Trichloroethane	ND	ug/kg	7.5	2.5	1	01/26/22 13:14	01/26/22 19:49	79-00-5	
Trichloroethene	ND	ug/kg	7.5	1.9	1	01/26/22 13:14	01/26/22 19:49	79-01-6	
Trichlorofluoromethane	ND	ug/kg	7.5	4.1	1	01/26/22 13:14	01/26/22 19:49	75-69-4	
1,2,3-Trichloropropane	ND	ug/kg	7.5	3.8	1	01/26/22 13:14	01/26/22 19:49	96-18-4	
1,2,4-Trimethylbenzene	**3070**	ug/kg	7.5	2.1	1	01/26/22 13:14	01/26/22 19:49	95-63-6	
1,3,5-Trimethylbenzene	**911**	ug/kg	7.5	2.5	1	01/26/22 13:14	01/26/22 19:49	108-67-8	
Vinyl acetate	ND	ug/kg	75.0	5.5	1	01/26/22 13:14	01/26/22 19:49	108-05-4	
Vinyl chloride	ND	ug/kg	15.0	3.8	1	01/26/22 13:14	01/26/22 19:49	75-01-4	
Xylene (Total)	**5570**	ug/kg	15.0	4.3	1	01/26/22 13:14	01/26/22 19:49	1330-20-7	
m&p-Xylene	**3940**	ug/kg	15.0	5.1	1	01/26/22 13:14	01/26/22 19:49	179601-23-1	
o-Xylene	**1630**	ug/kg	7.5	3.3	1	01/26/22 13:14	01/26/22 19:49	95-47-6	
Surrogates									
Toluene-d8 (S)	98	%	70-130		1	01/26/22 13:14	01/26/22 19:49	2037-26-5	
4-Bromofluorobenzene (S)	99	%	69-134		1	01/26/22 13:14	01/26/22 19:49	460-00-4	
1,2-Dichloroethane-d4 (S)	104	%	70-130		1	01/26/22 13:14	01/26/22 19:49	17060-07-0	
Percent Moisture	Analytical Method: SW-846 Pace Analytical Services - Charlotte								
Percent Moisture	**19.8**	%	0.10	0.10	1		01/21/22 15:11		N2

REPORT OF LABORATORY ANALYSIS

This report shall not be reproduced, except in full,
without the written consent of Pace Analytical Services, LLC.

Pace Analytical Services, LLC
9800 Kincey Ave. Suite 100
Huntersville, NC 28078
(704)875-9092

ANALYTICAL RESULTS

Project: 2020-L1-2448 CPC Huntersville
Pace Project No.: 92583764

Sample: RW-108 (50-51') **Lab ID: 92583764004** Collected: 01/20/22 15:05 Received: 01/20/22 16:15 Matrix: Solid

Results reported on a "dry weight" basis and are adjusted for percent moisture, sample size and any dilutions.

Parameters	Results	Units	Report Limit	MDL	DF	Prepared	Analyzed	CAS No.	Qual
VPH NC Soil	Analytical Method: MADEP VPH Preparation Method: MADEP VPH Pace Analytical Services - Charlotte								
Total VPH (C5-C12)	**259**	mg/kg	2.8	2.8	1	01/24/22 15:41	01/25/22 03:51		N2
Aliphatic (C05-C08)	**205**	mg/kg	2.8	2.8	1	01/24/22 15:41	01/25/22 03:51		N2
Aliphatic(C09-C12) Adjusted	**38.6**	mg/kg	2.8	2.8	1	01/24/22 15:41	01/25/22 03:51		N2
Aromatic (C09-C10)	**14.7**	mg/kg	2.8	2.8	1	01/24/22 15:41	01/25/22 03:51		N2
Surrogates									
4-Bromofluorobenzene (FID) (S)	112	%	70-130		1	01/24/22 15:41	01/25/22 03:51	460-00-4	
4-Bromofluorobenzene (PID) (S)	98	%	70-130		1	01/24/22 15:41	01/25/22 03:51	460-00-4	
8260D/5035A/5030B Volatiles	Analytical Method: EPA 8260D Preparation Method: EPA 5035A/5030B Pace Analytical Services - Charlotte								
Acetone	ND	ug/kg	326	105	2.5	01/24/22 10:34	01/24/22 19:10	67-64-1	
Benzene	**1270**	ug/kg	16.3	6.5	2.5	01/24/22 10:34	01/24/22 19:10	71-43-2	
Bromobenzene	ND	ug/kg	16.3	5.3	2.5	01/24/22 10:34	01/24/22 19:10	108-86-1	
Bromochloromethane	ND	ug/kg	16.3	4.8	2.5	01/24/22 10:34	01/24/22 19:10	74-97-5	
Bromodichloromethane	ND	ug/kg	16.3	6.3	2.5	01/24/22 10:34	01/24/22 19:10	75-27-4	
Bromoform	ND	ug/kg	16.3	5.7	2.5	01/24/22 10:34	01/24/22 19:10	75-25-2	
Bromomethane	ND	ug/kg	32.6	25.8	2.5	01/24/22 10:34	01/24/22 19:10	74-83-9	IK
2-Butanone (MEK)	ND	ug/kg	326	78.3	2.5	01/24/22 10:34	01/24/22 19:10	78-93-3	
n-Butylbenzene	**293**	ug/kg	16.3	7.7	2.5	01/24/22 10:34	01/24/22 19:10	104-51-8	
sec-Butylbenzene	ND	ug/kg	16.3	7.2	2.5	01/24/22 10:34	01/24/22 19:10	135-98-8	
tert-Butylbenzene	ND	ug/kg	16.3	5.8	2.5	01/24/22 10:34	01/24/22 19:10	98-06-6	
Carbon tetrachloride	ND	ug/kg	16.3	6.1	2.5	01/24/22 10:34	01/24/22 19:10	56-23-5	
Chlorobenzene	ND	ug/kg	16.3	3.1	2.5	01/24/22 10:34	01/24/22 19:10	108-90-7	
Chloroethane	ND	ug/kg	32.6	12.6	2.5	01/24/22 10:34	01/24/22 19:10	75-00-3	
Chloroform	ND	ug/kg	16.3	9.9	2.5	01/24/22 10:34	01/24/22 19:10	67-66-3	
Chloromethane	ND	ug/kg	32.6	13.7	2.5	01/24/22 10:34	01/24/22 19:10	74-87-3	
2-Chlorotoluene	ND	ug/kg	16.3	5.8	2.5	01/24/22 10:34	01/24/22 19:10	95-49-8	
4-Chlorotoluene	ND	ug/kg	16.3	2.9	2.5	01/24/22 10:34	01/24/22 19:10	106-43-4	
1,2-Dibromo-3-chloropropane	ND	ug/kg	16.3	6.3	2.5	01/24/22 10:34	01/24/22 19:10	96-12-8	
Dibromochloromethane	ND	ug/kg	16.3	9.2	2.5	01/24/22 10:34	01/24/22 19:10	124-48-1	
1,2-Dibromoethane (EDB)	ND	ug/kg	16.3	7.2	2.5	01/24/22 10:34	01/24/22 19:10	106-93-4	
Dibromomethane	ND	ug/kg	16.3	3.5	2.5	01/24/22 10:34	01/24/22 19:10	74-95-3	
1,2-Dichlorobenzene	ND	ug/kg	16.3	5.9	2.5	01/24/22 10:34	01/24/22 19:10	95-50-1	
1,3-Dichlorobenzene	ND	ug/kg	16.3	5.1	2.5	01/24/22 10:34	01/24/22 19:10	541-73-1	
1,4-Dichlorobenzene	ND	ug/kg	16.3	4.2	2.5	01/24/22 10:34	01/24/22 19:10	106-46-7	
Dichlorodifluoromethane	ND	ug/kg	32.6	7.1	2.5	01/24/22 10:34	01/24/22 19:10	75-71-8	
1,1-Dichloroethane	ND	ug/kg	16.3	6.7	2.5	01/24/22 10:34	01/24/22 19:10	75-34-3	
1,2-Dichloroethane	ND	ug/kg	16.3	10.8	2.5	01/24/22 10:34	01/24/22 19:10	107-06-2	
1,1-Dichloroethene	ND	ug/kg	16.3	6.7	2.5	01/24/22 10:34	01/24/22 19:10	75-35-4	
cis-1,2-Dichloroethene	ND	ug/kg	16.3	5.6	2.5	01/24/22 10:34	01/24/22 19:10	156-59-2	
trans-1,2-Dichloroethene	ND	ug/kg	16.3	5.7	2.5	01/24/22 10:34	01/24/22 19:10	156-60-5	
1,2-Dichloropropane	ND	ug/kg	16.3	4.9	2.5	01/24/22 10:34	01/24/22 19:10	78-87-5	
1,3-Dichloropropane	ND	ug/kg	16.3	5.1	2.5	01/24/22 10:34	01/24/22 19:10	142-28-9	
2,2-Dichloropropane	ND	ug/kg	16.3	5.3	2.5	01/24/22 10:34	01/24/22 19:10	594-20-7	

REPORT OF LABORATORY ANALYSIS

This report shall not be reproduced, except in full,
without the written consent of Pace Analytical Services, LLC.

Pace Analytical Services, LLC
9800 Kincey Ave. Suite 100
Huntersville, NC 28078
(704)875-9092

ANALYTICAL RESULTS

Project: 2020-L1-2448 CPC Huntersville
Pace Project No.: 92583764

Sample: RW-108 (50-51') **Lab ID: 92583764004** Collected: 01/20/22 15:05 Received: 01/20/22 16:15 Matrix: Solid

Results reported on a "dry weight" basis and are adjusted for percent moisture, sample size and any dilutions.

Parameters	Results	Units	Report Limit	MDL	DF	Prepared	Analyzed	CAS No.	Qual
8260D/5035A/5030B Volatiles	Analytical Method: EPA 8260D Preparation Method: EPA 5035A/5030B Pace Analytical Services - Charlotte								
1,1-Dichloropropene	ND	ug/kg	16.3	7.8	2.5	01/24/22 10:34	01/24/22 19:10	563-58-6	
cis-1,3-Dichloropropene	ND	ug/kg	16.3	4.4	2.5	01/24/22 10:34	01/24/22 19:10	10061-01-5	
trans-1,3-Dichloropropene	ND	ug/kg	16.3	5.6	2.5	01/24/22 10:34	01/24/22 19:10	10061-02-6	
Diisopropyl ether	**161**	ug/kg	16.3	4.4	2.5	01/24/22 10:34	01/24/22 19:10	108-20-3	
Ethylbenzene	**2780**	ug/kg	16.3	7.6	2.5	01/24/22 10:34	01/24/22 19:10	100-41-4	
Hexachloro-1,3-butadiene	ND	ug/kg	32.6	26.7	2.5	01/24/22 10:34	01/24/22 19:10	87-68-3	
2-Hexanone	ND	ug/kg	163	15.7	2.5	01/24/22 10:34	01/24/22 19:10	591-78-6	
Isopropylbenzene (Cumene)	ND	ug/kg	16.3	5.5	2.5	01/24/22 10:34	01/24/22 19:10	98-82-8	
p-Isopropyltoluene	**222**	ug/kg	16.3	8.0	2.5	01/24/22 10:34	01/24/22 19:10	99-87-6	
Methylene Chloride	ND	ug/kg	65.3	44.7	2.5	01/24/22 10:34	01/24/22 19:10	75-09-2	
4-Methyl-2-pentanone (MIBK)	ND	ug/kg	163	15.7	2.5	01/24/22 10:34	01/24/22 19:10	108-10-1	
Methyl-tert-butyl ether	ND	ug/kg	16.3	6.1	2.5	01/24/22 10:34	01/24/22 19:10	1634-04-4	
Naphthalene	**577**	ug/kg	16.3	8.6	2.5	01/24/22 10:34	01/24/22 19:10	91-20-3	
n-Propylbenzene	**959**	ug/kg	16.3	5.8	2.5	01/24/22 10:34	01/24/22 19:10	103-65-1	
Styrene	ND	ug/kg	16.3	4.3	2.5	01/24/22 10:34	01/24/22 19:10	100-42-5	
1,1,1,2-Tetrachloroethane	ND	ug/kg	16.3	6.3	2.5	01/24/22 10:34	01/24/22 19:10	630-20-6	
1,1,2,2-Tetrachloroethane	ND	ug/kg	16.3	4.3	2.5	01/24/22 10:34	01/24/22 19:10	79-34-5	
Tetrachloroethene	ND	ug/kg	16.3	5.2	2.5	01/24/22 10:34	01/24/22 19:10	127-18-4	
Toluene	**10300**	ug/kg	16.3	4.6	2.5	01/24/22 10:34	01/24/22 19:10	108-88-3	
1,2,3-Trichlorobenzene	ND	ug/kg	16.3	13.2	2.5	01/24/22 10:34	01/24/22 19:10	87-61-6	
1,2,4-Trichlorobenzene	ND	ug/kg	16.3	13.7	2.5	01/24/22 10:34	01/24/22 19:10	120-82-1	
1,1,1-Trichloroethane	ND	ug/kg	16.3	8.5	2.5	01/24/22 10:34	01/24/22 19:10	71-55-6	
1,1,2-Trichloroethane	ND	ug/kg	16.3	5.4	2.5	01/24/22 10:34	01/24/22 19:10	79-00-5	
Trichloroethene	ND	ug/kg	16.3	4.2	2.5	01/24/22 10:34	01/24/22 19:10	79-01-6	
Trichlorofluoromethane	ND	ug/kg	16.3	9.0	2.5	01/24/22 10:34	01/24/22 19:10	75-69-4	
1,2,3-Trichloropropane	ND	ug/kg	16.3	8.3	2.5	01/24/22 10:34	01/24/22 19:10	96-18-4	
1,2,4-Trimethylbenzene	**5140**	ug/kg	16.3	4.5	2.5	01/24/22 10:34	01/24/22 19:10	95-63-6	
1,3,5-Trimethylbenzene	**1570**	ug/kg	16.3	5.5	2.5	01/24/22 10:34	01/24/22 19:10	108-67-8	
Vinyl acetate	ND	ug/kg	163	11.9	2.5	01/24/22 10:34	01/24/22 19:10	108-05-4	
Vinyl chloride	ND	ug/kg	32.6	8.3	2.5	01/24/22 10:34	01/24/22 19:10	75-01-4	
Xylene (Total)	**13500**	ug/kg	32.6	9.3	2.5	01/24/22 10:34	01/24/22 19:10	1330-20-7	
m&p-Xylene	**9790**	ug/kg	32.6	11.2	2.5	01/24/22 10:34	01/24/22 19:10	179601-23-1	
o-Xylene	**3740**	ug/kg	16.3	7.2	2.5	01/24/22 10:34	01/24/22 19:10	95-47-6	
Surrogates									
Toluene-d8 (S)	99	%	70-130		2.5	01/24/22 10:34	01/24/22 19:10	2037-26-5	
4-Bromofluorobenzene (S)	100	%	69-134		2.5	01/24/22 10:34	01/24/22 19:10	460-00-4	
1,2-Dichloroethane-d4 (S)	113	%	70-130		2.5	01/24/22 10:34	01/24/22 19:10	17060-07-0	
Percent Moisture	Analytical Method: SW-846 Pace Analytical Services - Charlotte								
Percent Moisture	**12.5**	%	0.10	0.10	1		01/21/22 15:11		N2

REPORT OF LABORATORY ANALYSIS

This report shall not be reproduced, except in full,
without the written consent of Pace Analytical Services, LLC.

Pace Analytical Services, LLC
9800 Kincey Ave. Suite 100
Huntersville, NC 28078
(704)875-9092

QUALITY CONTROL DATA

Project: 2020-L1-2448 CPC Huntersville
Pace Project No.: 92583764

QC Batch: 673639 | Analysis Method: MADEP VPH
QC Batch Method: MADEP VPH | Analysis Description: VPH NC Soil
Laboratory: Pace Analytical Services - Charlotte
Associated Lab Samples: 92583764001, 92583764003, 92583764004

METHOD BLANK: 3525928 Matrix: Solid
Associated Lab Samples: 92583764001, 92583764003, 92583764004

Parameter	Units	Blank Result	Reporting Limit	MDL	Analyzed	Qualifiers
Aliphatic (C05-C08)	mg/kg	ND	2.5	2.5	01/24/22 16:19	N2
Aromatic (C09-C10)	mg/kg	ND	2.5	2.5	01/24/22 16:19	N2
4-Bromofluorobenzene (FID) (S)	%	100	70-130		01/24/22 16:19	
4-Bromofluorobenzene (PID) (S)	%	100	70-130		01/24/22 16:19	

LABORATORY CONTROL SAMPLE & LCSD: 3525929 3525930

Parameter	Units	Spike Conc.	LCS Result	LCSD Result	LCS % Rec	LCSD % Rec	% Rec Limits	RPD	Max RPD	Qualifiers
Aliphatic (C05-C08)	mg/kg	15	16.0	15.4	107	103	70-130	4	25	N2
Aromatic (C09-C10)	mg/kg	5	5.5	5.6	109	112	70-130	3	25	N2
4-Bromofluorobenzene (FID) (S)	%				99	100	70-130			
4-Bromofluorobenzene (PID) (S)	%				95	98	70-130			

Results presented on this page are in the units indicated by the "Units" column except where an alternate unit is presented to the right of the result.

REPORT OF LABORATORY ANALYSIS

This report shall not be reproduced, except in full,
without the written consent of Pace Analytical Services, LLC.

Pace Analytical Services, LLC
9800 Kincey Ave. Suite 100
Huntersville, NC 28078
(704)875-9092

QUALITY CONTROL DATA

Project: 2020-L1-2448 CPC Huntersville
Pace Project No.: 92583764

QC Batch: 674011
QC Batch Method: MADEP VPH
Analysis Method: MADEP VPH
Analysis Description: VPH NC Soil
Laboratory: Pace Analytical Services - Charlotte

Associated Lab Samples: 92583764002

METHOD BLANK: 3527738 Matrix: Solid
Associated Lab Samples: 92583764002

Parameter	Units	Blank Result	Reporting Limit	MDL	Analyzed	Qualifiers
Aliphatic (C05-C08)	mg/kg	ND	2.5	2.5	01/26/22 14:28	N2
Aromatic (C09-C10)	mg/kg	ND	2.5	2.5	01/26/22 14:28	N2
4-Bromofluorobenzene (FID) (S)	%	99	70-130		01/26/22 14:28	
4-Bromofluorobenzene (PID) (S)	%	95	70-130		01/26/22 14:28	

LABORATORY CONTROL SAMPLE & LCSD: 3527739 3527740

Parameter	Units	Spike Conc.	LCS Result	LCSD Result	LCS % Rec	LCSD % Rec	% Rec Limits	RPD	Max RPD	Qualifiers
Aliphatic (C05-C08)	mg/kg	15	17.8	15.9	118	106	70-130	11	25	N2
Aromatic (C09-C10)	mg/kg	5	5.7	5.5	114	110	70-130	3	25	N2
4-Bromofluorobenzene (FID) (S)	%				104	99	70-130			
4-Bromofluorobenzene (PID) (S)	%				102	94	70-130			

Results presented on this page are in the units indicated by the "Units" column except where an alternate unit is presented to the right of the result.

REPORT OF LABORATORY ANALYSIS

This report shall not be reproduced, except in full,
without the written consent of Pace Analytical Services, LLC.

Pace Analytical Services, LLC
9800 Kincey Ave. Suite 100
Huntersville, NC 28078
(704)875-9092

QUALITY CONTROL DATA

Project: 2020-L1-2448 CPC Huntersville
Pace Project No.: 92583764

QC Batch: 673155 | Analysis Method: EPA 8260D
QC Batch Method: EPA 5035A/5030B | Analysis Description: 8260D 5035A 5030B
Laboratory: Pace Analytical Services - Charlotte
Associated Lab Samples: 92583764001, 92583764002, 92583764004

METHOD BLANK: 3523530 Matrix: Solid
Associated Lab Samples: 92583764001, 92583764002, 92583764004

Parameter	Units	Blank Result	Reporting Limit	MDL	Analyzed	Qualifiers
1,1,1,2-Tetrachloroethane	ug/kg	ND	5.0	1.9	01/24/22 12:57	
1,1,1-Trichloroethane	ug/kg	ND	5.0	2.6	01/24/22 12:57	
1,1,2,2-Tetrachloroethane	ug/kg	ND	5.0	1.3	01/24/22 12:57	
1,1,2-Trichloroethane	ug/kg	ND	5.0	1.7	01/24/22 12:57	
1,1-Dichloroethane	ug/kg	ND	5.0	2.1	01/24/22 12:57	
1,1-Dichloroethene	ug/kg	ND	5.0	2.1	01/24/22 12:57	
1,1-Dichloropropene	ug/kg	ND	5.0	2.4	01/24/22 12:57	
1,2,3-Trichlorobenzene	ug/kg	ND	5.0	4.0	01/24/22 12:57	
1,2,3-Trichloropropane	ug/kg	ND	5.0	2.5	01/24/22 12:57	
1,2,4-Trichlorobenzene	ug/kg	ND	5.0	4.2	01/24/22 12:57	
1,2,4-Trimethylbenzene	ug/kg	ND	5.0	1.4	01/24/22 12:57	
1,2-Dibromo-3-chloropropane	ug/kg	ND	5.0	1.9	01/24/22 12:57	
1,2-Dibromoethane (EDB)	ug/kg	ND	5.0	2.2	01/24/22 12:57	
1,2-Dichlorobenzene	ug/kg	ND	5.0	1.8	01/24/22 12:57	
1,2-Dichloroethane	ug/kg	ND	5.0	3.3	01/24/22 12:57	
1,2-Dichloropropane	ug/kg	ND	5.0	1.5	01/24/22 12:57	
1,3,5-Trimethylbenzene	ug/kg	ND	5.0	1.7	01/24/22 12:57	
1,3-Dichlorobenzene	ug/kg	ND	5.0	1.6	01/24/22 12:57	
1,3-Dichloropropane	ug/kg	ND	5.0	1.6	01/24/22 12:57	
1,4-Dichlorobenzene	ug/kg	ND	5.0	1.3	01/24/22 12:57	
2,2-Dichloropropane	ug/kg	ND	5.0	1.6	01/24/22 12:57	
2-Butanone (MEK)	ug/kg	ND	100	24.0	01/24/22 12:57	
2-Chlorotoluene	ug/kg	ND	5.0	1.8	01/24/22 12:57	
2-Hexanone	ug/kg	ND	50.0	4.8	01/24/22 12:57	
4-Chlorotoluene	ug/kg	ND	5.0	0.88	01/24/22 12:57	
4-Methyl-2-pentanone (MIBK)	ug/kg	ND	50.0	4.8	01/24/22 12:57	
Acetone	ug/kg	ND	100	32.1	01/24/22 12:57	
Benzene	ug/kg	ND	5.0	2.0	01/24/22 12:57	
Bromobenzene	ug/kg	ND	5.0	1.6	01/24/22 12:57	
Bromochloromethane	ug/kg	ND	5.0	1.5	01/24/22 12:57	
Bromodichloromethane	ug/kg	ND	5.0	1.9	01/24/22 12:57	
Bromoform	ug/kg	ND	5.0	1.8	01/24/22 12:57	
Bromomethane	ug/kg	ND	10.0	7.9	01/24/22 12:57	IK
Carbon tetrachloride	ug/kg	ND	5.0	1.9	01/24/22 12:57	
Chlorobenzene	ug/kg	ND	5.0	0.96	01/24/22 12:57	
Chloroethane	ug/kg	ND	10.0	3.9	01/24/22 12:57	
Chloroform	ug/kg	ND	5.0	3.0	01/24/22 12:57	
Chloromethane	ug/kg	ND	10.0	4.2	01/24/22 12:57	
cis-1,2-Dichloroethene	ug/kg	ND	5.0	1.7	01/24/22 12:57	
cis-1,3-Dichloropropene	ug/kg	ND	5.0	1.4	01/24/22 12:57	

Results presented on this page are in the units indicated by the "Units" column except where an alternate unit is presented to the right of the result.

REPORT OF LABORATORY ANALYSIS

This report shall not be reproduced, except in full,
without the written consent of Pace Analytical Services, LLC.

Pace Analytical Services, LLC
9800 Kincey Ave. Suite 100
Huntersville, NC 28078
(704)875-9092

QUALITY CONTROL DATA

Project: 2020-L1-2448 CPC Huntersville
Pace Project No.: 92583764

METHOD BLANK: 3523530 Matrix: Solid
Associated Lab Samples: 92583764001, 92583764002, 92583764004

Parameter	Units	Blank Result	Reporting Limit	MDL	Analyzed	Qualifiers
Dibromochloromethane	ug/kg	ND	5.0	2.8	01/24/22 12:57	
Dibromomethane	ug/kg	ND	5.0	1.1	01/24/22 12:57	
Dichlorodifluoromethane	ug/kg	ND	10.0	2.2	01/24/22 12:57	
Diisopropyl ether	ug/kg	ND	5.0	1.4	01/24/22 12:57	
Ethylbenzene	ug/kg	ND	5.0	2.3	01/24/22 12:57	
Hexachloro-1,3-butadiene	ug/kg	ND	10.0	8.2	01/24/22 12:57	
Isopropylbenzene (Cumene)	ug/kg	ND	5.0	1.7	01/24/22 12:57	
m&p-Xylene	ug/kg	ND	10.0	3.4	01/24/22 12:57	
Methyl-tert-butyl ether	ug/kg	ND	5.0	1.9	01/24/22 12:57	
Methylene Chloride	ug/kg	ND	20.0	13.7	01/24/22 12:57	
n-Butylbenzene	ug/kg	ND	5.0	2.4	01/24/22 12:57	
n-Propylbenzene	ug/kg	ND	5.0	1.8	01/24/22 12:57	
Naphthalene	ug/kg	ND	5.0	2.6	01/24/22 12:57	
o-Xylene	ug/kg	ND	5.0	2.2	01/24/22 12:57	
p-Isopropyltoluene	ug/kg	ND	5.0	2.5	01/24/22 12:57	
sec-Butylbenzene	ug/kg	ND	5.0	2.2	01/24/22 12:57	
Styrene	ug/kg	ND	5.0	1.3	01/24/22 12:57	
tert-Butylbenzene	ug/kg	ND	5.0	1.8	01/24/22 12:57	
Tetrachloroethene	ug/kg	ND	5.0	1.6	01/24/22 12:57	
Toluene	ug/kg	ND	5.0	1.4	01/24/22 12:57	
trans-1,2-Dichloroethene	ug/kg	ND	5.0	1.8	01/24/22 12:57	
trans-1,3-Dichloropropene	ug/kg	ND	5.0	1.7	01/24/22 12:57	
Trichloroethene	ug/kg	ND	5.0	1.3	01/24/22 12:57	
Trichlorofluoromethane	ug/kg	ND	5.0	2.8	01/24/22 12:57	
Vinyl acetate	ug/kg	ND	50.0	3.6	01/24/22 12:57	
Vinyl chloride	ug/kg	ND	10.0	2.5	01/24/22 12:57	
Xylene (Total)	ug/kg	ND	10.0	2.8	01/24/22 12:57	
1,2-Dichloroethane-d4 (S)	%	107	70-130		01/24/22 12:57	
4-Bromofluorobenzene (S)	%	99	69-134		01/24/22 12:57	
Toluene-d8 (S)	%	98	70-130		01/24/22 12:57	

LABORATORY CONTROL SAMPLE: 3523531

Parameter	Units	Spike Conc.	LCS Result	LCS % Rec	% Rec Limits	Qualifiers
1,1,1,2-Tetrachloroethane	ug/kg	1250	1200	96	70-130	
1,1,1-Trichloroethane	ug/kg	1250	1170	94	70-130	
1,1,2,2-Tetrachloroethane	ug/kg	1250	1290	103	70-130	
1,1,2-Trichloroethane	ug/kg	1250	1300	104	70-130	
1,1-Dichloroethane	ug/kg	1250	1110	89	70-130	
1,1-Dichloroethene	ug/kg	1250	1090	87	70-130	
1,1-Dichloropropene	ug/kg	1250	1110	89	70-130	
1,2,3-Trichlorobenzene	ug/kg	1250	1240	99	65-130	
1,2,3-Trichloropropane	ug/kg	1250	1150	92	70-130	
1,2,4-Trichlorobenzene	ug/kg	1250	1320	106	68-130	

Results presented on this page are in the units indicated by the "Units" column except where an alternate unit is presented to the right of the result.

REPORT OF LABORATORY ANALYSIS

This report shall not be reproduced, except in full,
without the written consent of Pace Analytical Services, LLC.

Pace Analytical Services, LLC
9800 Kincey Ave. Suite 100
Huntersville, NC 28078
(704)875-9092

QUALITY CONTROL DATA

Project: 2020-L1-2448 CPC Huntersville
Pace Project No.: 92583764

LABORATORY CONTROL SAMPLE: 3523531

Parameter	Units	Spike Conc.	LCS Result	LCS % Rec	% Rec Limits	Qualifiers
1,2,4-Trimethylbenzene	ug/kg	1250	1140	91	70-130	
1,2-Dibromo-3-chloropropane	ug/kg	1250	1220	98	70-130	
1,2-Dibromoethane (EDB)	ug/kg	1250	1160	93	70-130	
1,2-Dichlorobenzene	ug/kg	1250	1290	103	70-130	
1,2-Dichloroethane	ug/kg	1250	1170	94	63-130	
1,2-Dichloropropane	ug/kg	1250	1160	93	70-130	
1,3,5-Trimethylbenzene	ug/kg	1250	1170	93	70-130	
1,3-Dichlorobenzene	ug/kg	1250	1200	96	70-130	
1,3-Dichloropropane	ug/kg	1250	1160	93	70-130	
1,4-Dichlorobenzene	ug/kg	1250	1200	96	70-130	
2,2-Dichloropropane	ug/kg	1250	1180	94	66-130	
2-Butanone (MEK)	ug/kg	2500	2170	87	70-130	
2-Chlorotoluene	ug/kg	1250	1280	102	70-130	
2-Hexanone	ug/kg	2500	2280	91	70-130	
4-Chlorotoluene	ug/kg	1250	1260	100	70-130	
4-Methyl-2-pentanone (MIBK)	ug/kg	2500	2430	97	70-130	
Acetone	ug/kg	2500	2120	85	69-130	
Benzene	ug/kg	1250	1150	92	70-130	
Bromobenzene	ug/kg	1250	1240	99	70-130	
Bromochloromethane	ug/kg	1250	1170	94	70-130	
Bromodichloromethane	ug/kg	1250	1290	103	69-130	
Bromoform	ug/kg	1250	1260	101	70-130	
Bromomethane	ug/kg	1250	1460	116	52-130	IK
Carbon tetrachloride	ug/kg	1250	1130	91	70-130	
Chlorobenzene	ug/kg	1250	1180	94	70-130	
Chloroethane	ug/kg	1250	1360	109	65-130	
Chloroform	ug/kg	1250	1250	100	70-130	
Chloromethane	ug/kg	1250	1120	90	55-130	
cis-1,2-Dichloroethene	ug/kg	1250	1160	93	70-130	
cis-1,3-Dichloropropene	ug/kg	1250	1230	98	70-130	
Dibromochloromethane	ug/kg	1250	1140	91	70-130	
Dibromomethane	ug/kg	1250	1230	99	70-130	
Dichlorodifluoromethane	ug/kg	1250	1190	95	45-156	
Diisopropyl ether	ug/kg	1250	1030	83	70-130	
Ethylbenzene	ug/kg	1250	1230	99	70-130	
Hexachloro-1,3-butadiene	ug/kg	1250	1220	98	66-130	
Isopropylbenzene (Cumene)	ug/kg	1250	1140	91	70-130	
m&p-Xylene	ug/kg	2500	2270	91	70-130	
Methyl-tert-butyl ether	ug/kg	1250	1140	91	70-130	
Methylene Chloride	ug/kg	1250	1200	96	65-130	
n-Butylbenzene	ug/kg	1250	1230	98	67-130	
n-Propylbenzene	ug/kg	1250	1170	94	70-130	
Naphthalene	ug/kg	1250	1210	96	70-130	
o-Xylene	ug/kg	1250	1160	92	70-130	
p-Isopropyltoluene	ug/kg	1250	1230	99	67-130	
sec-Butylbenzene	ug/kg	1250	1130	90	69-130	
Styrene	ug/kg	1250	1190	95	70-130	

Results presented on this page are in the units indicated by the "Units" column except where an alternate unit is presented to the right of the result.

REPORT OF LABORATORY ANALYSIS

This report shall not be reproduced, except in full,
without the written consent of Pace Analytical Services, LLC.

Pace Analytical Services, LLC
9800 Kincey Ave. Suite 100
Huntersville, NC 28078
(704)875-9092

QUALITY CONTROL DATA

Project: 2020-L1-2448 CPC Huntersville
Pace Project No.: 92583764

LABORATORY CONTROL SAMPLE: 3523531

Parameter	Units	Spike Conc.	LCS Result	LCS % Rec	% Rec Limits	Qualifiers
tert-Butylbenzene	ug/kg	1250	1150	92	67-130	
Tetrachloroethene	ug/kg	1250	1180	94	70-130	
Toluene	ug/kg	1250	1140	92	70-130	
trans-1,2-Dichloroethene	ug/kg	1250	1140	91	70-130	
trans-1,3-Dichloropropene	ug/kg	1250	1250	100	68-130	
Trichloroethene	ug/kg	1250	1180	94	70-130	
Trichlorofluoromethane	ug/kg	1250	1070	85	70-130	
Vinyl acetate	ug/kg	2500	2860	115	70-130	
Vinyl chloride	ug/kg	1250	1210	97	61-130	
Xylene (Total)	ug/kg	3750	3430	91	70-130	
1,2-Dichloroethane-d4 (S)	%			91	70-130	
4-Bromofluorobenzene (S)	%			98	69-134	
Toluene-d8 (S)	%			100	70-130	

MATRIX SPIKE SAMPLE: 3523532

Parameter	Units	92583780002 Result	Spike Conc.	MS Result	MS % Rec	% Rec Limits	Qualifiers
1,1,1,2-Tetrachloroethane	ug/kg	ND	940	973	103	70-131	
1,1,1-Trichloroethane	ug/kg	ND	940	1050	112	65-133	
1,1,2,2-Tetrachloroethane	ug/kg	ND	940	958	102	66-130	
1,1,2-Trichloroethane	ug/kg	ND	940	1000	106	66-133	
1,1-Dichloroethane	ug/kg	ND	940	991	105	65-130	
1,1-Dichloroethene	ug/kg	ND	940	971	103	10-158	
1,1-Dichloropropene	ug/kg	ND	940	1060	113	68-133	
1,2,3-Trichlorobenzene	ug/kg	ND	940	835	89	27-138	
1,2,3-Trichloropropane	ug/kg	ND	940	762	81	67-130	
1,2,4-Trichlorobenzene	ug/kg	ND	940	970	103	51-134	
1,2,4-Trimethylbenzene	ug/kg	ND	940	922	98	63-136	
1,2-Dibromo-3-chloropropane	ug/kg	ND	940	778	83	32-130	
1,2-Dibromoethane (EDB)	ug/kg	ND	940	881	94	70-130	
1,2-Dichlorobenzene	ug/kg	ND	940	1030	110	69-130	
1,2-Dichloroethane	ug/kg	ND	940	1030	109	59-130	
1,2-Dichloropropane	ug/kg	ND	940	966	103	70-130	
1,3,5-Trimethylbenzene	ug/kg	ND	940	939	100	65-137	
1,3-Dichlorobenzene	ug/kg	ND	940	942	100	70-130	
1,3-Dichloropropane	ug/kg	ND	940	906	96	70-130	
1,4-Dichlorobenzene	ug/kg	ND	940	938	100	68-130	
2,2-Dichloropropane	ug/kg	ND	940	554	59	32-130	
2-Butanone (MEK)	ug/kg	ND	1890	1470	78	10-136	
2-Chlorotoluene	ug/kg	ND	940	1010	107	69-141	
2-Hexanone	ug/kg	ND	1890	1440	76	10-144	
4-Chlorotoluene	ug/kg	ND	940	986	105	70-132	
4-Methyl-2-pentanone (MIBK)	ug/kg	ND	1890	1660	88	25-143	
Acetone	ug/kg	ND	1890	1400	75	10-130	
Benzene	ug/kg	ND	940	970	103	67-130	

Results presented on this page are in the units indicated by the "Units" column except where an alternate unit is presented to the right of the result.

REPORT OF LABORATORY ANALYSIS

This report shall not be reproduced, except in full,
without the written consent of Pace Analytical Services, LLC.

Pace Analytical Services, LLC
9800 Kincey Ave. Suite 100
Huntersville, NC 28078
(704)875-9092

QUALITY CONTROL DATA

Project: 2020-L1-2448 CPC Huntersville
Pace Project No.: 92583764

MATRIX SPIKE SAMPLE: 3523532

Parameter	Units	92583780002 Result	Spike Conc.	MS Result	MS % Rec	% Rec Limits	Qualifiers
Bromobenzene	ug/kg	ND	940	953	101	70-130	
Bromochloromethane	ug/kg	ND	940	959	102	69-134	
Bromodichloromethane	ug/kg	ND	940	1000	107	64-130	
Bromoform	ug/kg	ND	940	854	91	62-130	
Bromomethane	ug/kg	ND	940	840	89	20-176	IK
Carbon tetrachloride	ug/kg	ND	940	986	105	65-140	
Chlorobenzene	ug/kg	ND	940	978	104	70-130	
Chloroethane	ug/kg	ND	940	414	44	10-130	
Chloroform	ug/kg	ND	940	1090	115	63-130	
Chloromethane	ug/kg	ND	940	1080	115	58-130	
cis-1,2-Dichloroethene	ug/kg	ND	940	1040	111	66-130	
cis-1,3-Dichloropropene	ug/kg	ND	940	835	89	67-130	
Dibromochloromethane	ug/kg	ND	940	820	87	67-130	
Dibromomethane	ug/kg	ND	940	943	100	63-131	
Dichlorodifluoromethane	ug/kg	ND	940	1140	121	44-180	
Diisopropyl ether	ug/kg	ND	940	891	95	63-130	
Ethylbenzene	ug/kg	ND	940	1050	112	66-130	
Hexachloro-1,3-butadiene	ug/kg	ND	940	934	99	64-150	
Isopropylbenzene (Cumene)	ug/kg	ND	940	972	103	69-135	
m&p-Xylene	ug/kg	ND	1890	1950	103	60-133	
Methyl-tert-butyl ether	ug/kg	ND	940	922	98	65-130	
Methylene Chloride	ug/kg	ND	940	1020	108	61-130	
n-Butylbenzene	ug/kg	ND	940	938	100	65-140	
n-Propylbenzene	ug/kg	ND	940	963	102	67-140	
Naphthalene	ug/kg	ND	940	799	85	15-145	
o-Xylene	ug/kg	ND	940	977	104	66-133	
p-Isopropyltoluene	ug/kg	ND	940	975	104	56-147	
sec-Butylbenzene	ug/kg	ND	940	960	102	65-139	
Styrene	ug/kg	ND	940	923	98	70-132	
tert-Butylbenzene	ug/kg	ND	940	965	103	62-135	
Tetrachloroethene	ug/kg	12.9	940	1010	106	70-135	
Toluene	ug/kg	6.4J	940	981	104	67-130	
trans-1,2-Dichloroethene	ug/kg	ND	940	976	104	69-130	
trans-1,3-Dichloropropene	ug/kg	ND	940	836	89	62-130	
Trichloroethene	ug/kg	ND	940	1000	106	70-135	
Trichlorofluoromethane	ug/kg	ND	940	533	57	10-130	
Vinyl acetate	ug/kg	ND	1890	1720	91	53-130	
Vinyl chloride	ug/kg	ND	940	1110	118	61-148	
Xylene (Total)	ug/kg	ND	2820	2920	104	63-132	
1,2-Dichloroethane-d4 (S)	%				114	70-130	
4-Bromofluorobenzene (S)	%				99	69-134	
Toluene-d8 (S)	%				100	70-130	

Results presented on this page are in the units indicated by the "Units" column except where an alternate unit is presented to the right of the result.

REPORT OF LABORATORY ANALYSIS

This report shall not be reproduced, except in full,
without the written consent of Pace Analytical Services, LLC.

Pace Analytical Services, LLC
9800 Kincey Ave. Suite 100
Huntersville, NC 28078
(704)875-9092

QUALITY CONTROL DATA

Project: 2020-L1-2448 CPC Huntersville
Pace Project No.: 92583764

SAMPLE DUPLICATE: 3523533

Parameter	Units	92583780003 Result	Dup Result	RPD	Max RPD	Qualifiers
1,1,1,2-Tetrachloroethane	ug/kg	ND	ND		30	
1,1,1-Trichloroethane	ug/kg	ND	ND		30	
1,1,2,2-Tetrachloroethane	ug/kg	ND	ND		30	
1,1,2-Trichloroethane	ug/kg	ND	ND		30	
1,1-Dichloroethane	ug/kg	ND	ND		30	
1,1-Dichloroethene	ug/kg	ND	ND		30	
1,1-Dichloropropene	ug/kg	ND	ND		30	
1,2,3-Trichlorobenzene	ug/kg	ND	ND		30	
1,2,3-Trichloropropane	ug/kg	ND	ND		30	
1,2,4-Trichlorobenzene	ug/kg	ND	ND		30	
1,2,4-Trimethylbenzene	ug/kg	ND	ND		30	
1,2-Dibromo-3-chloropropane	ug/kg	ND	ND		30	
1,2-Dibromoethane (EDB)	ug/kg	ND	ND		30	
1,2-Dichlorobenzene	ug/kg	ND	ND		30	
1,2-Dichloroethane	ug/kg	ND	ND		30	
1,2-Dichloropropane	ug/kg	ND	ND		30	
1,3,5-Trimethylbenzene	ug/kg	ND	ND		30	
1,3-Dichlorobenzene	ug/kg	ND	ND		30	
1,3-Dichloropropane	ug/kg	ND	ND		30	
1,4-Dichlorobenzene	ug/kg	ND	ND		30	
2,2-Dichloropropane	ug/kg	ND	ND		30	
2-Butanone (MEK)	ug/kg	ND	ND		30	
2-Chlorotoluene	ug/kg	ND	ND		30	
2-Hexanone	ug/kg	ND	ND		30	
4-Chlorotoluene	ug/kg	ND	ND		30	
4-Methyl-2-pentanone (MIBK)	ug/kg	ND	ND		30	
Acetone	ug/kg	ND	ND		30	
Benzene	ug/kg	ND	ND		30	
Bromobenzene	ug/kg	ND	ND		30	
Bromochloromethane	ug/kg	ND	ND		30	
Bromodichloromethane	ug/kg	ND	ND		30	
Bromoform	ug/kg	ND	ND		30	
Bromomethane	ug/kg	ND	ND		30	IK
Carbon tetrachloride	ug/kg	ND	ND		30	
Chlorobenzene	ug/kg	ND	ND		30	
Chloroethane	ug/kg	ND	ND		30	
Chloroform	ug/kg	ND	ND		30	
Chloromethane	ug/kg	ND	ND		30	
cis-1,2-Dichloroethene	ug/kg	ND	ND		30	
cis-1,3-Dichloropropene	ug/kg	ND	ND		30	
Dibromochloromethane	ug/kg	ND	ND		30	
Dibromomethane	ug/kg	ND	ND		30	
Dichlorodifluoromethane	ug/kg	ND	ND		30	
Diisopropyl ether	ug/kg	ND	ND		30	
Ethylbenzene	ug/kg	ND	ND		30	
Hexachloro-1,3-butadiene	ug/kg	ND	ND		30	
Isopropylbenzene (Cumene)	ug/kg	ND	ND		30	

Results presented on this page are in the units indicated by the "Units" column except where an alternate unit is presented to the right of the result.

REPORT OF LABORATORY ANALYSIS

This report shall not be reproduced, except in full,
without the written consent of Pace Analytical Services, LLC.

Pace Analytical Services, LLC
9800 Kincey Ave. Suite 100
Huntersville, NC 28078
(704)875-9092

QUALITY CONTROL DATA

Project: 2020-L1-2448 CPC Huntersville
Pace Project No.: 92583764

SAMPLE DUPLICATE: 3523533

Parameter	Units	92583780003 Result	Dup Result	RPD	Max RPD	Qualifiers
m&p-Xylene	ug/kg	ND	ND		30	
Methyl-tert-butyl ether	ug/kg	ND	ND		30	
Methylene Chloride	ug/kg	ND	ND		30	
n-Butylbenzene	ug/kg	ND	ND		30	
n-Propylbenzene	ug/kg	ND	ND		30	
Naphthalene	ug/kg	ND	ND		30	
o-Xylene	ug/kg	ND	ND		30	
p-Isopropyltoluene	ug/kg	ND	ND		30	
sec-Butylbenzene	ug/kg	ND	ND		30	
Styrene	ug/kg	ND	ND		30	
tert-Butylbenzene	ug/kg	ND	ND		30	
Tetrachloroethene	ug/kg	ND	ND		30	
Toluene	ug/kg	4.6J	4.8J		30	
trans-1,2-Dichloroethene	ug/kg	ND	ND		30	
trans-1,3-Dichloropropene	ug/kg	ND	ND		30	
Trichloroethene	ug/kg	ND	ND		30	
Trichlorofluoromethane	ug/kg	ND	ND		30	
Vinyl acetate	ug/kg	ND	ND		30	
Vinyl chloride	ug/kg	ND	ND		30	
Xylene (Total)	ug/kg	ND	ND		30	
1,2-Dichloroethane-d4 (S)	%	110	110			
4-Bromofluorobenzene (S)	%	100	99			
Toluene-d8 (S)	%	100	101			

Results presented on this page are in the units indicated by the "Units" column except where an alternate unit is presented to the right of the result.

REPORT OF LABORATORY ANALYSIS

This report shall not be reproduced, except in full,
without the written consent of Pace Analytical Services, LLC.

Pace Analytical Services, LLC
9800 Kincey Ave. Suite 100
Huntersville, NC 28078
(704)875-9092

QUALITY CONTROL DATA

Project: 2020-L1-2448 CPC Huntersville
Pace Project No.: 92583764

QC Batch: 674006
QC Batch Method: EPA 5035A/5030B
Analysis Method: EPA 8260D
Analysis Description: 8260D 5035A 5030B
Laboratory: Pace Analytical Services - Charlotte

Associated Lab Samples: 92583764003

METHOD BLANK: 3527699 Matrix: Solid
Associated Lab Samples: 92583764003

Parameter	Units	Blank Result	Reporting Limit	MDL	Analyzed	Qualifiers
1,1,1,2-Tetrachloroethane	ug/kg	ND	5.0	1.9	01/26/22 12:21	
1,1,1-Trichloroethane	ug/kg	ND	5.0	2.6	01/26/22 12:21	
1,1,2,2-Tetrachloroethane	ug/kg	ND	5.0	1.3	01/26/22 12:21	
1,1,2-Trichloroethane	ug/kg	ND	5.0	1.7	01/26/22 12:21	
1,1-Dichloroethane	ug/kg	ND	5.0	2.1	01/26/22 12:21	
1,1-Dichloroethene	ug/kg	ND	5.0	2.1	01/26/22 12:21	
1,1-Dichloropropene	ug/kg	ND	5.0	2.4	01/26/22 12:21	
1,2,3-Trichlorobenzene	ug/kg	ND	5.0	4.0	01/26/22 12:21	
1,2,3-Trichloropropane	ug/kg	ND	5.0	2.5	01/26/22 12:21	
1,2,4-Trichlorobenzene	ug/kg	ND	5.0	4.2	01/26/22 12:21	
1,2,4-Trimethylbenzene	ug/kg	ND	5.0	1.4	01/26/22 12:21	
1,2-Dibromo-3-chloropropane	ug/kg	ND	5.0	1.9	01/26/22 12:21	
1,2-Dibromoethane (EDB)	ug/kg	ND	5.0	2.2	01/26/22 12:21	
1,2-Dichlorobenzene	ug/kg	ND	5.0	1.8	01/26/22 12:21	
1,2-Dichloroethane	ug/kg	ND	5.0	3.3	01/26/22 12:21	
1,2-Dichloropropane	ug/kg	ND	5.0	1.5	01/26/22 12:21	
1,3,5-Trimethylbenzene	ug/kg	ND	5.0	1.7	01/26/22 12:21	
1,3-Dichlorobenzene	ug/kg	ND	5.0	1.6	01/26/22 12:21	
1,3-Dichloropropane	ug/kg	ND	5.0	1.6	01/26/22 12:21	
1,4-Dichlorobenzene	ug/kg	ND	5.0	1.3	01/26/22 12:21	
2,2-Dichloropropane	ug/kg	ND	5.0	1.6	01/26/22 12:21	v2
2-Butanone (MEK)	ug/kg	ND	100	24.0	01/26/22 12:21	
2-Chlorotoluene	ug/kg	ND	5.0	1.8	01/26/22 12:21	
2-Hexanone	ug/kg	ND	50.0	4.8	01/26/22 12:21	
4-Chlorotoluene	ug/kg	ND	5.0	0.88	01/26/22 12:21	
4-Methyl-2-pentanone (MIBK)	ug/kg	ND	50.0	4.8	01/26/22 12:21	
Acetone	ug/kg	ND	100	32.1	01/26/22 12:21	
Benzene	ug/kg	ND	5.0	2.0	01/26/22 12:21	
Bromobenzene	ug/kg	ND	5.0	1.6	01/26/22 12:21	
Bromochloromethane	ug/kg	ND	5.0	1.5	01/26/22 12:21	
Bromodichloromethane	ug/kg	ND	5.0	1.9	01/26/22 12:21	
Bromoform	ug/kg	ND	5.0	1.8	01/26/22 12:21	
Bromomethane	ug/kg	ND	10.0	7.9	01/26/22 12:21	IK
Carbon tetrachloride	ug/kg	ND	5.0	1.9	01/26/22 12:21	
Chlorobenzene	ug/kg	ND	5.0	0.96	01/26/22 12:21	
Chloroethane	ug/kg	ND	10.0	3.9	01/26/22 12:21	
Chloroform	ug/kg	ND	5.0	3.0	01/26/22 12:21	
Chloromethane	ug/kg	ND	10.0	4.2	01/26/22 12:21	
cis-1,2-Dichloroethene	ug/kg	ND	5.0	1.7	01/26/22 12:21	
cis-1,3-Dichloropropene	ug/kg	ND	5.0	1.4	01/26/22 12:21	

Results presented on this page are in the units indicated by the "Units" column except where an alternate unit is presented to the right of the result.

REPORT OF LABORATORY ANALYSIS

This report shall not be reproduced, except in full,
without the written consent of Pace Analytical Services, LLC.

Pace Analytical Services, LLC
9800 Kincey Ave. Suite 100
Huntersville, NC 28078
(704)875-9092

QUALITY CONTROL DATA

Project: 2020-L1-2448 CPC Huntersville
Pace Project No.: 92583764

METHOD BLANK: 3527699 Matrix: Solid
Associated Lab Samples: 92583764003

Parameter	Units	Blank Result	Reporting Limit	MDL	Analyzed	Qualifiers
Dibromochloromethane	ug/kg	ND	5.0	2.8	01/26/22 12:21	
Dibromomethane	ug/kg	ND	5.0	1.1	01/26/22 12:21	
Dichlorodifluoromethane	ug/kg	ND	10.0	2.2	01/26/22 12:21	
Diisopropyl ether	ug/kg	ND	5.0	1.4	01/26/22 12:21	
Ethylbenzene	ug/kg	ND	5.0	2.3	01/26/22 12:21	
Hexachloro-1,3-butadiene	ug/kg	ND	10.0	8.2	01/26/22 12:21	
Isopropylbenzene (Cumene)	ug/kg	ND	5.0	1.7	01/26/22 12:21	
m&p-Xylene	ug/kg	ND	10.0	3.4	01/26/22 12:21	
Methyl-tert-butyl ether	ug/kg	ND	5.0	1.9	01/26/22 12:21	
Methylene Chloride	ug/kg	ND	20.0	13.7	01/26/22 12:21	
n-Butylbenzene	ug/kg	ND	5.0	2.4	01/26/22 12:21	
n-Propylbenzene	ug/kg	ND	5.0	1.8	01/26/22 12:21	
Naphthalene	ug/kg	ND	5.0	2.6	01/26/22 12:21	
o-Xylene	ug/kg	ND	5.0	2.2	01/26/22 12:21	
p-Isopropyltoluene	ug/kg	ND	5.0	2.5	01/26/22 12:21	
sec-Butylbenzene	ug/kg	ND	5.0	2.2	01/26/22 12:21	
Styrene	ug/kg	ND	5.0	1.3	01/26/22 12:21	
tert-Butylbenzene	ug/kg	ND	5.0	1.8	01/26/22 12:21	
Tetrachloroethene	ug/kg	ND	5.0	1.6	01/26/22 12:21	
Toluene	ug/kg	ND	5.0	1.4	01/26/22 12:21	
trans-1,2-Dichloroethene	ug/kg	ND	5.0	1.8	01/26/22 12:21	
trans-1,3-Dichloropropene	ug/kg	ND	5.0	1.7	01/26/22 12:21	
Trichloroethene	ug/kg	ND	5.0	1.3	01/26/22 12:21	
Trichlorofluoromethane	ug/kg	ND	5.0	2.8	01/26/22 12:21	
Vinyl acetate	ug/kg	ND	50.0	3.6	01/26/22 12:21	
Vinyl chloride	ug/kg	ND	10.0	2.5	01/26/22 12:21	
Xylene (Total)	ug/kg	ND	10.0	2.8	01/26/22 12:21	
1,2-Dichloroethane-d4 (S)	%	103	70-130		01/26/22 12:21	
4-Bromofluorobenzene (S)	%	99	69-134		01/26/22 12:21	
Toluene-d8 (S)	%	96	70-130		01/26/22 12:21	

LABORATORY CONTROL SAMPLE: 3527700

Parameter	Units	Spike Conc.	LCS Result	LCS % Rec	% Rec Limits	Qualifiers
1,1,1,2-Tetrachloroethane	ug/kg	1250	1270	101	70-130	
1,1,1-Trichloroethane	ug/kg	1250	1250	100	70-130	
1,1,2,2-Tetrachloroethane	ug/kg	1250	1360	109	70-130	
1,1,2-Trichloroethane	ug/kg	1250	1410	113	70-130	
1,1-Dichloroethane	ug/kg	1250	1190	95	70-130	
1,1-Dichloroethene	ug/kg	1250	1210	96	70-130	
1,1-Dichloropropene	ug/kg	1250	1230	98	70-130	
1,2,3-Trichlorobenzene	ug/kg	1250	1260	101	65-130	
1,2,3-Trichloropropane	ug/kg	1250	1190	95	70-130	
1,2,4-Trichlorobenzene	ug/kg	1250	1360	109	68-130	

Results presented on this page are in the units indicated by the "Units" column except where an alternate unit is presented to the right of the result.

REPORT OF LABORATORY ANALYSIS

This report shall not be reproduced, except in full,
without the written consent of Pace Analytical Services, LLC.

Pace Analytical Services, LLC
9800 Kincey Ave. Suite 100
Huntersville, NC 28078
(704)875-9092

QUALITY CONTROL DATA

Project: 2020-L1-2448 CPC Huntersville
Pace Project No.: 92583764

LABORATORY CONTROL SAMPLE: 3527700

Parameter	Units	Spike Conc.	LCS Result	LCS % Rec	% Rec Limits	Qualifiers
1,2,4-Trimethylbenzene	ug/kg	1250	1250	100	70-130	
1,2-Dibromo-3-chloropropane	ug/kg	1250	1210	97	70-130	
1,2-Dibromoethane (EDB)	ug/kg	1250	1220	98	70-130	
1,2-Dichlorobenzene	ug/kg	1250	1330	107	70-130	
1,2-Dichloroethane	ug/kg	1250	1250	100	63-130	
1,2-Dichloropropane	ug/kg	1250	1240	100	70-130	
1,3,5-Trimethylbenzene	ug/kg	1250	1200	96	70-130	
1,3-Dichlorobenzene	ug/kg	1250	1210	97	70-130	
1,3-Dichloropropane	ug/kg	1250	1210	96	70-130	
1,4-Dichlorobenzene	ug/kg	1250	1230	98	70-130	
2,2-Dichloropropane	ug/kg	1250	1270	102	66-130	v3
2-Butanone (MEK)	ug/kg	2500	2350	94	70-130	
2-Chlorotoluene	ug/kg	1250	1330	106	70-130	
2-Hexanone	ug/kg	2500	2350	94	70-130	
4-Chlorotoluene	ug/kg	1250	1280	102	70-130	
4-Methyl-2-pentanone (MIBK)	ug/kg	2500	2540	102	70-130	
Acetone	ug/kg	2500	2160	86	69-130	
Benzene	ug/kg	1250	1220	98	70-130	
Bromobenzene	ug/kg	1250	1280	102	70-130	
Bromochloromethane	ug/kg	1250	1270	101	70-130	
Bromodichloromethane	ug/kg	1250	1340	107	69-130	
Bromoform	ug/kg	1250	1310	105	70-130	
Bromomethane	ug/kg	1250	1610	129	52-130	IK
Carbon tetrachloride	ug/kg	1250	1260	101	70-130	
Chlorobenzene	ug/kg	1250	1240	99	70-130	
Chloroethane	ug/kg	1250	1460	117	65-130	
Chloroform	ug/kg	1250	1310	104	70-130	
Chloromethane	ug/kg	1250	1200	96	55-130	
cis-1,2-Dichloroethene	ug/kg	1250	1240	99	70-130	
cis-1,3-Dichloropropene	ug/kg	1250	1310	105	70-130	
Dibromochloromethane	ug/kg	1250	1190	95	70-130	
Dibromomethane	ug/kg	1250	1360	109	70-130	
Dichlorodifluoromethane	ug/kg	1250	1390	111	45-156	
Diisopropyl ether	ug/kg	1250	1080	86	70-130	
Ethylbenzene	ug/kg	1250	1300	104	70-130	
Hexachloro-1,3-butadiene	ug/kg	1250	1300	104	66-130	
Isopropylbenzene (Cumene)	ug/kg	1250	1210	97	70-130	
m&p-Xylene	ug/kg	2500	2400	96	70-130	
Methyl-tert-butyl ether	ug/kg	1250	1210	97	70-130	
Methylene Chloride	ug/kg	1250	1260	101	65-130	
n-Butylbenzene	ug/kg	1250	1270	101	67-130	
n-Propylbenzene	ug/kg	1250	1210	97	70-130	
Naphthalene	ug/kg	1250	1170	94	70-130	
o-Xylene	ug/kg	1250	1220	98	70-130	
p-Isopropyltoluene	ug/kg	1250	1270	101	67-130	
sec-Butylbenzene	ug/kg	1250	1180	95	69-130	
Styrene	ug/kg	1250	1240	99	70-130	

Results presented on this page are in the units indicated by the "Units" column except where an alternate unit is presented to the right of the result.

REPORT OF LABORATORY ANALYSIS

This report shall not be reproduced, except in full,
without the written consent of Pace Analytical Services, LLC.

Pace Analytical Services, LLC
9800 Kincey Ave. Suite 100
Huntersville, NC 28078
(704)875-9092

QUALITY CONTROL DATA

Project: 2020-L1-2448 CPC Huntersville
Pace Project No.: 92583764

LABORATORY CONTROL SAMPLE: 3527700

Parameter	Units	Spike Conc.	LCS Result	LCS % Rec	% Rec Limits	Qualifiers
tert-Butylbenzene	ug/kg	1250	1190	95	67-130	
Tetrachloroethene	ug/kg	1250	1280	102	70-130	
Toluene	ug/kg	1250	1230	98	70-130	
trans-1,2-Dichloroethene	ug/kg	1250	1220	97	70-130	
trans-1,3-Dichloropropene	ug/kg	1250	1340	107	68-130	
Trichloroethene	ug/kg	1250	1270	102	70-130	
Trichlorofluoromethane	ug/kg	1250	1240	99	70-130	
Vinyl acetate	ug/kg	2500	3020	121	70-130	
Vinyl chloride	ug/kg	1250	1360	109	61-130	
Xylene (Total)	ug/kg	3750	3620	97	70-130	
1,2-Dichloroethane-d4 (S)	%			91	70-130	
4-Bromofluorobenzene (S)	%			98	69-134	
Toluene-d8 (S)	%			100	70-130	

MATRIX SPIKE & MATRIX SPIKE DUPLICATE: 3527701 3527702

Parameter	Units	92582958005 Result	MS Spike Conc.	MSD Spike Conc.	MS Result	MSD Result	MS % Rec	MSD % Rec	% Rec Limits	RPD	Max RPD	Qual
1,1,1,2-Tetrachloroethane	ug/kg	ND	7360	7360	5980	5680	81	77	70-131	5	30	
1,1,1-Trichloroethane	ug/kg	ND	7360	7360	6070	5980	82	81	65-133	2	30	
1,1,2,2-Tetrachloroethane	ug/kg	ND	7360	7360	6350	6020	86	82	66-130	5	30	
1,1,2-Trichloroethane	ug/kg	ND	7360	7360	6520	6180	88	84	66-133	5	30	
1,1-Dichloroethane	ug/kg	ND	7360	7360	5620	5370	76	73	65-130	5	30	
1,1-Dichloroethene	ug/kg	ND	7360	7360	5890	5620	80	76	10-158	5	30	
1,1-Dichloropropene	ug/kg	ND	7360	7360	6280	5860	85	80	68-133	7	30	
1,2,3-Trichlorobenzene	ug/kg	ND	7360	7360	5590	5650	76	77	27-138	1	30	
1,2,3-Trichloropropane	ug/kg	ND	7360	7360	5300	4990	72	68	67-130	6	30	
1,2,4-Trichlorobenzene	ug/kg	ND	7360	7360	6170	6010	84	82	51-134	3	30	
1,2,4-Trimethylbenzene	ug/kg	60500	7360	7360	62000	66900	20	87	63-136	8	30	M1
1,2-Dibromo-3-chloropropane	ug/kg	ND	7360	7360	5180	4930	70	67	32-130	5	30	
1,2-Dibromoethane (EDB)	ug/kg	ND	7360	7360	5620	5330	76	72	70-130	5	30	
1,2-Dichlorobenzene	ug/kg	ND	7360	7360	6190	6120	84	83	69-130	1	30	
1,2-Dichloroethane	ug/kg	ND	7360	7360	5830	5570	79	76	59-130	5	30	
1,2-Dichloropropane	ug/kg	ND	7360	7360	5710	5470	77	74	70-130	4	30	
1,3,5-Trimethylbenzene	ug/kg	9100	7360	7360	15000	15500	80	87	65-137	3	30	
1,3-Dichlorobenzene	ug/kg	ND	7360	7360	5890	5720	80	78	70-130	3	30	
1,3-Dichloropropane	ug/kg	ND	7360	7360	5730	5410	78	73	70-130	6	30	
1,4-Dichlorobenzene	ug/kg	ND	7360	7360	5830	5680	79	77	68-130	3	30	
2,2-Dichloropropane	ug/kg	ND	7360	7360	5630	5400	76	73	32-130	4	30	v3
2-Butanone (MEK)	ug/kg	ND	14700	14700	10600	10300	72	70	10-136	2	30	
2-Chlorotoluene	ug/kg	ND	7360	7360	7190	7100	98	96	69-141	1	30	
2-Hexanone	ug/kg	ND	14700	14700	10900	10700	74	73	10-144	2	30	
4-Chlorotoluene	ug/kg	ND	7360	7360	5940	5710	81	78	70-132	4	30	
4-Methyl-2-pentanone (MIBK)	ug/kg	ND	14700	14700	11500	11400	78	77	25-143	1	30	

Results presented on this page are in the units indicated by the "Units" column except where an alternate unit is presented to the right of the result.

REPORT OF LABORATORY ANALYSIS

This report shall not be reproduced, except in full,
without the written consent of Pace Analytical Services, LLC.

Pace Analytical Services, LLC
9800 Kincey Ave. Suite 100
Huntersville, NC 28078
(704)875-9092

QUALITY CONTROL DATA

Project: 2020-L1-2448 CPC Huntersville
Pace Project No.: 92583764

MATRIX SPIKE & MATRIX SPIKE DUPLICATE: 3527701 3527702

Parameter	Units	92582958005 Result	MS Spike Conc.	MSD Spike Conc.	MS Result	MSD Result	MS % Rec	MSD % Rec	% Rec Limits	RPD	Max RPD	Qual
Acetone	ug/kg	ND	14700	14700	8960	8730	61	59	10-130	3	30	
Benzene	ug/kg	ND	7360	7360	5810	5560	79	75	67-130	5	30	
Bromobenzene	ug/kg	ND	7360	7360	5950	5800	81	79	70-130	3	30	
Bromochloromethane	ug/kg	ND	7360	7360	5690	5360	77	73	69-134	6	30	
Bromodichloromethane	ug/kg	ND	7360	7360	6160	5820	84	79	64-130	6	30	
Bromoform	ug/kg	ND	7360	7360	5350	5280	73	72	62-130	1	30	
Bromomethane	ug/kg	ND	7360	7360	6730	6040	91	82	20-176	11	30	IK
Carbon tetrachloride	ug/kg	ND	7360	7360	6150	5850	83	79	65-140	5	30	
Chlorobenzene	ug/kg	ND	7360	7360	6220	5960	84	81	70-130	4	30	
Chloroethane	ug/kg	ND	7360	7360	4550	3810	62	52	10-130	18	30	
Chloroform	ug/kg	ND	7360	7360	6010	5960	81	80	63-130	1	30	
Chloromethane	ug/kg	ND	7360	7360	5980	5700	81	77	58-130	5	30	
cis-1,2-Dichloroethene	ug/kg	ND	7360	7360	5790	5540	79	75	66-130	4	30	
cis-1,3-Dichloropropene	ug/kg	ND	7360	7360	5720	5420	78	74	67-130	5	30	
Dibromochloromethane	ug/kg	ND	7360	7360	5240	5020	71	68	67-130	4	30	
Dibromomethane	ug/kg	ND	7360	7360	5730	5590	78	76	63-131	2	30	
Dichlorodifluoromethane	ug/kg	ND	7360	7360	7280	6790	99	92	44-180	7	30	
Diisopropyl ether	ug/kg	ND	7360	7360	4920	4640	67	63	63-130	6	30	
Ethylbenzene	ug/kg	490	7360	7360	7090	6800	90	86	66-130	4	30	
Hexachloro-1,3-butadiene	ug/kg	ND	7360	7360	6490	6350	88	86	64-150	2	30	
Isopropylbenzene (Cumene)	ug/kg	2280	7360	7360	8460	8380	84	83	69-135	1	30	
m&p-Xylene	ug/kg	532	14700	14700	12800	12100	83	78	60-133	5	30	
Methyl-tert-butyl ether	ug/kg	ND	7360	7360	5300	4960	72	67	65-130	7	30	
Methylene Chloride	ug/kg	ND	7360	7360	6130	5720	80	74	61-130	7	30	
n-Butylbenzene	ug/kg	5790	7360	7360	12600	12900	92	97	65-140	3	30	
n-Propylbenzene	ug/kg	13000	7360	7360	18200	19000	70	80	67-140	4	30	
Naphthalene	ug/kg	1080	7360	7360	6520	6590	74	75	15-145	1	30	
o-Xylene	ug/kg	ND	7360	7360	6080	5870	82	80	66-133	3	30	
p-Isopropyltoluene	ug/kg	ND	7360	7360	8390	8420	114	114	56-147	0	30	
sec-Butylbenzene	ug/kg	ND	7360	7360	8180	8300	111	113	65-139	1	30	
Styrene	ug/kg	ND	7360	7360	6050	5730	82	78	70-132	5	30	
tert-Butylbenzene	ug/kg	ND	7360	7360	6160	6040	84	82	62-135	2	30	
Tetrachloroethene	ug/kg	ND	7360	7360	6650	6360	90	86	70-135	4	30	
Toluene	ug/kg	ND	7360	7360	5770	5490	78	74	67-130	5	30	
trans-1,2-Dichloroethene	ug/kg	ND	7360	7360	5820	5480	79	74	69-130	6	30	
trans-1,3-Dichloropropene	ug/kg	ND	7360	7360	5550	5380	75	73	62-130	3	30	
Trichloroethene	ug/kg	ND	7360	7360	6250	5990	85	81	70-135	4	30	
Trichlorofluoromethane	ug/kg	ND	7360	7360	6170	6060	84	82	10-130	2	30	
Vinyl acetate	ug/kg	ND	14700	14700	12900	12300	88	83	53-130	5	30	
Vinyl chloride	ug/kg	ND	7360	7360	6680	6290	91	85	61-148	6	30	
Xylene (Total)	ug/kg	532	22000	22000	18800	18000	83	79	63-132	5	30	
1,2-Dichloroethane-d4 (S)	%						96	96	70-130			
4-Bromofluorobenzene (S)	%						101	101	69-134			
Toluene-d8 (S)	%						98	97	70-130			

Results presented on this page are in the units indicated by the "Units" column except where an alternate unit is presented to the right of the result.

REPORT OF LABORATORY ANALYSIS

This report shall not be reproduced, except in full,
without the written consent of Pace Analytical Services, LLC.

Pace Analytical Services, LLC
9800 Kincey Ave. Suite 100
Huntersville, NC 28078
(704)875-9092

QUALITY CONTROL DATA

Project: 2020-L1-2448 CPC Huntersville
Pace Project No.: 92583764

QC Batch: 673174
QC Batch Method: SW-846
Analysis Method: SW-846
Analysis Description: Dry Weight/Percent Moisture
Laboratory: Pace Analytical Services - Charlotte
Associated Lab Samples: 92583764001, 92583764002, 92583764003, 92583764004

SAMPLE DUPLICATE: 3523677

Parameter	Units	92583455001 Result	Dup Result	RPD	Max RPD	Qualifiers
Percent Moisture	%	11.2	10.9	3	25	N2

SAMPLE DUPLICATE: 3523678

Parameter	Units	92583780001 Result	Dup Result	RPD	Max RPD	Qualifiers
Percent Moisture	%	11.2	10.6	6	25	N2

Results presented on this page are in the units indicated by the "Units" column except where an alternate unit is presented to the right of the result.

REPORT OF LABORATORY ANALYSIS

This report shall not be reproduced, except in full,
without the written consent of Pace Analytical Services, LLC.

Pace Analytical Services, LLC
9800 Kincey Ave. Suite 100
Huntersville, NC 28078
(704)875-9092

QUALIFIERS

Project: 2020-L1-2448 CPC Huntersville
Pace Project No.: 92583764

DEFINITIONS

DF - Dilution Factor, if reported, represents the factor applied to the reported data due to dilution of the sample aliquot.

ND - Not Detected at or above adjusted reporting limit.

TNTC - Too Numerous To Count

J - Estimated concentration above the adjusted method detection limit and below the adjusted reporting limit.

MDL - Adjusted Method Detection Limit.

PQL - Practical Quantitation Limit.

RL - Reporting Limit - The lowest concentration value that meets project requirements for quantitative data with known precision and bias for a specific analyte in a specific matrix.

S - Surrogate

1,2-Diphenylhydrazine decomposes to and cannot be separated from Azobenzene using Method 8270. The result for each analyte is a combined concentration.

Consistent with EPA guidelines, unrounded data are displayed and have been used to calculate % recovery and RPD values.

LCS(D) - Laboratory Control Sample (Duplicate)

MS(D) - Matrix Spike (Duplicate)

DUP - Sample Duplicate

RPD - Relative Percent Difference

NC - Not Calculable.

SG - Silica Gel - Clean-Up

U - Indicates the compound was analyzed for, but not detected.

Acid preservation may not be appropriate for 2 Chloroethylvinyl ether.

A separate vial preserved to a pH of 4-5 is recommended in SW846 Chapter 4 for the analysis of Acrolein and Acrylonitrile by EPA Method 8260.

N-Nitrosodiphenylamine decomposes and cannot be separated from Diphenylamine using Method 8270. The result reported for each analyte is a combined concentration.

Reported results are not rounded until the final step prior to reporting. Therefore, calculated parameters that are typically reported as "Total" may vary slightly from the sum of the reported component parameters.

Pace Analytical is TNI accredited. Contact your Pace PM for the current list of accredited analytes.

TNI - The NELAC Institute.

ANALYTE QUALIFIERS

IK	The recalculated concentration of the calibration standard(s) did not meet method acceptance criteria; this result should be considered an estimated value.
M1	Matrix spike recovery exceeded QC limits. Batch accepted based on laboratory control sample (LCS) recovery.
N2	The lab does not hold NELAC/TNI accreditation for this parameter but other accreditations/certifications may apply. A complete list of accreditations/certifications is available upon request.
S2	Surrogate recovery outside laboratory control limits due to matrix interferences (confirmed by similar results from sample re-analysis).
v2	The continuing calibration verification was below the method acceptance limit. The analyte was not detected in the associated samples and the sensitivity of the instrument was verified with a reporting limit check standard.
v3	The continuing calibration verification was below the method acceptance limit. Any detection for the analyte in the associated samples may have low bias.

This report shall not be reproduced, except in full,
without the written consent of Pace Analytical Services, LLC.

Pace Analytical Services, LLC
9800 Kincey Ave. Suite 100
Huntersville, NC 28078
(704)875-9092

QUALITY CONTROL DATA CROSS REFERENCE TABLE

Project: 2020-L1-2448 CPC Huntersville
Pace Project No.: 92583764

Lab ID	Sample ID	QC Batch Method	QC Batch	Analytical Method	Analytical Batch
92583764001	**RW-107 (10-12')**	MADEP VPH	673639	MADEP VPH	673667
92583764002	**RW-107 (26-27')**	MADEP VPH	674011	MADEP VPH	674022
92583764003	**RW-108 (36-38')**	MADEP VPH	673639	MADEP VPH	673667
92583764004	**RW-108 (50-51')**	MADEP VPH	673639	MADEP VPH	673667
92583764001	**RW-107 (10-12')**	EPA 5035A/5030B	673155	EPA 8260D	673374
92583764002	**RW-107 (26-27')**	EPA 5035A/5030B	673155	EPA 8260D	673374
92583764003	**RW-108 (36-38')**	EPA 5035A/5030B	674006	EPA 8260D	674008
92583764004	**RW-108 (50-51')**	EPA 5035A/5030B	673155	EPA 8260D	673374
92583764001	**RW-107 (10-12')**	SW-846	673174		
92583764002	**RW-107 (26-27')**	SW-846	673174		
92583764003	**RW-108 (36-38')**	SW-846	673174		
92583764004	**RW-108 (50-51')**	SW-846	673174		

This report shall not be reproduced, except in full,
without the written consent of Pace Analytical Services, LLC.

CHAIN-OF-CUSTODY Analytical Request Document

Pace Analytical

Chain-of-Custody is a LEGAL DOCUMENT - Complete all relevent fields

LAB WO# : 92583764

92583764

Number or

Company: Apex Companies	Billing Information:
Address: 5900 Northwoods Bus. Pkwy Ste. O	
Report To: Andrew Street tom.naumann@apexcos.com	Email To: andrew.street@apexcos.com
Copy To:	Site Collection Info/Address: Huntersville - Concord Rd.
Customer Project Name/Number:	State: NC County/City: Meck/Huntersville Time Zone Collected: [ ] PT [ ] MT [ ] CT [ ] ET
Phone: Email:	Site/Facility ID #: CPC Huntersville
Collected By (print): Jamie Humphrey	Purchase Order #: Quote #: 2020-L1-2248
Collected By (signature): James Humphrey	Turnaround Date Required: Standard
Sample Disposal: [X] Dispose as appropriate [ ] Return [ ] Archive: _____ [ ] Hold: _____	Rush: [ ] Same Day [ ] Next Day [ ] 2 Day [ ] 3 Day [ ] 4 Day [ ] 5 Day (Expedite Charges Apply)
Compliance Monitoring? [ ] Yes [ ] No	DW PWS ID #: DW Location Code:
Immediately Packed on Ice: [X] Yes [ ] No	Field Filtered (if applicable): [ ] Yes [ ] No Analysis: _____

* Matrix Codes (Insert in Matrix box below): Drinking Water (DW), Ground Water (GW), Wastewater (WW), Product (P), Soil/Solid (SL), Oil (OL), Wipe (WP), Air (AR), Tissue (TS), Bioassay (B), Vapor (V), Other (OT)

Container Preservative Type **: 6 6

** Preservative Types: (1) nitric acid, (2) sulfuric acid, (3) hydrochloric acid, (4) sodium hydroxide, (5) zinc acetate, (6) methanol, (7) sodium bisulfate, (8) sodium thiosulfate, (9) hexane, (A) ascorbic acid, (B) ammonium sulfate, (C) ammonium hydroxide, (D) TSP, (U) Unpreserved, (O) Other _____

Lab Project Manager:

Analyses: MADEP VPH; VOC 8260D

Customer Sample ID	Matrix *	Comp / Grab	Collected (or Composite Start) Date	Collected (or Composite Start) Time	Composite End Date	Composite End Time	Res Cl	# of Ctns	MADEP VPH	VOC 8260D	Lab Profile/Line:
RW-107(10-12')	SL	G	1/19/22	1125				3	X	X	001
RW-107(26-27)	SL	G	1/19/22	1130				3	X	X	002
RW-108(36-38)	SL	G	1/20/22	1500				3	X	X	003
RW-108(50-51')	SL	G	1/20/22	1505				3	X	X	004

Lab Profile/Line:

Lab Sample Receipt Checklist:

Custody Seals Present/Intact	Y N (NA)
Custody Signatures Present	(Y) N NA
Collector Signature Present	(Y) N NA
Bottles Intact	(Y) N NA
Correct Bottles	(Y) N NA
Sufficient Volume	(Y) N NA
Samples Received on Ice	(Y) N NA
VOA - Headspace Acceptable	Y N (NA)
USDA Regulated Soils	Y (N) NA
Samples in Holding Time	(Y) N NA
Residual Chlorine Present	Y N (NA)
Cl Strips: _____	
Sample pH Acceptable	Y N (NA)
pH Strips: _____	
Sulfide Present	Y N (NA)
Lead Acetate Strips: _____	

LAB USE ONLY:
Lab Sample # / Comments:
92583764

Customer Remarks / Special Conditions / Possible Hazards:

Type of Ice Used: (Wet) Blue Dry None

Packing Material Used: other

Radchem sample(s) screened (<500 cpm): Y N (NA)

SHORT HOLDS PRESENT (<72 hours): Y (N) N/A

Lab Tracking #: 2632574

Samples received via: FEDEX UPS (Client) Courier Pace Courier

Lab Sample Temperature Info:
Temp Blank Received: Y (N) NA
Therm ID#: IR9ZT064
Cooler 1 Temp Upon Receipt: 0.3 oC
Cooler 1 Therm Corr. Factor: 0 oC
Cooler 1 Corrected Temp: 0.3 oC
Comments:

Relinquished by/Company: (Signature)	Date/Time:	Received by/Company: (Signature)	Date/Time:
James Humphrey/Apex	1/20/22 1615	KH Pace HVL	1/20/22 1615
Relinquished by/Company: (Signature)	Date/Time:	Received by/Company: (Signature)	Date/Time:
Relinquished by/Company: (Signature)	Date/Time:	Received by/Company: (Signature)	Date/Time:

MTJL LAB USE ONLY
Table #:
Acctnum:
Template:
Prelogin:
PM:
PB:

Trip Blank Received: Y (N) NA
HCL MeOH TSP Other

Non Conformance(s): YES / (NO)

Page: 1 of: 1

***Check mark top half of box if pH and/or dechlorination is verified and within the acceptance range for preservation samples.**

Exceptions: VOA, Coliform, TOC, Oil and Grease, DRO/8015 (water) DOC, LLHg

****Bottom half of box is to list number of bottles**

Project

WO# : 92583764

PM: AMB Due Date: 01/27/22

CLIENT: 92-APEX MOOR

Item#	BP4U-125 mL Plastic Unpreserved (N/A) (Cl-)	BP3U-250 mL Plastic Unpreserved (N/A)	BP2U-500 mL Plastic Unpreserved (N/A)	BP1U-1 liter Plastic Unpreserved (N/A)	BP4S-125 mL Plastic H2SO4 (pH < 2) (Cl-)	BP3N-250 mL plastic HNO3 (pH < 2)	BP4Z-125 mL Plastic ZN Acetate & NaOH (>9)	BP4B-125 mL Plastic NaOH (pH > 12) (Cl-)	WGFU-Wide-mouthed Glass jar Unpreserved	AG1U-1 liter Amber Unpreserved (N/A) (Cl-)	AG1H-1 liter Amber HCl (pH < 2)	AG3U-250 mL Amber Unpreserved (N/A) (Cl-)	AG1S-1 liter Amber H2SO4 (pH < 2)	AG3S-250 mL Amber H2SO4 (pH < 2)	AG3A(DG3A)-250 mL Amber NH4Cl (N/A)(Cl-)	DG9H-40 mL VOA HCl (N/A)	VG9T-40 mL VOA Na2S2O3 (N/A)	VG9U-40 mL VOA Unpreserved (N/A)	DG9P-40 mL VOA H3PO4 (N/A)	VOAK (3 vials per kit)-5035 kit (N/A)	V/GK (3 vials per kit)-VPH/Gas kit (N/A)	SP5T-125 mL Sterile Plastic (N/A – lab)	SP2T-250 mL Sterile Plastic (N/A – lab)		BP3A-250 mL Plastic (NH2)2SO4 (9.3-9.7)	AG0U-100 mL Amber Unpreserved vials (N/A)	VSGU-20 mL Scintillation vials (N/A)	DG9U-40 mL Amber Unpreserved vials (N/A)
1	\				\	\	\	\			\		\	\	\							3			\	\			
2	\				\	\	\	\			\		\	\	\							3			\	\			
3	\				\	\	\	\			\		\	\	\							3			\	\			
4	\				\	\	\	\			\		\	\	\							3			\	\			
5	\				\	\	\	\			\		\	\	\										\	\			
6	\				\	\	\	\			\		\	\	\										\	\			
7	\				\	\	\	\			\		\	\	\										\	\			
8	\				\	\	\	\			\		\	\	\										\	\			
9	\				\	\	\	\			\		\	\	\										\	\			
10	\				\	\	\	\			\		\	\	\										\	\			
11	\				\	\	\	\			\		\	\	\										\	\			
12	\				\	\	\	\			\		\	\	\										\	\			

pH Adjustment Log for Preserved Samples

Sample ID	Type of Preservative	pH upon receipt	Date preservation adjusted	Time preservation adjusted	Amount of Preservative added	Lot #

Note: Whenever there is a discrepancy affecting North Carolina compliance samples, a copy of this form will be sent to the North Carolina DEHNR Certification Office (i.e. Out of hold, incorrect preservative, out of temp, incorrect containers.

Pace Analytical Services, LLC
9800 Kincey Ave. Suite 100
Huntersville, NC 28078
(704)875-9092

February 02, 2022

Andrew Street
Apex Companies - NC
5900 Northwoods Business Pkwy
Suite 5900-0
Charlotte, NC 28269

RE: Project: 2020-L1-2248
Pace Project No.: 92584586

Dear Andrew Street:

Enclosed are the analytical results for sample(s) received by the laboratory on January 26, 2022. The results relate only to the samples included in this report. Results reported herein conform to the applicable TNI/NELAC Standards and the laboratory's Quality Manual, where applicable, unless otherwise noted in the body of the report.

The test results provided in this final report were generated by each of the following laboratories within the Pace Network:

- Pace Analytical Services - Charlotte

If you have any questions concerning this report, please feel free to contact me.

Sincerely,

Angela M. Baioni

Angela Baioni
angela.baioni@pacelabs.com
(704)875-9092
Project Manager

Enclosures

cc: J Culbreath, Colonial Pipeline Company
Naomi Fretz, APEX Companies, LLC
Robert Hughes, Colonial Pipeline
Cameron Lee, Montrose-EPS
Jamie Moran, APEX Companies, LLC
Jeff Morrison, Colonial Pipeline Company
Tom Naumann, APEX Companies - NC
Joe Nicolette, Montrose-EPS
Kaitlyn Nootens, Apex Companies
Christopher Schultz, Apex Companies
Matt Teixeira, Apex Companies, LLC
Michael Verdon, Colonial Pipeline Company
JM Wyatt, Colonial Pipeline Company

REPORT OF LABORATORY ANALYSIS

This report shall not be reproduced, except in full,
without the written consent of Pace Analytical Services, LLC.

Pace Analytical Services, LLC
9800 Kincey Ave. Suite 100
Huntersville, NC 28078
(704)875-9092

CERTIFICATIONS

Project: 2020-L1-2248
Pace Project No.: 92584586

Pace Analytical Services Charlotte

South Carolina Laboratory ID: 99006
9800 Kincey Ave. Ste 100, Huntersville, NC 28078
North Carolina Drinking Water Certification #: 37706
North Carolina Field Services Certification #: 5342
North Carolina Wastewater Certification #: 12
South Carolina Laboratory ID: 99006
South Carolina Certification #: 99006001
South Carolina Drinking Water Cert. #: 99006003
Florida/NELAP Certification #: E87627
Kentucky UST Certification #: 84
Louisiana DoH Drinking Water #: LA029
Virginia/VELAP Certification #: 460221

This report shall not be reproduced, except in full,
without the written consent of Pace Analytical Services, LLC.

Pace Analytical Services, LLC
9800 Kincey Ave. Suite 100
Huntersville, NC 28078
(704)875-9092

SAMPLE SUMMARY

Project: 2020-L1-2248
Pace Project No.: 92584586

Lab ID	Sample ID	Matrix	Date Collected	Date Received
92584586001	**RW-109 (10-12)**	Solid	01/25/22 15:00	01/26/22 07:15
92584586002	**RW-109 (50-52)**	Solid	01/25/22 15:30	01/26/22 07:15

REPORT OF LABORATORY ANALYSIS

This report shall not be reproduced, except in full,
without the written consent of Pace Analytical Services, LLC.

Pace Analytical Services, LLC
9800 Kincey Ave. Suite 100
Huntersville, NC 28078
(704)875-9092

SAMPLE ANALYTE COUNT

Project: 2020-L1-2248
Pace Project No.: 92584586

Lab ID	Sample ID	Method	Analysts	Analytes Reported	Laboratory
92584586001	**RW-109 (10-12)**	MADEP VPH	MAD	6	PASI-C
		EPA 8260D	SAS	70	PASI-C
		SW-846	KDF	1	PASI-C
92584586002	**RW-109 (50-52)**	MADEP VPH	MAD	6	PASI-C
		EPA 8260D	SAS	70	PASI-C
		SW-846	KDF	1	PASI-C

PASI-C = Pace Analytical Services - Charlotte

This report shall not be reproduced, except in full,
without the written consent of Pace Analytical Services, LLC.

Pace Analytical Services, LLC
9800 Kincey Ave. Suite 100
Huntersville, NC 28078
(704)875-9092

ANALYTICAL RESULTS

Project: 2020-L1-2248
Pace Project No.: 92584586

Sample: RW-109 (10-12) **Lab ID: 92584586001** Collected: 01/25/22 15:00 Received: 01/26/22 07:15 Matrix: Solid

Results reported on a "dry weight" basis and are adjusted for percent moisture, sample size and any dilutions.

Parameters	Results	Units	Report Limit	MDL	DF	Prepared	Analyzed	CAS No.	Qual
VPH NC Soil	Analytical Method: MADEP VPH Preparation Method: MADEP VPH Pace Analytical Services - Charlotte								
Total VPH (C5-C12)	**115**	mg/kg	4.3	4.3	1	01/28/22 18:20	01/28/22 21:28		N2
Aliphatic (C05-C08)	**76.0**	mg/kg	4.3	4.3	1	01/28/22 18:20	01/28/22 21:28		N2
Aliphatic(C09-C12) Adjusted	**35.4**	mg/kg	4.3	4.3	1	01/28/22 18:20	01/28/22 21:28		N2
Aromatic (C09-C10)	ND	mg/kg	4.3	4.3	1	01/28/22 18:20	01/28/22 21:28		N2
Surrogates									
4-Bromofluorobenzene (FID) (S)	107	%	70-130		1	01/28/22 18:20	01/28/22 21:28	460-00-4	
4-Bromofluorobenzene (PID) (S)	102	%	70-130		1	01/28/22 18:20	01/28/22 21:28	460-00-4	
8260D/5035A/5030B Volatiles	Analytical Method: EPA 8260D Preparation Method: EPA 5035A/5030B Pace Analytical Services - Charlotte								
Acetone	ND	ug/kg	169	54.2	1	01/26/22 20:41	01/27/22 15:40	67-64-1	v2
Benzene	**97.1**	ug/kg	8.4	3.4	1	01/26/22 20:41	01/27/22 15:40	71-43-2	
Bromobenzene	ND	ug/kg	8.4	2.8	1	01/26/22 20:41	01/27/22 15:40	108-86-1	
Bromochloromethane	ND	ug/kg	8.4	2.5	1	01/26/22 20:41	01/27/22 15:40	74-97-5	
Bromodichloromethane	ND	ug/kg	8.4	3.3	1	01/26/22 20:41	01/27/22 15:40	75-27-4	
Bromoform	ND	ug/kg	8.4	3.0	1	01/26/22 20:41	01/27/22 15:40	75-25-2	
Bromomethane	ND	ug/kg	16.9	13.3	1	01/26/22 20:41	01/27/22 15:40	74-83-9	IK
2-Butanone (MEK)	ND	ug/kg	169	40.5	1	01/26/22 20:41	01/27/22 15:40	78-93-3	
n-Butylbenzene	**10**	ug/kg	8.4	4.0	1	01/26/22 20:41	01/27/22 15:40	104-51-8	
sec-Butylbenzene	ND	ug/kg	8.4	3.7	1	01/26/22 20:41	01/27/22 15:40	135-98-8	v2
tert-Butylbenzene	ND	ug/kg	8.4	3.0	1	01/26/22 20:41	01/27/22 15:40	98-06-6	v2
Carbon tetrachloride	ND	ug/kg	8.4	3.2	1	01/26/22 20:41	01/27/22 15:40	56-23-5	
Chlorobenzene	ND	ug/kg	8.4	1.6	1	01/26/22 20:41	01/27/22 15:40	108-90-7	
Chloroethane	ND	ug/kg	16.9	6.5	1	01/26/22 20:41	01/27/22 15:40	75-00-3	
Chloroform	ND	ug/kg	8.4	5.1	1	01/26/22 20:41	01/27/22 15:40	67-66-3	
Chloromethane	ND	ug/kg	16.9	7.1	1	01/26/22 20:41	01/27/22 15:40	74-87-3	
2-Chlorotoluene	ND	ug/kg	8.4	3.0	1	01/26/22 20:41	01/27/22 15:40	95-49-8	
4-Chlorotoluene	ND	ug/kg	8.4	1.5	1	01/26/22 20:41	01/27/22 15:40	106-43-4	
1,2-Dibromo-3-chloropropane	ND	ug/kg	8.4	3.3	1	01/26/22 20:41	01/27/22 15:40	96-12-8	
Dibromochloromethane	ND	ug/kg	8.4	4.7	1	01/26/22 20:41	01/27/22 15:40	124-48-1	v2
1,2-Dibromoethane (EDB)	ND	ug/kg	8.4	3.7	1	01/26/22 20:41	01/27/22 15:40	106-93-4	
Dibromomethane	ND	ug/kg	8.4	1.8	1	01/26/22 20:41	01/27/22 15:40	74-95-3	
1,2-Dichlorobenzene	ND	ug/kg	8.4	3.0	1	01/26/22 20:41	01/27/22 15:40	95-50-1	
1,3-Dichlorobenzene	ND	ug/kg	8.4	2.6	1	01/26/22 20:41	01/27/22 15:40	541-73-1	
1,4-Dichlorobenzene	ND	ug/kg	8.4	2.2	1	01/26/22 20:41	01/27/22 15:40	106-46-7	
Dichlorodifluoromethane	ND	ug/kg	16.9	3.7	1	01/26/22 20:41	01/27/22 15:40	75-71-8	
1,1-Dichloroethane	ND	ug/kg	8.4	3.5	1	01/26/22 20:41	01/27/22 15:40	75-34-3	
1,2-Dichloroethane	ND	ug/kg	8.4	5.6	1	01/26/22 20:41	01/27/22 15:40	107-06-2	
1,1-Dichloroethene	ND	ug/kg	8.4	3.5	1	01/26/22 20:41	01/27/22 15:40	75-35-4	
cis-1,2-Dichloroethene	ND	ug/kg	8.4	2.9	1	01/26/22 20:41	01/27/22 15:40	156-59-2	
trans-1,2-Dichloroethene	ND	ug/kg	8.4	3.0	1	01/26/22 20:41	01/27/22 15:40	156-60-5	
1,2-Dichloropropane	ND	ug/kg	8.4	2.5	1	01/26/22 20:41	01/27/22 15:40	78-87-5	
1,3-Dichloropropane	ND	ug/kg	8.4	2.6	1	01/26/22 20:41	01/27/22 15:40	142-28-9	
2,2-Dichloropropane	ND	ug/kg	8.4	2.8	1	01/26/22 20:41	01/27/22 15:40	594-20-7	

REPORT OF LABORATORY ANALYSIS

This report shall not be reproduced, except in full,
without the written consent of Pace Analytical Services, LLC.

Pace Analytical Services, LLC
9800 Kincey Ave. Suite 100
Huntersville, NC 28078
(704)875-9092

ANALYTICAL RESULTS

Project: 2020-L1-2248
Pace Project No.: 92584586

Sample: RW-109 (10-12) **Lab ID: 92584586001** Collected: 01/25/22 15:00 Received: 01/26/22 07:15 Matrix: Solid

Results reported on a "dry weight" basis and are adjusted for percent moisture, sample size and any dilutions.

Parameters	Results	Units	Report Limit	MDL	DF	Prepared	Analyzed	CAS No.	Qual
8260D/5035A/5030B Volatiles	Analytical Method: EPA 8260D Preparation Method: EPA 5035A/5030B Pace Analytical Services - Charlotte								
1,1-Dichloropropene	ND	ug/kg	8.4	4.1	1	01/26/22 20:41	01/27/22 15:40	563-58-6	
cis-1,3-Dichloropropene	ND	ug/kg	8.4	2.3	1	01/26/22 20:41	01/27/22 15:40	10061-01-5	
trans-1,3-Dichloropropene	ND	ug/kg	8.4	2.9	1	01/26/22 20:41	01/27/22 15:40	10061-02-6	
Diisopropyl ether	**15.9**	ug/kg	8.4	2.3	1	01/26/22 20:41	01/27/22 15:40	108-20-3	v3
Ethylbenzene	**70.9**	ug/kg	8.4	3.9	1	01/26/22 20:41	01/27/22 15:40	100-41-4	
Hexachloro-1,3-butadiene	ND	ug/kg	16.9	13.8	1	01/26/22 20:41	01/27/22 15:40	87-68-3	
2-Hexanone	ND	ug/kg	84.4	8.1	1	01/26/22 20:41	01/27/22 15:40	591-78-6	
Isopropylbenzene (Cumene)	ND	ug/kg	8.4	2.9	1	01/26/22 20:41	01/27/22 15:40	98-82-8	
p-Isopropyltoluene	**10.3**	ug/kg	8.4	4.2	1	01/26/22 20:41	01/27/22 15:40	99-87-6	
Methylene Chloride	ND	ug/kg	33.8	23.1	1	01/26/22 20:41	01/27/22 15:40	75-09-2	
4-Methyl-2-pentanone (MIBK)	ND	ug/kg	84.4	8.1	1	01/26/22 20:41	01/27/22 15:40	108-10-1	
Methyl-tert-butyl ether	ND	ug/kg	8.4	3.2	1	01/26/22 20:41	01/27/22 15:40	1634-04-4	
Naphthalene	**17.7**	ug/kg	8.4	4.4	1	01/26/22 20:41	01/27/22 15:40	91-20-3	v3
n-Propylbenzene	**30.1**	ug/kg	8.4	3.0	1	01/26/22 20:41	01/27/22 15:40	103-65-1	
Styrene	ND	ug/kg	8.4	2.2	1	01/26/22 20:41	01/27/22 15:40	100-42-5	
1,1,1,2-Tetrachloroethane	ND	ug/kg	8.4	3.2	1	01/26/22 20:41	01/27/22 15:40	630-20-6	
1,1,2,2-Tetrachloroethane	ND	ug/kg	8.4	2.2	1	01/26/22 20:41	01/27/22 15:40	79-34-5	
Tetrachloroethene	ND	ug/kg	8.4	2.7	1	01/26/22 20:41	01/27/22 15:40	127-18-4	
Toluene	**410**	ug/kg	8.4	2.4	1	01/26/22 20:41	01/27/22 15:40	108-88-3	
1,2,3-Trichlorobenzene	ND	ug/kg	8.4	6.8	1	01/26/22 20:41	01/27/22 15:40	87-61-6	
1,2,4-Trichlorobenzene	ND	ug/kg	8.4	7.1	1	01/26/22 20:41	01/27/22 15:40	120-82-1	
1,1,1-Trichloroethane	ND	ug/kg	8.4	4.4	1	01/26/22 20:41	01/27/22 15:40	71-55-6	
1,1,2-Trichloroethane	ND	ug/kg	8.4	2.8	1	01/26/22 20:41	01/27/22 15:40	79-00-5	
Trichloroethene	ND	ug/kg	8.4	2.2	1	01/26/22 20:41	01/27/22 15:40	79-01-6	
Trichlorofluoromethane	ND	ug/kg	8.4	4.6	1	01/26/22 20:41	01/27/22 15:40	75-69-4	
1,2,3-Trichloropropane	ND	ug/kg	8.4	4.3	1	01/26/22 20:41	01/27/22 15:40	96-18-4	
1,2,4-Trimethylbenzene	**166**	ug/kg	8.4	2.3	1	01/26/22 20:41	01/27/22 15:40	95-63-6	
1,3,5-Trimethylbenzene	**54.7**	ug/kg	8.4	2.8	1	01/26/22 20:41	01/27/22 15:40	108-67-8	
Vinyl acetate	ND	ug/kg	84.4	6.1	1	01/26/22 20:41	01/27/22 15:40	108-05-4	
Vinyl chloride	ND	ug/kg	16.9	4.3	1	01/26/22 20:41	01/27/22 15:40	75-01-4	
Xylene (Total)	**376**	ug/kg	16.9	4.8	1	01/26/22 20:41	01/27/22 15:40	1330-20-7	
m&p-Xylene	**247**	ug/kg	16.9	5.8	1	01/26/22 20:41	01/27/22 15:40	179601-23-1	
o-Xylene	**129**	ug/kg	8.4	3.7	1	01/26/22 20:41	01/27/22 15:40	95-47-6	
Surrogates									
Toluene-d8 (S)	101	%	70-130		1	01/26/22 20:41	01/27/22 15:40	2037-26-5	
4-Bromofluorobenzene (S)	100	%	69-134		1	01/26/22 20:41	01/27/22 15:40	460-00-4	
1,2-Dichloroethane-d4 (S)	109	%	70-130		1	01/26/22 20:41	01/27/22 15:40	17060-07-0	
Percent Moisture	Analytical Method: SW-846 Pace Analytical Services - Charlotte								
Percent Moisture	**22.8**	%	0.10	0.10	1		01/26/22 15:57		N2

REPORT OF LABORATORY ANALYSIS

This report shall not be reproduced, except in full,
without the written consent of Pace Analytical Services, LLC.

Pace Analytical Services, LLC
9800 Kincey Ave. Suite 100
Huntersville, NC 28078
(704)875-9092

ANALYTICAL RESULTS

Project: 2020-L1-2248
Pace Project No.: 92584586

Sample: RW-109 (50-52) **Lab ID: 92584586002** Collected: 01/25/22 15:30 Received: 01/26/22 07:15 Matrix: Solid

Results reported on a "dry weight" basis and are adjusted for percent moisture, sample size and any dilutions.

Parameters	Results	Units	Report Limit	MDL	DF	Prepared	Analyzed	CAS No.	Qual
VPH NC Soil	Analytical Method: MADEP VPH Preparation Method: MADEP VPH Pace Analytical Services - Charlotte								
Total VPH (C5-C12)	**2760**	mg/kg	26.5	26.5	10	02/01/22 12:11	02/01/22 20:46		N2
Aliphatic (C05-C08)	**2070**	mg/kg	26.5	26.5	10	02/01/22 12:11	02/01/22 20:46		N2
Aliphatic(C09-C12) Adjusted	**424**	mg/kg	26.5	26.5	10	02/01/22 12:11	02/01/22 20:46		N2
Aromatic (C09-C10)	**262**	mg/kg	26.5	26.5	10	02/01/22 12:11	02/01/22 20:46		N2
Surrogates									
4-Bromofluorobenzene (FID) (S)	117	%	70-130		10	02/01/22 12:11	02/01/22 20:46	460-00-4	
4-Bromofluorobenzene (PID) (S)	103	%	70-130		10	02/01/22 12:11	02/01/22 20:46	460-00-4	
8260D/5035A/5030B Volatiles	Analytical Method: EPA 8260D Preparation Method: EPA 5035A/5030B Pace Analytical Services - Charlotte								
Acetone	ND	ug/kg	5220	1670	50	01/26/22 20:41	01/27/22 15:59	67-64-1	v2
Benzene	**24200**	ug/kg	261	104	50	01/26/22 20:41	01/27/22 15:59	71-43-2	
Bromobenzene	ND	ug/kg	261	85.0	50	01/26/22 20:41	01/27/22 15:59	108-86-1	
Bromochloromethane	ND	ug/kg	261	77.2	50	01/26/22 20:41	01/27/22 15:59	74-97-5	
Bromodichloromethane	ND	ug/kg	261	101	50	01/26/22 20:41	01/27/22 15:59	75-27-4	
Bromoform	ND	ug/kg	261	91.8	50	01/26/22 20:41	01/27/22 15:59	75-25-2	
Bromomethane	ND	ug/kg	522	412	50	01/26/22 20:41	01/27/22 15:59	74-83-9	IK
2-Butanone (MEK)	ND	ug/kg	5220	1250	50	01/26/22 20:41	01/27/22 15:59	78-93-3	
n-Butylbenzene	**3610**	ug/kg	261	123	50	01/26/22 20:41	01/27/22 15:59	104-51-8	
sec-Butylbenzene	ND	ug/kg	261	115	50	01/26/22 20:41	01/27/22 15:59	135-98-8	v2
tert-Butylbenzene	ND	ug/kg	261	92.8	50	01/26/22 20:41	01/27/22 15:59	98-06-6	v2
Carbon tetrachloride	ND	ug/kg	261	97.5	50	01/26/22 20:41	01/27/22 15:59	56-23-5	
Chlorobenzene	ND	ug/kg	261	50.1	50	01/26/22 20:41	01/27/22 15:59	108-90-7	
Chloroethane	ND	ug/kg	522	201	50	01/26/22 20:41	01/27/22 15:59	75-00-3	
Chloroform	ND	ug/kg	261	159	50	01/26/22 20:41	01/27/22 15:59	67-66-3	
Chloromethane	ND	ug/kg	522	219	50	01/26/22 20:41	01/27/22 15:59	74-87-3	
2-Chlorotoluene	ND	ug/kg	261	92.3	50	01/26/22 20:41	01/27/22 15:59	95-49-8	
4-Chlorotoluene	ND	ug/kg	261	46.2	50	01/26/22 20:41	01/27/22 15:59	106-43-4	
1,2-Dibromo-3-chloropropane	ND	ug/kg	261	101	50	01/26/22 20:41	01/27/22 15:59	96-12-8	
Dibromochloromethane	ND	ug/kg	261	147	50	01/26/22 20:41	01/27/22 15:59	124-48-1	v2
1,2-Dibromoethane (EDB)	ND	ug/kg	261	115	50	01/26/22 20:41	01/27/22 15:59	106-93-4	
Dibromomethane	ND	ug/kg	261	55.8	50	01/26/22 20:41	01/27/22 15:59	74-95-3	
1,2-Dichlorobenzene	ND	ug/kg	261	93.9	50	01/26/22 20:41	01/27/22 15:59	95-50-1	
1,3-Dichlorobenzene	ND	ug/kg	261	80.9	50	01/26/22 20:41	01/27/22 15:59	541-73-1	
1,4-Dichlorobenzene	ND	ug/kg	261	67.8	50	01/26/22 20:41	01/27/22 15:59	106-46-7	
Dichlorodifluoromethane	ND	ug/kg	522	113	50	01/26/22 20:41	01/27/22 15:59	75-71-8	
1,1-Dichloroethane	ND	ug/kg	261	107	50	01/26/22 20:41	01/27/22 15:59	75-34-3	
1,2-Dichloroethane	ND	ug/kg	261	173	50	01/26/22 20:41	01/27/22 15:59	107-06-2	
1,1-Dichloroethene	ND	ug/kg	261	107	50	01/26/22 20:41	01/27/22 15:59	75-35-4	
cis-1,2-Dichloroethene	ND	ug/kg	261	89.2	50	01/26/22 20:41	01/27/22 15:59	156-59-2	
trans-1,2-Dichloroethene	ND	ug/kg	261	91.3	50	01/26/22 20:41	01/27/22 15:59	156-60-5	
1,2-Dichloropropane	ND	ug/kg	261	78.2	50	01/26/22 20:41	01/27/22 15:59	78-87-5	
1,3-Dichloropropane	ND	ug/kg	261	81.4	50	01/26/22 20:41	01/27/22 15:59	142-28-9	
2,2-Dichloropropane	ND	ug/kg	261	85.0	50	01/26/22 20:41	01/27/22 15:59	594-20-7	

REPORT OF LABORATORY ANALYSIS

This report shall not be reproduced, except in full,
without the written consent of Pace Analytical Services, LLC.

Pace Analytical Services, LLC
9800 Kincey Ave. Suite 100
Huntersville, NC 28078
(704)875-9092

ANALYTICAL RESULTS

Project: 2020-L1-2248
Pace Project No.: 92584586

Sample: RW-109 (50-52) **Lab ID: 92584586002** Collected: 01/25/22 15:30 Received: 01/26/22 07:15 Matrix: Solid

Results reported on a "dry weight" basis and are adjusted for percent moisture, sample size and any dilutions.

Parameters	Results	Units	Report Limit	MDL	DF	Prepared	Analyzed	CAS No.	Qual
8260D/5035A/5030B Volatiles	Analytical Method: EPA 8260D Preparation Method: EPA 5035A/5030B Pace Analytical Services - Charlotte								
1,1-Dichloropropene	ND	ug/kg	261	125	50	01/26/22 20:41	01/27/22 15:59	563-58-6	
cis-1,3-Dichloropropene	ND	ug/kg	261	70.9	50	01/26/22 20:41	01/27/22 15:59	10061-01-5	
trans-1,3-Dichloropropene	ND	ug/kg	261	89.7	50	01/26/22 20:41	01/27/22 15:59	10061-02-6	
Diisopropyl ether	**813**	ug/kg	261	70.4	50	01/26/22 20:41	01/27/22 15:59	108-20-3	v3
Ethylbenzene	**49600**	ug/kg	261	122	50	01/26/22 20:41	01/27/22 15:59	100-41-4	
Hexachloro-1,3-butadiene	ND	ug/kg	522	427	50	01/26/22 20:41	01/27/22 15:59	87-68-3	
2-Hexanone	ND	ug/kg	2610	251	50	01/26/22 20:41	01/27/22 15:59	591-78-6	
Isopropylbenzene (Cumene)	**3700**	ug/kg	261	88.7	50	01/26/22 20:41	01/27/22 15:59	98-82-8	
p-Isopropyltoluene	**3140**	ug/kg	261	128	50	01/26/22 20:41	01/27/22 15:59	99-87-6	
Methylene Chloride	ND	ug/kg	1040	715	50	01/26/22 20:41	01/27/22 15:59	75-09-2	
4-Methyl-2-pentanone (MIBK)	**2220J**	ug/kg	2610	251	50	01/26/22 20:41	01/27/22 15:59	108-10-1	
Methyl-tert-butyl ether	ND	ug/kg	261	97.5	50	01/26/22 20:41	01/27/22 15:59	1634-04-4	
Naphthalene	**8470**	ug/kg	261	137	50	01/26/22 20:41	01/27/22 15:59	91-20-3	v3
n-Propylbenzene	**14400**	ug/kg	261	92.8	50	01/26/22 20:41	01/27/22 15:59	103-65-1	
Styrene	**1830**	ug/kg	261	68.9	50	01/26/22 20:41	01/27/22 15:59	100-42-5	
1,1,1,2-Tetrachloroethane	ND	ug/kg	261	100	50	01/26/22 20:41	01/27/22 15:59	630-20-6	
1,1,2,2-Tetrachloroethane	ND	ug/kg	261	68.9	50	01/26/22 20:41	01/27/22 15:59	79-34-5	
Tetrachloroethene	ND	ug/kg	261	82.4	50	01/26/22 20:41	01/27/22 15:59	127-18-4	
Toluene	**200000**	ug/kg	261	74.1	50	01/26/22 20:41	01/27/22 15:59	108-88-3	
1,2,3-Trichlorobenzene	ND	ug/kg	261	211	50	01/26/22 20:41	01/27/22 15:59	87-61-6	
1,2,4-Trichlorobenzene	ND	ug/kg	261	219	50	01/26/22 20:41	01/27/22 15:59	120-82-1	
1,1,1-Trichloroethane	ND	ug/kg	261	136	50	01/26/22 20:41	01/27/22 15:59	71-55-6	
1,1,2-Trichloroethane	ND	ug/kg	261	86.6	50	01/26/22 20:41	01/27/22 15:59	79-00-5	
Trichloroethene	ND	ug/kg	261	67.3	50	01/26/22 20:41	01/27/22 15:59	79-01-6	
Trichlorofluoromethane	ND	ug/kg	261	143	50	01/26/22 20:41	01/27/22 15:59	75-69-4	
1,2,3-Trichloropropane	ND	ug/kg	261	132	50	01/26/22 20:41	01/27/22 15:59	96-18-4	
1,2,4-Trimethylbenzene	**79000**	ug/kg	261	71.5	50	01/26/22 20:41	01/27/22 15:59	95-63-6	
1,3,5-Trimethylbenzene	**23400**	ug/kg	261	87.6	50	01/26/22 20:41	01/27/22 15:59	108-67-8	
Vinyl acetate	ND	ug/kg	2610	190	50	01/26/22 20:41	01/27/22 15:59	108-05-4	
Vinyl chloride	ND	ug/kg	522	132	50	01/26/22 20:41	01/27/22 15:59	75-01-4	
Xylene (Total)	**242000**	ug/kg	522	149	50	01/26/22 20:41	01/27/22 15:59	1330-20-7	
m&p-Xylene	**175000**	ug/kg	522	178	50	01/26/22 20:41	01/27/22 15:59	179601-23-1	
o-Xylene	**66800**	ug/kg	261	115	50	01/26/22 20:41	01/27/22 15:59	95-47-6	
Surrogates									
Toluene-d8 (S)	99	%	70-130		50	01/26/22 20:41	01/27/22 15:59	2037-26-5	
4-Bromofluorobenzene (S)	101	%	69-134		50	01/26/22 20:41	01/27/22 15:59	460-00-4	
1,2-Dichloroethane-d4 (S)	109	%	70-130		50	01/26/22 20:41	01/27/22 15:59	17060-07-0	
Percent Moisture	Analytical Method: SW-846 Pace Analytical Services - Charlotte								
Percent Moisture	**11.7**	%	0.10	0.10	1		01/26/22 15:58		N2

REPORT OF LABORATORY ANALYSIS

This report shall not be reproduced, except in full,
without the written consent of Pace Analytical Services, LLC.

Pace Analytical Services, LLC
9800 Kincey Ave. Suite 100
Huntersville, NC 28078
(704)875-9092

QUALITY CONTROL DATA

Project: 2020-L1-2248
Pace Project No.: 92584586

QC Batch: 674756
QC Batch Method: MADEP VPH
Analysis Method: MADEP VPH
Analysis Description: VPH NC Soil
Laboratory: Pace Analytical Services - Charlotte

Associated Lab Samples: 92584586001

METHOD BLANK: 3531866 Matrix: Solid
Associated Lab Samples: 92584586001

Parameter	Units	Blank Result	Reporting Limit	MDL	Analyzed	Qualifiers
Aliphatic (C05-C08)	mg/kg	ND	2.5	2.5	01/28/22 15:13	N2
Aromatic (C09-C10)	mg/kg	ND	2.5	2.5	01/28/22 15:13	N2
4-Bromofluorobenzene (FID) (S)	%	102	70-130		01/28/22 15:13	
4-Bromofluorobenzene (PID) (S)	%	97	70-130		01/28/22 15:13	

LABORATORY CONTROL SAMPLE & LCSD: 3531867 3531868

Parameter	Units	Spike Conc.	LCS Result	LCSD Result	LCS % Rec	LCSD % Rec	% Rec Limits	RPD	Max RPD	Qualifiers
Aliphatic (C05-C08)	mg/kg	14.9	17.2	14.7	116	99	70-130	16	25	N2
Aromatic (C09-C10)	mg/kg	5	5.5	5.5	111	110	70-130	0	25	N2
4-Bromofluorobenzene (FID) (S)	%				102	101	70-130			
4-Bromofluorobenzene (PID) (S)	%				96	94	70-130			

Results presented on this page are in the units indicated by the "Units" column except where an alternate unit is presented to the right of the result.

REPORT OF LABORATORY ANALYSIS

This report shall not be reproduced, except in full,
without the written consent of Pace Analytical Services, LLC.

Pace Analytical Services, LLC
9800 Kincey Ave. Suite 100
Huntersville, NC 28078
(704)875-9092

QUALITY CONTROL DATA

Project: 2020-L1-2248
Pace Project No.: 92584586

QC Batch: 675518
QC Batch Method: MADEP VPH
Analysis Method: MADEP VPH
Analysis Description: VPH NC Soil
Laboratory: Pace Analytical Services - Charlotte

Associated Lab Samples: 92584586002

METHOD BLANK: 3535327 Matrix: Solid
Associated Lab Samples: 92584586002

Parameter	Units	Blank Result	Reporting Limit	MDL	Analyzed	Qualifiers
Aliphatic (C05-C08)	mg/kg	ND	2.5	2.5	02/01/22 21:44	N2
Aromatic (C09-C10)	mg/kg	ND	2.5	2.5	02/01/22 21:44	N2
4-Bromofluorobenzene (FID) (S)	%	98	70-130		02/01/22 21:44	
4-Bromofluorobenzene (PID) (S)	%	99	70-130		02/01/22 21:44	

LABORATORY CONTROL SAMPLE & LCSD: 3535328 3535329

Parameter	Units	Spike Conc.	LCS Result	LCSD Result	LCS % Rec	LCSD % Rec	% Rec Limits	RPD	Max RPD	Qualifiers
Aliphatic (C05-C08)	mg/kg	14.9	17.5	19.3	117	129	70-130	10	25	N2
Aromatic (C09-C10)	mg/kg	5	4.5	5.0	91	101	70-130	10	25	N2
4-Bromofluorobenzene (FID) (S)	%				91	100	70-130			
4-Bromofluorobenzene (PID) (S)	%				92	101	70-130			

Results presented on this page are in the units indicated by the "Units" column except where an alternate unit is presented to the right of the result.

REPORT OF LABORATORY ANALYSIS

This report shall not be reproduced, except in full,
without the written consent of Pace Analytical Services, LLC.

Pace Analytical Services, LLC
9800 Kincey Ave. Suite 100
Huntersville, NC 28078
(704)875-9092

QUALITY CONTROL DATA

Project: 2020-L1-2248
Pace Project No.: 92584586

QC Batch: 674133
QC Batch Method: EPA 5035A/5030B
Analysis Method: EPA 8260D
Analysis Description: 8260D 5035A 5030B
Laboratory: Pace Analytical Services - Charlotte
Associated Lab Samples: 92584586001, 92584586002

METHOD BLANK: 3528478 Matrix: Solid
Associated Lab Samples: 92584586001, 92584586002

Parameter	Units	Blank Result	Reporting Limit	MDL	Analyzed	Qualifiers
1,1,1,2-Tetrachloroethane	ug/kg	ND	5.0	1.9	01/27/22 11:50	
1,1,1-Trichloroethane	ug/kg	ND	5.0	2.6	01/27/22 11:50	
1,1,2,2-Tetrachloroethane	ug/kg	ND	5.0	1.3	01/27/22 11:50	
1,1,2-Trichloroethane	ug/kg	ND	5.0	1.7	01/27/22 11:50	
1,1-Dichloroethane	ug/kg	ND	5.0	2.1	01/27/22 11:50	
1,1-Dichloroethene	ug/kg	ND	5.0	2.1	01/27/22 11:50	
1,1-Dichloropropene	ug/kg	ND	5.0	2.4	01/27/22 11:50	
1,2,3-Trichlorobenzene	ug/kg	ND	5.0	4.0	01/27/22 11:50	
1,2,3-Trichloropropane	ug/kg	ND	5.0	2.5	01/27/22 11:50	
1,2,4-Trichlorobenzene	ug/kg	ND	5.0	4.2	01/27/22 11:50	
1,2,4-Trimethylbenzene	ug/kg	ND	5.0	1.4	01/27/22 11:50	
1,2-Dibromo-3-chloropropane	ug/kg	ND	5.0	1.9	01/27/22 11:50	
1,2-Dibromoethane (EDB)	ug/kg	ND	5.0	2.2	01/27/22 11:50	
1,2-Dichlorobenzene	ug/kg	ND	5.0	1.8	01/27/22 11:50	
1,2-Dichloroethane	ug/kg	ND	5.0	3.3	01/27/22 11:50	
1,2-Dichloropropane	ug/kg	ND	5.0	1.5	01/27/22 11:50	
1,3,5-Trimethylbenzene	ug/kg	ND	5.0	1.7	01/27/22 11:50	
1,3-Dichlorobenzene	ug/kg	ND	5.0	1.6	01/27/22 11:50	
1,3-Dichloropropane	ug/kg	ND	5.0	1.6	01/27/22 11:50	
1,4-Dichlorobenzene	ug/kg	ND	5.0	1.3	01/27/22 11:50	
2,2-Dichloropropane	ug/kg	ND	5.0	1.6	01/27/22 11:50	
2-Butanone (MEK)	ug/kg	ND	100	24.0	01/27/22 11:50	
2-Chlorotoluene	ug/kg	ND	5.0	1.8	01/27/22 11:50	
2-Hexanone	ug/kg	ND	50.0	4.8	01/27/22 11:50	
4-Chlorotoluene	ug/kg	ND	5.0	0.88	01/27/22 11:50	
4-Methyl-2-pentanone (MIBK)	ug/kg	ND	50.0	4.8	01/27/22 11:50	
Acetone	ug/kg	ND	100	32.1	01/27/22 11:50	v2
Benzene	ug/kg	ND	5.0	2.0	01/27/22 11:50	
Bromobenzene	ug/kg	ND	5.0	1.6	01/27/22 11:50	
Bromochloromethane	ug/kg	ND	5.0	1.5	01/27/22 11:50	
Bromodichloromethane	ug/kg	ND	5.0	1.9	01/27/22 11:50	
Bromoform	ug/kg	ND	5.0	1.8	01/27/22 11:50	
Bromomethane	ug/kg	ND	10.0	7.9	01/27/22 11:50	IK
Carbon tetrachloride	ug/kg	ND	5.0	1.9	01/27/22 11:50	
Chlorobenzene	ug/kg	ND	5.0	0.96	01/27/22 11:50	
Chloroethane	ug/kg	ND	10.0	3.9	01/27/22 11:50	
Chloroform	ug/kg	ND	5.0	3.0	01/27/22 11:50	
Chloromethane	ug/kg	ND	10.0	4.2	01/27/22 11:50	
cis-1,2-Dichloroethene	ug/kg	ND	5.0	1.7	01/27/22 11:50	
cis-1,3-Dichloropropene	ug/kg	ND	5.0	1.4	01/27/22 11:50	

Results presented on this page are in the units indicated by the "Units" column except where an alternate unit is presented to the right of the result.

REPORT OF LABORATORY ANALYSIS

This report shall not be reproduced, except in full,
without the written consent of Pace Analytical Services, LLC.

Pace Analytical Services, LLC
9800 Kincey Ave. Suite 100
Huntersville, NC 28078
(704)875-9092

QUALITY CONTROL DATA

Project: 2020-L1-2248
Pace Project No.: 92584586

METHOD BLANK: 3528478 Matrix: Solid
Associated Lab Samples: 92584586001, 92584586002

Parameter	Units	Blank Result	Reporting Limit	MDL	Analyzed	Qualifiers
Dibromochloromethane	ug/kg	ND	5.0	2.8	01/27/22 11:50	v2
Dibromomethane	ug/kg	ND	5.0	1.1	01/27/22 11:50	
Dichlorodifluoromethane	ug/kg	ND	10.0	2.2	01/27/22 11:50	
Diisopropyl ether	ug/kg	ND	5.0	1.4	01/27/22 11:50	v2
Ethylbenzene	ug/kg	ND	5.0	2.3	01/27/22 11:50	
Hexachloro-1,3-butadiene	ug/kg	ND	10.0	8.2	01/27/22 11:50	
Isopropylbenzene (Cumene)	ug/kg	ND	5.0	1.7	01/27/22 11:50	
m&p-Xylene	ug/kg	ND	10.0	3.4	01/27/22 11:50	
Methyl-tert-butyl ether	ug/kg	ND	5.0	1.9	01/27/22 11:50	
Methylene Chloride	ug/kg	ND	20.0	13.7	01/27/22 11:50	
n-Butylbenzene	ug/kg	ND	5.0	2.4	01/27/22 11:50	
n-Propylbenzene	ug/kg	ND	5.0	1.8	01/27/22 11:50	
Naphthalene	ug/kg	ND	5.0	2.6	01/27/22 11:50	v2
o-Xylene	ug/kg	ND	5.0	2.2	01/27/22 11:50	
p-Isopropyltoluene	ug/kg	ND	5.0	2.5	01/27/22 11:50	
sec-Butylbenzene	ug/kg	ND	5.0	2.2	01/27/22 11:50	v2
Styrene	ug/kg	ND	5.0	1.3	01/27/22 11:50	
tert-Butylbenzene	ug/kg	ND	5.0	1.8	01/27/22 11:50	v2
Tetrachloroethene	ug/kg	ND	5.0	1.6	01/27/22 11:50	
Toluene	ug/kg	ND	5.0	1.4	01/27/22 11:50	
trans-1,2-Dichloroethene	ug/kg	ND	5.0	1.8	01/27/22 11:50	
trans-1,3-Dichloropropene	ug/kg	ND	5.0	1.7	01/27/22 11:50	
Trichloroethene	ug/kg	ND	5.0	1.3	01/27/22 11:50	
Trichlorofluoromethane	ug/kg	ND	5.0	2.8	01/27/22 11:50	
Vinyl acetate	ug/kg	ND	50.0	3.6	01/27/22 11:50	
Vinyl chloride	ug/kg	ND	10.0	2.5	01/27/22 11:50	
Xylene (Total)	ug/kg	ND	10.0	2.8	01/27/22 11:50	
1,2-Dichloroethane-d4 (S)	%	110	70-130		01/27/22 11:50	
4-Bromofluorobenzene (S)	%	99	69-134		01/27/22 11:50	
Toluene-d8 (S)	%	98	70-130		01/27/22 11:50	

LABORATORY CONTROL SAMPLE: 3528479

Parameter	Units	Spike Conc.	LCS Result	LCS % Rec	% Rec Limits	Qualifiers
1,1,1,2-Tetrachloroethane	ug/kg	1250	1060	84	70-130	
1,1,1-Trichloroethane	ug/kg	1250	1080	87	70-130	
1,1,2,2-Tetrachloroethane	ug/kg	1250	1140	91	70-130	
1,1,2-Trichloroethane	ug/kg	1250	1170	94	70-130	
1,1-Dichloroethane	ug/kg	1250	1040	84	70-130	
1,1-Dichloroethene	ug/kg	1250	1060	85	70-130	
1,1-Dichloropropene	ug/kg	1250	1060	85	70-130	
1,2,3-Trichlorobenzene	ug/kg	1250	1040	83	65-130	
1,2,3-Trichloropropane	ug/kg	1250	1000	80	70-130	
1,2,4-Trichlorobenzene	ug/kg	1250	1130	90	68-130	

Results presented on this page are in the units indicated by the "Units" column except where an alternate unit is presented to the right of the result.

REPORT OF LABORATORY ANALYSIS

This report shall not be reproduced, except in full,
without the written consent of Pace Analytical Services, LLC.

Pace Analytical Services, LLC
9800 Kincey Ave. Suite 100
Huntersville, NC 28078
(704)875-9092

QUALITY CONTROL DATA

Project: 2020-L1-2248
Pace Project No.: 92584586

LABORATORY CONTROL SAMPLE: 3528479

Parameter	Units	Spike Conc.	LCS Result	LCS % Rec	% Rec Limits	Qualifiers
1,2,4-Trimethylbenzene	ug/kg	1250	1040	83	70-130	
1,2-Dibromo-3-chloropropane	ug/kg	1250	1020	82	70-130	
1,2-Dibromoethane (EDB)	ug/kg	1250	1010	81	70-130	
1,2-Dichlorobenzene	ug/kg	1250	1110	89	70-130	
1,2-Dichloroethane	ug/kg	1250	1090	87	63-130	
1,2-Dichloropropane	ug/kg	1250	1060	85	70-130	
1,3,5-Trimethylbenzene	ug/kg	1250	1000	80	70-130	
1,3-Dichlorobenzene	ug/kg	1250	1030	82	70-130	
1,3-Dichloropropane	ug/kg	1250	1020	82	70-130	
1,4-Dichlorobenzene	ug/kg	1250	1020	82	70-130	
2,2-Dichloropropane	ug/kg	1250	1110	89	66-130	
2-Butanone (MEK)	ug/kg	2500	2110	85	70-130	
2-Chlorotoluene	ug/kg	1250	1120	89	70-130	
2-Hexanone	ug/kg	2500	2060	83	70-130	
4-Chlorotoluene	ug/kg	1250	1090	87	70-130	
4-Methyl-2-pentanone (MIBK)	ug/kg	2500	2250	90	70-130	
Acetone	ug/kg	2500	1940	78	69-130	v3
Benzene	ug/kg	1250	1040	83	70-130	
Bromobenzene	ug/kg	1250	1060	85	70-130	
Bromochloromethane	ug/kg	1250	1070	86	70-130	
Bromodichloromethane	ug/kg	1250	1150	92	69-130	
Bromoform	ug/kg	1250	1050	84	70-130	
Bromomethane	ug/kg	1250	1290	103	52-130	IK
Carbon tetrachloride	ug/kg	1250	1050	84	70-130	
Chlorobenzene	ug/kg	1250	1030	83	70-130	
Chloroethane	ug/kg	1250	1260	101	65-130	
Chloroform	ug/kg	1250	1140	91	70-130	
Chloromethane	ug/kg	1250	1070	86	55-130	
cis-1,2-Dichloroethene	ug/kg	1250	1090	87	70-130	
cis-1,3-Dichloropropene	ug/kg	1250	1110	89	70-130	
Dibromochloromethane	ug/kg	1250	976	78	70-130	v3
Dibromomethane	ug/kg	1250	1120	90	70-130	
Dichlorodifluoromethane	ug/kg	1250	1190	96	45-156	
Diisopropyl ether	ug/kg	1250	961	77	70-130	v3
Ethylbenzene	ug/kg	1250	1080	87	70-130	
Hexachloro-1,3-butadiene	ug/kg	1250	1050	84	66-130	
Isopropylbenzene (Cumene)	ug/kg	1250	1000	80	70-130	
m&p-Xylene	ug/kg	2500	2010	80	70-130	
Methyl-tert-butyl ether	ug/kg	1250	1050	84	70-130	
Methylene Chloride	ug/kg	1250	1110	89	65-130	
n-Butylbenzene	ug/kg	1250	1070	85	67-130	
n-Propylbenzene	ug/kg	1250	1030	82	70-130	
Naphthalene	ug/kg	1250	993	79	70-130	v3
o-Xylene	ug/kg	1250	1020	81	70-130	
p-Isopropyltoluene	ug/kg	1250	1060	84	67-130	
sec-Butylbenzene	ug/kg	1250	988	79	69-130	v3
Styrene	ug/kg	1250	1040	83	70-130	

Results presented on this page are in the units indicated by the "Units" column except where an alternate unit is presented to the right of the result.

REPORT OF LABORATORY ANALYSIS

This report shall not be reproduced, except in full,
without the written consent of Pace Analytical Services, LLC.

Pace Analytical Services, LLC
9800 Kincey Ave. Suite 100
Huntersville, NC 28078
(704)875-9092

QUALITY CONTROL DATA

Project: 2020-L1-2248
Pace Project No.: 92584586

LABORATORY CONTROL SAMPLE: 3528479

Parameter	Units	Spike Conc.	LCS Result	LCS % Rec	% Rec Limits	Qualifiers
tert-Butylbenzene	ug/kg	1250	969	78	67-130	v3
Tetrachloroethene	ug/kg	1250	1040	83	70-130	
Toluene	ug/kg	1250	1040	83	70-130	
trans-1,2-Dichloroethene	ug/kg	1250	1060	85	70-130	
trans-1,3-Dichloropropene	ug/kg	1250	1120	90	68-130	
Trichloroethene	ug/kg	1250	1080	86	70-130	
Trichlorofluoromethane	ug/kg	1250	1060	85	70-130	
Vinyl acetate	ug/kg	2500	2680	107	70-130	
Vinyl chloride	ug/kg	1250	1180	95	61-130	
Xylene (Total)	ug/kg	3750	3030	81	70-130	
1,2-Dichloroethane-d4 (S)	%			94	70-130	
4-Bromofluorobenzene (S)	%			97	69-134	
Toluene-d8 (S)	%			100	70-130	

MATRIX SPIKE SAMPLE: 3528480

Parameter	Units	92584248001 Result	Spike Conc.	MS Result	MS % Rec	% Rec Limits	Qualifiers
1,1,1,2-Tetrachloroethane	ug/kg	ND	954	1050	110	70-131	
1,1,1-Trichloroethane	ug/kg	ND	954	1120	117	65-133	
1,1,2,2-Tetrachloroethane	ug/kg	ND	954	1100	115	66-130	
1,1,2-Trichloroethane	ug/kg	ND	954	1100	116	66-133	
1,1-Dichloroethane	ug/kg	ND	954	1050	110	65-130	
1,1-Dichloroethene	ug/kg	ND	954	1050	110	10-158	
1,1-Dichloropropene	ug/kg	ND	954	1070	112	68-133	
1,2,3-Trichlorobenzene	ug/kg	ND	954	906	95	27-138	
1,2,3-Trichloropropane	ug/kg	ND	954	910	95	67-130	
1,2,4-Trichlorobenzene	ug/kg	ND	954	1030	108	51-134	
1,2,4-Trimethylbenzene	ug/kg	ND	954	955	100	63-136	
1,2-Dibromo-3-chloropropane	ug/kg	ND	954	860	90	32-130	
1,2-Dibromoethane (EDB)	ug/kg	ND	954	1000	105	70-130	
1,2-Dichlorobenzene	ug/kg	ND	954	1060	111	69-130	
1,2-Dichloroethane	ug/kg	ND	954	1110	117	59-130	
1,2-Dichloropropane	ug/kg	ND	954	1080	113	70-130	
1,3,5-Trimethylbenzene	ug/kg	ND	954	979	103	65-137	
1,3-Dichlorobenzene	ug/kg	ND	954	974	102	70-130	
1,3-Dichloropropane	ug/kg	ND	954	1030	108	70-130	
1,4-Dichlorobenzene	ug/kg	ND	954	940	99	68-130	
2,2-Dichloropropane	ug/kg	ND	954	950	100	32-130	
2-Butanone (MEK)	ug/kg	ND	1900	1690	89	10-136	
2-Chlorotoluene	ug/kg	ND	954	1080	113	69-141	
2-Hexanone	ug/kg	ND	1900	1700	89	10-144	
4-Chlorotoluene	ug/kg	ND	954	1020	107	70-132	
4-Methyl-2-pentanone (MIBK)	ug/kg	ND	1900	1890	99	25-143	
Acetone	ug/kg	ND	1900	1520	80	10-130	v3
Benzene	ug/kg	ND	954	1050	110	67-130	

Results presented on this page are in the units indicated by the "Units" column except where an alternate unit is presented to the right of the result.

REPORT OF LABORATORY ANALYSIS

This report shall not be reproduced, except in full,
without the written consent of Pace Analytical Services, LLC.

Pace Analytical Services, LLC
9800 Kincey Ave. Suite 100
Huntersville, NC 28078
(704)875-9092

QUALITY CONTROL DATA

Project: 2020-L1-2248
Pace Project No.: 92584586

MATRIX SPIKE SAMPLE: 3528480

Parameter	Units	92584248001 Result	Spike Conc.	MS Result	MS % Rec	% Rec Limits	Qualifiers
Bromobenzene	ug/kg	ND	954	989	104	70-130	
Bromochloromethane	ug/kg	ND	954	998	105	69-134	
Bromodichloromethane	ug/kg	ND	954	1110	116	64-130	
Bromoform	ug/kg	ND	954	934	98	62-130	
Bromomethane	ug/kg	ND	954	941	99	20-176	IK
Carbon tetrachloride	ug/kg	ND	954	1070	112	65-140	
Chlorobenzene	ug/kg	ND	954	1050	110	70-130	
Chloroethane	ug/kg	ND	954	460	48	10-130	
Chloroform	ug/kg	ND	954	1160	122	63-130	
Chloromethane	ug/kg	ND	954	1180	124	58-130	
cis-1,2-Dichloroethene	ug/kg	ND	954	1100	115	66-130	
cis-1,3-Dichloropropene	ug/kg	ND	954	1020	107	67-130	
Dibromochloromethane	ug/kg	ND	954	918	96	67-130	v3
Dibromomethane	ug/kg	ND	954	1040	109	63-131	
Dichlorodifluoromethane	ug/kg	ND	954	1190	125	44-180	
Diisopropyl ether	ug/kg	ND	954	963	101	63-130	v3
Ethylbenzene	ug/kg	ND	954	1120	118	66-130	
Hexachloro-1,3-butadiene	ug/kg	ND	954	995	104	64-150	
Isopropylbenzene (Cumene)	ug/kg	ND	954	1060	111	69-135	
m&p-Xylene	ug/kg	ND	1900	2060	108	60-133	
Methyl-tert-butyl ether	ug/kg	ND	954	996	104	65-130	
Methylene Chloride	ug/kg	ND	954	1120	118	61-130	
n-Butylbenzene	ug/kg	ND	954	985	103	65-140	
n-Propylbenzene	ug/kg	ND	954	1000	105	67-140	
Naphthalene	ug/kg	ND	954	874	92	15-145	v3
o-Xylene	ug/kg	ND	954	1050	110	66-133	
p-Isopropyltoluene	ug/kg	ND	954	1020	107	56-147	
sec-Butylbenzene	ug/kg	ND	954	1010	106	65-139	v3
Styrene	ug/kg	ND	954	997	105	70-132	
tert-Butylbenzene	ug/kg	ND	954	1020	107	62-135	v3
Tetrachloroethene	ug/kg	ND	954	1030	108	70-135	
Toluene	ug/kg	ND	954	1040	109	67-130	
trans-1,2-Dichloroethene	ug/kg	ND	954	1040	110	69-130	
trans-1,3-Dichloropropene	ug/kg	ND	954	1010	106	62-130	
Trichloroethene	ug/kg	ND	954	1040	109	70-135	
Trichlorofluoromethane	ug/kg	ND	954	578	61	10-130	
Vinyl acetate	ug/kg	ND	1900	2400	126	53-130	
Vinyl chloride	ug/kg	ND	954	1180	124	61-148	
Xylene (Total)	ug/kg	ND	2860	3110	109	63-132	
1,2-Dichloroethane-d4 (S)	%				111	70-130	
4-Bromofluorobenzene (S)	%				100	69-134	
Toluene-d8 (S)	%				100	70-130	

Results presented on this page are in the units indicated by the "Units" column except where an alternate unit is presented to the right of the result.

REPORT OF LABORATORY ANALYSIS

This report shall not be reproduced, except in full,
without the written consent of Pace Analytical Services, LLC.

Pace Analytical Services, LLC
9800 Kincey Ave. Suite 100
Huntersville, NC 28078
(704)875-9092

QUALITY CONTROL DATA

Project: 2020-L1-2248
Pace Project No.: 92584586

SAMPLE DUPLICATE: 3528481

Parameter	Units	92584248002 Result	Dup Result	RPD	Max RPD	Qualifiers
1,1,1,2-Tetrachloroethane	ug/kg	ND	ND		30	
1,1,1-Trichloroethane	ug/kg	ND	ND		30	
1,1,2,2-Tetrachloroethane	ug/kg	ND	ND		30	
1,1,2-Trichloroethane	ug/kg	ND	ND		30	
1,1-Dichloroethane	ug/kg	ND	ND		30	
1,1-Dichloroethene	ug/kg	ND	ND		30	
1,1-Dichloropropene	ug/kg	ND	ND		30	
1,2,3-Trichlorobenzene	ug/kg	ND	ND		30	
1,2,3-Trichloropropane	ug/kg	ND	ND		30	
1,2,4-Trichlorobenzene	ug/kg	ND	ND		30	
1,2,4-Trimethylbenzene	ug/kg	ND	ND		30	
1,2-Dibromo-3-chloropropane	ug/kg	ND	ND		30	
1,2-Dibromoethane (EDB)	ug/kg	ND	ND		30	
1,2-Dichlorobenzene	ug/kg	ND	ND		30	
1,2-Dichloroethane	ug/kg	ND	ND		30	
1,2-Dichloropropane	ug/kg	ND	ND		30	
1,3,5-Trimethylbenzene	ug/kg	ND	ND		30	
1,3-Dichlorobenzene	ug/kg	ND	ND		30	
1,3-Dichloropropane	ug/kg	ND	ND		30	
1,4-Dichlorobenzene	ug/kg	ND	ND		30	
2,2-Dichloropropane	ug/kg	ND	ND		30	
2-Butanone (MEK)	ug/kg	ND	ND		30	
2-Chlorotoluene	ug/kg	ND	ND		30	
2-Hexanone	ug/kg	ND	ND		30	
4-Chlorotoluene	ug/kg	ND	ND		30	
4-Methyl-2-pentanone (MIBK)	ug/kg	ND	ND		30	
Acetone	ug/kg	ND	ND		30	v2
Benzene	ug/kg	ND	ND		30	
Bromobenzene	ug/kg	ND	ND		30	
Bromochloromethane	ug/kg	ND	ND		30	
Bromodichloromethane	ug/kg	ND	ND		30	
Bromoform	ug/kg	ND	ND		30	
Bromomethane	ug/kg	ND	ND		30	IK
Carbon tetrachloride	ug/kg	ND	ND		30	
Chlorobenzene	ug/kg	ND	ND		30	
Chloroethane	ug/kg	ND	ND		30	
Chloroform	ug/kg	ND	ND		30	
Chloromethane	ug/kg	ND	ND		30	
cis-1,2-Dichloroethene	ug/kg	ND	ND		30	
cis-1,3-Dichloropropene	ug/kg	ND	ND		30	
Dibromochloromethane	ug/kg	ND	ND		30	v2
Dibromomethane	ug/kg	ND	ND		30	
Dichlorodifluoromethane	ug/kg	ND	ND		30	
Diisopropyl ether	ug/kg	ND	ND		30	v2
Ethylbenzene	ug/kg	ND	ND		30	
Hexachloro-1,3-butadiene	ug/kg	ND	ND		30	
Isopropylbenzene (Cumene)	ug/kg	ND	ND		30	

Results presented on this page are in the units indicated by the "Units" column except where an alternate unit is presented to the right of the result.

REPORT OF LABORATORY ANALYSIS

This report shall not be reproduced, except in full,
without the written consent of Pace Analytical Services, LLC.

Pace Analytical Services, LLC
9800 Kincey Ave. Suite 100
Huntersville, NC 28078
(704)875-9092

QUALITY CONTROL DATA

Project: 2020-L1-2248
Pace Project No.: 92584586

SAMPLE DUPLICATE: 3528481

Parameter	Units	92584248002 Result	Dup Result	RPD	Max RPD	Qualifiers
m&p-Xylene	ug/kg	ND	ND		30	
Methyl-tert-butyl ether	ug/kg	ND	ND		30	
Methylene Chloride	ug/kg	ND	ND		30	
n-Butylbenzene	ug/kg	ND	ND		30	
n-Propylbenzene	ug/kg	ND	ND		30	
Naphthalene	ug/kg	ND	ND		30	v2
o-Xylene	ug/kg	ND	ND		30	
p-Isopropyltoluene	ug/kg	ND	ND		30	
sec-Butylbenzene	ug/kg	ND	ND		30	v2
Styrene	ug/kg	ND	ND		30	
tert-Butylbenzene	ug/kg	ND	ND		30	v2
Tetrachloroethene	ug/kg	ND	ND		30	
Toluene	ug/kg	ND	ND		30	
trans-1,2-Dichloroethene	ug/kg	ND	ND		30	
trans-1,3-Dichloropropene	ug/kg	ND	ND		30	
Trichloroethene	ug/kg	ND	ND		30	
Trichlorofluoromethane	ug/kg	ND	ND		30	
Vinyl acetate	ug/kg	ND	ND		30	
Vinyl chloride	ug/kg	ND	ND		30	
Xylene (Total)	ug/kg	ND	ND		30	
1,2-Dichloroethane-d4 (S)	%	111	106			
4-Bromofluorobenzene (S)	%	100	97			
Toluene-d8 (S)	%	101	99			

Results presented on this page are in the units indicated by the "Units" column except where an alternate unit is presented to the right of the result.

REPORT OF LABORATORY ANALYSIS

This report shall not be reproduced, except in full,
without the written consent of Pace Analytical Services, LLC.

Pace Analytical Services, LLC
9800 Kincey Ave. Suite 100
Huntersville, NC 28078
(704)875-9092

QUALITY CONTROL DATA

Project: 2020-L1-2248
Pace Project No.: 92584586

QC Batch: 674061
QC Batch Method: SW-846
Analysis Method: SW-846
Analysis Description: Dry Weight/Percent Moisture
Laboratory: Pace Analytical Services - Charlotte

Associated Lab Samples: 92584586001, 92584586002

SAMPLE DUPLICATE: 3528137

Parameter	Units	92584586001 Result	Dup Result	RPD	Max RPD	Qualifiers
Percent Moisture	%	22.8	21.9	4	25	N2

SAMPLE DUPLICATE: 3528138

Parameter	Units	92584483029 Result	Dup Result	RPD	Max RPD	Qualifiers
Percent Moisture	%	10.6	10.7	1	25	N2

Results presented on this page are in the units indicated by the "Units" column except where an alternate unit is presented to the right of the result.

REPORT OF LABORATORY ANALYSIS

This report shall not be reproduced, except in full,
without the written consent of Pace Analytical Services, LLC.

Pace Analytical Services, LLC
9800 Kincey Ave. Suite 100
Huntersville, NC 28078
(704)875-9092

QUALIFIERS

Project: 2020-L1-2248
Pace Project No.: 92584586

DEFINITIONS

DF - Dilution Factor, if reported, represents the factor applied to the reported data due to dilution of the sample aliquot.

ND - Not Detected at or above adjusted reporting limit.

TNTC - Too Numerous To Count

J - Estimated concentration above the adjusted method detection limit and below the adjusted reporting limit.

MDL - Adjusted Method Detection Limit.

PQL - Practical Quantitation Limit.

RL - Reporting Limit - The lowest concentration value that meets project requirements for quantitative data with known precision and bias for a specific analyte in a specific matrix.

S - Surrogate

1,2-Diphenylhydrazine decomposes to and cannot be separated from Azobenzene using Method 8270. The result for each analyte is a combined concentration.

Consistent with EPA guidelines, unrounded data are displayed and have been used to calculate % recovery and RPD values.

LCS(D) - Laboratory Control Sample (Duplicate)

MS(D) - Matrix Spike (Duplicate)

DUP - Sample Duplicate

RPD - Relative Percent Difference

NC - Not Calculable.

SG - Silica Gel - Clean-Up

U - Indicates the compound was analyzed for, but not detected.

Acid preservation may not be appropriate for 2 Chloroethylvinyl ether.

A separate vial preserved to a pH of 4-5 is recommended in SW846 Chapter 4 for the analysis of Acrolein and Acrylonitrile by EPA Method 8260.

N-Nitrosodiphenylamine decomposes and cannot be separated from Diphenylamine using Method 8270. The result reported for each analyte is a combined concentration.

Reported results are not rounded until the final step prior to reporting. Therefore, calculated parameters that are typically reported as "Total" may vary slightly from the sum of the reported component parameters.

Pace Analytical is TNI accredited. Contact your Pace PM for the current list of accredited analytes.

TNI - The NELAC Institute.

ANALYTE QUALIFIERS

IK	The recalculated concentration of the calibration standard(s) did not meet method acceptance criteria; this result should be considered an estimated value.
N2	The lab does not hold NELAC/TNI accreditation for this parameter but other accreditations/certifications may apply. A complete list of accreditations/certifications is available upon request.
v2	The continuing calibration verification was below the method acceptance limit. The analyte was not detected in the associated samples and the sensitivity of the instrument was verified with a reporting limit check standard.
v3	The continuing calibration verification was below the method acceptance limit. Any detection for the analyte in the associated samples may have low bias.

This report shall not be reproduced, except in full,
without the written consent of Pace Analytical Services, LLC.

Pace Analytical Services, LLC
9800 Kincey Ave. Suite 100
Huntersville, NC 28078
(704)875-9092

QUALITY CONTROL DATA CROSS REFERENCE TABLE

Project: 2020-L1-2248
Pace Project No.: 92584586

Lab ID	Sample ID	QC Batch Method	QC Batch	Analytical Method	Analytical Batch
92584586001	**RW-109 (10-12)**	MADEP VPH	674756	MADEP VPH	674760
92584586002	**RW-109 (50-52)**	MADEP VPH	675518	MADEP VPH	675528
92584586001	**RW-109 (10-12)**	EPA 5035A/5030B	674133	EPA 8260D	674259
92584586002	**RW-109 (50-52)**	EPA 5035A/5030B	674133	EPA 8260D	674259
92584586001	**RW-109 (10-12)**	SW-846	674061		
92584586002	**RW-109 (50-52)**	SW-846	674061		

This report shall not be reproduced, except in full,
without the written consent of Pace Analytical Services, LLC.

CHAIN-OF-CUSTODY Analytical Request Document

Pace Analytical

Chain-of-Custody is a LEGAL DOCUMENT - Complete all relevent fields

LAB USE ONLY- Affix Workord... Number or

WO# : 92584586

92584586

Company: Apex Companies	Billing Information:
Address:	
Report To: Andrew Street	Email To: andrew.street@apexcos.com
Copy To:	Site Collection Info/Address:
Customer Project Name/Number: 2020_LI_2249	State: NC County/City: Hunkersville Time Zone Collected: [ ] PT [ ] MT [ ] CT [ ] ET
Phone: / Email:	Site/Facility ID #:
Collected By (print): Vanessa Hunter	Purchase Order #: / Quote #:
Collected By (signature):	Turnaround Date Required:
Sample Disposal: [ ] Dispose as appropriate [ ] Return [ ] Archive: _____ [ ] Hold: _____	Rush: [ ] Same Day [ ] Next Day [ ] 2 Day [ ] 3 Day [ ] 4 Day [ ] 5 Day (Expedite Charges Apply)

Compliance Monitoring? [ ] Yes [ ] No

DW PWS ID #: / DW Location Code:

Immediately Packed on Ice: [ ] Yes [ ] No

Field Filtered (if applicable): [ ] Yes [ ] No

Analysis: _____

** Preservative Types: (1) nitric acid, (2) sulfuric acid, (3) hydrochloric acid, (4) sodium hydroxide, (5) zinc acetate, (6) methanol, (7) sodium bisulfate, (8) sodium thiosulfate, (9) hexane, (A) ascorbic acid, (B) ammonium sulfate, (C) ammonium hydroxide, (D) TSP, (U) Unpreserved, (O) Other _____

* Matrix Codes (Insert in Matrix box below): Drinking Water (DW), Ground Water (GW), Wastewater (WW), Product (P), Soil/Solid (SL), Oil (OL), Wipe (WP), Air (AR), Tissue (TS), Bioassay (B), Vapor (V), Other (OT)

Customer Sample ID	Matrix *	Comp / Grab	Collected (or Composite Start) Date	Collected (or Composite Start) Time	Composite End Date	Composite End Time	Res Cl	# of Ctns	Analyses: MADEP VPH	Analyses: 8260 VOC	Lab Sample # / Comments
RW-109(10-12)	SL	G	1/25/22	1500			—	3	X	X	92584586 001
RW-109(50-52)	SL	G	1/25/22	1530			—	3	X	X	002

Lab Profile/Line:

Lab Sample Receipt Checklist:

Custody Seals Present/Intact	Y	N	NA
Custody Signatures Present	Y	N	NA
Collector Signature Present	Y	N	NA
Bottles Intact	Y	N	NA
Correct Bottles	Y	N	NA
Sufficient Volume	Y	N	NA
Samples Received on Ice	Y	N	NA
VOA - Headspace Acceptable	Y	N	NA
USDA Regulated Soils	Y	N	NA
Samples in Holding Time	Y	N	NA
Residual Chlorine Present	Y	N	NA
Cl Strips: _____			
Sample pH Acceptable	Y	N	NA
pH Strips: _____			
Sulfide Present	Y	N	NA
Lead Acetate Strips: _____			

LAB USE ONLY:

Customer Remarks / Special Conditions / Possible Hazards:

Type of Ice Used: (Wet) Blue Dry None

Packing Material Used:

Radchem sample(s) screened (<500 cpm): Y N NA

SHORT HOLDS PRESENT (<72 hours): Y (N) N/A

Lab Tracking #: 2615447

Samples received via: FEDEX UPS Client Courier (Pace Courier)

Lab Sample Temperature Info:

Temp Blank Received: Y (N) NA

Therm ID#: 92TOC4

Cooler 1 Temp Upon Receipt: 5.6 oC

Cooler 1 Therm Corr. Factor: _____ oC

Cooler 1 Corrected Temp: _____ oC

Comments:

Relinquished by/Company: (Signature)	Date/Time:	Received by/Company: (Signature)	Date/Time:
	1/26/22 0750		1-26-22/0750
Relinquished by/Company: (Signature)	Date/Time:	Received by/Company: (Signature)	Date/Time:
	1-26-22 1140	MD Pace HW	1-26-22 11:40
Relinquished by/Company: (Signature)	Date/Time:	Received by/Company: (Signature)	Date/Time:

MTJL LAB USE ONLY

Table #:

Acctnum:

Template:

Prelogin:

PM:

PB:

Trip Blank Received: Y (N) NA

HCL MeOH TSP Other

Non Conformance(s): YES / NO

Page: _____ of: _____

Pace Analytical Services, LLC
9800 Kincey Ave. Suite 100
Huntersville, NC 28078
(704)875-9092

February 03, 2022

Andrew Street
Apex Companies - NC
5900 Northwoods Business Pkwy
Suite 5900-0
Charlotte, NC 28269

RE: Project: 2020-LI-2448
Pace Project No.: 92585143

Dear Andrew Street:

Enclosed are the analytical results for sample(s) received by the laboratory on January 28, 2022. The results relate only to the samples included in this report. Results reported herein conform to the applicable TNI/NELAC Standards and the laboratory's Quality Manual, where applicable, unless otherwise noted in the body of the report.

The test results provided in this final report were generated by each of the following laboratories within the Pace Network:

- Pace Analytical Services - Charlotte

If you have any questions concerning this report, please feel free to contact me.

Sincerely,

Angela M. Baioni

Angela Baioni
angela.baioni@pacelabs.com
(704)875-9092
Project Manager

Enclosures

cc: J Culbreath, Colonial Pipeline Company
Naomi Fretz, APEX Companies, LLC
Robert Hughes, Colonial Pipeline
Cameron Lee, Montrose-EPS
Jamie Moran, APEX Companies, LLC
Jeff Morrison, Colonial Pipeline Company
Tom Naumann, APEX Companies - NC
Joe Nicolette, Montrose-EPS
Kaitlyn Nootens, Apex Companies
Christopher Schultz, Apex Companies
Matt Teixeira, Apex Companies, LLC
Michael Verdon, Colonial Pipeline Company
JM Wyatt, Colonial Pipeline Company

REPORT OF LABORATORY ANALYSIS

This report shall not be reproduced, except in full,
without the written consent of Pace Analytical Services, LLC.

Pace Analytical Services, LLC
9800 Kincey Ave. Suite 100
Huntersville, NC 28078
(704)875-9092

CERTIFICATIONS

Project: 2020-LI-2448
Pace Project No.: 92585143

Pace Analytical Services Charlotte

South Carolina Laboratory ID: 99006
9800 Kincey Ave. Ste 100, Huntersville, NC 28078
North Carolina Drinking Water Certification #: 37706
North Carolina Field Services Certification #: 5342
North Carolina Wastewater Certification #: 12
South Carolina Laboratory ID: 99006
South Carolina Certification #: 99006001
South Carolina Drinking Water Cert. #: 99006003
Florida/NELAP Certification #: E87627
Kentucky UST Certification #: 84
Louisiana DoH Drinking Water #: LA029
Virginia/VELAP Certification #: 460221

This report shall not be reproduced, except in full,
without the written consent of Pace Analytical Services, LLC.

Pace Analytical Services, LLC
9800 Kincey Ave. Suite 100
Huntersville, NC 28078
(704)875-9092

SAMPLE SUMMARY

Project: 2020-LI-2448
Pace Project No.: 92585143

Lab ID	Sample ID	Matrix	Date Collected	Date Received
92585143001	**RW-110 (12-14)**	Solid	01/26/22 15:20	01/28/22 15:56
92585143002	**RW-110 (54-56)**	Solid	01/26/22 15:40	01/28/22 15:56
92585143003	**RW-111 (26-28)**	Solid	01/27/22 16:20	01/28/22 15:56
92585143004	**RW-111 (46-47)**	Solid	01/28/22 10:20	01/28/22 15:56

REPORT OF LABORATORY ANALYSIS

This report shall not be reproduced, except in full,
without the written consent of Pace Analytical Services, LLC.

Pace Analytical Services, LLC
9800 Kincey Ave. Suite 100
Huntersville, NC 28078
(704)875-9092

SAMPLE ANALYTE COUNT

Project: 2020-LI-2448
Pace Project No.: 92585143

Lab ID	Sample ID	Method	Analysts	Analytes Reported	Laboratory
92585143001	**RW-110 (12-14)**	MADEP VPH	MAD	6	PASI-C
		EPA 8260D	SAS	70	PASI-C
		SW-846	KDF	1	PASI-C
92585143002	**RW-110 (54-56)**	MADEP VPH	MAD	6	PASI-C
		EPA 8260D	SAS	70	PASI-C
		SW-846	KDF	1	PASI-C
92585143003	**RW-111 (26-28)**	MADEP VPH	MAD	6	PASI-C
		EPA 8260D	SAS	70	PASI-C
		SW-846	KDF	1	PASI-C
92585143004	**RW-111 (46-47)**	MADEP VPH	MAD	6	PASI-C
		EPA 8260D	SAS	70	PASI-C
		SW-846	KDF	1	PASI-C

PASI-C = Pace Analytical Services - Charlotte

This report shall not be reproduced, except in full,
without the written consent of Pace Analytical Services, LLC.

Pace Analytical Services, LLC
9800 Kincey Ave. Suite 100
Huntersville, NC 28078
(704)875-9092

ANALYTICAL RESULTS

Project: 2020-LI-2448
Pace Project No.: 92585143

Sample: RW-110 (12-14) **Lab ID: 92585143001** Collected: 01/26/22 15:20 Received: 01/28/22 15:56 Matrix: Solid

Results reported on a "dry weight" basis and are adjusted for percent moisture, sample size and any dilutions.

Parameters	Results	Units	Report Limit	MDL	DF	Prepared	Analyzed	CAS No.	Qual
VPH NC Soil	Analytical Method: MADEP VPH Preparation Method: MADEP VPH Pace Analytical Services - Charlotte								
Total VPH (C5-C12)	ND	mg/kg	3.8	3.8	1	02/01/22 12:11	02/01/22 20:17		N2
Aliphatic (C05-C08)	ND	mg/kg	3.8	3.8	1	02/01/22 12:11	02/01/22 20:17		N2
Aliphatic(C09-C12) Adjusted	ND	mg/kg	3.8	3.8	1	02/01/22 12:11	02/01/22 20:17		N2
Aromatic (C09-C10)	ND	mg/kg	3.8	3.8	1	02/01/22 12:11	02/01/22 20:17		N2
Surrogates									
4-Bromofluorobenzene (FID) (S)	100	%	70-130		1	02/01/22 12:11	02/01/22 20:17	460-00-4	
4-Bromofluorobenzene (PID) (S)	100	%	70-130		1	02/01/22 12:11	02/01/22 20:17	460-00-4	
8260D/5035A/5030B Volatiles	Analytical Method: EPA 8260D Preparation Method: EPA 5035A/5030B Pace Analytical Services - Charlotte								
Acetone	ND	ug/kg	156	50.1	1	01/31/22 16:19	02/02/22 17:57	67-64-1	
Benzene	**14.1**	ug/kg	7.8	3.1	1	01/31/22 16:19	02/02/22 17:57	71-43-2	
Bromobenzene	ND	ug/kg	7.8	2.5	1	01/31/22 16:19	02/02/22 17:57	108-86-1	
Bromochloromethane	ND	ug/kg	7.8	2.3	1	01/31/22 16:19	02/02/22 17:57	74-97-5	
Bromodichloromethane	ND	ug/kg	7.8	3.0	1	01/31/22 16:19	02/02/22 17:57	75-27-4	
Bromoform	ND	ug/kg	7.8	2.7	1	01/31/22 16:19	02/02/22 17:57	75-25-2	
Bromomethane	ND	ug/kg	15.6	12.3	1	01/31/22 16:19	02/02/22 17:57	74-83-9	
2-Butanone (MEK)	ND	ug/kg	156	37.5	1	01/31/22 16:19	02/02/22 17:57	78-93-3	
n-Butylbenzene	**32.4**	ug/kg	7.8	3.7	1	01/31/22 16:19	02/02/22 17:57	104-51-8	
sec-Butylbenzene	ND	ug/kg	7.8	3.4	1	01/31/22 16:19	02/02/22 17:57	135-98-8	
tert-Butylbenzene	ND	ug/kg	7.8	2.8	1	01/31/22 16:19	02/02/22 17:57	98-06-6	
Carbon tetrachloride	ND	ug/kg	7.8	2.9	1	01/31/22 16:19	02/02/22 17:57	56-23-5	
Chlorobenzene	ND	ug/kg	7.8	1.5	1	01/31/22 16:19	02/02/22 17:57	108-90-7	
Chloroethane	ND	ug/kg	15.6	6.0	1	01/31/22 16:19	02/02/22 17:57	75-00-3	
Chloroform	ND	ug/kg	7.8	4.7	1	01/31/22 16:19	02/02/22 17:57	67-66-3	
Chloromethane	ND	ug/kg	15.6	6.6	1	01/31/22 16:19	02/02/22 17:57	74-87-3	
2-Chlorotoluene	ND	ug/kg	7.8	2.8	1	01/31/22 16:19	02/02/22 17:57	95-49-8	
4-Chlorotoluene	ND	ug/kg	7.8	1.4	1	01/31/22 16:19	02/02/22 17:57	106-43-4	
1,2-Dibromo-3-chloropropane	ND	ug/kg	7.8	3.0	1	01/31/22 16:19	02/02/22 17:57	96-12-8	
Dibromochloromethane	ND	ug/kg	7.8	4.4	1	01/31/22 16:19	02/02/22 17:57	124-48-1	
1,2-Dibromoethane (EDB)	ND	ug/kg	7.8	3.4	1	01/31/22 16:19	02/02/22 17:57	106-93-4	
Dibromomethane	ND	ug/kg	7.8	1.7	1	01/31/22 16:19	02/02/22 17:57	74-95-3	
1,2-Dichlorobenzene	ND	ug/kg	7.8	2.8	1	01/31/22 16:19	02/02/22 17:57	95-50-1	
1,3-Dichlorobenzene	ND	ug/kg	7.8	2.4	1	01/31/22 16:19	02/02/22 17:57	541-73-1	
1,4-Dichlorobenzene	ND	ug/kg	7.8	2.0	1	01/31/22 16:19	02/02/22 17:57	106-46-7	
Dichlorodifluoromethane	ND	ug/kg	15.6	3.4	1	01/31/22 16:19	02/02/22 17:57	75-71-8	
1,1-Dichloroethane	ND	ug/kg	7.8	3.2	1	01/31/22 16:19	02/02/22 17:57	75-34-3	
1,2-Dichloroethane	ND	ug/kg	7.8	5.2	1	01/31/22 16:19	02/02/22 17:57	107-06-2	
1,1-Dichloroethene	ND	ug/kg	7.8	3.2	1	01/31/22 16:19	02/02/22 17:57	75-35-4	
cis-1,2-Dichloroethene	ND	ug/kg	7.8	2.7	1	01/31/22 16:19	02/02/22 17:57	156-59-2	
trans-1,2-Dichloroethene	ND	ug/kg	7.8	2.7	1	01/31/22 16:19	02/02/22 17:57	156-60-5	
1,2-Dichloropropane	ND	ug/kg	7.8	2.3	1	01/31/22 16:19	02/02/22 17:57	78-87-5	
1,3-Dichloropropane	ND	ug/kg	7.8	2.4	1	01/31/22 16:19	02/02/22 17:57	142-28-9	
2,2-Dichloropropane	ND	ug/kg	7.8	2.5	1	01/31/22 16:19	02/02/22 17:57	594-20-7	

REPORT OF LABORATORY ANALYSIS

This report shall not be reproduced, except in full,
without the written consent of Pace Analytical Services, LLC.

Pace Analytical Services, LLC
9800 Kincey Ave. Suite 100
Huntersville, NC 28078
(704)875-9092

ANALYTICAL RESULTS

Project: 2020-LI-2448
Pace Project No.: 92585143

Sample: RW-110 (12-14) **Lab ID: 92585143001** Collected: 01/26/22 15:20 Received: 01/28/22 15:56 Matrix: Solid

Results reported on a "dry weight" basis and are adjusted for percent moisture, sample size and any dilutions.

Parameters	Results	Units	Report Limit	MDL	DF	Prepared	Analyzed	CAS No.	Qual
8260D/5035A/5030B Volatiles	Analytical Method: EPA 8260D Preparation Method: EPA 5035A/5030B Pace Analytical Services - Charlotte								
1,1-Dichloropropene	ND	ug/kg	7.8	3.7	1	01/31/22 16:19	02/02/22 17:57	563-58-6	
cis-1,3-Dichloropropene	ND	ug/kg	7.8	2.1	1	01/31/22 16:19	02/02/22 17:57	10061-01-5	
trans-1,3-Dichloropropene	ND	ug/kg	7.8	2.7	1	01/31/22 16:19	02/02/22 17:57	10061-02-6	
Diisopropyl ether	ND	ug/kg	7.8	2.1	1	01/31/22 16:19	02/02/22 17:57	108-20-3	
Ethylbenzene	**80.7**	ug/kg	7.8	3.6	1	01/31/22 16:19	02/02/22 17:57	100-41-4	
Hexachloro-1,3-butadiene	ND	ug/kg	15.6	12.8	1	01/31/22 16:19	02/02/22 17:57	87-68-3	
2-Hexanone	ND	ug/kg	78.0	7.5	1	01/31/22 16:19	02/02/22 17:57	591-78-6	
Isopropylbenzene (Cumene)	ND	ug/kg	7.8	2.7	1	01/31/22 16:19	02/02/22 17:57	98-82-8	
p-Isopropyltoluene	**24.3**	ug/kg	7.8	3.8	1	01/31/22 16:19	02/02/22 17:57	99-87-6	
Methylene Chloride	ND	ug/kg	31.2	21.4	1	01/31/22 16:19	02/02/22 17:57	75-09-2	
4-Methyl-2-pentanone (MIBK)	ND	ug/kg	78.0	7.5	1	01/31/22 16:19	02/02/22 17:57	108-10-1	
Methyl-tert-butyl ether	ND	ug/kg	7.8	2.9	1	01/31/22 16:19	02/02/22 17:57	1634-04-4	
Naphthalene	**148**	ug/kg	7.8	4.1	1	01/31/22 16:19	02/02/22 17:57	91-20-3	
n-Propylbenzene	**53.9**	ug/kg	7.8	2.8	1	01/31/22 16:19	02/02/22 17:57	103-65-1	
Styrene	**5.5J**	ug/kg	7.8	2.1	1	01/31/22 16:19	02/02/22 17:57	100-42-5	
1,1,1,2-Tetrachloroethane	ND	ug/kg	7.8	3.0	1	01/31/22 16:19	02/02/22 17:57	630-20-6	
1,1,2,2-Tetrachloroethane	ND	ug/kg	7.8	2.1	1	01/31/22 16:19	02/02/22 17:57	79-34-5	
Tetrachloroethene	ND	ug/kg	7.8	2.5	1	01/31/22 16:19	02/02/22 17:57	127-18-4	
Toluene	**154**	ug/kg	7.8	2.2	1	01/31/22 16:19	02/02/22 17:57	108-88-3	
1,2,3-Trichlorobenzene	ND	ug/kg	7.8	6.3	1	01/31/22 16:19	02/02/22 17:57	87-61-6	
1,2,4-Trichlorobenzene	ND	ug/kg	7.8	6.6	1	01/31/22 16:19	02/02/22 17:57	120-82-1	
1,1,1-Trichloroethane	ND	ug/kg	7.8	4.1	1	01/31/22 16:19	02/02/22 17:57	71-55-6	
1,1,2-Trichloroethane	ND	ug/kg	7.8	2.6	1	01/31/22 16:19	02/02/22 17:57	79-00-5	
Trichloroethene	ND	ug/kg	7.8	2.0	1	01/31/22 16:19	02/02/22 17:57	79-01-6	
Trichlorofluoromethane	ND	ug/kg	7.8	4.3	1	01/31/22 16:19	02/02/22 17:57	75-69-4	
1,2,3-Trichloropropane	ND	ug/kg	7.8	3.9	1	01/31/22 16:19	02/02/22 17:57	96-18-4	
1,2,4-Trimethylbenzene	**398**	ug/kg	7.8	2.1	1	01/31/22 16:19	02/02/22 17:57	95-63-6	
1,3,5-Trimethylbenzene	**119**	ug/kg	7.8	2.6	1	01/31/22 16:19	02/02/22 17:57	108-67-8	
Vinyl acetate	ND	ug/kg	78.0	5.7	1	01/31/22 16:19	02/02/22 17:57	108-05-4	
Vinyl chloride	ND	ug/kg	15.6	4.0	1	01/31/22 16:19	02/02/22 17:57	75-01-4	
Xylene (Total)	**444**	ug/kg	15.6	4.4	1	01/31/22 16:19	02/02/22 17:57	1330-20-7	
m&p-Xylene	**293**	ug/kg	15.6	5.3	1	01/31/22 16:19	02/02/22 17:57	179601-23-1	
o-Xylene	**151**	ug/kg	7.8	3.4	1	01/31/22 16:19	02/02/22 17:57	95-47-6	
Surrogates									
Toluene-d8 (S)	99	%	70-130		1	01/31/22 16:19	02/02/22 17:57	2037-26-5	
4-Bromofluorobenzene (S)	99	%	69-134		1	01/31/22 16:19	02/02/22 17:57	460-00-4	
1,2-Dichloroethane-d4 (S)	93	%	70-130		1	01/31/22 16:19	02/02/22 17:57	17060-07-0	
Percent Moisture	Analytical Method: SW-846 Pace Analytical Services - Charlotte								
Percent Moisture	**19.2**	%	0.10	0.10	1		01/31/22 17:29		N2

REPORT OF LABORATORY ANALYSIS

This report shall not be reproduced, except in full,
without the written consent of Pace Analytical Services, LLC.

Pace Analytical Services, LLC
9800 Kincey Ave. Suite 100
Huntersville, NC 28078
(704)875-9092

ANALYTICAL RESULTS

Project: 2020-LI-2448
Pace Project No.: 92585143

Sample: RW-110 (54-56) **Lab ID: 92585143002** Collected: 01/26/22 15:40 Received: 01/28/22 15:56 Matrix: Solid

Results reported on a "dry weight" basis and are adjusted for percent moisture, sample size and any dilutions.

Parameters	Results	Units	Report Limit	MDL	DF	Prepared	Analyzed	CAS No.	Qual
VPH NC Soil	Analytical Method: MADEP VPH Preparation Method: MADEP VPH Pace Analytical Services - Charlotte								
Total VPH (C5-C12)	ND	mg/kg	3.1	3.1	1	01/28/22 18:20	01/28/22 22:54		N2
Aliphatic (C05-C08)	ND	mg/kg	3.1	3.1	1	01/28/22 18:20	01/28/22 22:54		N2
Aliphatic(C09-C12) Adjusted	ND	mg/kg	3.1	3.1	1	01/28/22 18:20	01/28/22 22:54		N2
Aromatic (C09-C10)	ND	mg/kg	3.1	3.1	1	01/28/22 18:20	01/28/22 22:54		N2
Surrogates									
4-Bromofluorobenzene (FID) (S)	100	%	70-130		1	01/28/22 18:20	01/28/22 22:54	460-00-4	
4-Bromofluorobenzene (PID) (S)	96	%	70-130		1	01/28/22 18:20	01/28/22 22:54	460-00-4	
8260D/5035A/5030B Volatiles	Analytical Method: EPA 8260D Preparation Method: EPA 5035A/5030B Pace Analytical Services - Charlotte								
Acetone	ND	ug/kg	150	48.3	1	01/31/22 16:19	02/02/22 18:15	67-64-1	
Benzene	**23.2**	ug/kg	7.5	3.0	1	01/31/22 16:19	02/02/22 18:15	71-43-2	
Bromobenzene	ND	ug/kg	7.5	2.5	1	01/31/22 16:19	02/02/22 18:15	108-86-1	
Bromochloromethane	ND	ug/kg	7.5	2.2	1	01/31/22 16:19	02/02/22 18:15	74-97-5	
Bromodichloromethane	ND	ug/kg	7.5	2.9	1	01/31/22 16:19	02/02/22 18:15	75-27-4	
Bromoform	ND	ug/kg	7.5	2.6	1	01/31/22 16:19	02/02/22 18:15	75-25-2	
Bromomethane	ND	ug/kg	15.0	11.9	1	01/31/22 16:19	02/02/22 18:15	74-83-9	
2-Butanone (MEK)	ND	ug/kg	150	36.1	1	01/31/22 16:19	02/02/22 18:15	78-93-3	
n-Butylbenzene	ND	ug/kg	7.5	3.6	1	01/31/22 16:19	02/02/22 18:15	104-51-8	
sec-Butylbenzene	ND	ug/kg	7.5	3.3	1	01/31/22 16:19	02/02/22 18:15	135-98-8	
tert-Butylbenzene	ND	ug/kg	7.5	2.7	1	01/31/22 16:19	02/02/22 18:15	98-06-6	
Carbon tetrachloride	ND	ug/kg	7.5	2.8	1	01/31/22 16:19	02/02/22 18:15	56-23-5	
Chlorobenzene	ND	ug/kg	7.5	1.4	1	01/31/22 16:19	02/02/22 18:15	108-90-7	
Chloroethane	ND	ug/kg	15.0	5.8	1	01/31/22 16:19	02/02/22 18:15	75-00-3	
Chloroform	ND	ug/kg	7.5	4.6	1	01/31/22 16:19	02/02/22 18:15	67-66-3	
Chloromethane	ND	ug/kg	15.0	6.3	1	01/31/22 16:19	02/02/22 18:15	74-87-3	
2-Chlorotoluene	ND	ug/kg	7.5	2.7	1	01/31/22 16:19	02/02/22 18:15	95-49-8	
4-Chlorotoluene	ND	ug/kg	7.5	1.3	1	01/31/22 16:19	02/02/22 18:15	106-43-4	
1,2-Dibromo-3-chloropropane	ND	ug/kg	7.5	2.9	1	01/31/22 16:19	02/02/22 18:15	96-12-8	
Dibromochloromethane	ND	ug/kg	7.5	4.2	1	01/31/22 16:19	02/02/22 18:15	124-48-1	
1,2-Dibromoethane (EDB)	ND	ug/kg	7.5	3.3	1	01/31/22 16:19	02/02/22 18:15	106-93-4	
Dibromomethane	ND	ug/kg	7.5	1.6	1	01/31/22 16:19	02/02/22 18:15	74-95-3	
1,2-Dichlorobenzene	ND	ug/kg	7.5	2.7	1	01/31/22 16:19	02/02/22 18:15	95-50-1	
1,3-Dichlorobenzene	ND	ug/kg	7.5	2.3	1	01/31/22 16:19	02/02/22 18:15	541-73-1	
1,4-Dichlorobenzene	ND	ug/kg	7.5	2.0	1	01/31/22 16:19	02/02/22 18:15	106-46-7	
Dichlorodifluoromethane	ND	ug/kg	15.0	3.3	1	01/31/22 16:19	02/02/22 18:15	75-71-8	
1,1-Dichloroethane	ND	ug/kg	7.5	3.1	1	01/31/22 16:19	02/02/22 18:15	75-34-3	
1,2-Dichloroethane	ND	ug/kg	7.5	5.0	1	01/31/22 16:19	02/02/22 18:15	107-06-2	
1,1-Dichloroethene	ND	ug/kg	7.5	3.1	1	01/31/22 16:19	02/02/22 18:15	75-35-4	
cis-1,2-Dichloroethene	ND	ug/kg	7.5	2.6	1	01/31/22 16:19	02/02/22 18:15	156-59-2	
trans-1,2-Dichloroethene	ND	ug/kg	7.5	2.6	1	01/31/22 16:19	02/02/22 18:15	156-60-5	
1,2-Dichloropropane	ND	ug/kg	7.5	2.3	1	01/31/22 16:19	02/02/22 18:15	78-87-5	
1,3-Dichloropropane	ND	ug/kg	7.5	2.3	1	01/31/22 16:19	02/02/22 18:15	142-28-9	
2,2-Dichloropropane	ND	ug/kg	7.5	2.5	1	01/31/22 16:19	02/02/22 18:15	594-20-7	

REPORT OF LABORATORY ANALYSIS

This report shall not be reproduced, except in full,
without the written consent of Pace Analytical Services, LLC.

Pace Analytical Services, LLC
9800 Kincey Ave. Suite 100
Huntersville, NC 28078
(704)875-9092

ANALYTICAL RESULTS

Project: 2020-LI-2448
Pace Project No.: 92585143

Sample: RW-110 (54-56) **Lab ID: 92585143002** Collected: 01/26/22 15:40 Received: 01/28/22 15:56 Matrix: Solid

Results reported on a "dry weight" basis and are adjusted for percent moisture, sample size and any dilutions.

Parameters	Results	Units	Report Limit	MDL	DF	Prepared	Analyzed	CAS No.	Qual
8260D/5035A/5030B Volatiles	Analytical Method: EPA 8260D Preparation Method: EPA 5035A/5030B Pace Analytical Services - Charlotte								
1,1-Dichloropropene	ND	ug/kg	7.5	3.6	1	01/31/22 16:19	02/02/22 18:15	563-58-6	
cis-1,3-Dichloropropene	ND	ug/kg	7.5	2.0	1	01/31/22 16:19	02/02/22 18:15	10061-01-5	
trans-1,3-Dichloropropene	ND	ug/kg	7.5	2.6	1	01/31/22 16:19	02/02/22 18:15	10061-02-6	
Diisopropyl ether	ND	ug/kg	7.5	2.0	1	01/31/22 16:19	02/02/22 18:15	108-20-3	
Ethylbenzene	**30.0**	ug/kg	7.5	3.5	1	01/31/22 16:19	02/02/22 18:15	100-41-4	
Hexachloro-1,3-butadiene	ND	ug/kg	15.0	12.3	1	01/31/22 16:19	02/02/22 18:15	87-68-3	
2-Hexanone	ND	ug/kg	75.2	7.3	1	01/31/22 16:19	02/02/22 18:15	591-78-6	
Isopropylbenzene (Cumene)	ND	ug/kg	7.5	2.6	1	01/31/22 16:19	02/02/22 18:15	98-82-8	
p-Isopropyltoluene	ND	ug/kg	7.5	3.7	1	01/31/22 16:19	02/02/22 18:15	99-87-6	
Methylene Chloride	ND	ug/kg	30.1	20.6	1	01/31/22 16:19	02/02/22 18:15	75-09-2	
4-Methyl-2-pentanone (MIBK)	ND	ug/kg	75.2	7.3	1	01/31/22 16:19	02/02/22 18:15	108-10-1	
Methyl-tert-butyl ether	ND	ug/kg	7.5	2.8	1	01/31/22 16:19	02/02/22 18:15	1634-04-4	
Naphthalene	**10.0**	ug/kg	7.5	4.0	1	01/31/22 16:19	02/02/22 18:15	91-20-3	
n-Propylbenzene	ND	ug/kg	7.5	2.7	1	01/31/22 16:19	02/02/22 18:15	103-65-1	
Styrene	ND	ug/kg	7.5	2.0	1	01/31/22 16:19	02/02/22 18:15	100-42-5	
1,1,1,2-Tetrachloroethane	ND	ug/kg	7.5	2.9	1	01/31/22 16:19	02/02/22 18:15	630-20-6	
1,1,2,2-Tetrachloroethane	ND	ug/kg	7.5	2.0	1	01/31/22 16:19	02/02/22 18:15	79-34-5	
Tetrachloroethene	ND	ug/kg	7.5	2.4	1	01/31/22 16:19	02/02/22 18:15	127-18-4	
Toluene	**153**	ug/kg	7.5	2.1	1	01/31/22 16:19	02/02/22 18:15	108-88-3	
1,2,3-Trichlorobenzene	ND	ug/kg	7.5	6.1	1	01/31/22 16:19	02/02/22 18:15	87-61-6	
1,2,4-Trichlorobenzene	ND	ug/kg	7.5	6.3	1	01/31/22 16:19	02/02/22 18:15	120-82-1	
1,1,1-Trichloroethane	ND	ug/kg	7.5	3.9	1	01/31/22 16:19	02/02/22 18:15	71-55-6	
1,1,2-Trichloroethane	ND	ug/kg	7.5	2.5	1	01/31/22 16:19	02/02/22 18:15	79-00-5	
Trichloroethene	ND	ug/kg	7.5	1.9	1	01/31/22 16:19	02/02/22 18:15	79-01-6	
Trichlorofluoromethane	ND	ug/kg	7.5	4.1	1	01/31/22 16:19	02/02/22 18:15	75-69-4	
1,2,3-Trichloropropane	ND	ug/kg	7.5	3.8	1	01/31/22 16:19	02/02/22 18:15	96-18-4	
1,2,4-Trimethylbenzene	**60.9**	ug/kg	7.5	2.1	1	01/31/22 16:19	02/02/22 18:15	95-63-6	
1,3,5-Trimethylbenzene	**16.7**	ug/kg	7.5	2.5	1	01/31/22 16:19	02/02/22 18:15	108-67-8	
Vinyl acetate	ND	ug/kg	75.2	5.5	1	01/31/22 16:19	02/02/22 18:15	108-05-4	
Vinyl chloride	ND	ug/kg	15.0	3.8	1	01/31/22 16:19	02/02/22 18:15	75-01-4	
Xylene (Total)	**157**	ug/kg	15.0	4.3	1	01/31/22 16:19	02/02/22 18:15	1330-20-7	
m&p-Xylene	**113**	ug/kg	15.0	5.1	1	01/31/22 16:19	02/02/22 18:15	179601-23-1	
o-Xylene	**44.1**	ug/kg	7.5	3.3	1	01/31/22 16:19	02/02/22 18:15	95-47-6	
Surrogates									
Toluene-d8 (S)	100	%	70-130		1	01/31/22 16:19	02/02/22 18:15	2037-26-5	
4-Bromofluorobenzene (S)	99	%	69-134		1	01/31/22 16:19	02/02/22 18:15	460-00-4	
1,2-Dichloroethane-d4 (S)	92	%	70-130		1	01/31/22 16:19	02/02/22 18:15	17060-07-0	
Percent Moisture	Analytical Method: SW-846 Pace Analytical Services - Charlotte								
Percent Moisture	**14.1**	%	0.10	0.10	1		01/31/22 17:30		N2

REPORT OF LABORATORY ANALYSIS

This report shall not be reproduced, except in full,
without the written consent of Pace Analytical Services, LLC.

Pace Analytical Services, LLC
9800 Kincey Ave. Suite 100
Huntersville, NC 28078
(704)875-9092

ANALYTICAL RESULTS

Project: 2020-LI-2448
Pace Project No.: 92585143

Sample: RW-111 (26-28) **Lab ID: 92585143003** Collected: 01/27/22 16:20 Received: 01/28/22 15:56 Matrix: Solid

Results reported on a "dry weight" basis and are adjusted for percent moisture, sample size and any dilutions.

Parameters	Results	Units	Report Limit	MDL	DF	Prepared	Analyzed	CAS No.	Qual
VPH NC Soil	Analytical Method: MADEP VPH Preparation Method: MADEP VPH Pace Analytical Services - Charlotte								
Total VPH (C5-C12)	ND	mg/kg	3.9	3.9	1	01/28/22 18:20	01/28/22 23:23		N2
Aliphatic (C05-C08)	ND	mg/kg	3.9	3.9	1	01/28/22 18:20	01/28/22 23:23		N2
Aliphatic(C09-C12) Adjusted	ND	mg/kg	3.9	3.9	1	01/28/22 18:20	01/28/22 23:23		N2
Aromatic (C09-C10)	ND	mg/kg	3.9	3.9	1	01/28/22 18:20	01/28/22 23:23		N2
Surrogates									
4-Bromofluorobenzene (FID) (S)	102	%	70-130		1	01/28/22 18:20	01/28/22 23:23	460-00-4	
4-Bromofluorobenzene (PID) (S)	99	%	70-130		1	01/28/22 18:20	01/28/22 23:23	460-00-4	
8260D/5035A/5030B Volatiles	Analytical Method: EPA 8260D Preparation Method: EPA 5035A/5030B Pace Analytical Services - Charlotte								
Acetone	ND	ug/kg	145	46.5	1	01/31/22 16:19	02/02/22 18:33	67-64-1	
Benzene	**48.9**	ug/kg	7.2	2.9	1	01/31/22 16:19	02/02/22 18:33	71-43-2	
Bromobenzene	ND	ug/kg	7.2	2.4	1	01/31/22 16:19	02/02/22 18:33	108-86-1	
Bromochloromethane	ND	ug/kg	7.2	2.1	1	01/31/22 16:19	02/02/22 18:33	74-97-5	
Bromodichloromethane	ND	ug/kg	7.2	2.8	1	01/31/22 16:19	02/02/22 18:33	75-27-4	
Bromoform	ND	ug/kg	7.2	2.6	1	01/31/22 16:19	02/02/22 18:33	75-25-2	
Bromomethane	ND	ug/kg	14.5	11.4	1	01/31/22 16:19	02/02/22 18:33	74-83-9	
2-Butanone (MEK)	ND	ug/kg	145	34.8	1	01/31/22 16:19	02/02/22 18:33	78-93-3	
n-Butylbenzene	ND	ug/kg	7.2	3.4	1	01/31/22 16:19	02/02/22 18:33	104-51-8	
sec-Butylbenzene	ND	ug/kg	7.2	3.2	1	01/31/22 16:19	02/02/22 18:33	135-98-8	
tert-Butylbenzene	ND	ug/kg	7.2	2.6	1	01/31/22 16:19	02/02/22 18:33	98-06-6	
Carbon tetrachloride	ND	ug/kg	7.2	2.7	1	01/31/22 16:19	02/02/22 18:33	56-23-5	
Chlorobenzene	ND	ug/kg	7.2	1.4	1	01/31/22 16:19	02/02/22 18:33	108-90-7	
Chloroethane	ND	ug/kg	14.5	5.6	1	01/31/22 16:19	02/02/22 18:33	75-00-3	
Chloroform	ND	ug/kg	7.2	4.4	1	01/31/22 16:19	02/02/22 18:33	67-66-3	
Chloromethane	ND	ug/kg	14.5	6.1	1	01/31/22 16:19	02/02/22 18:33	74-87-3	
2-Chlorotoluene	ND	ug/kg	7.2	2.6	1	01/31/22 16:19	02/02/22 18:33	95-49-8	
4-Chlorotoluene	ND	ug/kg	7.2	1.3	1	01/31/22 16:19	02/02/22 18:33	106-43-4	
1,2-Dibromo-3-chloropropane	ND	ug/kg	7.2	2.8	1	01/31/22 16:19	02/02/22 18:33	96-12-8	
Dibromochloromethane	ND	ug/kg	7.2	4.1	1	01/31/22 16:19	02/02/22 18:33	124-48-1	
1,2-Dibromoethane (EDB)	ND	ug/kg	7.2	3.2	1	01/31/22 16:19	02/02/22 18:33	106-93-4	
Dibromomethane	ND	ug/kg	7.2	1.6	1	01/31/22 16:19	02/02/22 18:33	74-95-3	
1,2-Dichlorobenzene	ND	ug/kg	7.2	2.6	1	01/31/22 16:19	02/02/22 18:33	95-50-1	
1,3-Dichlorobenzene	ND	ug/kg	7.2	2.2	1	01/31/22 16:19	02/02/22 18:33	541-73-1	
1,4-Dichlorobenzene	ND	ug/kg	7.2	1.9	1	01/31/22 16:19	02/02/22 18:33	106-46-7	
Dichlorodifluoromethane	ND	ug/kg	14.5	3.1	1	01/31/22 16:19	02/02/22 18:33	75-71-8	
1,1-Dichloroethane	ND	ug/kg	7.2	3.0	1	01/31/22 16:19	02/02/22 18:33	75-34-3	
1,2-Dichloroethane	ND	ug/kg	7.2	4.8	1	01/31/22 16:19	02/02/22 18:33	107-06-2	
1,1-Dichloroethene	ND	ug/kg	7.2	3.0	1	01/31/22 16:19	02/02/22 18:33	75-35-4	
cis-1,2-Dichloroethene	ND	ug/kg	7.2	2.5	1	01/31/22 16:19	02/02/22 18:33	156-59-2	
trans-1,2-Dichloroethene	ND	ug/kg	7.2	2.5	1	01/31/22 16:19	02/02/22 18:33	156-60-5	
1,2-Dichloropropane	ND	ug/kg	7.2	2.2	1	01/31/22 16:19	02/02/22 18:33	78-87-5	
1,3-Dichloropropane	ND	ug/kg	7.2	2.3	1	01/31/22 16:19	02/02/22 18:33	142-28-9	
2,2-Dichloropropane	ND	ug/kg	7.2	2.4	1	01/31/22 16:19	02/02/22 18:33	594-20-7	

REPORT OF LABORATORY ANALYSIS

This report shall not be reproduced, except in full,
without the written consent of Pace Analytical Services, LLC.

Pace Analytical Services, LLC
9800 Kincey Ave. Suite 100
Huntersville, NC 28078
(704)875-9092

ANALYTICAL RESULTS

Project: 2020-LI-2448
Pace Project No.: 92585143

Sample: RW-111 (26-28) **Lab ID: 92585143003** Collected: 01/27/22 16:20 Received: 01/28/22 15:56 Matrix: Solid

Results reported on a "dry weight" basis and are adjusted for percent moisture, sample size and any dilutions.

Parameters	Results	Units	Report Limit	MDL	DF	Prepared	Analyzed	CAS No.	Qual
8260D/5035A/5030B Volatiles	Analytical Method: EPA 8260D Preparation Method: EPA 5035A/5030B Pace Analytical Services - Charlotte								
1,1-Dichloropropene	ND	ug/kg	7.2	3.5	1	01/31/22 16:19	02/02/22 18:33	563-58-6	
cis-1,3-Dichloropropene	ND	ug/kg	7.2	2.0	1	01/31/22 16:19	02/02/22 18:33	10061-01-5	
trans-1,3-Dichloropropene	ND	ug/kg	7.2	2.5	1	01/31/22 16:19	02/02/22 18:33	10061-02-6	
Diisopropyl ether	**8.6**	ug/kg	7.2	2.0	1	01/31/22 16:19	02/02/22 18:33	108-20-3	
Ethylbenzene	ND	ug/kg	7.2	3.4	1	01/31/22 16:19	02/02/22 18:33	100-41-4	
Hexachloro-1,3-butadiene	ND	ug/kg	14.5	11.9	1	01/31/22 16:19	02/02/22 18:33	87-68-3	
2-Hexanone	ND	ug/kg	72.5	7.0	1	01/31/22 16:19	02/02/22 18:33	591-78-6	
Isopropylbenzene (Cumene)	ND	ug/kg	7.2	2.5	1	01/31/22 16:19	02/02/22 18:33	98-82-8	
p-Isopropyltoluene	ND	ug/kg	7.2	3.6	1	01/31/22 16:19	02/02/22 18:33	99-87-6	
Methylene Chloride	ND	ug/kg	29.0	19.9	1	01/31/22 16:19	02/02/22 18:33	75-09-2	
4-Methyl-2-pentanone (MIBK)	ND	ug/kg	72.5	7.0	1	01/31/22 16:19	02/02/22 18:33	108-10-1	
Methyl-tert-butyl ether	ND	ug/kg	7.2	2.7	1	01/31/22 16:19	02/02/22 18:33	1634-04-4	
Naphthalene	ND	ug/kg	7.2	3.8	1	01/31/22 16:19	02/02/22 18:33	91-20-3	
n-Propylbenzene	ND	ug/kg	7.2	2.6	1	01/31/22 16:19	02/02/22 18:33	103-65-1	
Styrene	ND	ug/kg	7.2	1.9	1	01/31/22 16:19	02/02/22 18:33	100-42-5	
1,1,1,2-Tetrachloroethane	ND	ug/kg	7.2	2.8	1	01/31/22 16:19	02/02/22 18:33	630-20-6	
1,1,2,2-Tetrachloroethane	ND	ug/kg	7.2	1.9	1	01/31/22 16:19	02/02/22 18:33	79-34-5	
Tetrachloroethene	ND	ug/kg	7.2	2.3	1	01/31/22 16:19	02/02/22 18:33	127-18-4	
Toluene	**73.4**	ug/kg	7.2	2.1	1	01/31/22 16:19	02/02/22 18:33	108-88-3	
1,2,3-Trichlorobenzene	ND	ug/kg	7.2	5.9	1	01/31/22 16:19	02/02/22 18:33	87-61-6	
1,2,4-Trichlorobenzene	ND	ug/kg	7.2	6.1	1	01/31/22 16:19	02/02/22 18:33	120-82-1	
1,1,1-Trichloroethane	ND	ug/kg	7.2	3.8	1	01/31/22 16:19	02/02/22 18:33	71-55-6	
1,1,2-Trichloroethane	ND	ug/kg	7.2	2.4	1	01/31/22 16:19	02/02/22 18:33	79-00-5	
Trichloroethene	ND	ug/kg	7.2	1.9	1	01/31/22 16:19	02/02/22 18:33	79-01-6	
Trichlorofluoromethane	ND	ug/kg	7.2	4.0	1	01/31/22 16:19	02/02/22 18:33	75-69-4	
1,2,3-Trichloropropane	ND	ug/kg	7.2	3.7	1	01/31/22 16:19	02/02/22 18:33	96-18-4	
1,2,4-Trimethylbenzene	ND	ug/kg	7.2	2.0	1	01/31/22 16:19	02/02/22 18:33	95-63-6	
1,3,5-Trimethylbenzene	ND	ug/kg	7.2	2.4	1	01/31/22 16:19	02/02/22 18:33	108-67-8	
Vinyl acetate	ND	ug/kg	72.5	5.3	1	01/31/22 16:19	02/02/22 18:33	108-05-4	
Vinyl chloride	ND	ug/kg	14.5	3.7	1	01/31/22 16:19	02/02/22 18:33	75-01-4	
Xylene (Total)	**25.6**	ug/kg	14.5	4.1	1	01/31/22 16:19	02/02/22 18:33	1330-20-7	
m&p-Xylene	**16.1**	ug/kg	14.5	5.0	1	01/31/22 16:19	02/02/22 18:33	179601-23-1	
o-Xylene	**9.5**	ug/kg	7.2	3.2	1	01/31/22 16:19	02/02/22 18:33	95-47-6	
Surrogates									
Toluene-d8 (S)	98	%	70-130		1	01/31/22 16:19	02/02/22 18:33	2037-26-5	
4-Bromofluorobenzene (S)	99	%	69-134		1	01/31/22 16:19	02/02/22 18:33	460-00-4	
1,2-Dichloroethane-d4 (S)	90	%	70-130		1	01/31/22 16:19	02/02/22 18:33	17060-07-0	
Percent Moisture	Analytical Method: SW-846 Pace Analytical Services - Charlotte								
Percent Moisture	**15.6**	%	0.10	0.10	1		01/31/22 17:30		N2

REPORT OF LABORATORY ANALYSIS

This report shall not be reproduced, except in full,
without the written consent of Pace Analytical Services, LLC.

Pace Analytical Services, LLC
9800 Kincey Ave. Suite 100
Huntersville, NC 28078
(704)875-9092

ANALYTICAL RESULTS

Project: 2020-LI-2448
Pace Project No.: 92585143

Sample: RW-111 (46-47) **Lab ID: 92585143004** Collected: 01/28/22 10:20 Received: 01/28/22 15:56 Matrix: Solid

Results reported on a "dry weight" basis and are adjusted for percent moisture, sample size and any dilutions.

Parameters	Results	Units	Report Limit	MDL	DF	Prepared	Analyzed	CAS No.	Qual
VPH NC Soil	Analytical Method: MADEP VPH Preparation Method: MADEP VPH Pace Analytical Services - Charlotte								
Total VPH (C5-C12)	**39.5**	mg/kg	2.9	2.9	1	01/28/22 18:20	01/28/22 23:52		N2
Aliphatic (C05-C08)	**34.6**	mg/kg	2.9	2.9	1	01/28/22 18:20	01/28/22 23:52		N2
Aliphatic(C09-C12) Adjusted	**4.0**	mg/kg	2.9	2.9	1	01/28/22 18:20	01/28/22 23:52		N2
Aromatic (C09-C10)	ND	mg/kg	2.9	2.9	1	01/28/22 18:20	01/28/22 23:52		N2
Surrogates									
4-Bromofluorobenzene (FID) (S)	105	%	70-130		1	01/28/22 18:20	01/28/22 23:52	460-00-4	
4-Bromofluorobenzene (PID) (S)	105	%	70-130		1	01/28/22 18:20	01/28/22 23:52	460-00-4	
8260D/5035A/5030B Volatiles	Analytical Method: EPA 8260D Preparation Method: EPA 5035A/5030B Pace Analytical Services - Charlotte								
Acetone	**51.0J**	ug/kg	104	33.5	1	01/31/22 16:24	02/01/22 22:04	67-64-1	v3
Benzene	**502**	ug/kg	5.2	2.1	1	01/31/22 16:24	02/01/22 22:04	71-43-2	
Bromobenzene	ND	ug/kg	5.2	1.7	1	01/31/22 16:24	02/01/22 22:04	108-86-1	
Bromochloromethane	ND	ug/kg	5.2	1.5	1	01/31/22 16:24	02/01/22 22:04	74-97-5	
Bromodichloromethane	ND	ug/kg	5.2	2.0	1	01/31/22 16:24	02/01/22 22:04	75-27-4	
Bromoform	ND	ug/kg	5.2	1.8	1	01/31/22 16:24	02/01/22 22:04	75-25-2	
Bromomethane	ND	ug/kg	10.4	8.2	1	01/31/22 16:24	02/01/22 22:04	74-83-9	IK
2-Butanone (MEK)	**209**	ug/kg	104	25.1	1	01/31/22 16:24	02/01/22 22:04	78-93-3	
n-Butylbenzene	**38.2**	ug/kg	5.2	2.5	1	01/31/22 16:24	02/01/22 22:04	104-51-8	
sec-Butylbenzene	ND	ug/kg	5.2	2.3	1	01/31/22 16:24	02/01/22 22:04	135-98-8	
tert-Butylbenzene	ND	ug/kg	5.2	1.9	1	01/31/22 16:24	02/01/22 22:04	98-06-6	
Carbon tetrachloride	ND	ug/kg	5.2	2.0	1	01/31/22 16:24	02/01/22 22:04	56-23-5	
Chlorobenzene	ND	ug/kg	5.2	1.0	1	01/31/22 16:24	02/01/22 22:04	108-90-7	
Chloroethane	ND	ug/kg	10.4	4.0	1	01/31/22 16:24	02/01/22 22:04	75-00-3	
Chloroform	ND	ug/kg	5.2	3.2	1	01/31/22 16:24	02/01/22 22:04	67-66-3	
Chloromethane	ND	ug/kg	10.4	4.4	1	01/31/22 16:24	02/01/22 22:04	74-87-3	
2-Chlorotoluene	ND	ug/kg	5.2	1.8	1	01/31/22 16:24	02/01/22 22:04	95-49-8	
4-Chlorotoluene	ND	ug/kg	5.2	0.92	1	01/31/22 16:24	02/01/22 22:04	106-43-4	
1,2-Dibromo-3-chloropropane	ND	ug/kg	5.2	2.0	1	01/31/22 16:24	02/01/22 22:04	96-12-8	
Dibromochloromethane	ND	ug/kg	5.2	2.9	1	01/31/22 16:24	02/01/22 22:04	124-48-1	
1,2-Dibromoethane (EDB)	ND	ug/kg	5.2	2.3	1	01/31/22 16:24	02/01/22 22:04	106-93-4	
Dibromomethane	ND	ug/kg	5.2	1.1	1	01/31/22 16:24	02/01/22 22:04	74-95-3	
1,2-Dichlorobenzene	ND	ug/kg	5.2	1.9	1	01/31/22 16:24	02/01/22 22:04	95-50-1	
1,3-Dichlorobenzene	ND	ug/kg	5.2	1.6	1	01/31/22 16:24	02/01/22 22:04	541-73-1	
1,4-Dichlorobenzene	ND	ug/kg	5.2	1.4	1	01/31/22 16:24	02/01/22 22:04	106-46-7	
Dichlorodifluoromethane	ND	ug/kg	10.4	2.3	1	01/31/22 16:24	02/01/22 22:04	75-71-8	
1,1-Dichloroethane	ND	ug/kg	5.2	2.2	1	01/31/22 16:24	02/01/22 22:04	75-34-3	
1,2-Dichloroethane	ND	ug/kg	5.2	3.5	1	01/31/22 16:24	02/01/22 22:04	107-06-2	
1,1-Dichloroethene	ND	ug/kg	5.2	2.2	1	01/31/22 16:24	02/01/22 22:04	75-35-4	
cis-1,2-Dichloroethene	ND	ug/kg	5.2	1.8	1	01/31/22 16:24	02/01/22 22:04	156-59-2	
trans-1,2-Dichloroethene	ND	ug/kg	5.2	1.8	1	01/31/22 16:24	02/01/22 22:04	156-60-5	
1,2-Dichloropropane	ND	ug/kg	5.2	1.6	1	01/31/22 16:24	02/01/22 22:04	78-87-5	
1,3-Dichloropropane	ND	ug/kg	5.2	1.6	1	01/31/22 16:24	02/01/22 22:04	142-28-9	
2,2-Dichloropropane	ND	ug/kg	5.2	1.7	1	01/31/22 16:24	02/01/22 22:04	594-20-7	

REPORT OF LABORATORY ANALYSIS

This report shall not be reproduced, except in full,
without the written consent of Pace Analytical Services, LLC.

Pace Analytical Services, LLC
9800 Kincey Ave. Suite 100
Huntersville, NC 28078
(704)875-9092

ANALYTICAL RESULTS

Project: 2020-LI-2448
Pace Project No.: 92585143

Sample: RW-111 (46-47) **Lab ID: 92585143004** Collected: 01/28/22 10:20 Received: 01/28/22 15:56 Matrix: Solid

Results reported on a "dry weight" basis and are adjusted for percent moisture, sample size and any dilutions.

Parameters	Results	Units	Report Limit	MDL	DF	Prepared	Analyzed	CAS No.	Qual
8260D/5035A/5030B Volatiles	Analytical Method: EPA 8260D Preparation Method: EPA 5035A/5030B Pace Analytical Services - Charlotte								
1,1-Dichloropropene	ND	ug/kg	5.2	2.5	1	01/31/22 16:24	02/01/22 22:04	563-58-6	
cis-1,3-Dichloropropene	ND	ug/kg	5.2	1.4	1	01/31/22 16:24	02/01/22 22:04	10061-01-5	
trans-1,3-Dichloropropene	ND	ug/kg	5.2	1.8	1	01/31/22 16:24	02/01/22 22:04	10061-02-6	
Diisopropyl ether	**76.2**	ug/kg	5.2	1.4	1	01/31/22 16:24	02/01/22 22:04	108-20-3	v3
Ethylbenzene	**495**	ug/kg	5.2	2.4	1	01/31/22 16:24	02/01/22 22:04	100-41-4	
Hexachloro-1,3-butadiene	ND	ug/kg	10.4	8.5	1	01/31/22 16:24	02/01/22 22:04	87-68-3	
2-Hexanone	ND	ug/kg	52.2	5.0	1	01/31/22 16:24	02/01/22 22:04	591-78-6	
Isopropylbenzene (Cumene)	**36.6**	ug/kg	5.2	1.8	1	01/31/22 16:24	02/01/22 22:04	98-82-8	
p-Isopropyltoluene	**31.0**	ug/kg	5.2	2.6	1	01/31/22 16:24	02/01/22 22:04	99-87-6	
Methylene Chloride	ND	ug/kg	20.9	14.3	1	01/31/22 16:24	02/01/22 22:04	75-09-2	
4-Methyl-2-pentanone (MIBK)	ND	ug/kg	52.2	5.0	1	01/31/22 16:24	02/01/22 22:04	108-10-1	
Methyl-tert-butyl ether	ND	ug/kg	5.2	2.0	1	01/31/22 16:24	02/01/22 22:04	1634-04-4	
Naphthalene	**50.4**	ug/kg	5.2	2.7	1	01/31/22 16:24	02/01/22 22:04	91-20-3	
n-Propylbenzene	**144**	ug/kg	5.2	1.9	1	01/31/22 16:24	02/01/22 22:04	103-65-1	
Styrene	ND	ug/kg	5.2	1.4	1	01/31/22 16:24	02/01/22 22:04	100-42-5	
1,1,1,2-Tetrachloroethane	ND	ug/kg	5.2	2.0	1	01/31/22 16:24	02/01/22 22:04	630-20-6	
1,1,2,2-Tetrachloroethane	ND	ug/kg	5.2	1.4	1	01/31/22 16:24	02/01/22 22:04	79-34-5	
Tetrachloroethene	ND	ug/kg	5.2	1.6	1	01/31/22 16:24	02/01/22 22:04	127-18-4	
Toluene	**2370**	ug/kg	5.2	1.5	1	01/31/22 16:24	02/01/22 22:04	108-88-3	
1,2,3-Trichlorobenzene	ND	ug/kg	5.2	4.2	1	01/31/22 16:24	02/01/22 22:04	87-61-6	
1,2,4-Trichlorobenzene	ND	ug/kg	5.2	4.4	1	01/31/22 16:24	02/01/22 22:04	120-82-1	
1,1,1-Trichloroethane	ND	ug/kg	5.2	2.7	1	01/31/22 16:24	02/01/22 22:04	71-55-6	
1,1,2-Trichloroethane	ND	ug/kg	5.2	1.7	1	01/31/22 16:24	02/01/22 22:04	79-00-5	
Trichloroethene	ND	ug/kg	5.2	1.3	1	01/31/22 16:24	02/01/22 22:04	79-01-6	
Trichlorofluoromethane	ND	ug/kg	5.2	2.9	1	01/31/22 16:24	02/01/22 22:04	75-69-4	
1,2,3-Trichloropropane	ND	ug/kg	5.2	2.6	1	01/31/22 16:24	02/01/22 22:04	96-18-4	
1,2,4-Trimethylbenzene	**725**	ug/kg	5.2	1.4	1	01/31/22 16:24	02/01/22 22:04	95-63-6	
1,3,5-Trimethylbenzene	**220**	ug/kg	5.2	1.8	1	01/31/22 16:24	02/01/22 22:04	108-67-8	
Vinyl acetate	ND	ug/kg	52.2	3.8	1	01/31/22 16:24	02/01/22 22:04	108-05-4	
Vinyl chloride	ND	ug/kg	10.4	2.7	1	01/31/22 16:24	02/01/22 22:04	75-01-4	
Xylene (Total)	**2330**	ug/kg	10.4	3.0	1	01/31/22 16:24	02/01/22 22:04	1330-20-7	
m&p-Xylene	**1700**	ug/kg	10.4	3.6	1	01/31/22 16:24	02/01/22 22:04	179601-23-1	
o-Xylene	**630**	ug/kg	5.2	2.3	1	01/31/22 16:24	02/01/22 22:04	95-47-6	
Surrogates									
Toluene-d8 (S)	97	%	70-130		1	01/31/22 16:24	02/01/22 22:04	2037-26-5	
4-Bromofluorobenzene (S)	96	%	69-134		1	01/31/22 16:24	02/01/22 22:04	460-00-4	
1,2-Dichloroethane-d4 (S)	105	%	70-130		1	01/31/22 16:24	02/01/22 22:04	17060-07-0	
Percent Moisture	Analytical Method: SW-846 Pace Analytical Services - Charlotte								
Percent Moisture	**8.4**	%	0.10	0.10	1		01/31/22 17:30		N2

REPORT OF LABORATORY ANALYSIS

This report shall not be reproduced, except in full,
without the written consent of Pace Analytical Services, LLC.

Pace Analytical Services, LLC
9800 Kincey Ave. Suite 100
Huntersville, NC 28078
(704)875-9092

QUALITY CONTROL DATA

Project: 2020-LI-2448
Pace Project No.: 92585143

QC Batch: 674756
QC Batch Method: MADEP VPH
Analysis Method: MADEP VPH
Analysis Description: VPH NC Soil
Laboratory: Pace Analytical Services - Charlotte
Associated Lab Samples: 92585143002, 92585143003, 92585143004

METHOD BLANK: 3531866 Matrix: Solid
Associated Lab Samples: 92585143002, 92585143003, 92585143004

Parameter	Units	Blank Result	Reporting Limit	MDL	Analyzed	Qualifiers
Aliphatic (C05-C08)	mg/kg	ND	2.5	2.5	01/28/22 15:13	N2
Aromatic (C09-C10)	mg/kg	ND	2.5	2.5	01/28/22 15:13	N2
4-Bromofluorobenzene (FID) (S)	%	102	70-130		01/28/22 15:13	
4-Bromofluorobenzene (PID) (S)	%	97	70-130		01/28/22 15:13	

LABORATORY CONTROL SAMPLE & LCSD: 3531867 3531868

Parameter	Units	Spike Conc.	LCS Result	LCSD Result	LCS % Rec	LCSD % Rec	% Rec Limits	RPD	Max RPD	Qualifiers
Aliphatic (C05-C08)	mg/kg	14.9	17.2	14.7	116	99	70-130	16	25	N2
Aromatic (C09-C10)	mg/kg	5	5.5	5.5	111	110	70-130	0	25	N2
4-Bromofluorobenzene (FID) (S)	%				102	101	70-130			
4-Bromofluorobenzene (PID) (S)	%				96	94	70-130			

Results presented on this page are in the units indicated by the "Units" column except where an alternate unit is presented to the right of the result.

REPORT OF LABORATORY ANALYSIS

This report shall not be reproduced, except in full,
without the written consent of Pace Analytical Services, LLC.

Pace Analytical Services, LLC
9800 Kincey Ave. Suite 100
Huntersville, NC 28078
(704)875-9092

QUALITY CONTROL DATA

Project: 2020-LI-2448
Pace Project No.: 92585143

QC Batch: 675518
QC Batch Method: MADEP VPH
Analysis Method: MADEP VPH
Analysis Description: VPH NC Soil
Laboratory: Pace Analytical Services - Charlotte

Associated Lab Samples: 92585143001

METHOD BLANK: 3535327 Matrix: Solid
Associated Lab Samples: 92585143001

Parameter	Units	Blank Result	Reporting Limit	MDL	Analyzed	Qualifiers
Aliphatic (C05-C08)	mg/kg	ND	2.5	2.5	02/01/22 21:44	N2
Aromatic (C09-C10)	mg/kg	ND	2.5	2.5	02/01/22 21:44	N2
4-Bromofluorobenzene (FID) (S)	%	98	70-130		02/01/22 21:44	
4-Bromofluorobenzene (PID) (S)	%	99	70-130		02/01/22 21:44	

LABORATORY CONTROL SAMPLE & LCSD: 3535328 3535329

Parameter	Units	Spike Conc.	LCS Result	LCSD Result	LCS % Rec	LCSD % Rec	% Rec Limits	RPD	Max RPD	Qualifiers
Aliphatic (C05-C08)	mg/kg	14.9	17.5	19.3	117	129	70-130	10	25	N2
Aromatic (C09-C10)	mg/kg	5	4.5	5.0	91	101	70-130	10	25	N2
4-Bromofluorobenzene (FID) (S)	%				91	100	70-130			
4-Bromofluorobenzene (PID) (S)	%				92	101	70-130			

Results presented on this page are in the units indicated by the "Units" column except where an alternate unit is presented to the right of the result.

REPORT OF LABORATORY ANALYSIS

This report shall not be reproduced, except in full,
without the written consent of Pace Analytical Services, LLC.

Pace Analytical Services, LLC
9800 Kincey Ave. Suite 100
Huntersville, NC 28078
(704)875-9092

QUALITY CONTROL DATA

Project: 2020-LI-2448
Pace Project No.: 92585143

QC Batch: 675032 | Analysis Method: EPA 8260D
QC Batch Method: EPA 5035A/5030B | Analysis Description: 8260D 5035A 5030B
Laboratory: Pace Analytical Services - Charlotte
Associated Lab Samples: 92585143001, 92585143002, 92585143003

METHOD BLANK: 3533323 Matrix: Solid
Associated Lab Samples: 92585143001, 92585143002, 92585143003

Parameter	Units	Blank Result	Reporting Limit	MDL	Analyzed	Qualifiers
1,1,1,2-Tetrachloroethane	ug/kg	ND	5.0	1.9	02/02/22 12:57	
1,1,1-Trichloroethane	ug/kg	ND	5.0	2.6	02/02/22 12:57	
1,1,2,2-Tetrachloroethane	ug/kg	ND	5.0	1.3	02/02/22 12:57	
1,1,2-Trichloroethane	ug/kg	ND	5.0	1.7	02/02/22 12:57	
1,1-Dichloroethane	ug/kg	ND	5.0	2.1	02/02/22 12:57	
1,1-Dichloroethene	ug/kg	ND	5.0	2.1	02/02/22 12:57	
1,1-Dichloropropene	ug/kg	ND	5.0	2.4	02/02/22 12:57	
1,2,3-Trichlorobenzene	ug/kg	ND	5.0	4.0	02/02/22 12:57	
1,2,3-Trichloropropane	ug/kg	ND	5.0	2.5	02/02/22 12:57	
1,2,4-Trichlorobenzene	ug/kg	ND	5.0	4.2	02/02/22 12:57	
1,2,4-Trimethylbenzene	ug/kg	ND	5.0	1.4	02/02/22 12:57	
1,2-Dibromo-3-chloropropane	ug/kg	ND	5.0	1.9	02/02/22 12:57	
1,2-Dibromoethane (EDB)	ug/kg	ND	5.0	2.2	02/02/22 12:57	
1,2-Dichlorobenzene	ug/kg	ND	5.0	1.8	02/02/22 12:57	
1,2-Dichloroethane	ug/kg	ND	5.0	3.3	02/02/22 12:57	
1,2-Dichloropropane	ug/kg	ND	5.0	1.5	02/02/22 12:57	
1,3,5-Trimethylbenzene	ug/kg	ND	5.0	1.7	02/02/22 12:57	
1,3-Dichlorobenzene	ug/kg	ND	5.0	1.6	02/02/22 12:57	
1,3-Dichloropropane	ug/kg	ND	5.0	1.6	02/02/22 12:57	
1,4-Dichlorobenzene	ug/kg	ND	5.0	1.3	02/02/22 12:57	
2,2-Dichloropropane	ug/kg	ND	5.0	1.6	02/02/22 12:57	
2-Butanone (MEK)	ug/kg	ND	100	24.0	02/02/22 12:57	
2-Chlorotoluene	ug/kg	ND	5.0	1.8	02/02/22 12:57	
2-Hexanone	ug/kg	ND	50.0	4.8	02/02/22 12:57	
4-Chlorotoluene	ug/kg	ND	5.0	0.88	02/02/22 12:57	
4-Methyl-2-pentanone (MIBK)	ug/kg	ND	50.0	4.8	02/02/22 12:57	
Acetone	ug/kg	ND	100	32.1	02/02/22 12:57	
Benzene	ug/kg	ND	5.0	2.0	02/02/22 12:57	
Bromobenzene	ug/kg	ND	5.0	1.6	02/02/22 12:57	
Bromochloromethane	ug/kg	ND	5.0	1.5	02/02/22 12:57	
Bromodichloromethane	ug/kg	ND	5.0	1.9	02/02/22 12:57	
Bromoform	ug/kg	ND	5.0	1.8	02/02/22 12:57	
Bromomethane	ug/kg	ND	10.0	7.9	02/02/22 12:57	
Carbon tetrachloride	ug/kg	ND	5.0	1.9	02/02/22 12:57	
Chlorobenzene	ug/kg	ND	5.0	0.96	02/02/22 12:57	
Chloroethane	ug/kg	ND	10.0	3.9	02/02/22 12:57	
Chloroform	ug/kg	ND	5.0	3.0	02/02/22 12:57	
Chloromethane	ug/kg	ND	10.0	4.2	02/02/22 12:57	
cis-1,2-Dichloroethene	ug/kg	ND	5.0	1.7	02/02/22 12:57	
cis-1,3-Dichloropropene	ug/kg	ND	5.0	1.4	02/02/22 12:57	

Results presented on this page are in the units indicated by the "Units" column except where an alternate unit is presented to the right of the result.

REPORT OF LABORATORY ANALYSIS

This report shall not be reproduced, except in full,
without the written consent of Pace Analytical Services, LLC.

Pace Analytical Services, LLC
9800 Kincey Ave. Suite 100
Huntersville, NC 28078
(704)875-9092

QUALITY CONTROL DATA

Project: 2020-LI-2448
Pace Project No.: 92585143

METHOD BLANK: 3533323 Matrix: Solid
Associated Lab Samples: 92585143001, 92585143002, 92585143003

Parameter	Units	Blank Result	Reporting Limit	MDL	Analyzed	Qualifiers
Dibromochloromethane	ug/kg	ND	5.0	2.8	02/02/22 12:57	
Dibromomethane	ug/kg	ND	5.0	1.1	02/02/22 12:57	
Dichlorodifluoromethane	ug/kg	ND	10.0	2.2	02/02/22 12:57	
Diisopropyl ether	ug/kg	ND	5.0	1.4	02/02/22 12:57	
Ethylbenzene	ug/kg	ND	5.0	2.3	02/02/22 12:57	
Hexachloro-1,3-butadiene	ug/kg	ND	10.0	8.2	02/02/22 12:57	
Isopropylbenzene (Cumene)	ug/kg	ND	5.0	1.7	02/02/22 12:57	
m&p-Xylene	ug/kg	ND	10.0	3.4	02/02/22 12:57	
Methyl-tert-butyl ether	ug/kg	ND	5.0	1.9	02/02/22 12:57	
Methylene Chloride	ug/kg	ND	20.0	13.7	02/02/22 12:57	
n-Butylbenzene	ug/kg	ND	5.0	2.4	02/02/22 12:57	
n-Propylbenzene	ug/kg	ND	5.0	1.8	02/02/22 12:57	
Naphthalene	ug/kg	ND	5.0	2.6	02/02/22 12:57	
o-Xylene	ug/kg	ND	5.0	2.2	02/02/22 12:57	
p-Isopropyltoluene	ug/kg	ND	5.0	2.5	02/02/22 12:57	
sec-Butylbenzene	ug/kg	ND	5.0	2.2	02/02/22 12:57	
Styrene	ug/kg	ND	5.0	1.3	02/02/22 12:57	
tert-Butylbenzene	ug/kg	ND	5.0	1.8	02/02/22 12:57	
Tetrachloroethene	ug/kg	ND	5.0	1.6	02/02/22 12:57	
Toluene	ug/kg	ND	5.0	1.4	02/02/22 12:57	
trans-1,2-Dichloroethene	ug/kg	ND	5.0	1.8	02/02/22 12:57	
trans-1,3-Dichloropropene	ug/kg	ND	5.0	1.7	02/02/22 12:57	
Trichloroethene	ug/kg	ND	5.0	1.3	02/02/22 12:57	
Trichlorofluoromethane	ug/kg	ND	5.0	2.8	02/02/22 12:57	
Vinyl acetate	ug/kg	ND	50.0	3.6	02/02/22 12:57	
Vinyl chloride	ug/kg	ND	10.0	2.5	02/02/22 12:57	
Xylene (Total)	ug/kg	ND	10.0	2.8	02/02/22 12:57	
1,2-Dichloroethane-d4 (S)	%	104	70-130		02/02/22 12:57	
4-Bromofluorobenzene (S)	%	100	69-134		02/02/22 12:57	
Toluene-d8 (S)	%	99	70-130		02/02/22 12:57	

LABORATORY CONTROL SAMPLE: 3533324

Parameter	Units	Spike Conc.	LCS Result	LCS % Rec	% Rec Limits	Qualifiers
1,1,1,2-Tetrachloroethane	ug/kg	1250	1380	111	70-130	
1,1,1-Trichloroethane	ug/kg	1250	1240	99	70-130	
1,1,2,2-Tetrachloroethane	ug/kg	1250	1420	114	70-130	
1,1,2-Trichloroethane	ug/kg	1250	1280	102	70-130	
1,1-Dichloroethane	ug/kg	1250	1410	113	70-130	
1,1-Dichloroethene	ug/kg	1250	1260	101	70-130	
1,1-Dichloropropene	ug/kg	1250	1350	108	70-130	
1,2,3-Trichlorobenzene	ug/kg	1250	1470	117	65-130	
1,2,3-Trichloropropane	ug/kg	1250	1300	104	70-130	
1,2,4-Trichlorobenzene	ug/kg	1250	1470	118	68-130	

Results presented on this page are in the units indicated by the "Units" column except where an alternate unit is presented to the right of the result.

REPORT OF LABORATORY ANALYSIS

This report shall not be reproduced, except in full,
without the written consent of Pace Analytical Services, LLC.

Pace Analytical Services, LLC
9800 Kincey Ave. Suite 100
Huntersville, NC 28078
(704)875-9092

QUALITY CONTROL DATA

Project: 2020-LI-2448
Pace Project No.: 92585143

LABORATORY CONTROL SAMPLE: 3533324

Parameter	Units	Spike Conc.	LCS Result	LCS % Rec	% Rec Limits	Qualifiers
1,2,4-Trimethylbenzene	ug/kg	1250	1330	107	70-130	
1,2-Dibromo-3-chloropropane	ug/kg	1250	1310	105	70-130	
1,2-Dibromoethane (EDB)	ug/kg	1250	1360	109	70-130	
1,2-Dichlorobenzene	ug/kg	1250	1470	118	70-130	
1,2-Dichloroethane	ug/kg	1250	1350	108	63-130	
1,2-Dichloropropane	ug/kg	1250	1290	103	70-130	
1,3,5-Trimethylbenzene	ug/kg	1250	1480	118	70-130	
1,3-Dichlorobenzene	ug/kg	1250	1420	113	70-130	
1,3-Dichloropropane	ug/kg	1250	1310	105	70-130	
1,4-Dichlorobenzene	ug/kg	1250	1510	121	70-130	
2,2-Dichloropropane	ug/kg	1250	1370	110	66-130	
2-Butanone (MEK)	ug/kg	2500	2510	100	70-130	
2-Chlorotoluene	ug/kg	1250	1490	120	70-130	
2-Hexanone	ug/kg	2500	2750	110	70-130	
4-Chlorotoluene	ug/kg	1250	1450	116	70-130	
4-Methyl-2-pentanone (MIBK)	ug/kg	2500	2730	109	70-130	
Acetone	ug/kg	2500	2380	95	69-130	
Benzene	ug/kg	1250	1290	104	70-130	
Bromobenzene	ug/kg	1250	1360	109	70-130	
Bromochloromethane	ug/kg	1250	1280	102	70-130	
Bromodichloromethane	ug/kg	1250	1450	116	69-130	
Bromoform	ug/kg	1250	1430	114	70-130	
Bromomethane	ug/kg	1250	1570	125	52-130	
Carbon tetrachloride	ug/kg	1250	1340	107	70-130	
Chlorobenzene	ug/kg	1250	1350	108	70-130	
Chloroethane	ug/kg	1250	1570	125	65-130	
Chloroform	ug/kg	1250	1420	114	70-130	
Chloromethane	ug/kg	1250	1260	101	55-130	
cis-1,2-Dichloroethene	ug/kg	1250	1250	100	70-130	
cis-1,3-Dichloropropene	ug/kg	1250	1330	106	70-130	
Dibromochloromethane	ug/kg	1250	1410	113	70-130	
Dibromomethane	ug/kg	1250	1410	113	70-130	
Dichlorodifluoromethane	ug/kg	1250	1340	107	45-156	
Diisopropyl ether	ug/kg	1250	1210	97	70-130	
Ethylbenzene	ug/kg	1250	1510	121	70-130	
Hexachloro-1,3-butadiene	ug/kg	1250	1430	115	66-130	
Isopropylbenzene (Cumene)	ug/kg	1250	1430	114	70-130	
m&p-Xylene	ug/kg	2500	2690	108	70-130	
Methyl-tert-butyl ether	ug/kg	1250	1370	110	70-130	
Methylene Chloride	ug/kg	1250	1400	112	65-130	
n-Butylbenzene	ug/kg	1250	1440	116	67-130	
n-Propylbenzene	ug/kg	1250	1300	104	70-130	
Naphthalene	ug/kg	1250	1380	110	70-130	
o-Xylene	ug/kg	1250	1370	110	70-130	
p-Isopropyltoluene	ug/kg	1250	1450	116	67-130	
sec-Butylbenzene	ug/kg	1250	1320	106	69-130	
Styrene	ug/kg	1250	1430	114	70-130	

Results presented on this page are in the units indicated by the "Units" column except where an alternate unit is presented to the right of the result.

REPORT OF LABORATORY ANALYSIS

This report shall not be reproduced, except in full,
without the written consent of Pace Analytical Services, LLC.

Pace Analytical Services, LLC
9800 Kincey Ave. Suite 100
Huntersville, NC 28078
(704)875-9092

QUALITY CONTROL DATA

Project: 2020-LI-2448
Pace Project No.: 92585143

LABORATORY CONTROL SAMPLE: 3533324

Parameter	Units	Spike Conc.	LCS Result	LCS % Rec	% Rec Limits	Qualifiers
tert-Butylbenzene	ug/kg	1250	1440	115	67-130	
Tetrachloroethene	ug/kg	1250	1390	112	70-130	
Toluene	ug/kg	1250	1460	117	70-130	
trans-1,2-Dichloroethene	ug/kg	1250	1240	99	70-130	
trans-1,3-Dichloropropene	ug/kg	1250	1290	103	68-130	
Trichloroethene	ug/kg	1250	1280	102	70-130	
Trichlorofluoromethane	ug/kg	1250	1220	98	70-130	
Vinyl acetate	ug/kg	2500	3020	121	70-130	
Vinyl chloride	ug/kg	1250	1330	107	61-130	
Xylene (Total)	ug/kg	3750	4070	108	70-130	
1,2-Dichloroethane-d4 (S)	%			88	70-130	
4-Bromofluorobenzene (S)	%			101	69-134	
Toluene-d8 (S)	%			100	70-130	

MATRIX SPIKE SAMPLE: 3533325

Parameter	Units	92585118001 Result	Spike Conc.	MS Result	MS % Rec	% Rec Limits	Qualifiers
1,1,1,2-Tetrachloroethane	ug/kg	ND	1090	1340	123	70-131	
1,1,1-Trichloroethane	ug/kg	ND	1090	1340	123	65-133	
1,1,2,2-Tetrachloroethane	ug/kg	ND	1090	1420	131	66-130	M1
1,1,2-Trichloroethane	ug/kg	ND	1090	1260	116	66-133	
1,1-Dichloroethane	ug/kg	ND	1090	1390	128	65-130	
1,1-Dichloroethene	ug/kg	ND	1090	1380	127	10-158	
1,1-Dichloropropene	ug/kg	ND	1090	1470	135	68-133	M1
1,2,3-Trichlorobenzene	ug/kg	ND	1090	1180	109	27-138	
1,2,3-Trichloropropane	ug/kg	ND	1090	1250	116	67-130	
1,2,4-Trichlorobenzene	ug/kg	ND	1090	1280	118	51-134	
1,2,4-Trimethylbenzene	ug/kg	7.5J	1090	1400	128	63-136	
1,2-Dibromo-3-chloropropane	ug/kg	ND	1090	1340	124	32-130	
1,2-Dibromoethane (EDB)	ug/kg	ND	1090	1340	123	70-130	
1,2-Dichlorobenzene	ug/kg	ND	1090	1440	133	69-130	M1
1,2-Dichloroethane	ug/kg	ND	1090	1280	118	59-130	
1,2-Dichloropropane	ug/kg	ND	1090	1300	120	70-130	
1,3,5-Trimethylbenzene	ug/kg	ND	1090	1500	139	65-137	M1
1,3-Dichlorobenzene	ug/kg	ND	1090	1350	124	70-130	
1,3-Dichloropropane	ug/kg	ND	1090	1280	118	70-130	
1,4-Dichlorobenzene	ug/kg	ND	1090	1450	134	68-130	M1
2,2-Dichloropropane	ug/kg	ND	1090	945	87	32-130	
2-Butanone (MEK)	ug/kg	ND	2180	2710	125	10-136	
2-Chlorotoluene	ug/kg	ND	1090	1500	138	69-141	
2-Hexanone	ug/kg	ND	2180	2700	125	10-144	
4-Chlorotoluene	ug/kg	ND	1090	1390	128	70-132	
4-Methyl-2-pentanone (MIBK)	ug/kg	ND	2180	2830	131	25-143	
Acetone	ug/kg	ND	2180	2330	106	10-130	
Benzene	ug/kg	ND	1090	1380	127	67-130	

Results presented on this page are in the units indicated by the "Units" column except where an alternate unit is presented to the right of the result.

REPORT OF LABORATORY ANALYSIS

This report shall not be reproduced, except in full,
without the written consent of Pace Analytical Services, LLC.

Pace Analytical Services, LLC
9800 Kincey Ave. Suite 100
Huntersville, NC 28078
(704)875-9092

QUALITY CONTROL DATA

Project: 2020-LI-2448
Pace Project No.: 92585143

MATRIX SPIKE SAMPLE: 3533325

Parameter	Units	92585118001 Result	Spike Conc.	MS Result	MS % Rec	% Rec Limits	Qualifiers
Bromobenzene	ug/kg	ND	1090	1350	124	70-130	
Bromochloromethane	ug/kg	ND	1090	1240	114	69-134	
Bromodichloromethane	ug/kg	ND	1090	1340	124	64-130	
Bromoform	ug/kg	ND	1090	1210	111	62-130	
Bromomethane	ug/kg	ND	1090	604	56	20-176	
Carbon tetrachloride	ug/kg	ND	1090	1480	136	65-140	
Chlorobenzene	ug/kg	ND	1090	1340	124	70-130	
Chloroethane	ug/kg	ND	1090	552	51	10-130	
Chloroform	ug/kg	ND	1090	1420	131	63-130	M1
Chloromethane	ug/kg	ND	1090	1270	117	58-130	
cis-1,2-Dichloroethene	ug/kg	ND	1090	1240	114	66-130	
cis-1,3-Dichloropropene	ug/kg	ND	1090	1150	106	67-130	
Dibromochloromethane	ug/kg	ND	1090	1270	117	67-130	
Dibromomethane	ug/kg	ND	1090	1330	123	63-131	
Dichlorodifluoromethane	ug/kg	ND	1090	1290	119	44-180	
Diisopropyl ether	ug/kg	ND	1090	1200	111	63-130	
Ethylbenzene	ug/kg	ND	1090	1510	139	66-130	M1
Hexachloro-1,3-butadiene	ug/kg	25.2	1090	1380	125	64-150	
Isopropylbenzene (Cumene)	ug/kg	ND	1090	1430	132	69-135	
m&p-Xylene	ug/kg	11.5J	2180	2660	122	60-133	
Methyl-tert-butyl ether	ug/kg	ND	1090	1390	128	65-130	
Methylene Chloride	ug/kg	ND	1090	1390	128	61-130	
n-Butylbenzene	ug/kg	ND	1090	1340	124	65-140	
n-Propylbenzene	ug/kg	ND	1090	1320	121	67-140	
Naphthalene	ug/kg	50.7	1090	1240	110	15-145	
o-Xylene	ug/kg	5.5J	1090	1340	123	66-133	
p-Isopropyltoluene	ug/kg	ND	1090	1440	132	56-147	
sec-Butylbenzene	ug/kg	ND	1090	1390	128	65-139	
Styrene	ug/kg	ND	1090	1330	123	70-132	
tert-Butylbenzene	ug/kg	ND	1090	1610	148	62-135	M1
Tetrachloroethene	ug/kg	ND	1090	1360	125	70-135	
Toluene	ug/kg	ND	1090	1520	140	67-130	M1
trans-1,2-Dichloroethene	ug/kg	ND	1090	1240	114	69-130	
trans-1,3-Dichloropropene	ug/kg	ND	1090	1110	102	62-130	
Trichloroethene	ug/kg	ND	1090	1350	124	70-135	
Trichlorofluoromethane	ug/kg	ND	1090	552	51	10-130	
Vinyl acetate	ug/kg	ND	2180	2240	103	53-130	
Vinyl chloride	ug/kg	ND	1090	1300	119	61-148	
Xylene (Total)	ug/kg	17.0J	3260	4000	122	63-132	
1,2-Dichloroethane-d4 (S)	%				92	70-130	
4-Bromofluorobenzene (S)	%				96	69-134	
Toluene-d8 (S)	%				97	70-130	

Results presented on this page are in the units indicated by the "Units" column except where an alternate unit is presented to the right of the result.

REPORT OF LABORATORY ANALYSIS

This report shall not be reproduced, except in full,
without the written consent of Pace Analytical Services, LLC.

Pace Analytical Services, LLC
9800 Kincey Ave. Suite 100
Huntersville, NC 28078
(704)875-9092

QUALITY CONTROL DATA

Project: 2020-LI-2448
Pace Project No.: 92585143

SAMPLE DUPLICATE: 3533326

Parameter	Units	92585118002 Result	Dup Result	RPD	Max RPD	Qualifiers
1,1,1,2-Tetrachloroethane	ug/kg	ND	ND		30	
1,1,1-Trichloroethane	ug/kg	ND	ND		30	
1,1,2,2-Tetrachloroethane	ug/kg	ND	ND		30	
1,1,2-Trichloroethane	ug/kg	ND	ND		30	
1,1-Dichloroethane	ug/kg	ND	ND		30	
1,1-Dichloroethene	ug/kg	ND	ND		30	
1,1-Dichloropropene	ug/kg	ND	ND		30	
1,2,3-Trichlorobenzene	ug/kg	ND	ND		30	
1,2,3-Trichloropropane	ug/kg	ND	ND		30	
1,2,4-Trichlorobenzene	ug/kg	ND	ND		30	
1,2,4-Trimethylbenzene	ug/kg	15.5	17.7	14	30	
1,2-Dibromo-3-chloropropane	ug/kg	ND	ND		30	
1,2-Dibromoethane (EDB)	ug/kg	ND	ND		30	
1,2-Dichlorobenzene	ug/kg	ND	ND		30	
1,2-Dichloroethane	ug/kg	ND	ND		30	
1,2-Dichloropropane	ug/kg	ND	ND		30	
1,3,5-Trimethylbenzene	ug/kg	ND	ND		30	
1,3-Dichlorobenzene	ug/kg	ND	ND		30	
1,3-Dichloropropane	ug/kg	ND	ND		30	
1,4-Dichlorobenzene	ug/kg	ND	ND		30	
2,2-Dichloropropane	ug/kg	ND	ND		30	
2-Butanone (MEK)	ug/kg	ND	ND		30	
2-Chlorotoluene	ug/kg	ND	ND		30	
2-Hexanone	ug/kg	ND	ND		30	
4-Chlorotoluene	ug/kg	ND	ND		30	
4-Methyl-2-pentanone (MIBK)	ug/kg	ND	ND		30	
Acetone	ug/kg	ND	63.3J		30	
Benzene	ug/kg	ND	ND		30	
Bromobenzene	ug/kg	ND	ND		30	
Bromochloromethane	ug/kg	ND	ND		30	
Bromodichloromethane	ug/kg	ND	ND		30	
Bromoform	ug/kg	ND	ND		30	
Bromomethane	ug/kg	ND	ND		30	
Carbon tetrachloride	ug/kg	ND	ND		30	
Chlorobenzene	ug/kg	ND	ND		30	
Chloroethane	ug/kg	ND	ND		30	
Chloroform	ug/kg	ND	ND		30	
Chloromethane	ug/kg	ND	ND		30	
cis-1,2-Dichloroethene	ug/kg	ND	ND		30	
cis-1,3-Dichloropropene	ug/kg	ND	ND		30	
Dibromochloromethane	ug/kg	ND	ND		30	
Dibromomethane	ug/kg	ND	ND		30	
Dichlorodifluoromethane	ug/kg	ND	ND		30	
Diisopropyl ether	ug/kg	ND	ND		30	
Ethylbenzene	ug/kg	ND	ND		30	
Hexachloro-1,3-butadiene	ug/kg	ND	ND		30	
Isopropylbenzene (Cumene)	ug/kg	ND	ND		30	

Results presented on this page are in the units indicated by the "Units" column except where an alternate unit is presented to the right of the result.

REPORT OF LABORATORY ANALYSIS

This report shall not be reproduced, except in full,
without the written consent of Pace Analytical Services, LLC.

Pace Analytical Services, LLC
9800 Kincey Ave. Suite 100
Huntersville, NC 28078
(704)875-9092

QUALITY CONTROL DATA

Project: 2020-LI-2448
Pace Project No.: 92585143

SAMPLE DUPLICATE: 3533326

Parameter	Units	92585118002 Result	Dup Result	RPD	Max RPD	Qualifiers
m&p-Xylene	ug/kg	34.4	34.9	1	30	
Methyl-tert-butyl ether	ug/kg	ND	ND		30	
Methylene Chloride	ug/kg	ND	ND		30	
n-Butylbenzene	ug/kg	ND	ND		30	
n-Propylbenzene	ug/kg	ND	ND		30	
Naphthalene	ug/kg	38.1	40.5	6	30	
o-Xylene	ug/kg	20.4	20.3	1	30	
p-Isopropyltoluene	ug/kg	13.4	16.4	20	30	
sec-Butylbenzene	ug/kg	ND	ND		30	
Styrene	ug/kg	ND	ND		30	
tert-Butylbenzene	ug/kg	ND	ND		30	
Tetrachloroethene	ug/kg	ND	ND		30	
Toluene	ug/kg	22.1	22.4	1	30	
trans-1,2-Dichloroethene	ug/kg	ND	ND		30	
trans-1,3-Dichloropropene	ug/kg	ND	ND		30	
Trichloroethene	ug/kg	ND	ND		30	
Trichlorofluoromethane	ug/kg	ND	ND		30	
Vinyl acetate	ug/kg	ND	ND		30	
Vinyl chloride	ug/kg	ND	ND		30	
Xylene (Total)	ug/kg	54.8	55.1	1	30	
1,2-Dichloroethane-d4 (S)	%	100	95			
4-Bromofluorobenzene (S)	%	100	98			
Toluene-d8 (S)	%	98	100			

Results presented on this page are in the units indicated by the "Units" column except where an alternate unit is presented to the right of the result.

REPORT OF LABORATORY ANALYSIS

This report shall not be reproduced, except in full,
without the written consent of Pace Analytical Services, LLC.

Pace Analytical Services, LLC
9800 Kincey Ave. Suite 100
Huntersville, NC 28078
(704)875-9092

QUALITY CONTROL DATA

Project: 2020-LI-2448
Pace Project No.: 92585143

QC Batch: 675034
QC Batch Method: EPA 5035A/5030B
Analysis Method: EPA 8260D
Analysis Description: 8260D 5035A 5030B
Laboratory: Pace Analytical Services - Charlotte

Associated Lab Samples: 92585143004

METHOD BLANK: 3533332 Matrix: Solid
Associated Lab Samples: 92585143004

Parameter	Units	Blank Result	Reporting Limit	MDL	Analyzed	Qualifiers
1,1,1,2-Tetrachloroethane	ug/kg	ND	5.0	1.9	02/01/22 21:45	
1,1,1-Trichloroethane	ug/kg	ND	5.0	2.6	02/01/22 21:45	
1,1,2,2-Tetrachloroethane	ug/kg	ND	5.0	1.3	02/01/22 21:45	
1,1,2-Trichloroethane	ug/kg	ND	5.0	1.7	02/01/22 21:45	
1,1-Dichloroethane	ug/kg	ND	5.0	2.1	02/01/22 21:45	
1,1-Dichloroethene	ug/kg	ND	5.0	2.1	02/01/22 21:45	
1,1-Dichloropropene	ug/kg	ND	5.0	2.4	02/01/22 21:45	
1,2,3-Trichlorobenzene	ug/kg	ND	5.0	4.0	02/01/22 21:45	
1,2,3-Trichloropropane	ug/kg	ND	5.0	2.5	02/01/22 21:45	
1,2,4-Trichlorobenzene	ug/kg	ND	5.0	4.2	02/01/22 21:45	
1,2,4-Trimethylbenzene	ug/kg	ND	5.0	1.4	02/01/22 21:45	
1,2-Dibromo-3-chloropropane	ug/kg	ND	5.0	1.9	02/01/22 21:45	
1,2-Dibromoethane (EDB)	ug/kg	ND	5.0	2.2	02/01/22 21:45	
1,2-Dichlorobenzene	ug/kg	ND	5.0	1.8	02/01/22 21:45	
1,2-Dichloroethane	ug/kg	ND	5.0	3.3	02/01/22 21:45	
1,2-Dichloropropane	ug/kg	ND	5.0	1.5	02/01/22 21:45	
1,3,5-Trimethylbenzene	ug/kg	ND	5.0	1.7	02/01/22 21:45	
1,3-Dichlorobenzene	ug/kg	ND	5.0	1.6	02/01/22 21:45	
1,3-Dichloropropane	ug/kg	ND	5.0	1.6	02/01/22 21:45	
1,4-Dichlorobenzene	ug/kg	ND	5.0	1.3	02/01/22 21:45	
2,2-Dichloropropane	ug/kg	ND	5.0	1.6	02/01/22 21:45	
2-Butanone (MEK)	ug/kg	ND	100	24.0	02/01/22 21:45	
2-Chlorotoluene	ug/kg	ND	5.0	1.8	02/01/22 21:45	
2-Hexanone	ug/kg	ND	50.0	4.8	02/01/22 21:45	
4-Chlorotoluene	ug/kg	ND	5.0	0.88	02/01/22 21:45	
4-Methyl-2-pentanone (MIBK)	ug/kg	ND	50.0	4.8	02/01/22 21:45	
Acetone	ug/kg	ND	100	32.1	02/01/22 21:45	v2
Benzene	ug/kg	ND	5.0	2.0	02/01/22 21:45	
Bromobenzene	ug/kg	ND	5.0	1.6	02/01/22 21:45	
Bromochloromethane	ug/kg	ND	5.0	1.5	02/01/22 21:45	
Bromodichloromethane	ug/kg	ND	5.0	1.9	02/01/22 21:45	
Bromoform	ug/kg	ND	5.0	1.8	02/01/22 21:45	
Bromomethane	ug/kg	ND	10.0	7.9	02/01/22 21:45	IK
Carbon tetrachloride	ug/kg	ND	5.0	1.9	02/01/22 21:45	
Chlorobenzene	ug/kg	ND	5.0	0.96	02/01/22 21:45	
Chloroethane	ug/kg	ND	10.0	3.9	02/01/22 21:45	
Chloroform	ug/kg	ND	5.0	3.0	02/01/22 21:45	
Chloromethane	ug/kg	ND	10.0	4.2	02/01/22 21:45	
cis-1,2-Dichloroethene	ug/kg	ND	5.0	1.7	02/01/22 21:45	
cis-1,3-Dichloropropene	ug/kg	ND	5.0	1.4	02/01/22 21:45	

Results presented on this page are in the units indicated by the "Units" column except where an alternate unit is presented to the right of the result.

REPORT OF LABORATORY ANALYSIS

This report shall not be reproduced, except in full,
without the written consent of Pace Analytical Services, LLC.

Pace Analytical Services, LLC
9800 Kincey Ave. Suite 100
Huntersville, NC 28078
(704)875-9092

QUALITY CONTROL DATA

Project: 2020-LI-2448
Pace Project No.: 92585143

METHOD BLANK: 3533332 Matrix: Solid
Associated Lab Samples: 92585143004

Parameter	Units	Blank Result	Reporting Limit	MDL	Analyzed	Qualifiers
Dibromochloromethane	ug/kg	ND	5.0	2.8	02/01/22 21:45	
Dibromomethane	ug/kg	ND	5.0	1.1	02/01/22 21:45	
Dichlorodifluoromethane	ug/kg	ND	10.0	2.2	02/01/22 21:45	
Diisopropyl ether	ug/kg	ND	5.0	1.4	02/01/22 21:45	v2
Ethylbenzene	ug/kg	ND	5.0	2.3	02/01/22 21:45	
Hexachloro-1,3-butadiene	ug/kg	ND	10.0	8.2	02/01/22 21:45	
Isopropylbenzene (Cumene)	ug/kg	ND	5.0	1.7	02/01/22 21:45	
m&p-Xylene	ug/kg	ND	10.0	3.4	02/01/22 21:45	
Methyl-tert-butyl ether	ug/kg	ND	5.0	1.9	02/01/22 21:45	
Methylene Chloride	ug/kg	ND	20.0	13.7	02/01/22 21:45	
n-Butylbenzene	ug/kg	ND	5.0	2.4	02/01/22 21:45	
n-Propylbenzene	ug/kg	ND	5.0	1.8	02/01/22 21:45	
Naphthalene	ug/kg	ND	5.0	2.6	02/01/22 21:45	
o-Xylene	ug/kg	ND	5.0	2.2	02/01/22 21:45	
p-Isopropyltoluene	ug/kg	ND	5.0	2.5	02/01/22 21:45	
sec-Butylbenzene	ug/kg	ND	5.0	2.2	02/01/22 21:45	
Styrene	ug/kg	ND	5.0	1.3	02/01/22 21:45	
tert-Butylbenzene	ug/kg	ND	5.0	1.8	02/01/22 21:45	
Tetrachloroethene	ug/kg	ND	5.0	1.6	02/01/22 21:45	
Toluene	ug/kg	ND	5.0	1.4	02/01/22 21:45	
trans-1,2-Dichloroethene	ug/kg	ND	5.0	1.8	02/01/22 21:45	
trans-1,3-Dichloropropene	ug/kg	ND	5.0	1.7	02/01/22 21:45	
Trichloroethene	ug/kg	ND	5.0	1.3	02/01/22 21:45	
Trichlorofluoromethane	ug/kg	ND	5.0	2.8	02/01/22 21:45	
Vinyl acetate	ug/kg	ND	50.0	3.6	02/01/22 21:45	
Vinyl chloride	ug/kg	ND	10.0	2.5	02/01/22 21:45	
Xylene (Total)	ug/kg	ND	10.0	2.8	02/01/22 21:45	
1,2-Dichloroethane-d4 (S)	%	105	70-130		02/01/22 21:45	
4-Bromofluorobenzene (S)	%	96	69-134		02/01/22 21:45	
Toluene-d8 (S)	%	96	70-130		02/01/22 21:45	

LABORATORY CONTROL SAMPLE: 3533333

Parameter	Units	Spike Conc.	LCS Result	LCS % Rec	% Rec Limits	Qualifiers
1,1,1,2-Tetrachloroethane	ug/kg	1250	1160	93	70-130	
1,1,1-Trichloroethane	ug/kg	1250	1110	89	70-130	
1,1,2,2-Tetrachloroethane	ug/kg	1250	1230	98	70-130	
1,1,2-Trichloroethane	ug/kg	1250	1230	99	70-130	
1,1-Dichloroethane	ug/kg	1250	1070	86	70-130	
1,1-Dichloroethene	ug/kg	1250	1090	87	70-130	
1,1-Dichloropropene	ug/kg	1250	1080	86	70-130	
1,2,3-Trichlorobenzene	ug/kg	1250	1150	92	65-130	
1,2,3-Trichloropropane	ug/kg	1250	1080	86	70-130	
1,2,4-Trichlorobenzene	ug/kg	1250	1240	99	68-130	

Results presented on this page are in the units indicated by the "Units" column except where an alternate unit is presented to the right of the result.

REPORT OF LABORATORY ANALYSIS

This report shall not be reproduced, except in full,
without the written consent of Pace Analytical Services, LLC.

Pace Analytical Services, LLC
9800 Kincey Ave. Suite 100
Huntersville, NC 28078
(704)875-9092

QUALITY CONTROL DATA

Project: 2020-LI-2448
Pace Project No.: 92585143

LABORATORY CONTROL SAMPLE: 3533333

Parameter	Units	Spike Conc.	LCS Result	LCS % Rec	% Rec Limits	Qualifiers
1,2,4-Trimethylbenzene	ug/kg	1250	1150	92	70-130	
1,2-Dibromo-3-chloropropane	ug/kg	1250	1110	89	70-130	
1,2-Dibromoethane (EDB)	ug/kg	1250	1130	90	70-130	
1,2-Dichlorobenzene	ug/kg	1250	1250	100	70-130	
1,2-Dichloroethane	ug/kg	1250	1100	88	63-130	
1,2-Dichloropropane	ug/kg	1250	1110	89	70-130	
1,3,5-Trimethylbenzene	ug/kg	1250	1120	90	70-130	
1,3-Dichlorobenzene	ug/kg	1250	1140	91	70-130	
1,3-Dichloropropane	ug/kg	1250	1120	90	70-130	
1,4-Dichlorobenzene	ug/kg	1250	1150	92	70-130	
2,2-Dichloropropane	ug/kg	1250	1110	89	66-130	
2-Butanone (MEK)	ug/kg	2500	2060	82	70-130	
2-Chlorotoluene	ug/kg	1250	1230	98	70-130	
2-Hexanone	ug/kg	2500	2210	88	70-130	
4-Chlorotoluene	ug/kg	1250	1200	96	70-130	
4-Methyl-2-pentanone (MIBK)	ug/kg	2500	2320	93	70-130	
Acetone	ug/kg	2500	1950	78	69-130	v3
Benzene	ug/kg	1250	1110	89	70-130	
Bromobenzene	ug/kg	1250	1220	98	70-130	
Bromochloromethane	ug/kg	1250	1130	90	70-130	
Bromodichloromethane	ug/kg	1250	1200	96	69-130	
Bromoform	ug/kg	1250	1180	94	70-130	
Bromomethane	ug/kg	1250	1330	106	52-130	IK
Carbon tetrachloride	ug/kg	1250	1110	89	70-130	
Chlorobenzene	ug/kg	1250	1140	91	70-130	
Chloroethane	ug/kg	1250	1290	103	65-130	
Chloroform	ug/kg	1250	1170	93	70-130	
Chloromethane	ug/kg	1250	1090	87	55-130	
cis-1,2-Dichloroethene	ug/kg	1250	1100	88	70-130	
cis-1,3-Dichloropropene	ug/kg	1250	1150	92	70-130	
Dibromochloromethane	ug/kg	1250	1080	86	70-130	
Dibromomethane	ug/kg	1250	1190	96	70-130	
Dichlorodifluoromethane	ug/kg	1250	1240	99	45-156	
Diisopropyl ether	ug/kg	1250	978	78	70-130	v3
Ethylbenzene	ug/kg	1250	1190	95	70-130	
Hexachloro-1,3-butadiene	ug/kg	1250	1160	93	66-130	
Isopropylbenzene (Cumene)	ug/kg	1250	1090	87	70-130	
m&p-Xylene	ug/kg	2500	2200	88	70-130	
Methyl-tert-butyl ether	ug/kg	1250	1080	86	70-130	
Methylene Chloride	ug/kg	1250	1150	92	65-130	
n-Butylbenzene	ug/kg	1250	1160	93	67-130	
n-Propylbenzene	ug/kg	1250	1150	92	70-130	
Naphthalene	ug/kg	1250	1050	84	70-130	
o-Xylene	ug/kg	1250	1110	89	70-130	
p-Isopropyltoluene	ug/kg	1250	1180	94	67-130	
sec-Butylbenzene	ug/kg	1250	1100	88	69-130	
Styrene	ug/kg	1250	1120	90	70-130	

Results presented on this page are in the units indicated by the "Units" column except where an alternate unit is presented to the right of the result.

REPORT OF LABORATORY ANALYSIS

This report shall not be reproduced, except in full,
without the written consent of Pace Analytical Services, LLC.

Pace Analytical Services, LLC
9800 Kincey Ave. Suite 100
Huntersville, NC 28078
(704)875-9092

QUALITY CONTROL DATA

Project: 2020-LI-2448
Pace Project No.: 92585143

LABORATORY CONTROL SAMPLE: 3533333

Parameter	Units	Spike Conc.	LCS Result	LCS % Rec	% Rec Limits	Qualifiers
tert-Butylbenzene	ug/kg	1250	1110	89	67-130	
Tetrachloroethene	ug/kg	1250	1180	95	70-130	
Toluene	ug/kg	1250	1090	87	70-130	
trans-1,2-Dichloroethene	ug/kg	1250	1090	88	70-130	
trans-1,3-Dichloropropene	ug/kg	1250	1150	92	68-130	
Trichloroethene	ug/kg	1250	1150	92	70-130	
Trichlorofluoromethane	ug/kg	1250	1110	89	70-130	
Vinyl acetate	ug/kg	2500	2650	106	70-130	
Vinyl chloride	ug/kg	1250	1210	96	61-130	
Xylene (Total)	ug/kg	3750	3310	88	70-130	
1,2-Dichloroethane-d4 (S)	%			91	70-130	
4-Bromofluorobenzene (S)	%			94	69-134	
Toluene-d8 (S)	%			99	70-130	

MATRIX SPIKE SAMPLE: 3533334

Parameter	Units	92585143004 Result	Spike Conc.	MS Result	MS % Rec	% Rec Limits	Qualifiers
1,1,1,2-Tetrachloroethane	ug/kg	ND	522	455	87	70-131	
1,1,1-Trichloroethane	ug/kg	ND	522	461	88	65-133	
1,1,2,2-Tetrachloroethane	ug/kg	ND	522	476	91	66-130	
1,1,2-Trichloroethane	ug/kg	ND	522	500	96	66-133	
1,1-Dichloroethane	ug/kg	ND	522	446	85	65-130	
1,1-Dichloroethene	ug/kg	ND	522	433	83	10-158	
1,1-Dichloropropene	ug/kg	ND	522	435	83	68-133	
1,2,3-Trichlorobenzene	ug/kg	ND	522	281	54	27-138	
1,2,3-Trichloropropane	ug/kg	ND	522	393	75	67-130	
1,2,4-Trichlorobenzene	ug/kg	ND	522	407	78	51-134	
1,2,4-Trimethylbenzene	ug/kg	725	522	1130	77	63-136	
1,2-Dibromo-3-chloropropane	ug/kg	ND	522	360	69	32-130	
1,2-Dibromoethane (EDB)	ug/kg	ND	522	437	84	70-130	
1,2-Dichlorobenzene	ug/kg	ND	522	465	89	69-130	
1,2-Dichloroethane	ug/kg	ND	522	462	89	59-130	
1,2-Dichloropropane	ug/kg	ND	522	447	86	70-130	
1,3,5-Trimethylbenzene	ug/kg	220	522	650	82	65-137	
1,3-Dichlorobenzene	ug/kg	ND	522	424	81	70-130	
1,3-Dichloropropane	ug/kg	ND	522	453	87	70-130	
1,4-Dichlorobenzene	ug/kg	ND	522	412	79	68-130	
2,2-Dichloropropane	ug/kg	ND	522	343	66	32-130	
2-Butanone (MEK)	ug/kg	209	1040	800	57	10-136	
2-Chlorotoluene	ug/kg	ND	522	469	90	69-141	
2-Hexanone	ug/kg	ND	1040	791	76	10-144	
4-Chlorotoluene	ug/kg	ND	522	438	84	70-132	
4-Methyl-2-pentanone (MIBK)	ug/kg	ND	1040	883	85	25-143	
Acetone	ug/kg	51.0J	1040	709	63	10-130	v3
Benzene	ug/kg	502	522	954	87	67-130	

Results presented on this page are in the units indicated by the "Units" column except where an alternate unit is presented to the right of the result.

REPORT OF LABORATORY ANALYSIS

This report shall not be reproduced, except in full,
without the written consent of Pace Analytical Services, LLC.

Pace Analytical Services, LLC
9800 Kincey Ave. Suite 100
Huntersville, NC 28078
(704)875-9092

QUALITY CONTROL DATA

Project: 2020-LI-2448
Pace Project No.: 92585143

MATRIX SPIKE SAMPLE: 3533334

Parameter	Units	92585143004 Result	Spike Conc.	MS Result	MS % Rec	% Rec Limits	Qualifiers
Bromobenzene	ug/kg	ND	522	449	86	70-130	
Bromochloromethane	ug/kg	ND	522	423	81	69-134	
Bromodichloromethane	ug/kg	ND	522	444	85	64-130	
Bromoform	ug/kg	ND	522	404	77	62-130	
Bromomethane	ug/kg	ND	522	394	75	20-176	IK
Carbon tetrachloride	ug/kg	ND	522	435	83	65-140	
Chlorobenzene	ug/kg	ND	522	455	87	70-130	
Chloroethane	ug/kg	ND	522	207	40	10-130	
Chloroform	ug/kg	ND	522	488	93	63-130	
Chloromethane	ug/kg	ND	522	505	97	58-130	
cis-1,2-Dichloroethene	ug/kg	ND	522	468	90	66-130	
cis-1,3-Dichloropropene	ug/kg	ND	522	417	80	67-130	
Dibromochloromethane	ug/kg	ND	522	386	74	67-130	
Dibromomethane	ug/kg	ND	522	462	88	63-131	
Dichlorodifluoromethane	ug/kg	ND	522	460	88	44-180	
Diisopropyl ether	ug/kg	76.2	522	483	78	63-130	v3
Ethylbenzene	ug/kg	495	522	974	92	66-130	
Hexachloro-1,3-butadiene	ug/kg	ND	522	395	76	64-150	
Isopropylbenzene (Cumene)	ug/kg	36.6	522	478	85	69-135	
m&p-Xylene	ug/kg	1700	1040	2590	86	60-133	
Methyl-tert-butyl ether	ug/kg	ND	522	478	92	65-130	
Methylene Chloride	ug/kg	ND	522	470	90	61-130	
n-Butylbenzene	ug/kg	38.2	522	455	80	65-140	
n-Propylbenzene	ug/kg	144	522	538	76	67-140	
Naphthalene	ug/kg	50.4	522	357	59	15-145	
o-Xylene	ug/kg	630	522	1090	88	66-133	
p-Isopropyltoluene	ug/kg	31.0	522	455	81	56-147	
sec-Butylbenzene	ug/kg	ND	522	426	82	65-139	
Styrene	ug/kg	ND	522	448	86	70-132	
tert-Butylbenzene	ug/kg	ND	522	447	86	62-135	
Tetrachloroethene	ug/kg	ND	522	434	83	70-135	
Toluene	ug/kg	2370	522	2800	82	67-130	
trans-1,2-Dichloroethene	ug/kg	ND	522	428	82	69-130	
trans-1,3-Dichloropropene	ug/kg	ND	522	406	78	62-130	
Trichloroethene	ug/kg	ND	522	440	84	70-135	
Trichlorofluoromethane	ug/kg	ND	522	236	45	10-130	
Vinyl acetate	ug/kg	ND	1040	964	92	53-130	
Vinyl chloride	ug/kg	ND	522	485	93	61-148	
Xylene (Total)	ug/kg	2330	1570	3680	86	63-132	
1,2-Dichloroethane-d4 (S)	%				112	70-130	
4-Bromofluorobenzene (S)	%				97	69-134	
Toluene-d8 (S)	%				98	70-130	

Results presented on this page are in the units indicated by the "Units" column except where an alternate unit is presented to the right of the result.

REPORT OF LABORATORY ANALYSIS

This report shall not be reproduced, except in full,
without the written consent of Pace Analytical Services, LLC.

Pace Analytical Services, LLC
9800 Kincey Ave. Suite 100
Huntersville, NC 28078
(704)875-9092

QUALITY CONTROL DATA

Project: 2020-LI-2448
Pace Project No.: 92585143

SAMPLE DUPLICATE: 3533335

Parameter	Units	92585104001 Result	Dup Result	RPD	Max RPD	Qualifiers
1,1,1,2-Tetrachloroethane	ug/kg	ND	ND		30	
1,1,1-Trichloroethane	ug/kg	ND	ND		30	
1,1,2,2-Tetrachloroethane	ug/kg	ND	ND		30	
1,1,2-Trichloroethane	ug/kg	ND	ND		30	
1,1-Dichloroethane	ug/kg	ND	ND		30	
1,1-Dichloroethene	ug/kg	ND	ND		30	
1,1-Dichloropropene	ug/kg	ND	ND		30	
1,2,3-Trichlorobenzene	ug/kg	ND	ND		30	
1,2,3-Trichloropropane	ug/kg	ND	ND		30	
1,2,4-Trichlorobenzene	ug/kg	ND	ND		30	
1,2,4-Trimethylbenzene	ug/kg	ND	4.6J		30	
1,2-Dibromo-3-chloropropane	ug/kg	ND	ND		30	
1,2-Dibromoethane (EDB)	ug/kg	ND	ND		30	
1,2-Dichlorobenzene	ug/kg	ND	ND		30	
1,2-Dichloroethane	ug/kg	ND	ND		30	
1,2-Dichloropropane	ug/kg	ND	ND		30	
1,3,5-Trimethylbenzene	ug/kg	ND	ND		30	
1,3-Dichlorobenzene	ug/kg	ND	ND		30	
1,3-Dichloropropane	ug/kg	ND	ND		30	
1,4-Dichlorobenzene	ug/kg	ND	ND		30	
2,2-Dichloropropane	ug/kg	ND	ND		30	
2-Butanone (MEK)	ug/kg	ND	ND		30	
2-Chlorotoluene	ug/kg	ND	ND		30	
2-Hexanone	ug/kg	ND	ND		30	
4-Chlorotoluene	ug/kg	ND	ND		30	
4-Methyl-2-pentanone (MIBK)	ug/kg	ND	ND		30	
Acetone	ug/kg	ND	ND		30	v2
Benzene	ug/kg	ND	ND		30	
Bromobenzene	ug/kg	ND	ND		30	
Bromochloromethane	ug/kg	ND	ND		30	
Bromodichloromethane	ug/kg	ND	ND		30	
Bromoform	ug/kg	ND	ND		30	
Bromomethane	ug/kg	ND	ND		30	IK
Carbon tetrachloride	ug/kg	ND	ND		30	
Chlorobenzene	ug/kg	ND	ND		30	
Chloroethane	ug/kg	ND	ND		30	
Chloroform	ug/kg	ND	ND		30	
Chloromethane	ug/kg	ND	ND		30	
cis-1,2-Dichloroethene	ug/kg	ND	ND		30	
cis-1,3-Dichloropropene	ug/kg	ND	ND		30	
Dibromochloromethane	ug/kg	ND	ND		30	
Dibromomethane	ug/kg	ND	ND		30	
Dichlorodifluoromethane	ug/kg	ND	ND		30	
Diisopropyl ether	ug/kg	ND	ND		30	v2
Ethylbenzene	ug/kg	ND	ND		30	
Hexachloro-1,3-butadiene	ug/kg	ND	ND		30	
Isopropylbenzene (Cumene)	ug/kg	ND	ND		30	

Results presented on this page are in the units indicated by the "Units" column except where an alternate unit is presented to the right of the result.

REPORT OF LABORATORY ANALYSIS

This report shall not be reproduced, except in full,
without the written consent of Pace Analytical Services, LLC.

Pace Analytical Services, LLC
9800 Kincey Ave. Suite 100
Huntersville, NC 28078
(704)875-9092

QUALITY CONTROL DATA

Project: 2020-LI-2448
Pace Project No.: 92585143

SAMPLE DUPLICATE: 3533335

Parameter	Units	92585104001 Result	Dup Result	RPD	Max RPD	Qualifiers
m&p-Xylene	ug/kg	21.0	20.1	4	30	
Methyl-tert-butyl ether	ug/kg	ND	ND		30	
Methylene Chloride	ug/kg	ND	ND		30	
n-Butylbenzene	ug/kg	ND	ND		30	
n-Propylbenzene	ug/kg	ND	ND		30	
Naphthalene	ug/kg	ND	ND		30	
o-Xylene	ug/kg	13.9	12.6	10	30	
p-Isopropyltoluene	ug/kg	ND	ND		30	
sec-Butylbenzene	ug/kg	ND	ND		30	
Styrene	ug/kg	ND	ND		30	
tert-Butylbenzene	ug/kg	ND	ND		30	
Tetrachloroethene	ug/kg	ND	ND		30	
Toluene	ug/kg	21.3	20.8	2	30	
trans-1,2-Dichloroethene	ug/kg	ND	ND		30	
trans-1,3-Dichloropropene	ug/kg	ND	ND		30	
Trichloroethene	ug/kg	ND	ND		30	
Trichlorofluoromethane	ug/kg	ND	ND		30	
Vinyl acetate	ug/kg	ND	ND		30	
Vinyl chloride	ug/kg	ND	ND		30	
Xylene (Total)	ug/kg	34.9	32.7	6	30	
1,2-Dichloroethane-d4 (S)	%	104	105			
4-Bromofluorobenzene (S)	%	97	96			
Toluene-d8 (S)	%	99	99			

Results presented on this page are in the units indicated by the "Units" column except where an alternate unit is presented to the right of the result.

REPORT OF LABORATORY ANALYSIS

This report shall not be reproduced, except in full,
without the written consent of Pace Analytical Services, LLC.

Pace Analytical Services, LLC
9800 Kincey Ave. Suite 100
Huntersville, NC 28078
(704)875-9092

QUALITY CONTROL DATA

Project: 2020-LI-2448
Pace Project No.: 92585143

QC Batch: 675061
QC Batch Method: SW-846
Analysis Method: SW-846
Analysis Description: Dry Weight/Percent Moisture
Laboratory: Pace Analytical Services - Charlotte
Associated Lab Samples: 92585143001, 92585143002, 92585143003, 92585143004

SAMPLE DUPLICATE: 3533443

Parameter	Units	92585021001 Result	Dup Result	RPD	Max RPD	Qualifiers
Percent Moisture	%	13.6	12.9	5	25	N2

SAMPLE DUPLICATE: 3533444

Parameter	Units	92585047003 Result	Dup Result	RPD	Max RPD	Qualifiers
Percent Moisture	%	63.5	63.1	1	25	N2

Results presented on this page are in the units indicated by the "Units" column except where an alternate unit is presented to the right of the result.

REPORT OF LABORATORY ANALYSIS

This report shall not be reproduced, except in full,
without the written consent of Pace Analytical Services, LLC.

Pace Analytical Services, LLC
9800 Kincey Ave. Suite 100
Huntersville, NC 28078
(704)875-9092

QUALIFIERS

Project: 2020-LI-2448
Pace Project No.: 92585143

DEFINITIONS

DF - Dilution Factor, if reported, represents the factor applied to the reported data due to dilution of the sample aliquot.

ND - Not Detected at or above adjusted reporting limit.

TNTC - Too Numerous To Count

J - Estimated concentration above the adjusted method detection limit and below the adjusted reporting limit.

MDL - Adjusted Method Detection Limit.

PQL - Practical Quantitation Limit.

RL - Reporting Limit - The lowest concentration value that meets project requirements for quantitative data with known precision and bias for a specific analyte in a specific matrix.

S - Surrogate

1,2-Diphenylhydrazine decomposes to and cannot be separated from Azobenzene using Method 8270. The result for each analyte is a combined concentration.

Consistent with EPA guidelines, unrounded data are displayed and have been used to calculate % recovery and RPD values.

LCS(D) - Laboratory Control Sample (Duplicate)

MS(D) - Matrix Spike (Duplicate)

DUP - Sample Duplicate

RPD - Relative Percent Difference

NC - Not Calculable.

SG - Silica Gel - Clean-Up

U - Indicates the compound was analyzed for, but not detected.

Acid preservation may not be appropriate for 2 Chloroethylvinyl ether.

A separate vial preserved to a pH of 4-5 is recommended in SW846 Chapter 4 for the analysis of Acrolein and Acrylonitrile by EPA Method 8260.

N-Nitrosodiphenylamine decomposes and cannot be separated from Diphenylamine using Method 8270. The result reported for each analyte is a combined concentration.

Reported results are not rounded until the final step prior to reporting. Therefore, calculated parameters that are typically reported as "Total" may vary slightly from the sum of the reported component parameters.

Pace Analytical is TNI accredited. Contact your Pace PM for the current list of accredited analytes.

TNI - The NELAC Institute.

ANALYTE QUALIFIERS

IK	The recalculated concentration of the calibration standard(s) did not meet method acceptance criteria; this result should be considered an estimated value.
M1	Matrix spike recovery exceeded QC limits. Batch accepted based on laboratory control sample (LCS) recovery.
N2	The lab does not hold NELAC/TNI accreditation for this parameter but other accreditations/certifications may apply. A complete list of accreditations/certifications is available upon request.
v2	The continuing calibration verification was below the method acceptance limit. The analyte was not detected in the associated samples and the sensitivity of the instrument was verified with a reporting limit check standard.
v3	The continuing calibration verification was below the method acceptance limit. Any detection for the analyte in the associated samples may have low bias.

This report shall not be reproduced, except in full,
without the written consent of Pace Analytical Services, LLC.

Pace Analytical Services, LLC
9800 Kincey Ave. Suite 100
Huntersville, NC 28078
(704)875-9092

QUALITY CONTROL DATA CROSS REFERENCE TABLE

Project: 2020-LI-2448
Pace Project No.: 92585143

Lab ID	Sample ID	QC Batch Method	QC Batch	Analytical Method	Analytical Batch
92585143001	**RW-110 (12-14)**	MADEP VPH	675518	MADEP VPH	675528
92585143002	**RW-110 (54-56)**	MADEP VPH	674756	MADEP VPH	674760
92585143003	**RW-111 (26-28)**	MADEP VPH	674756	MADEP VPH	674760
92585143004	**RW-111 (46-47)**	MADEP VPH	674756	MADEP VPH	674760
92585143001	**RW-110 (12-14)**	EPA 5035A/5030B	675032	EPA 8260D	675269
92585143002	**RW-110 (54-56)**	EPA 5035A/5030B	675032	EPA 8260D	675269
92585143003	**RW-111 (26-28)**	EPA 5035A/5030B	675032	EPA 8260D	675269
92585143004	**RW-111 (46-47)**	EPA 5035A/5030B	675034	EPA 8260D	675187
92585143001	**RW-110 (12-14)**	SW-846	675061		
92585143002	**RW-110 (54-56)**	SW-846	675061		
92585143003	**RW-111 (26-28)**	SW-846	675061		
92585143004	**RW-111 (46-47)**	SW-846	675061		

This report shall not be reproduced, except in full,
without the written consent of Pace Analytical Services, LLC.

CHAIN-OF-CUSTODY Analytical Request Document

Pace Analytical

Chain-of-Custody is a LEGAL DOCUMENT - Complete all relevent fields

LAB U **WO# : 92585143** Number or

Conta 92585143

Company: Apex Companies	Billing Information:
Address: 9380 Northwoods Business Pkwy	
Report To: Andrew Street	Email To: andrew.street@apexcos.com
Copy To:	Site Collection Info/Address:
Customer Project Name/Number: 2020-11-2242	State: NC County/City: Huntersville Time Zone Collected: [ ] PT [ ] MT [ ] CT [X] ET
Phone: Email:	Site/Facility ID #: CPC Huntersville
Collected By (print): Vanessa Hunter	Purchase Order #: Quote #:
Collected By (signature):	Turnaround Date Required:
Sample Disposal: [ ] Dispose as appropriate [ ] Return [ ] Archive: [ ] Hold:	Rush: [ ] Same Day [ ] Next Day [ ] 2 Day [ ] 3 Day [ ] 4 Day [ ] 5 Day (Expedite Charges Apply)

Compliance Monitoring? [ ] Yes [ ] No

DW PWS ID #: DW Location Code:

Immediately Packed on Ice: [X] Yes [ ] No

Field Filtered (if applicable): [ ] Yes [ ] No

Analysis: _____

** Preservative Types: (1) nitric acid, (2) sulfuric acid, (3) hydrochloric acid, (4) sodium hydroxide, (5) zinc acetate, (6) methanol, (7) sodium bisulfate, (8) sodium thiosulfate, (9) hexane, (A) ascorbic acid, (B) ammonium sulfate, (C) ammonium hydroxide, (D) TSP, (U) Unpreserved, (O) Other _____

* Matrix Codes (Insert in Matrix box below): Drinking Water (DW), Ground Water (GW), Wastewater (WW), Product (P), Soil/Solid (SL), Oil (OL), Wipe (WP), Air (AR), Tissue (TS), Bioassay (B), Vapor (V), Other (OT)

Customer Sample ID	Matrix *	Comp / Grab	Collected (or Composite Start) Date	Collected (or Composite Start) Time	Composite End Date	Composite End Time	Res Cl	# of Ctns	MADEP VPH	8260 VOC	Analyses	Lab Profile/Line:
RW-110(42-44)	SL	G	1/26/22	1520				3	X	X		01
RW-110(54-56)	SL	G	1/	1540				3	X	X		02
RW-111(26-28)	SL	G	1/27/22	1620				3	X	X		03
RW-111(46-47)	SL	G	1/28/22	1070				3	X	X		04

Lab Sample Receipt Checklist:

Custody Seals Present/Intact	Y	N	NA
Custody Signatures Present	Y	N	NA
Collector Signature Present	Y	N	NA
Bottles Intact	Y	N	NA
Correct Bottles	Y	N	NA
Sufficient Volume	Y	N	NA
Samples Received on Ice	Y	N	NA
VOA - Headspace Acceptable	Y	N	NA
USDA Regulated Soils	Y	N	NA
Samples in Holding Time	Y	N	NA
Residual Chlorine Present	Y	N	NA
Cl Strips: _____			
Sample pH Acceptable	Y	N	NA
pH Strips: _____			
Sulfide Present	Y	N	NA
Lead Acetate Strips: _____			

LAB USE ONLY:
Lab Sample # / Comments:

Customer Remarks / Special Conditions / Possible Hazards:

Type of Ice Used: Wet Blue Dry None

Packing Material Used: BB

Radchem sample(s) screened (<500 cpm): Y N NA

SHORT HOLDS PRESENT (<72 hours): Y N N/A

Lab Tracking #: 2615448

Samples received via: FEDEX UPS Client Courier Pace Courier

Lab Sample Temperature Info:
Temp Blank Received: Y N NA
Therm ID#: 92706A
Cooler 1 Temp Upon Receipt: 1.3 oC
Cooler 1 Therm Corr. Factor: 0 oC
Cooler 1 Corrected Temp: 1.3 oC
Comments:

Relinquished by/Company: (Signature)	Date/Time: 1/26/22/1630	Received by/Company: (Signature) APEX
Relinquished by/Company: (Signature) APEX	Date/Time: 01-28-22/1540	Received by/Company: (Signature) / APEX
Relinquished by/Company: (Signature) / APEX	Date/Time: 01/28/22/15:56	Received by/Company: (Signature) HVL Pace HVL

Date/Time: 01-28-22 1600

Date/Time: 1-28-22/15:40

Date/Time: 1/28/22 1554

MTJL LAB USE ONLY

Table #:
Acctnum:
Template:
Prelogin:
PM:
PB:

Trip Blank Received: Y N NA
HCL MeOH TSP Other

Non Conformance(s): YES / NO

Page: 1 of: 1

***Check mark top half of box if pH and/or dechlorination is verified and within the acceptance range for preservation samples.**

Exceptions: VOA, Coliform, TOC, Oil and Grease, DRO/8015 (water) DOC, LLHg

****Bottom half of box is to list number of bottles**

Project

WO# : 92585143

PM: AMB Due Date: 02/04/22

CLIENT: 92-APEX MOOR

Item#	BP4U-125 mL Plastic Unpreserved (N/A) (Cl-)	BP3U-250 mL Plastic Unpreserved (N/A)	BP2U-500 mL Plastic Unpreserved (N/A)	BP1U-1 liter Plastic Unpreserved (N/A)	BP4S-125 mL Plastic H2SO4 (pH < 2) (Cl-)	BP3N-250 mL plastic HNO3 (pH < 2)	BP4Z-125 mL Plastic ZN Acetate & NaOH (>9)	BP4B-125 mL Plastic NaOH (pH > 12) (Cl-)	WGFU-Wide-mouthed Glass jar Unpreserved	AG1U-1 liter Amber Unpreserved (N/A) (Cl-)	AG1H-1 liter Amber HCl (pH < 2)	AG3U-250 mL Amber Unpreserved (N/A) (Cl-)	AG1S-1 liter Amber H2SO4 (pH < 2)	AG3S-250 mL Amber H2SO4 (pH < 2)	AG3A(DG3A)-250 mL Amber NH4Cl (N/A)(Cl-)	DG9H-40 mL VOA HCl (N/A)	VG9T-40 mL VOA Na2S2O3 (N/A)	VG9U-40 mL VOA Unpreserved (N/A)	DG9P-40 mL VOA H3PO4 (N/A)	VOAK (3 vials per kit)-5035 kit (N/A)	V/GK (3 vials per kit)-VPH/Gas kit (N/A)	SP5T-125 mL Sterile Plastic (N/A – lab)	SP2T-250 mL Sterile Plastic (N/A – lab)		BP3A-250 mL Plastic (NH2)2SO4 (9.3-9.7)	AG0U-100 mL Amber Unpreserved vials (N/A)	VSGU-20 mL Scintillation vials (N/A)	DG9U-40 mL Amber Unpreserved vials (N/A)
1	\				\	\	\	\			\		\	\	\							3			\	\			
2	\				\	\	\	\			\		\	\	\							\			\	\			
3	\				\	\	\	\			\		\	\	\										\	\			
4	\				\	\	\	\			\		\	\	\										\	\			
5	\				\	\	\	\			\		\	\	\										\	\			
6	\				\	\	\	\			\		\	\	\										\	\			
7	\				\	\	\	\			\		\	\	\										\	\			
8	\				\	\	\	\			\		\	\	\										\	\			
9	\				\	\	\	\			\		\	\	\										\	\			
10	\				\	\	\	\			\		\	\	\										\	\			
11	\				\	\	\	\			\		\	\	\										\	\			
12	\				\	\	\	\			\		\	\	\										\	\			

pH Adjustment Log for Preserved Samples

Sample ID	Type of Preservative	pH upon receipt	Date preservation adjusted	Time preservation adjusted	Amount of Preservative added	Lot #

Note: Whenever there is a discrepancy affecting North Carolina compliance samples, a copy of this form will be sent to the North Carolina DEHNR Certification Office (i.e. Out of hold, incorrect preservative, out of temp, incorrect containers.

Pace Analytical Services, LLC
9800 Kincey Ave. Suite 100
Huntersville, NC 28078
(704)875-9092

February 09, 2022

Andrew Street
Apex Companies - NC
5900 Northwoods Business Pkwy
Suite 5900-0
Charlotte, NC 28269

RE: Project: 2020-L1-2448
Pace Project No.: 92585744

Dear Andrew Street:

Enclosed are the analytical results for sample(s) received by the laboratory on February 02, 2022. The results relate only to the samples included in this report. Results reported herein conform to the applicable TNI/NELAC Standards and the laboratory's Quality Manual, where applicable, unless otherwise noted in the body of the report.

The test results provided in this final report were generated by each of the following laboratories within the Pace Network:

- Pace Analytical Services - Charlotte

If you have any questions concerning this report, please feel free to contact me.

Sincerely,

Angela M. Baioni

Angela Baioni
angela.baioni@pacelabs.com
(704)875-9092
Project Manager

Enclosures

cc: J Culbreath, Colonial Pipeline Company
Naomi Fretz, APEX Companies, LLC
Robert Hughes, Colonial Pipeline
Cameron Lee, Montrose-EPS
Jamie Moran, APEX Companies, LLC
Jeff Morrison, Colonial Pipeline Company
Tom Naumann, APEX Companies - NC
Joe Nicolette, Montrose-EPS
Kaitlyn Nootens, Apex Companies
Christopher Schultz, Apex Companies
Matt Teixeira, Apex Companies, LLC
Michael Verdon, Colonial Pipeline Company
JM Wyatt, Colonial Pipeline Company

REPORT OF LABORATORY ANALYSIS

This report shall not be reproduced, except in full,
without the written consent of Pace Analytical Services, LLC.

Pace Analytical Services, LLC
9800 Kincey Ave. Suite 100
Huntersville, NC 28078
(704)875-9092

CERTIFICATIONS

Project: 2020-L1-2448
Pace Project No.: 92585744

Pace Analytical Services Charlotte

South Carolina Laboratory ID: 99006
9800 Kincey Ave. Ste 100, Huntersville, NC 28078
North Carolina Drinking Water Certification #: 37706
North Carolina Field Services Certification #: 5342
North Carolina Wastewater Certification #: 12
South Carolina Laboratory ID: 99006
South Carolina Certification #: 99006001
South Carolina Drinking Water Cert. #: 99006003
Florida/NELAP Certification #: E87627
Kentucky UST Certification #: 84
Louisiana DoH Drinking Water #: LA029
Virginia/VELAP Certification #: 460221

This report shall not be reproduced, except in full,
without the written consent of Pace Analytical Services, LLC.

Pace Analytical Services, LLC
9800 Kincey Ave. Suite 100
Huntersville, NC 28078
(704)875-9092

SAMPLE SUMMARY

Project: 2020-L1-2448
Pace Project No.: 92585744

Lab ID	Sample ID	Matrix	Date Collected	Date Received
92585744001	**RW-112 (38-40)**	Solid	01/31/22 16:50	02/02/22 12:10
92585744002	**RW-112 (70-72)**	Solid	02/01/22 16:30	02/02/22 12:10

This report shall not be reproduced, except in full,
without the written consent of Pace Analytical Services, LLC.

Pace Analytical Services, LLC
9800 Kincey Ave. Suite 100
Huntersville, NC 28078
(704)875-9092

SAMPLE ANALYTE COUNT

Project: 2020-L1-2448
Pace Project No.: 92585744

Lab ID	Sample ID	Method	Analysts	Analytes Reported	Laboratory
92585744001	**RW-112 (38-40)**	MADEP VPH	MAD	6	PASI-C
		EPA 8260D	SAS	70	PASI-C
		SW-846	KDF	1	PASI-C
92585744002	**RW-112 (70-72)**	MADEP VPH	MAD	6	PASI-C
		EPA 8260D	SAS	70	PASI-C
		SW-846	KDF	1	PASI-C

PASI-C = Pace Analytical Services - Charlotte

This report shall not be reproduced, except in full,
without the written consent of Pace Analytical Services, LLC.

Pace Analytical Services, LLC
9800 Kincey Ave. Suite 100
Huntersville, NC 28078
(704)875-9092

ANALYTICAL RESULTS

Project: 2020-L1-2448
Pace Project No.: 92585744

Sample: RW-112 (38-40) **Lab ID: 92585744001** Collected: 01/31/22 16:50 Received: 02/02/22 12:10 Matrix: Solid

Results reported on a "dry weight" basis and are adjusted for percent moisture, sample size and any dilutions.

Parameters	Results	Units	Report Limit	MDL	DF	Prepared	Analyzed	CAS No.	Qual
VPH NC Soil	Analytical Method: MADEP VPH Preparation Method: MADEP VPH Pace Analytical Services - Charlotte								
Total VPH (C5-C12)	**11500**	mg/kg	78.4	78.4	20	02/07/22 14:03	02/08/22 12:51		N2
Aliphatic (C05-C08)	**7350**	mg/kg	78.4	78.4	20	02/07/22 14:03	02/08/22 12:51		N2
Aliphatic(C09-C12) Adjusted	**2710**	mg/kg	78.4	78.4	20	02/07/22 14:03	02/08/22 12:51		N2
Aromatic (C09-C10)	**1470**	mg/kg	78.4	78.4	20	02/07/22 14:03	02/08/22 12:51		N2
Surrogates									
4-Bromofluorobenzene (FID) (S)	141	%	70-130		20	02/07/22 14:03	02/08/22 12:51	460-00-4	S2
4-Bromofluorobenzene (PID) (S)	100	%	70-130		20	02/07/22 14:03	02/08/22 12:51	460-00-4	
8260D/5035A/5030B Volatiles	Analytical Method: EPA 8260D Preparation Method: EPA 5035A/5030B Pace Analytical Services - Charlotte								
Acetone	ND	ug/kg	8090	2600	50	02/03/22 15:22	02/04/22 17:52	67-64-1	
Benzene	**10000**	ug/kg	405	161	50	02/03/22 15:22	02/04/22 17:52	71-43-2	
Bromobenzene	ND	ug/kg	405	132	50	02/03/22 15:22	02/04/22 17:52	108-86-1	
Bromochloromethane	ND	ug/kg	405	120	50	02/03/22 15:22	02/04/22 17:52	74-97-5	
Bromodichloromethane	ND	ug/kg	405	156	50	02/03/22 15:22	02/04/22 17:52	75-27-4	
Bromoform	ND	ug/kg	405	142	50	02/03/22 15:22	02/04/22 17:52	75-25-2	
Bromomethane	ND	ug/kg	809	639	50	02/03/22 15:22	02/04/22 17:52	74-83-9	L1
2-Butanone (MEK)	ND	ug/kg	8090	1940	50	02/03/22 15:22	02/04/22 17:52	78-93-3	
n-Butylbenzene	ND	ug/kg	405	191	50	02/03/22 15:22	02/04/22 17:52	104-51-8	
sec-Butylbenzene	ND	ug/kg	405	178	50	02/03/22 15:22	02/04/22 17:52	135-98-8	
tert-Butylbenzene	ND	ug/kg	405	144	50	02/03/22 15:22	02/04/22 17:52	98-06-6	
Carbon tetrachloride	ND	ug/kg	405	151	50	02/03/22 15:22	02/04/22 17:52	56-23-5	
Chlorobenzene	ND	ug/kg	405	77.7	50	02/03/22 15:22	02/04/22 17:52	108-90-7	
Chloroethane	ND	ug/kg	809	312	50	02/03/22 15:22	02/04/22 17:52	75-00-3	
Chloroform	ND	ug/kg	405	246	50	02/03/22 15:22	02/04/22 17:52	67-66-3	
Chloromethane	ND	ug/kg	809	340	50	02/03/22 15:22	02/04/22 17:52	74-87-3	v2
2-Chlorotoluene	ND	ug/kg	405	143	50	02/03/22 15:22	02/04/22 17:52	95-49-8	
4-Chlorotoluene	ND	ug/kg	405	71.6	50	02/03/22 15:22	02/04/22 17:52	106-43-4	
1,2-Dibromo-3-chloropropane	ND	ug/kg	405	157	50	02/03/22 15:22	02/04/22 17:52	96-12-8	
Dibromochloromethane	ND	ug/kg	405	227	50	02/03/22 15:22	02/04/22 17:52	124-48-1	
1,2-Dibromoethane (EDB)	ND	ug/kg	405	178	50	02/03/22 15:22	02/04/22 17:52	106-93-4	
Dibromomethane	ND	ug/kg	405	86.6	50	02/03/22 15:22	02/04/22 17:52	74-95-3	
1,2-Dichlorobenzene	ND	ug/kg	405	146	50	02/03/22 15:22	02/04/22 17:52	95-50-1	
1,3-Dichlorobenzene	ND	ug/kg	405	125	50	02/03/22 15:22	02/04/22 17:52	541-73-1	
1,4-Dichlorobenzene	ND	ug/kg	405	105	50	02/03/22 15:22	02/04/22 17:52	106-46-7	
Dichlorodifluoromethane	ND	ug/kg	809	176	50	02/03/22 15:22	02/04/22 17:52	75-71-8	v2
1,1-Dichloroethane	ND	ug/kg	405	167	50	02/03/22 15:22	02/04/22 17:52	75-34-3	
1,2-Dichloroethane	ND	ug/kg	405	268	50	02/03/22 15:22	02/04/22 17:52	107-06-2	
1,1-Dichloroethene	ND	ug/kg	405	167	50	02/03/22 15:22	02/04/22 17:52	75-35-4	
cis-1,2-Dichloroethene	ND	ug/kg	405	138	50	02/03/22 15:22	02/04/22 17:52	156-59-2	
trans-1,2-Dichloroethene	ND	ug/kg	405	142	50	02/03/22 15:22	02/04/22 17:52	156-60-5	
1,2-Dichloropropane	ND	ug/kg	405	121	50	02/03/22 15:22	02/04/22 17:52	78-87-5	
1,3-Dichloropropane	ND	ug/kg	405	126	50	02/03/22 15:22	02/04/22 17:52	142-28-9	
2,2-Dichloropropane	ND	ug/kg	405	132	50	02/03/22 15:22	02/04/22 17:52	594-20-7	

REPORT OF LABORATORY ANALYSIS

This report shall not be reproduced, except in full,
without the written consent of Pace Analytical Services, LLC.

Pace Analytical Services, LLC
9800 Kincey Ave. Suite 100
Huntersville, NC 28078
(704)875-9092

ANALYTICAL RESULTS

Project: 2020-L1-2448
Pace Project No.: 92585744

Sample: RW-112 (38-40) **Lab ID: 92585744001** Collected: 01/31/22 16:50 Received: 02/02/22 12:10 Matrix: Solid

Results reported on a "dry weight" basis and are adjusted for percent moisture, sample size and any dilutions.

Parameters	Results	Units	Report Limit	MDL	DF	Prepared	Analyzed	CAS No.	Qual
8260D/5035A/5030B Volatiles	Analytical Method: EPA 8260D Preparation Method: EPA 5035A/5030B Pace Analytical Services - Charlotte								
1,1-Dichloropropene	ND	ug/kg	405	194	50	02/03/22 15:22	02/04/22 17:52	563-58-6	
cis-1,3-Dichloropropene	ND	ug/kg	405	110	50	02/03/22 15:22	02/04/22 17:52	10061-01-5	
trans-1,3-Dichloropropene	ND	ug/kg	405	139	50	02/03/22 15:22	02/04/22 17:52	10061-02-6	
Diisopropyl ether	**768**	ug/kg	405	109	50	02/03/22 15:22	02/04/22 17:52	108-20-3	
Ethylbenzene	**118000**	ug/kg	405	188	50	02/03/22 15:22	02/04/22 17:52	100-41-4	
Hexachloro-1,3-butadiene	ND	ug/kg	809	662	50	02/03/22 15:22	02/04/22 17:52	87-68-3	
2-Hexanone	ND	ug/kg	4050	390	50	02/03/22 15:22	02/04/22 17:52	591-78-6	
Isopropylbenzene (Cumene)	ND	ug/kg	405	138	50	02/03/22 15:22	02/04/22 17:52	98-82-8	
p-Isopropyltoluene	ND	ug/kg	405	199	50	02/03/22 15:22	02/04/22 17:52	99-87-6	
Methylene Chloride	ND	ug/kg	1620	1110	50	02/03/22 15:22	02/04/22 17:52	75-09-2	
4-Methyl-2-pentanone (MIBK)	ND	ug/kg	4050	390	50	02/03/22 15:22	02/04/22 17:52	108-10-1	
Methyl-tert-butyl ether	ND	ug/kg	405	151	50	02/03/22 15:22	02/04/22 17:52	1634-04-4	
Naphthalene	**39000**	ug/kg	405	213	50	02/03/22 15:22	02/04/22 17:52	91-20-3	
n-Propylbenzene	**43500**	ug/kg	405	144	50	02/03/22 15:22	02/04/22 17:52	103-65-1	
Styrene	ND	ug/kg	405	107	50	02/03/22 15:22	02/04/22 17:52	100-42-5	
1,1,1,2-Tetrachloroethane	ND	ug/kg	405	155	50	02/03/22 15:22	02/04/22 17:52	630-20-6	
1,1,2,2-Tetrachloroethane	ND	ug/kg	405	107	50	02/03/22 15:22	02/04/22 17:52	79-34-5	
Tetrachloroethene	ND	ug/kg	405	128	50	02/03/22 15:22	02/04/22 17:52	127-18-4	
Toluene	**272000**	ug/kg	405	115	50	02/03/22 15:22	02/04/22 17:52	108-88-3	
1,2,3-Trichlorobenzene	ND	ug/kg	405	327	50	02/03/22 15:22	02/04/22 17:52	87-61-6	
1,2,4-Trichlorobenzene	ND	ug/kg	405	340	50	02/03/22 15:22	02/04/22 17:52	120-82-1	
1,1,1-Trichloroethane	ND	ug/kg	405	210	50	02/03/22 15:22	02/04/22 17:52	71-55-6	
1,1,2-Trichloroethane	ND	ug/kg	405	134	50	02/03/22 15:22	02/04/22 17:52	79-00-5	
Trichloroethene	ND	ug/kg	405	104	50	02/03/22 15:22	02/04/22 17:52	79-01-6	
Trichlorofluoromethane	ND	ug/kg	405	222	50	02/03/22 15:22	02/04/22 17:52	75-69-4	
1,2,3-Trichloropropane	ND	ug/kg	405	205	50	02/03/22 15:22	02/04/22 17:52	96-18-4	
1,2,4-Trimethylbenzene	**272000**	ug/kg	405	111	50	02/03/22 15:22	02/04/22 17:52	95-63-6	
1,3,5-Trimethylbenzene	**86900**	ug/kg	405	136	50	02/03/22 15:22	02/04/22 17:52	108-67-8	
Vinyl acetate	ND	ug/kg	4050	294	50	02/03/22 15:22	02/04/22 17:52	108-05-4	
Vinyl chloride	ND	ug/kg	809	205	50	02/03/22 15:22	02/04/22 17:52	75-01-4	v2
Xylene (Total)	**598000**	ug/kg	809	231	50	02/03/22 15:22	02/04/22 17:52	1330-20-7	
m&p-Xylene	**418000**	ug/kg	809	277	50	02/03/22 15:22	02/04/22 17:52	179601-23-1	
o-Xylene	**180000**	ug/kg	405	179	50	02/03/22 15:22	02/04/22 17:52	95-47-6	
Surrogates									
Toluene-d8 (S)	99	%	70-130		50	02/03/22 15:22	02/04/22 17:52	2037-26-5	
4-Bromofluorobenzene (S)	104	%	69-134		50	02/03/22 15:22	02/04/22 17:52	460-00-4	
1,2-Dichloroethane-d4 (S)	99	%	70-130		50	02/03/22 15:22	02/04/22 17:52	17060-07-0	
Percent Moisture	Analytical Method: SW-846 Pace Analytical Services - Charlotte								
Percent Moisture	**14.1**	%	0.10	0.10	1		02/02/22 17:50		N2

REPORT OF LABORATORY ANALYSIS

This report shall not be reproduced, except in full,
without the written consent of Pace Analytical Services, LLC.

Pace Analytical Services, LLC
9800 Kincey Ave. Suite 100
Huntersville, NC 28078
(704)875-9092

ANALYTICAL RESULTS

Project: 2020-L1-2448
Pace Project No.: 92585744

Sample: RW-112 (70-72) **Lab ID: 92585744002** Collected: 02/01/22 16:30 Received: 02/02/22 12:10 Matrix: Solid

Results reported on a "dry weight" basis and are adjusted for percent moisture, sample size and any dilutions.

Parameters	Results	Units	Report Limit	MDL	DF	Prepared	Analyzed	CAS No.	Qual
VPH NC Soil	Analytical Method: MADEP VPH Preparation Method: MADEP VPH Pace Analytical Services - Charlotte								
Total VPH (C5-C12)	**117**	mg/kg	2.5	2.5	1	02/07/22 14:03	02/07/22 22:56		N2
Aliphatic (C05-C08)	**81.6**	mg/kg	2.5	2.5	1	02/07/22 14:03	02/07/22 22:56		N2
Aliphatic(C09-C12) Adjusted	**23.1**	mg/kg	2.5	2.5	1	02/07/22 14:03	02/07/22 22:56		N2
Aromatic (C09-C10)	**12.8**	mg/kg	2.5	2.5	1	02/07/22 14:03	02/07/22 22:56		N2
Surrogates									
4-Bromofluorobenzene (FID) (S)	117	%	70-130		1	02/07/22 14:03	02/07/22 22:56	460-00-4	
4-Bromofluorobenzene (PID) (S)	95	%	70-130		1	02/07/22 14:03	02/07/22 22:56	460-00-4	
8260D/5035A/5030B Volatiles	Analytical Method: EPA 8260D Preparation Method: EPA 5035A/5030B Pace Analytical Services - Charlotte								
Acetone	ND	ug/kg	163	52.3	1	02/03/22 15:22	02/04/22 14:02	67-64-1	
Benzene	**99.9**	ug/kg	8.2	3.2	1	02/03/22 15:22	02/04/22 14:02	71-43-2	
Bromobenzene	ND	ug/kg	8.2	2.7	1	02/03/22 15:22	02/04/22 14:02	108-86-1	
Bromochloromethane	ND	ug/kg	8.2	2.4	1	02/03/22 15:22	02/04/22 14:02	74-97-5	
Bromodichloromethane	ND	ug/kg	8.2	3.1	1	02/03/22 15:22	02/04/22 14:02	75-27-4	
Bromoform	ND	ug/kg	8.2	2.9	1	02/03/22 15:22	02/04/22 14:02	75-25-2	
Bromomethane	ND	ug/kg	16.3	12.9	1	02/03/22 15:22	02/04/22 14:02	74-83-9	L1
2-Butanone (MEK)	ND	ug/kg	163	39.1	1	02/03/22 15:22	02/04/22 14:02	78-93-3	
n-Butylbenzene	ND	ug/kg	8.2	3.8	1	02/03/22 15:22	02/04/22 14:02	104-51-8	
sec-Butylbenzene	ND	ug/kg	8.2	3.6	1	02/03/22 15:22	02/04/22 14:02	135-98-8	
tert-Butylbenzene	ND	ug/kg	8.2	2.9	1	02/03/22 15:22	02/04/22 14:02	98-06-6	
Carbon tetrachloride	ND	ug/kg	8.2	3.0	1	02/03/22 15:22	02/04/22 14:02	56-23-5	
Chlorobenzene	ND	ug/kg	8.2	1.6	1	02/03/22 15:22	02/04/22 14:02	108-90-7	
Chloroethane	ND	ug/kg	16.3	6.3	1	02/03/22 15:22	02/04/22 14:02	75-00-3	
Chloroform	ND	ug/kg	8.2	5.0	1	02/03/22 15:22	02/04/22 14:02	67-66-3	
Chloromethane	ND	ug/kg	16.3	6.8	1	02/03/22 15:22	02/04/22 14:02	74-87-3	v2
2-Chlorotoluene	ND	ug/kg	8.2	2.9	1	02/03/22 15:22	02/04/22 14:02	95-49-8	
4-Chlorotoluene	ND	ug/kg	8.2	1.4	1	02/03/22 15:22	02/04/22 14:02	106-43-4	
1,2-Dibromo-3-chloropropane	ND	ug/kg	8.2	3.2	1	02/03/22 15:22	02/04/22 14:02	96-12-8	
Dibromochloromethane	ND	ug/kg	8.2	4.6	1	02/03/22 15:22	02/04/22 14:02	124-48-1	
1,2-Dibromoethane (EDB)	ND	ug/kg	8.2	3.6	1	02/03/22 15:22	02/04/22 14:02	106-93-4	
Dibromomethane	ND	ug/kg	8.2	1.7	1	02/03/22 15:22	02/04/22 14:02	74-95-3	
1,2-Dichlorobenzene	ND	ug/kg	8.2	2.9	1	02/03/22 15:22	02/04/22 14:02	95-50-1	
1,3-Dichlorobenzene	ND	ug/kg	8.2	2.5	1	02/03/22 15:22	02/04/22 14:02	541-73-1	
1,4-Dichlorobenzene	ND	ug/kg	8.2	2.1	1	02/03/22 15:22	02/04/22 14:02	106-46-7	
Dichlorodifluoromethane	ND	ug/kg	16.3	3.5	1	02/03/22 15:22	02/04/22 14:02	75-71-8	v2
1,1-Dichloroethane	ND	ug/kg	8.2	3.4	1	02/03/22 15:22	02/04/22 14:02	75-34-3	
1,2-Dichloroethane	ND	ug/kg	8.2	5.4	1	02/03/22 15:22	02/04/22 14:02	107-06-2	
1,1-Dichloroethene	ND	ug/kg	8.2	3.4	1	02/03/22 15:22	02/04/22 14:02	75-35-4	
cis-1,2-Dichloroethene	ND	ug/kg	8.2	2.8	1	02/03/22 15:22	02/04/22 14:02	156-59-2	
trans-1,2-Dichloroethene	ND	ug/kg	8.2	2.9	1	02/03/22 15:22	02/04/22 14:02	156-60-5	
1,2-Dichloropropane	ND	ug/kg	8.2	2.4	1	02/03/22 15:22	02/04/22 14:02	78-87-5	
1,3-Dichloropropane	ND	ug/kg	8.2	2.5	1	02/03/22 15:22	02/04/22 14:02	142-28-9	
2,2-Dichloropropane	ND	ug/kg	8.2	2.7	1	02/03/22 15:22	02/04/22 14:02	594-20-7	

REPORT OF LABORATORY ANALYSIS

This report shall not be reproduced, except in full,
without the written consent of Pace Analytical Services, LLC.

Pace Analytical Services, LLC
9800 Kincey Ave. Suite 100
Huntersville, NC 28078
(704)875-9092

ANALYTICAL RESULTS

Project: 2020-L1-2448
Pace Project No.: 92585744

Sample: RW-112 (70-72) **Lab ID: 92585744002** Collected: 02/01/22 16:30 Received: 02/02/22 12:10 Matrix: Solid

Results reported on a "dry weight" basis and are adjusted for percent moisture, sample size and any dilutions.

Parameters	Results	Units	Report Limit	MDL	DF	Prepared	Analyzed	CAS No.	Qual
8260D/5035A/5030B Volatiles	Analytical Method: EPA 8260D Preparation Method: EPA 5035A/5030B Pace Analytical Services - Charlotte								
1,1-Dichloropropene	ND	ug/kg	8.2	3.9	1	02/03/22 15:22	02/04/22 14:02	563-58-6	
cis-1,3-Dichloropropene	ND	ug/kg	8.2	2.2	1	02/03/22 15:22	02/04/22 14:02	10061-01-5	
trans-1,3-Dichloropropene	ND	ug/kg	8.2	2.8	1	02/03/22 15:22	02/04/22 14:02	10061-02-6	
Diisopropyl ether	ND	ug/kg	8.2	2.2	1	02/03/22 15:22	02/04/22 14:02	108-20-3	
Ethylbenzene	**1730**	ug/kg	8.2	3.8	1	02/03/22 15:22	02/04/22 14:02	100-41-4	
Hexachloro-1,3-butadiene	ND	ug/kg	16.3	13.3	1	02/03/22 15:22	02/04/22 14:02	87-68-3	
2-Hexanone	ND	ug/kg	81.5	7.9	1	02/03/22 15:22	02/04/22 14:02	591-78-6	
Isopropylbenzene (Cumene)	ND	ug/kg	8.2	2.8	1	02/03/22 15:22	02/04/22 14:02	98-82-8	
p-Isopropyltoluene	**220**	ug/kg	8.2	4.0	1	02/03/22 15:22	02/04/22 14:02	99-87-6	
Methylene Chloride	ND	ug/kg	32.6	22.3	1	02/03/22 15:22	02/04/22 14:02	75-09-2	
4-Methyl-2-pentanone (MIBK)	ND	ug/kg	81.5	7.9	1	02/03/22 15:22	02/04/22 14:02	108-10-1	
Methyl-tert-butyl ether	ND	ug/kg	8.2	3.0	1	02/03/22 15:22	02/04/22 14:02	1634-04-4	
Naphthalene	**395**	ug/kg	8.2	4.3	1	02/03/22 15:22	02/04/22 14:02	91-20-3	
n-Propylbenzene	**732**	ug/kg	8.2	2.9	1	02/03/22 15:22	02/04/22 14:02	103-65-1	
Styrene	ND	ug/kg	8.2	2.2	1	02/03/22 15:22	02/04/22 14:02	100-42-5	
1,1,1,2-Tetrachloroethane	ND	ug/kg	8.2	3.1	1	02/03/22 15:22	02/04/22 14:02	630-20-6	
1,1,2,2-Tetrachloroethane	ND	ug/kg	8.2	2.2	1	02/03/22 15:22	02/04/22 14:02	79-34-5	
Tetrachloroethene	ND	ug/kg	8.2	2.6	1	02/03/22 15:22	02/04/22 14:02	127-18-4	
Toluene	**3150**	ug/kg	8.2	2.3	1	02/03/22 15:22	02/04/22 14:02	108-88-3	
1,2,3-Trichlorobenzene	ND	ug/kg	8.2	6.6	1	02/03/22 15:22	02/04/22 14:02	87-61-6	
1,2,4-Trichlorobenzene	ND	ug/kg	8.2	6.8	1	02/03/22 15:22	02/04/22 14:02	120-82-1	
1,1,1-Trichloroethane	ND	ug/kg	8.2	4.2	1	02/03/22 15:22	02/04/22 14:02	71-55-6	
1,1,2-Trichloroethane	ND	ug/kg	8.2	2.7	1	02/03/22 15:22	02/04/22 14:02	79-00-5	
Trichloroethene	ND	ug/kg	8.2	2.1	1	02/03/22 15:22	02/04/22 14:02	79-01-6	
Trichlorofluoromethane	ND	ug/kg	8.2	4.5	1	02/03/22 15:22	02/04/22 14:02	75-69-4	
1,2,3-Trichloropropane	ND	ug/kg	8.2	4.1	1	02/03/22 15:22	02/04/22 14:02	96-18-4	
1,2,4-Trimethylbenzene	**4060**	ug/kg	8.2	2.2	1	02/03/22 15:22	02/04/22 14:02	95-63-6	
1,3,5-Trimethylbenzene	**1360**	ug/kg	8.2	2.7	1	02/03/22 15:22	02/04/22 14:02	108-67-8	
Vinyl acetate	ND	ug/kg	81.5	5.9	1	02/03/22 15:22	02/04/22 14:02	108-05-4	
Vinyl chloride	ND	ug/kg	16.3	4.1	1	02/03/22 15:22	02/04/22 14:02	75-01-4	v2
Xylene (Total)	**8580**	ug/kg	16.3	4.6	1	02/03/22 15:22	02/04/22 14:02	1330-20-7	
m&p-Xylene	**6260**	ug/kg	16.3	5.6	1	02/03/22 15:22	02/04/22 14:02	179601-23-1	
o-Xylene	**2330**	ug/kg	8.2	3.6	1	02/03/22 15:22	02/04/22 14:02	95-47-6	
Surrogates									
Toluene-d8 (S)	98	%	70-130		1	02/03/22 15:22	02/04/22 14:02	2037-26-5	
4-Bromofluorobenzene (S)	101	%	69-134		1	02/03/22 15:22	02/04/22 14:02	460-00-4	
1,2-Dichloroethane-d4 (S)	91	%	70-130		1	02/03/22 15:22	02/04/22 14:02	17060-07-0	
Percent Moisture	Analytical Method: SW-846 Pace Analytical Services - Charlotte								
Percent Moisture	**8.9**	%	0.10	0.10	1		02/02/22 17:50		N2

REPORT OF LABORATORY ANALYSIS

This report shall not be reproduced, except in full,
without the written consent of Pace Analytical Services, LLC.

Pace Analytical Services, LLC
9800 Kincey Ave. Suite 100
Huntersville, NC 28078
(704)875-9092

QUALITY CONTROL DATA

Project: 2020-L1-2448
Pace Project No.: 92585744

QC Batch: 676478
QC Batch Method: MADEP VPH
Analysis Method: MADEP VPH
Analysis Description: VPH NC Soil
Laboratory: Pace Analytical Services - Charlotte
Associated Lab Samples: 92585744001, 92585744002

METHOD BLANK: 3540691 Matrix: Solid
Associated Lab Samples: 92585744001, 92585744002

Parameter	Units	Blank Result	Reporting Limit	MDL	Analyzed	Qualifiers
Aliphatic (C05-C08)	mg/kg	ND	2.5	2.5	02/07/22 20:30	N2
Aromatic (C09-C10)	mg/kg	ND	2.5	2.5	02/07/22 20:30	N2
4-Bromofluorobenzene (FID) (S)	%	99	70-130		02/07/22 20:30	
4-Bromofluorobenzene (PID) (S)	%	92	70-130		02/07/22 20:30	

LABORATORY CONTROL SAMPLE & LCSD: 3540692 3540693

Parameter	Units	Spike Conc.	LCS Result	LCSD Result	LCS % Rec	LCSD % Rec	% Rec Limits	RPD	Max RPD	Qualifiers
Aliphatic (C05-C08)	mg/kg	14.9	17.4	16.3	117	110	70-130	7	25	N2
Aromatic (C09-C10)	mg/kg	5	4.8	4.6	96	94	70-130	3	25	N2
4-Bromofluorobenzene (FID) (S)	%				103	101	70-130			
4-Bromofluorobenzene (PID) (S)	%				95	94	70-130			

Results presented on this page are in the units indicated by the "Units" column except where an alternate unit is presented to the right of the result.

REPORT OF LABORATORY ANALYSIS

This report shall not be reproduced, except in full,
without the written consent of Pace Analytical Services, LLC.

Pace Analytical Services, LLC
9800 Kincey Ave. Suite 100
Huntersville, NC 28078
(704)875-9092

QUALITY CONTROL DATA

Project: 2020-L1-2448
Pace Project No.: 92585744

QC Batch: 675906
QC Batch Method: EPA 5035A/5030B
Analysis Method: EPA 8260D
Analysis Description: 8260D 5035A 5030B
Laboratory: Pace Analytical Services - Charlotte
Associated Lab Samples: 92585744001, 92585744002

METHOD BLANK: 3537782 Matrix: Solid
Associated Lab Samples: 92585744001, 92585744002

Parameter	Units	Blank Result	Reporting Limit	MDL	Analyzed	Qualifiers
1,1,1,2-Tetrachloroethane	ug/kg	ND	5.0	1.9	02/04/22 12:16	
1,1,1-Trichloroethane	ug/kg	ND	5.0	2.6	02/04/22 12:16	
1,1,2,2-Tetrachloroethane	ug/kg	ND	5.0	1.3	02/04/22 12:16	
1,1,2-Trichloroethane	ug/kg	ND	5.0	1.7	02/04/22 12:16	
1,1-Dichloroethane	ug/kg	ND	5.0	2.1	02/04/22 12:16	
1,1-Dichloroethene	ug/kg	ND	5.0	2.1	02/04/22 12:16	
1,1-Dichloropropene	ug/kg	ND	5.0	2.4	02/04/22 12:16	
1,2,3-Trichlorobenzene	ug/kg	ND	5.0	4.0	02/04/22 12:16	
1,2,3-Trichloropropane	ug/kg	ND	5.0	2.5	02/04/22 12:16	
1,2,4-Trichlorobenzene	ug/kg	ND	5.0	4.2	02/04/22 12:16	
1,2,4-Trimethylbenzene	ug/kg	ND	5.0	1.4	02/04/22 12:16	
1,2-Dibromo-3-chloropropane	ug/kg	ND	5.0	1.9	02/04/22 12:16	
1,2-Dibromoethane (EDB)	ug/kg	ND	5.0	2.2	02/04/22 12:16	
1,2-Dichlorobenzene	ug/kg	ND	5.0	1.8	02/04/22 12:16	
1,2-Dichloroethane	ug/kg	ND	5.0	3.3	02/04/22 12:16	
1,2-Dichloropropane	ug/kg	ND	5.0	1.5	02/04/22 12:16	
1,3,5-Trimethylbenzene	ug/kg	ND	5.0	1.7	02/04/22 12:16	
1,3-Dichlorobenzene	ug/kg	ND	5.0	1.6	02/04/22 12:16	
1,3-Dichloropropane	ug/kg	ND	5.0	1.6	02/04/22 12:16	
1,4-Dichlorobenzene	ug/kg	ND	5.0	1.3	02/04/22 12:16	
2,2-Dichloropropane	ug/kg	ND	5.0	1.6	02/04/22 12:16	
2-Butanone (MEK)	ug/kg	ND	100	24.0	02/04/22 12:16	
2-Chlorotoluene	ug/kg	ND	5.0	1.8	02/04/22 12:16	
2-Hexanone	ug/kg	ND	50.0	4.8	02/04/22 12:16	
4-Chlorotoluene	ug/kg	ND	5.0	0.88	02/04/22 12:16	
4-Methyl-2-pentanone (MIBK)	ug/kg	ND	50.0	4.8	02/04/22 12:16	
Acetone	ug/kg	ND	100	32.1	02/04/22 12:16	
Benzene	ug/kg	ND	5.0	2.0	02/04/22 12:16	
Bromobenzene	ug/kg	ND	5.0	1.6	02/04/22 12:16	
Bromochloromethane	ug/kg	ND	5.0	1.5	02/04/22 12:16	
Bromodichloromethane	ug/kg	ND	5.0	1.9	02/04/22 12:16	
Bromoform	ug/kg	ND	5.0	1.8	02/04/22 12:16	
Bromomethane	ug/kg	ND	10.0	7.9	02/04/22 12:16	
Carbon tetrachloride	ug/kg	ND	5.0	1.9	02/04/22 12:16	
Chlorobenzene	ug/kg	ND	5.0	0.96	02/04/22 12:16	
Chloroethane	ug/kg	ND	10.0	3.9	02/04/22 12:16	
Chloroform	ug/kg	ND	5.0	3.0	02/04/22 12:16	
Chloromethane	ug/kg	ND	10.0	4.2	02/04/22 12:16	v2
cis-1,2-Dichloroethene	ug/kg	ND	5.0	1.7	02/04/22 12:16	
cis-1,3-Dichloropropene	ug/kg	ND	5.0	1.4	02/04/22 12:16	

Results presented on this page are in the units indicated by the "Units" column except where an alternate unit is presented to the right of the result.

REPORT OF LABORATORY ANALYSIS

This report shall not be reproduced, except in full,
without the written consent of Pace Analytical Services, LLC.

Pace Analytical Services, LLC
9800 Kincey Ave. Suite 100
Huntersville, NC 28078
(704)875-9092

QUALITY CONTROL DATA

Project: 2020-L1-2448
Pace Project No.: 92585744

METHOD BLANK: 3537782 Matrix: Solid
Associated Lab Samples: 92585744001, 92585744002

Parameter	Units	Blank Result	Reporting Limit	MDL	Analyzed	Qualifiers
Dibromochloromethane	ug/kg	ND	5.0	2.8	02/04/22 12:16	
Dibromomethane	ug/kg	ND	5.0	1.1	02/04/22 12:16	
Dichlorodifluoromethane	ug/kg	ND	10.0	2.2	02/04/22 12:16	v2
Diisopropyl ether	ug/kg	ND	5.0	1.4	02/04/22 12:16	
Ethylbenzene	ug/kg	ND	5.0	2.3	02/04/22 12:16	
Hexachloro-1,3-butadiene	ug/kg	ND	10.0	8.2	02/04/22 12:16	
Isopropylbenzene (Cumene)	ug/kg	ND	5.0	1.7	02/04/22 12:16	
m&p-Xylene	ug/kg	ND	10.0	3.4	02/04/22 12:16	
Methyl-tert-butyl ether	ug/kg	ND	5.0	1.9	02/04/22 12:16	
Methylene Chloride	ug/kg	ND	20.0	13.7	02/04/22 12:16	
n-Butylbenzene	ug/kg	ND	5.0	2.4	02/04/22 12:16	
n-Propylbenzene	ug/kg	ND	5.0	1.8	02/04/22 12:16	
Naphthalene	ug/kg	ND	5.0	2.6	02/04/22 12:16	
o-Xylene	ug/kg	ND	5.0	2.2	02/04/22 12:16	
p-Isopropyltoluene	ug/kg	ND	5.0	2.5	02/04/22 12:16	
sec-Butylbenzene	ug/kg	ND	5.0	2.2	02/04/22 12:16	
Styrene	ug/kg	ND	5.0	1.3	02/04/22 12:16	
tert-Butylbenzene	ug/kg	ND	5.0	1.8	02/04/22 12:16	
Tetrachloroethene	ug/kg	ND	5.0	1.6	02/04/22 12:16	
Toluene	ug/kg	ND	5.0	1.4	02/04/22 12:16	
trans-1,2-Dichloroethene	ug/kg	ND	5.0	1.8	02/04/22 12:16	
trans-1,3-Dichloropropene	ug/kg	ND	5.0	1.7	02/04/22 12:16	
Trichloroethene	ug/kg	ND	5.0	1.3	02/04/22 12:16	
Trichlorofluoromethane	ug/kg	ND	5.0	2.8	02/04/22 12:16	
Vinyl acetate	ug/kg	ND	50.0	3.6	02/04/22 12:16	
Vinyl chloride	ug/kg	ND	10.0	2.5	02/04/22 12:16	v2
Xylene (Total)	ug/kg	ND	10.0	2.8	02/04/22 12:16	
1,2-Dichloroethane-d4 (S)	%	103	70-130		02/04/22 12:16	
4-Bromofluorobenzene (S)	%	100	69-134		02/04/22 12:16	
Toluene-d8 (S)	%	102	70-130		02/04/22 12:16	

LABORATORY CONTROL SAMPLE: 3537783

Parameter	Units	Spike Conc.	LCS Result	LCS % Rec	% Rec Limits	Qualifiers
1,1,1,2-Tetrachloroethane	ug/kg	1250	1350	108	70-130	
1,1,1-Trichloroethane	ug/kg	1250	1230	98	70-130	
1,1,2,2-Tetrachloroethane	ug/kg	1250	1360	109	70-130	
1,1,2-Trichloroethane	ug/kg	1250	1250	100	70-130	
1,1-Dichloroethane	ug/kg	1250	1320	105	70-130	
1,1-Dichloroethene	ug/kg	1250	1230	99	70-130	
1,1-Dichloropropene	ug/kg	1250	1350	108	70-130	
1,2,3-Trichlorobenzene	ug/kg	1250	1420	113	65-130	
1,2,3-Trichloropropane	ug/kg	1250	1280	103	70-130	
1,2,4-Trichlorobenzene	ug/kg	1250	1440	115	68-130	

Results presented on this page are in the units indicated by the "Units" column except where an alternate unit is presented to the right of the result.

REPORT OF LABORATORY ANALYSIS

This report shall not be reproduced, except in full,
without the written consent of Pace Analytical Services, LLC.

Pace Analytical Services, LLC
9800 Kincey Ave. Suite 100
Huntersville, NC 28078
(704)875-9092

QUALITY CONTROL DATA

Project: 2020-L1-2448
Pace Project No.: 92585744

LABORATORY CONTROL SAMPLE: 3537783

Parameter	Units	Spike Conc.	LCS Result	LCS % Rec	% Rec Limits	Qualifiers
1,2,4-Trimethylbenzene	ug/kg	1250	1410	113	70-130	
1,2-Dibromo-3-chloropropane	ug/kg	1250	1300	104	70-130	
1,2-Dibromoethane (EDB)	ug/kg	1250	1310	105	70-130	
1,2-Dichlorobenzene	ug/kg	1250	1460	117	70-130	
1,2-Dichloroethane	ug/kg	1250	1270	102	63-130	
1,2-Dichloropropane	ug/kg	1250	1260	100	70-130	
1,3,5-Trimethylbenzene	ug/kg	1250	1520	122	70-130	
1,3-Dichlorobenzene	ug/kg	1250	1430	115	70-130	
1,3-Dichloropropane	ug/kg	1250	1260	101	70-130	
1,4-Dichlorobenzene	ug/kg	1250	1540	123	70-130	
2,2-Dichloropropane	ug/kg	1250	1380	110	66-130	
2-Butanone (MEK)	ug/kg	2500	2360	94	70-130	
2-Chlorotoluene	ug/kg	1250	1540	123	70-130	
2-Hexanone	ug/kg	2500	2600	104	70-130	
4-Chlorotoluene	ug/kg	1250	1490	119	70-130	
4-Methyl-2-pentanone (MIBK)	ug/kg	2500	2640	106	70-130	
Acetone	ug/kg	2500	2240	89	69-130	
Benzene	ug/kg	1250	1280	103	70-130	
Bromobenzene	ug/kg	1250	1380	110	70-130	
Bromochloromethane	ug/kg	1250	1170	93	70-130	
Bromodichloromethane	ug/kg	1250	1400	112	69-130	
Bromoform	ug/kg	1250	1340	107	70-130	
Bromomethane	ug/kg	1250	1650	132	52-130	L1
Carbon tetrachloride	ug/kg	1250	1440	115	70-130	
Chlorobenzene	ug/kg	1250	1320	106	70-130	
Chloroethane	ug/kg	1250	1590	127	65-130	
Chloroform	ug/kg	1250	1330	107	70-130	
Chloromethane	ug/kg	1250	1160	93	55-130	v3
cis-1,2-Dichloroethene	ug/kg	1250	1170	94	70-130	
cis-1,3-Dichloropropene	ug/kg	1250	1280	102	70-130	
Dibromochloromethane	ug/kg	1250	1350	108	70-130	
Dibromomethane	ug/kg	1250	1350	108	70-130	
Dichlorodifluoromethane	ug/kg	1250	1420	114	45-156	v3
Diisopropyl ether	ug/kg	1250	1090	87	70-130	
Ethylbenzene	ug/kg	1250	1520	122	70-130	
Hexachloro-1,3-butadiene	ug/kg	1250	1470	118	66-130	
Isopropylbenzene (Cumene)	ug/kg	1250	1460	116	70-130	
m&p-Xylene	ug/kg	2500	2710	108	70-130	
Methyl-tert-butyl ether	ug/kg	1250	1250	100	70-130	
Methylene Chloride	ug/kg	1250	1300	104	65-130	
n-Butylbenzene	ug/kg	1250	1550	124	67-130	
n-Propylbenzene	ug/kg	1250	1360	109	70-130	
Naphthalene	ug/kg	1250	1370	110	70-130	
o-Xylene	ug/kg	1250	1380	110	70-130	
p-Isopropyltoluene	ug/kg	1250	1540	123	67-130	
sec-Butylbenzene	ug/kg	1250	1430	114	69-130	
Styrene	ug/kg	1250	1410	113	70-130	

Results presented on this page are in the units indicated by the "Units" column except where an alternate unit is presented to the right of the result.

REPORT OF LABORATORY ANALYSIS

This report shall not be reproduced, except in full,
without the written consent of Pace Analytical Services, LLC.

Pace Analytical Services, LLC
9800 Kincey Ave. Suite 100
Huntersville, NC 28078
(704)875-9092

QUALITY CONTROL DATA

Project: 2020-L1-2448
Pace Project No.: 92585744

LABORATORY CONTROL SAMPLE: 3537783

Parameter	Units	Spike Conc.	LCS Result	LCS % Rec	% Rec Limits	Qualifiers
tert-Butylbenzene	ug/kg	1250	1530	122	67-130	
Tetrachloroethene	ug/kg	1250	1430	114	70-130	
Toluene	ug/kg	1250	1450	116	70-130	
trans-1,2-Dichloroethene	ug/kg	1250	1170	93	70-130	
trans-1,3-Dichloropropene	ug/kg	1250	1270	101	68-130	
Trichloroethene	ug/kg	1250	1330	106	70-130	
Trichlorofluoromethane	ug/kg	1250	1230	98	70-130	
Vinyl acetate	ug/kg	2500	2840	114	70-130	
Vinyl chloride	ug/kg	1250	1360	109	61-130	v3
Xylene (Total)	ug/kg	3750	4080	109	70-130	
1,2-Dichloroethane-d4 (S)	%			84	70-130	
4-Bromofluorobenzene (S)	%			98	69-134	
Toluene-d8 (S)	%			97	70-130	

MATRIX SPIKE SAMPLE: 3537784

Parameter	Units	92585342001 Result	Spike Conc.	MS Result	MS % Rec	% Rec Limits	Qualifiers
1,1,1,2-Tetrachloroethane	ug/kg	ND	827	752	91	70-131	
1,1,1-Trichloroethane	ug/kg	ND	827	740	89	65-133	
1,1,2,2-Tetrachloroethane	ug/kg	ND	827	771	93	66-130	
1,1,2-Trichloroethane	ug/kg	ND	827	699	84	66-133	
1,1-Dichloroethane	ug/kg	ND	827	783	95	65-130	
1,1-Dichloroethene	ug/kg	ND	827	754	91	10-158	
1,1-Dichloropropene	ug/kg	ND	827	749	91	68-133	
1,2,3-Trichlorobenzene	ug/kg	ND	827	755	91	27-138	
1,2,3-Trichloropropane	ug/kg	ND	827	693	84	67-130	
1,2,4-Trichlorobenzene	ug/kg	ND	827	761	92	51-134	
1,2,4-Trimethylbenzene	ug/kg	ND	827	736	89	63-136	
1,2-Dibromo-3-chloropropane	ug/kg	ND	827	690	83	32-130	
1,2-Dibromoethane (EDB)	ug/kg	ND	827	758	92	70-130	
1,2-Dichlorobenzene	ug/kg	ND	827	799	97	69-130	
1,2-Dichloroethane	ug/kg	ND	827	726	88	59-130	
1,2-Dichloropropane	ug/kg	ND	827	717	87	70-130	
1,3,5-Trimethylbenzene	ug/kg	ND	827	827	100	65-137	
1,3-Dichlorobenzene	ug/kg	ND	827	761	92	70-130	
1,3-Dichloropropane	ug/kg	ND	827	736	89	70-130	
1,4-Dichlorobenzene	ug/kg	ND	827	765	92	68-130	
2,2-Dichloropropane	ug/kg	ND	827	619	75	32-130	
2-Butanone (MEK)	ug/kg	0.042J mg/kg	1650	1360	80	10-136	
2-Chlorotoluene	ug/kg	ND	827	819	99	69-141	
2-Hexanone	ug/kg	ND	1650	1360	82	10-144	
4-Chlorotoluene	ug/kg	ND	827	764	92	70-132	
4-Methyl-2-pentanone (MIBK)	ug/kg	ND	1650	1420	86	25-143	
Acetone	ug/kg	ND	1650	1200	73	10-130	
Benzene	ug/kg	ND	827	761	92	67-130	

Results presented on this page are in the units indicated by the "Units" column except where an alternate unit is presented to the right of the result.

REPORT OF LABORATORY ANALYSIS

This report shall not be reproduced, except in full,
without the written consent of Pace Analytical Services, LLC.

Pace Analytical Services, LLC
9800 Kincey Ave. Suite 100
Huntersville, NC 28078
(704)875-9092

QUALITY CONTROL DATA

Project: 2020-L1-2448
Pace Project No.: 92585744

MATRIX SPIKE SAMPLE: 3537784

Parameter	Units	92585342001 Result	Spike Conc.	MS Result	MS % Rec	% Rec Limits	Qualifiers
Bromobenzene	ug/kg	ND	827	771	93	70-130	
Bromochloromethane	ug/kg	ND	827	684	83	69-134	
Bromodichloromethane	ug/kg	ND	827	749	90	64-130	
Bromoform	ug/kg	ND	827	666	81	62-130	
Bromomethane	ug/kg	ND	827	483	58	20-176	
Carbon tetrachloride	ug/kg	ND	827	788	95	65-140	
Chlorobenzene	ug/kg	ND	827	758	92	70-130	
Chloroethane	ug/kg	ND	827	328	40	10-130	
Chloroform	ug/kg	ND	827	760	92	63-130	
Chloromethane	ug/kg	ND	827	737	89	58-130	v3
cis-1,2-Dichloroethene	ug/kg	ND	827	679	82	66-130	
cis-1,3-Dichloropropene	ug/kg	ND	827	683	83	67-130	
Dibromochloromethane	ug/kg	ND	827	725	88	67-130	
Dibromomethane	ug/kg	ND	827	750	91	63-131	
Dichlorodifluoromethane	ug/kg	ND	827	711	86	44-180	v3
Diisopropyl ether	ug/kg	ND	827	633	76	63-130	
Ethylbenzene	ug/kg	ND	827	843	102	66-130	
Hexachloro-1,3-butadiene	ug/kg	ND	827	738	89	64-150	
Isopropylbenzene (Cumene)	ug/kg	ND	827	813	98	69-135	
m&p-Xylene	ug/kg	ND	1650	1500	90	60-133	
Methyl-tert-butyl ether	ug/kg	ND	827	733	89	65-130	
Methylene Chloride	ug/kg	ND	827	650	79	61-130	
n-Butylbenzene	ug/kg	ND	827	728	88	65-140	
n-Propylbenzene	ug/kg	ND	827	721	87	67-140	
Naphthalene	ug/kg	ND	827	747	90	15-145	
o-Xylene	ug/kg	ND	827	769	93	66-133	
p-Isopropyltoluene	ug/kg	ND	827	789	95	56-147	
sec-Butylbenzene	ug/kg	ND	827	773	93	65-139	
Styrene	ug/kg	ND	827	758	92	70-132	
tert-Butylbenzene	ug/kg	ND	827	866	105	62-135	
Tetrachloroethene	ug/kg	ND	827	771	93	70-135	
Toluene	ug/kg	ND	827	827	100	67-130	
trans-1,2-Dichloroethene	ug/kg	ND	827	677	82	69-130	
trans-1,3-Dichloropropene	ug/kg	ND	827	652	79	62-130	
Trichloroethene	ug/kg	ND	827	774	94	70-135	
Trichlorofluoromethane	ug/kg	ND	827	440	53	10-130	
Vinyl acetate	ug/kg	ND	1650	1100	66	53-130	
Vinyl chloride	ug/kg	ND	827	716	87	61-148	v3
Xylene (Total)	ug/kg	ND	2480	2260	91	63-132	
1,2-Dichloroethane-d4 (S)	%				90	70-130	
4-Bromofluorobenzene (S)	%				98	69-134	
Toluene-d8 (S)	%				97	70-130	

Results presented on this page are in the units indicated by the "Units" column except where an alternate unit is presented to the right of the result.

REPORT OF LABORATORY ANALYSIS

This report shall not be reproduced, except in full,
without the written consent of Pace Analytical Services, LLC.

Pace Analytical Services, LLC
9800 Kincey Ave. Suite 100
Huntersville, NC 28078
(704)875-9092

QUALITY CONTROL DATA

Project: 2020-L1-2448
Pace Project No.: 92585744

SAMPLE DUPLICATE: 3537785

Parameter	Units	92585309007 Result	Dup Result	RPD	Max RPD	Qualifiers
1,1,1,2-Tetrachloroethane	ug/kg	ND	ND		30	
1,1,1-Trichloroethane	ug/kg	ND	ND		30	
1,1,2,2-Tetrachloroethane	ug/kg	ND	ND		30	
1,1,2-Trichloroethane	ug/kg	ND	ND		30	
1,1-Dichloroethane	ug/kg	ND	ND		30	
1,1-Dichloroethene	ug/kg	ND	ND		30	
1,1-Dichloropropene	ug/kg	ND	ND		30	
1,2,3-Trichlorobenzene	ug/kg	ND	ND		30	
1,2,3-Trichloropropane	ug/kg	ND	ND		30	
1,2,4-Trichlorobenzene	ug/kg	ND	ND		30	
1,2,4-Trimethylbenzene	ug/kg	ND	ND		30	
1,2-Dibromo-3-chloropropane	ug/kg	ND	ND		30	
1,2-Dibromoethane (EDB)	ug/kg	ND	ND		30	
1,2-Dichlorobenzene	ug/kg	ND	ND		30	
1,2-Dichloroethane	ug/kg	ND	ND		30	
1,2-Dichloropropane	ug/kg	ND	ND		30	
1,3,5-Trimethylbenzene	ug/kg	ND	ND		30	
1,3-Dichlorobenzene	ug/kg	ND	ND		30	
1,3-Dichloropropane	ug/kg	ND	ND		30	
1,4-Dichlorobenzene	ug/kg	ND	ND		30	
2,2-Dichloropropane	ug/kg	ND	ND		30	
2-Butanone (MEK)	ug/kg	ND	ND		30	
2-Chlorotoluene	ug/kg	ND	ND		30	
2-Hexanone	ug/kg	ND	ND		30	
4-Chlorotoluene	ug/kg	ND	ND		30	
4-Methyl-2-pentanone (MIBK)	ug/kg	ND	ND		30	
Acetone	ug/kg	ND	ND		30	
Benzene	ug/kg	ND	ND		30	
Bromobenzene	ug/kg	ND	ND		30	
Bromochloromethane	ug/kg	ND	ND		30	
Bromodichloromethane	ug/kg	ND	ND		30	
Bromoform	ug/kg	ND	ND		30	
Bromomethane	ug/kg	ND	ND		30	
Carbon tetrachloride	ug/kg	ND	ND		30	
Chlorobenzene	ug/kg	ND	ND		30	
Chloroethane	ug/kg	ND	ND		30	
Chloroform	ug/kg	ND	ND		30	
Chloromethane	ug/kg	ND	ND		30	v2
cis-1,2-Dichloroethene	ug/kg	ND	ND		30	
cis-1,3-Dichloropropene	ug/kg	ND	ND		30	
Dibromochloromethane	ug/kg	ND	ND		30	
Dibromomethane	ug/kg	ND	ND		30	
Dichlorodifluoromethane	ug/kg	ND	ND		30	v2
Diisopropyl ether	ug/kg	ND	ND		30	
Ethylbenzene	ug/kg	ND	ND		30	
Hexachloro-1,3-butadiene	ug/kg	ND	ND		30	
Isopropylbenzene (Cumene)	ug/kg	ND	ND		30	

Results presented on this page are in the units indicated by the "Units" column except where an alternate unit is presented to the right of the result.

REPORT OF LABORATORY ANALYSIS

This report shall not be reproduced, except in full,
without the written consent of Pace Analytical Services, LLC.

Pace Analytical Services, LLC
9800 Kincey Ave. Suite 100
Huntersville, NC 28078
(704)875-9092

QUALITY CONTROL DATA

Project: 2020-L1-2448
Pace Project No.: 92585744

SAMPLE DUPLICATE: 3537785

Parameter	Units	92585309007 Result	Dup Result	RPD	Max RPD	Qualifiers
m&p-Xylene	ug/kg	ND	ND		30	
Methyl-tert-butyl ether	ug/kg	ND	ND		30	
Methylene Chloride	ug/kg	ND	ND		30	
n-Butylbenzene	ug/kg	ND	ND		30	
n-Propylbenzene	ug/kg	ND	ND		30	
Naphthalene	ug/kg	ND	ND		30	
o-Xylene	ug/kg	ND	ND		30	
p-Isopropyltoluene	ug/kg	ND	ND		30	
sec-Butylbenzene	ug/kg	ND	ND		30	
Styrene	ug/kg	ND	ND		30	
tert-Butylbenzene	ug/kg	ND	ND		30	
Tetrachloroethene	ug/kg	ND	ND		30	
Toluene	ug/kg	ND	ND		30	
trans-1,2-Dichloroethene	ug/kg	ND	ND		30	
trans-1,3-Dichloropropene	ug/kg	ND	ND		30	
Trichloroethene	ug/kg	ND	ND		30	
Trichlorofluoromethane	ug/kg	ND	ND		30	
Vinyl acetate	ug/kg	ND	ND		30	
Vinyl chloride	ug/kg	ND	ND		30	v2
Xylene (Total)	ug/kg	ND	ND		30	
1,2-Dichloroethane-d4 (S)	%	97	97			
4-Bromofluorobenzene (S)	%	98	98			
Toluene-d8 (S)	%	100	98			

Results presented on this page are in the units indicated by the "Units" column except where an alternate unit is presented to the right of the result.

REPORT OF LABORATORY ANALYSIS

This report shall not be reproduced, except in full,
without the written consent of Pace Analytical Services, LLC.

Pace Analytical Services, LLC
9800 Kincey Ave. Suite 100
Huntersville, NC 28078
(704)875-9092

QUALITY CONTROL DATA

Project: 2020-L1-2448
Pace Project No.: 92585744

QC Batch: 675657
QC Batch Method: SW-846
Analysis Method: SW-846
Analysis Description: Dry Weight/Percent Moisture
Laboratory: Pace Analytical Services - Charlotte

Associated Lab Samples: 92585744001, 92585744002

SAMPLE DUPLICATE: 3536486

Parameter	Units	92585821003 Result	Dup Result	RPD	Max RPD	Qualifiers
Percent Moisture	%	24.2	24.6	2	25	N2

SAMPLE DUPLICATE: 3536487

Parameter	Units	92585744002 Result	Dup Result	RPD	Max RPD	Qualifiers
Percent Moisture	%	8.9	9.5	6	25	N2

Results presented on this page are in the units indicated by the "Units" column except where an alternate unit is presented to the right of the result.

REPORT OF LABORATORY ANALYSIS

This report shall not be reproduced, except in full,
without the written consent of Pace Analytical Services, LLC.

Pace Analytical Services, LLC
9800 Kincey Ave. Suite 100
Huntersville, NC 28078
(704)875-9092

QUALIFIERS

Project: 2020-L1-2448
Pace Project No.: 92585744

DEFINITIONS

DF - Dilution Factor, if reported, represents the factor applied to the reported data due to dilution of the sample aliquot.

ND - Not Detected at or above adjusted reporting limit.

TNTC - Too Numerous To Count

J - Estimated concentration above the adjusted method detection limit and below the adjusted reporting limit.

MDL - Adjusted Method Detection Limit.

PQL - Practical Quantitation Limit.

RL - Reporting Limit - The lowest concentration value that meets project requirements for quantitative data with known precision and bias for a specific analyte in a specific matrix.

S - Surrogate

1,2-Diphenylhydrazine decomposes to and cannot be separated from Azobenzene using Method 8270. The result for each analyte is a combined concentration.

Consistent with EPA guidelines, unrounded data are displayed and have been used to calculate % recovery and RPD values.

LCS(D) - Laboratory Control Sample (Duplicate)

MS(D) - Matrix Spike (Duplicate)

DUP - Sample Duplicate

RPD - Relative Percent Difference

NC - Not Calculable.

SG - Silica Gel - Clean-Up

U - Indicates the compound was analyzed for, but not detected.

Acid preservation may not be appropriate for 2 Chloroethylvinyl ether.

A separate vial preserved to a pH of 4-5 is recommended in SW846 Chapter 4 for the analysis of Acrolein and Acrylonitrile by EPA Method 8260.

N-Nitrosodiphenylamine decomposes and cannot be separated from Diphenylamine using Method 8270. The result reported for each analyte is a combined concentration.

Reported results are not rounded until the final step prior to reporting. Therefore, calculated parameters that are typically reported as "Total" may vary slightly from the sum of the reported component parameters.

Pace Analytical is TNI accredited. Contact your Pace PM for the current list of accredited analytes.

TNI - The NELAC Institute.

ANALYTE QUALIFIERS

L1	Analyte recovery in the laboratory control sample (LCS) was above QC limits. Results for this analyte in associated samples may be biased high.
N2	The lab does not hold NELAC/TNI accreditation for this parameter but other accreditations/certifications may apply. A complete list of accreditations/certifications is available upon request.
S2	Surrogate recovery outside laboratory control limits due to matrix interferences (confirmed by similar results from sample re-analysis).
v2	The continuing calibration verification was below the method acceptance limit. The analyte was not detected in the associated samples and the sensitivity of the instrument was verified with a reporting limit check standard.
v3	The continuing calibration verification was below the method acceptance limit. Any detection for the analyte in the associated samples may have low bias.

This report shall not be reproduced, except in full,
without the written consent of Pace Analytical Services, LLC.

Pace Analytical Services, LLC
9800 Kincey Ave. Suite 100
Huntersville, NC 28078
(704)875-9092

QUALITY CONTROL DATA CROSS REFERENCE TABLE

Project: 2020-L1-2448
Pace Project No.: 92585744

Lab ID	Sample ID	QC Batch Method	QC Batch	Analytical Method	Analytical Batch
92585744001	**RW-112 (38-40)**	MADEP VPH	676478	MADEP VPH	676509
92585744002	**RW-112 (70-72)**	MADEP VPH	676478	MADEP VPH	676509
92585744001	**RW-112 (38-40)**	EPA 5035A/5030B	675906	EPA 8260D	676064
92585744002	**RW-112 (70-72)**	EPA 5035A/5030B	675906	EPA 8260D	676064
92585744001	**RW-112 (38-40)**	SW-846	675657		
92585744002	**RW-112 (70-72)**	SW-846	675657		

This report shall not be reproduced, except in full,
without the written consent of Pace Analytical Services, LLC.

CHAIN-OF-CUSTODY Analytical Request Document

Pace Analytical

Chain-of-Custody is a LEGAL DOCUMENT - Complete all relevent fields

LAB **WO# : 92585744**

92585744

r Number or

Y

Company: Apex Companies	Billing Information:
Address: 5900 North Woods Brvs. Pkwy, Ste 0	
Report To: Andrew Street	Email To: andrew.street@apexcos.com
Copy To: tom.pawmann@apexcos.com	Site Collection Info/Address: Huntersville-Concord Rd
Customer Project Name/Number:	State: NC County/City: Meck./Huntersville Time Zone Collected: [ ] PT [ ] MT [ ] CT [✓] ET
Phone: Email:	Site/Facility ID #: CPC Huntersville
Collected By (print): Kyle Zigler	Purchase Order #: Quote #: 2020-LI-2248
Collected By (signature):	Turnaround Date Required: Standard TAT
Sample Disposal: [✓] Dispose as appropriate [ ] Return [ ] Archive: [ ] Hold:	Rush: [ ] Same Day [ ] Next Day [ ] 2 Day [ ] 3 Day [ ] 4 Day [ ] 5 Day (Expedite Charges Apply)
	Compliance Monitoring? [ ] Yes [ ] No
	DW PWS ID #: DW Location Code:
	Immediately Packed on Ice: [✓] Yes [ ] No
	Field Filtered (if applicable): [ ] Yes [ ] No Analysis:

Container Preservative Type **: 6 6

Lab Project Manager:

** Preservative Types: (1) nitric acid, (2) sulfuric acid, (3) hydrochloric acid, (4) sodium hydroxide, (5) zinc acetate, (6) methanol, (7) sodium bisulfate, (8) sodium thiosulfate, (9) hexane, (A) ascorbic acid, (B) ammonium sulfate, (C) ammonium hydroxide, (D) TSP, (U) Unpreserved, (O) Other _____

* Matrix Codes (Insert in Matrix box below): Drinking Water (DW), Ground Water (GW), Wastewater (WW), Product (P), Soil/Solid (SL), Oil (OL), Wipe (WP), Air (AR), Tissue (TS), Bioassay (B), Vapor (V), Other (OT)

Customer Sample ID	Matrix *	Comp / Grab	Collected (or Composite Start) Date	Collected (or Composite Start) Time	Composite End Date	Composite End Time	Res Cl	# of Ctns	Analyses: MADEP VPH	Analyses: VOCs by 8260D	Lab Profile/Line: Lab Sample # / Comments:
RW-112 (38-40)	SL	Grab	1-31-22	1650	/	/	/	3	X	X	001
RW-112 (70-72)	SL	Grab	2-1-22	1630	/	/	/	3	X	X	002

Lab Sample Receipt Checklist:

Custody Seals Present/Intact	Y	N	NA
Custody Signatures Present	Y	N	NA
Collector Signature Present	Y	N	NA
Bottles Intact	Y	N	NA
Correct Bottles	Y	N	NA
Sufficient Volume	Y	N	NA
Samples Received on Ice	Y	N	NA
VOA - Headspace Acceptable	Y	N	NA
USDA Regulated Soils	Y	N	NA
Samples in Holding Time	Y	N	NA
Residual Chlorine Present	Y	N	NA
Cl Strips:			
Sample pH Acceptable	Y	N	NA
pH Strips:			
Sulfide Present	Y	N	NA
Lead Acetate Strips:			

LAB USE ONLY

92585744

Customer Remarks / Special Conditions / Possible Hazards:

Type of Ice Used: (Wet) Blue Dry None

Packing Material Used: foam

Radchem sample(s) screened (<500 cpm): Y N (NA)

SHORT HOLDS PRESENT (<72 hours): Y (N) N/A

Lab Tracking #: 2632559

Samples received via: FEDEX UPS (Client) Courier Pace Courier

Lab Sample Temperature Info:

Temp Blank Received: Y N (NA)

Therm ID#: 92700614

Cooler 1 Temp Upon Receipt: 2.4 oC

Cooler 1 Therm Corr. Factor: 0 oC

Cooler 1 Corrected Temp: 2.4 oC

Comments:

Relinquished by/Company: (Signature)	Date/Time:	Received by/Company: (Signature)	Date/Time:
Kyle Zigler / Apex	1-31-22 / 1715	[signature] / Apex	1-31-22 / 1715
[signature] / Apex	2/2/22 / 1210	JB Pace MVL	2/2/22 1210

MTJL LAB USE ONLY

Table #:

Acctnum:

Template:

Prelogin:

PM:

PB:

Trip Blank Received: Y N (NA)

HCL MeOH TSP Other

Non Conformance(s): YES / (NO)

Page: 1 of: 1

***Check mark top half of box if pH and/or dechlorination is verified and within the acceptance range for preservation samples.**

Exceptions: VOA, Coliform, TOC, Oil and Grease, DRO/8015 (water) DOC, LLHg

****Bottom half of box is to list number of bottles**

Project # WO# : 92585744

PM: AMB Due Date: 02/09/22

CLIENT: 92-APEX MOOR

Item#	BP4U-125 mL Plastic Unpreserved (N/A) (Cl-)	BP3U-250 mL Plastic Unpreserved (N/A)	BP2U-500 mL Plastic Unpreserved (N/A)	BP1U-1 liter Plastic Unpreserved (N/A)	BP4S-125 mL Plastic H2SO4 (pH < 2) (Cl-)	BP3N-250 mL plastic HNO3 (pH < 2)	BP4Z-125 mL Plastic ZN Acetate & NaOH (>9)	BP4B-125 mL Plastic NaOH (pH > 12) (Cl-)	WGFU-Wide-mouthed Glass jar Unpreserved	AG1U-1 liter Amber Unpreserved (N/A) (Cl-)	AG1H-1 liter Amber HCl (pH < 2)	AG3U-250 mL Amber Unpreserved (N/A) (Cl-)	AG1S-1 liter Amber H2SO4 (pH < 2)	AG3S-250 mL Amber H2SO4 (pH < 2)	AG3A(DG3A)-250 mL Amber NH4Cl (N/A)(Cl-)	DG9H-40 mL VOA HCl (N/A)	VG9T-40 mL VOA Na2S2O3 (N/A)	VG9U-40 mL VOA Unpreserved (N/A)	DG9P-40 mL VOA H3PO4 (N/A)	VOAK (3 vials per kit)-5035 kit (N/A)	V/GK (3 vials per kit)-VPH/Gas kit (N/A)	SP5T-125 mL Sterile Plastic (N/A – lab)	SP2T-250 mL Sterile Plastic (N/A – lab)		BP3A-250 mL Plastic (NH2)2SO4 (9.3-9.7)	AG0U-100 mL Amber Unpreserved vials (N/A)	VSGU-20 mL Scintillation vials (N/A)	DG9U-40 mL Amber Unpreserved vials (N/A)
1	\				\	\	\	\			\		\	\	\							3			\	\			
2	\				\	\	\	\			\		\	\	\							3			\	\			
3	\				\	\	\	\			\		\	\	\										\	\			
4	\				\	\	\	\			\		\	\	\										\	\			
5	\				\	\	\	\			\		\	\	\										\	\			
6	\				\	\	\	\			\		\	\	\										\	\			
7	\				\	\	\	\			\		\	\	\										\	\			
8	\				\	\	\	\			\		\	\	\										\	\			
9	\				\	\	\	\			\		\	\	\										\	\			
10	\				\	\	\	\			\		\	\	\										\	\			
11	\				\	\	\	\			\		\	\	\										\	\			
12	\				\	\	\	\			\		\	\	\										\	\			

pH Adjustment Log for Preserved Samples

Sample ID	Type of Preservative	pH upon receipt	Date preservation adjusted	Time preservation adjusted	Amount of Preservative added	Lot #

Note: Whenever there is a discrepancy affecting North Carolina compliance samples, a copy of this form will be sent to the North Carolina DEHNR Certification Office (i.e. Out of hold, incorrect preservative, out of temp, incorrect containers.

Pace Analytical Services, LLC
9800 Kincey Ave. Suite 100
Huntersville, NC 28078
(704)875-9092

February 14, 2022

Andrew Street
Apex Companies - NC
5900 Northwoods Business Pkwy
Suite 5900-0
Charlotte, NC 28269

RE: Project: 2020-L1-2448 Incident
Pace Project No.: 92586236

Dear Andrew Street:

Enclosed are the analytical results for sample(s) received by the laboratory on February 04, 2022. The results relate only to the samples included in this report. Results reported herein conform to the applicable TNI/NELAC Standards and the laboratory's Quality Manual, where applicable, unless otherwise noted in the body of the report.

The test results provided in this final report were generated by each of the following laboratories within the Pace Network:

- Pace Analytical Services - Charlotte

If you have any questions concerning this report, please feel free to contact me.

Sincerely,

Angela M. Baioni

Angela Baioni
angela.baioni@pacelabs.com
(704)875-9092
Project Manager

Enclosures

cc: J Culbreath, Colonial Pipeline Company
Naomi Fretz, APEX Companies, LLC
Robert Hughes, Colonial Pipeline
Cameron Lee, Montrose-EPS
Jamie Moran, APEX Companies, LLC
Jeff Morrison, Colonial Pipeline Company
Tom Naumann, APEX Companies - NC
Joe Nicolette, Montrose-EPS
Kaitlyn Nootens, Apex Companies
Christopher Schultz, Apex Companies
Matt Teixeira, Apex Companies, LLC
Michael Verdon, Colonial Pipeline Company
JM Wyatt, Colonial Pipeline Company

REPORT OF LABORATORY ANALYSIS

This report shall not be reproduced, except in full,
without the written consent of Pace Analytical Services, LLC.

Pace Analytical Services, LLC
9800 Kincey Ave. Suite 100
Huntersville, NC 28078
(704)875-9092

CERTIFICATIONS

Project: 2020-L1-2448 Incident
Pace Project No.: 92586236

Pace Analytical Services Charlotte

South Carolina Laboratory ID: 99006
9800 Kincey Ave. Ste 100, Huntersville, NC 28078
North Carolina Drinking Water Certification #: 37706
North Carolina Field Services Certification #: 5342
North Carolina Wastewater Certification #: 12
South Carolina Laboratory ID: 99006
South Carolina Certification #: 99006001
South Carolina Drinking Water Cert. #: 99006003
Florida/NELAP Certification #: E87627
Kentucky UST Certification #: 84
Louisiana DoH Drinking Water #: LA029
Virginia/VELAP Certification #: 460221

This report shall not be reproduced, except in full,
without the written consent of Pace Analytical Services, LLC.

Pace Analytical Services, LLC
9800 Kincey Ave. Suite 100
Huntersville, NC 28078
(704)875-9092

SAMPLE SUMMARY

Project: 2020-L1-2448 Incident
Pace Project No.: 92586236

Lab ID	Sample ID	Matrix	Date Collected	Date Received
92586236001	**MW07R (52-54)**	Solid	02/03/22 15:15	02/04/22 09:15

This report shall not be reproduced, except in full,
without the written consent of Pace Analytical Services, LLC.

Pace Analytical Services, LLC
9800 Kincey Ave. Suite 100
Huntersville, NC 28078
(704)875-9092

SAMPLE ANALYTE COUNT

Project: 2020-L1-2448 Incident
Pace Project No.: 92586236

Lab ID	Sample ID	Method	Analysts	Analytes Reported	Laboratory
92586236001	**MW07R (52-54)**	MADEP VPH	MAD	6	PASI-C
		EPA 8260D	SAS	70	PASI-C
		SW-846	KDF	1	PASI-C

PASI-C = Pace Analytical Services - Charlotte

This report shall not be reproduced, except in full,
without the written consent of Pace Analytical Services, LLC.

Pace Analytical Services, LLC
9800 Kincey Ave. Suite 100
Huntersville, NC 28078
(704)875-9092

ANALYTICAL RESULTS

Project: 2020-L1-2448 Incident
Pace Project No.: 92586236

Sample: MW07R (52-54) **Lab ID: 92586236001** Collected: 02/03/22 15:15 Received: 02/04/22 09:15 Matrix: Solid

Results reported on a "dry weight" basis and are adjusted for percent moisture, sample size and any dilutions.

Parameters	Results	Units	Report Limit	MDL	DF	Prepared	Analyzed	CAS No.	Qual
VPH NC Soil	Analytical Method: MADEP VPH Preparation Method: MADEP VPH Pace Analytical Services - Charlotte								
Total VPH (C5-C12)	ND	mg/kg	3.4	3.4	1	02/08/22 17:17	02/08/22 21:09		N2
Aliphatic (C05-C08)	ND	mg/kg	3.4	3.4	1	02/08/22 17:17	02/08/22 21:09		N2
Aliphatic(C09-C12) Adjusted	ND	mg/kg	3.4	3.4	1	02/08/22 17:17	02/08/22 21:09		N2
Aromatic (C09-C10)	ND	mg/kg	3.4	3.4	1	02/08/22 17:17	02/08/22 21:09		N2
Surrogates									
4-Bromofluorobenzene (FID) (S)	90	%	70-130		1	02/08/22 17:17	02/08/22 21:09	460-00-4	
4-Bromofluorobenzene (PID) (S)	83	%	70-130		1	02/08/22 17:17	02/08/22 21:09	460-00-4	
8260D/5035A/5030B Volatiles	Analytical Method: EPA 8260D Preparation Method: EPA 5035A/5030B Pace Analytical Services - Charlotte								
Acetone	ND	ug/kg	143	45.8	1	02/08/22 21:15	02/10/22 13:02	67-64-1	
Benzene	ND	ug/kg	7.1	2.8	1	02/08/22 21:15	02/10/22 13:02	71-43-2	
Bromobenzene	ND	ug/kg	7.1	2.3	1	02/08/22 21:15	02/10/22 13:02	108-86-1	
Bromochloromethane	ND	ug/kg	7.1	2.1	1	02/08/22 21:15	02/10/22 13:02	74-97-5	
Bromodichloromethane	ND	ug/kg	7.1	2.8	1	02/08/22 21:15	02/10/22 13:02	75-27-4	
Bromoform	ND	ug/kg	7.1	2.5	1	02/08/22 21:15	02/10/22 13:02	75-25-2	
Bromomethane	ND	ug/kg	14.3	11.3	1	02/08/22 21:15	02/10/22 13:02	74-83-9	
2-Butanone (MEK)	ND	ug/kg	143	34.3	1	02/08/22 21:15	02/10/22 13:02	78-93-3	
n-Butylbenzene	ND	ug/kg	7.1	3.4	1	02/08/22 21:15	02/10/22 13:02	104-51-8	
sec-Butylbenzene	ND	ug/kg	7.1	3.1	1	02/08/22 21:15	02/10/22 13:02	135-98-8	
tert-Butylbenzene	ND	ug/kg	7.1	2.5	1	02/08/22 21:15	02/10/22 13:02	98-06-6	
Carbon tetrachloride	ND	ug/kg	7.1	2.7	1	02/08/22 21:15	02/10/22 13:02	56-23-5	
Chlorobenzene	ND	ug/kg	7.1	1.4	1	02/08/22 21:15	02/10/22 13:02	108-90-7	
Chloroethane	ND	ug/kg	14.3	5.5	1	02/08/22 21:15	02/10/22 13:02	75-00-3	
Chloroform	ND	ug/kg	7.1	4.3	1	02/08/22 21:15	02/10/22 13:02	67-66-3	
Chloromethane	ND	ug/kg	14.3	6.0	1	02/08/22 21:15	02/10/22 13:02	74-87-3	
2-Chlorotoluene	ND	ug/kg	7.1	2.5	1	02/08/22 21:15	02/10/22 13:02	95-49-8	
4-Chlorotoluene	ND	ug/kg	7.1	1.3	1	02/08/22 21:15	02/10/22 13:02	106-43-4	
1,2-Dibromo-3-chloropropane	ND	ug/kg	7.1	2.8	1	02/08/22 21:15	02/10/22 13:02	96-12-8	
Dibromochloromethane	ND	ug/kg	7.1	4.0	1	02/08/22 21:15	02/10/22 13:02	124-48-1	
1,2-Dibromoethane (EDB)	ND	ug/kg	7.1	3.1	1	02/08/22 21:15	02/10/22 13:02	106-93-4	
Dibromomethane	ND	ug/kg	7.1	1.5	1	02/08/22 21:15	02/10/22 13:02	74-95-3	
1,2-Dichlorobenzene	ND	ug/kg	7.1	2.6	1	02/08/22 21:15	02/10/22 13:02	95-50-1	
1,3-Dichlorobenzene	ND	ug/kg	7.1	2.2	1	02/08/22 21:15	02/10/22 13:02	541-73-1	
1,4-Dichlorobenzene	ND	ug/kg	7.1	1.9	1	02/08/22 21:15	02/10/22 13:02	106-46-7	
Dichlorodifluoromethane	ND	ug/kg	14.3	3.1	1	02/08/22 21:15	02/10/22 13:02	75-71-8	
1,1-Dichloroethane	ND	ug/kg	7.1	2.9	1	02/08/22 21:15	02/10/22 13:02	75-34-3	
1,2-Dichloroethane	ND	ug/kg	7.1	4.7	1	02/08/22 21:15	02/10/22 13:02	107-06-2	
1,1-Dichloroethene	ND	ug/kg	7.1	2.9	1	02/08/22 21:15	02/10/22 13:02	75-35-4	
cis-1,2-Dichloroethene	ND	ug/kg	7.1	2.4	1	02/08/22 21:15	02/10/22 13:02	156-59-2	
trans-1,2-Dichloroethene	ND	ug/kg	7.1	2.5	1	02/08/22 21:15	02/10/22 13:02	156-60-5	
1,2-Dichloropropane	ND	ug/kg	7.1	2.1	1	02/08/22 21:15	02/10/22 13:02	78-87-5	
1,3-Dichloropropane	ND	ug/kg	7.1	2.2	1	02/08/22 21:15	02/10/22 13:02	142-28-9	
2,2-Dichloropropane	ND	ug/kg	7.1	2.3	1	02/08/22 21:15	02/10/22 13:02	594-20-7	

REPORT OF LABORATORY ANALYSIS

This report shall not be reproduced, except in full,
without the written consent of Pace Analytical Services, LLC.

Pace Analytical Services, LLC
9800 Kincey Ave. Suite 100
Huntersville, NC 28078
(704)875-9092

ANALYTICAL RESULTS

Project: 2020-L1-2448 Incident
Pace Project No.: 92586236

Sample: MW07R (52-54) **Lab ID: 92586236001** Collected: 02/03/22 15:15 Received: 02/04/22 09:15 Matrix: Solid

Results reported on a "dry weight" basis and are adjusted for percent moisture, sample size and any dilutions.

Parameters	Results	Units	Report Limit	MDL	DF	Prepared	Analyzed	CAS No.	Qual
8260D/5035A/5030B Volatiles	Analytical Method: EPA 8260D Preparation Method: EPA 5035A/5030B Pace Analytical Services - Charlotte								
1,1-Dichloropropene	ND	ug/kg	7.1	3.4	1	02/08/22 21:15	02/10/22 13:02	563-58-6	
cis-1,3-Dichloropropene	ND	ug/kg	7.1	1.9	1	02/08/22 21:15	02/10/22 13:02	10061-01-5	
trans-1,3-Dichloropropene	ND	ug/kg	7.1	2.5	1	02/08/22 21:15	02/10/22 13:02	10061-02-6	
Diisopropyl ether	ND	ug/kg	7.1	1.9	1	02/08/22 21:15	02/10/22 13:02	108-20-3	
Ethylbenzene	ND	ug/kg	7.1	3.3	1	02/08/22 21:15	02/10/22 13:02	100-41-4	
Hexachloro-1,3-butadiene	ND	ug/kg	14.3	11.7	1	02/08/22 21:15	02/10/22 13:02	87-68-3	
2-Hexanone	ND	ug/kg	71.4	6.9	1	02/08/22 21:15	02/10/22 13:02	591-78-6	
Isopropylbenzene (Cumene)	ND	ug/kg	7.1	2.4	1	02/08/22 21:15	02/10/22 13:02	98-82-8	
p-Isopropyltoluene	ND	ug/kg	7.1	3.5	1	02/08/22 21:15	02/10/22 13:02	99-87-6	
Methylene Chloride	ND	ug/kg	28.5	19.6	1	02/08/22 21:15	02/10/22 13:02	75-09-2	
4-Methyl-2-pentanone (MIBK)	ND	ug/kg	71.4	6.9	1	02/08/22 21:15	02/10/22 13:02	108-10-1	
Methyl-tert-butyl ether	ND	ug/kg	7.1	2.7	1	02/08/22 21:15	02/10/22 13:02	1634-04-4	
Naphthalene	ND	ug/kg	7.1	3.8	1	02/08/22 21:15	02/10/22 13:02	91-20-3	
n-Propylbenzene	ND	ug/kg	7.1	2.5	1	02/08/22 21:15	02/10/22 13:02	103-65-1	
Styrene	ND	ug/kg	7.1	1.9	1	02/08/22 21:15	02/10/22 13:02	100-42-5	
1,1,1,2-Tetrachloroethane	ND	ug/kg	7.1	2.7	1	02/08/22 21:15	02/10/22 13:02	630-20-6	
1,1,2,2-Tetrachloroethane	ND	ug/kg	7.1	1.9	1	02/08/22 21:15	02/10/22 13:02	79-34-5	
Tetrachloroethene	ND	ug/kg	7.1	2.3	1	02/08/22 21:15	02/10/22 13:02	127-18-4	
Toluene	ND	ug/kg	7.1	2.0	1	02/08/22 21:15	02/10/22 13:02	108-88-3	
1,2,3-Trichlorobenzene	ND	ug/kg	7.1	5.8	1	02/08/22 21:15	02/10/22 13:02	87-61-6	
1,2,4-Trichlorobenzene	ND	ug/kg	7.1	6.0	1	02/08/22 21:15	02/10/22 13:02	120-82-1	
1,1,1-Trichloroethane	ND	ug/kg	7.1	3.7	1	02/08/22 21:15	02/10/22 13:02	71-55-6	
1,1,2-Trichloroethane	ND	ug/kg	7.1	2.4	1	02/08/22 21:15	02/10/22 13:02	79-00-5	
Trichloroethene	ND	ug/kg	7.1	1.8	1	02/08/22 21:15	02/10/22 13:02	79-01-6	
Trichlorofluoromethane	ND	ug/kg	7.1	3.9	1	02/08/22 21:15	02/10/22 13:02	75-69-4	
1,2,3-Trichloropropane	ND	ug/kg	7.1	3.6	1	02/08/22 21:15	02/10/22 13:02	96-18-4	
1,2,4-Trimethylbenzene	ND	ug/kg	7.1	2.0	1	02/08/22 21:15	02/10/22 13:02	95-63-6	
1,3,5-Trimethylbenzene	ND	ug/kg	7.1	2.4	1	02/08/22 21:15	02/10/22 13:02	108-67-8	
Vinyl acetate	ND	ug/kg	71.4	5.2	1	02/08/22 21:15	02/10/22 13:02	108-05-4	
Vinyl chloride	ND	ug/kg	14.3	3.6	1	02/08/22 21:15	02/10/22 13:02	75-01-4	
Xylene (Total)	**6.4J**	ug/kg	14.3	4.1	1	02/08/22 21:15	02/10/22 13:02	1330-20-7	
m&p-Xylene	**6.4J**	ug/kg	14.3	4.9	1	02/08/22 21:15	02/10/22 13:02	179601-23-1	
o-Xylene	ND	ug/kg	7.1	3.2	1	02/08/22 21:15	02/10/22 13:02	95-47-6	
Surrogates									
Toluene-d8 (S)	99	%	70-130		1	02/08/22 21:15	02/10/22 13:02	2037-26-5	
4-Bromofluorobenzene (S)	99	%	69-134		1	02/08/22 21:15	02/10/22 13:02	460-00-4	
1,2-Dichloroethane-d4 (S)	98	%	70-130		1	02/08/22 21:15	02/10/22 13:02	17060-07-0	
Percent Moisture	Analytical Method: SW-846 Pace Analytical Services - Charlotte								
Percent Moisture	**16.2**	%	0.10	0.10	1		02/04/22 15:27		N2

REPORT OF LABORATORY ANALYSIS

This report shall not be reproduced, except in full,
without the written consent of Pace Analytical Services, LLC.

Pace Analytical Services, LLC
9800 Kincey Ave. Suite 100
Huntersville, NC 28078
(704)875-9092

QUALITY CONTROL DATA

Project: 2020-L1-2448 Incident
Pace Project No.: 92586236

QC Batch: 676868
QC Batch Method: MADEP VPH
Analysis Method: MADEP VPH
Analysis Description: VPH NC Soil
Laboratory: Pace Analytical Services - Charlotte
Associated Lab Samples: 92586236001

METHOD BLANK: 3542784 Matrix: Solid
Associated Lab Samples: 92586236001

Parameter	Units	Blank Result	Reporting Limit	MDL	Analyzed	Qualifiers
Aliphatic (C05-C08)	mg/kg	ND	2.5	2.5	02/08/22 20:38	N2
Aromatic (C09-C10)	mg/kg	ND	2.5	2.5	02/08/22 20:38	N2
4-Bromofluorobenzene (FID) (S)	%	98	70-130		02/08/22 20:38	
4-Bromofluorobenzene (PID) (S)	%	90	70-130		02/08/22 20:38	

LABORATORY CONTROL SAMPLE & LCSD: 3542785 3542786

Parameter	Units	Spike Conc.	LCS Result	LCSD Result	LCS % Rec	LCSD % Rec	% Rec Limits	RPD	Max RPD	Qualifiers
Aliphatic (C05-C08)	mg/kg	14.9	16.9	16.2	114	109	70-130	4	25	N2
Aromatic (C09-C10)	mg/kg	5	4.6	4.6	93	93	70-130	0	25	N2
4-Bromofluorobenzene (FID) (S)	%				100	99	70-130			
4-Bromofluorobenzene (PID) (S)	%				91	90	70-130			

Results presented on this page are in the units indicated by the "Units" column except where an alternate unit is presented to the right of the result.

REPORT OF LABORATORY ANALYSIS

This report shall not be reproduced, except in full,
without the written consent of Pace Analytical Services, LLC.

Pace Analytical Services, LLC
9800 Kincey Ave. Suite 100
Huntersville, NC 28078
(704)875-9092

QUALITY CONTROL DATA

Project: 2020-L1-2448 Incident
Pace Project No.: 92586236

QC Batch: 676891
QC Batch Method: EPA 5035A/5030B
Analysis Method: EPA 8260D
Analysis Description: 8260D 5035A 5030B
Laboratory: Pace Analytical Services - Charlotte

Associated Lab Samples: 92586236001

METHOD BLANK: 3542908 Matrix: Solid
Associated Lab Samples: 92586236001

Parameter	Units	Blank Result	Reporting Limit	MDL	Analyzed	Qualifiers
1,1,1,2-Tetrachloroethane	ug/kg	ND	5.0	1.9	02/10/22 09:55	
1,1,1-Trichloroethane	ug/kg	ND	5.0	2.6	02/10/22 09:55	
1,1,2,2-Tetrachloroethane	ug/kg	ND	5.0	1.3	02/10/22 09:55	
1,1,2-Trichloroethane	ug/kg	ND	5.0	1.7	02/10/22 09:55	
1,1-Dichloroethane	ug/kg	ND	5.0	2.1	02/10/22 09:55	
1,1-Dichloroethene	ug/kg	ND	5.0	2.1	02/10/22 09:55	
1,1-Dichloropropene	ug/kg	ND	5.0	2.4	02/10/22 09:55	
1,2,3-Trichlorobenzene	ug/kg	ND	5.0	4.0	02/10/22 09:55	
1,2,3-Trichloropropane	ug/kg	ND	5.0	2.5	02/10/22 09:55	
1,2,4-Trichlorobenzene	ug/kg	ND	5.0	4.2	02/10/22 09:55	
1,2,4-Trimethylbenzene	ug/kg	ND	5.0	1.4	02/10/22 09:55	
1,2-Dibromo-3-chloropropane	ug/kg	ND	5.0	1.9	02/10/22 09:55	
1,2-Dibromoethane (EDB)	ug/kg	ND	5.0	2.2	02/10/22 09:55	
1,2-Dichlorobenzene	ug/kg	ND	5.0	1.8	02/10/22 09:55	
1,2-Dichloroethane	ug/kg	ND	5.0	3.3	02/10/22 09:55	
1,2-Dichloropropane	ug/kg	ND	5.0	1.5	02/10/22 09:55	
1,3,5-Trimethylbenzene	ug/kg	ND	5.0	1.7	02/10/22 09:55	
1,3-Dichlorobenzene	ug/kg	ND	5.0	1.6	02/10/22 09:55	
1,3-Dichloropropane	ug/kg	ND	5.0	1.6	02/10/22 09:55	
1,4-Dichlorobenzene	ug/kg	ND	5.0	1.3	02/10/22 09:55	
2,2-Dichloropropane	ug/kg	ND	5.0	1.6	02/10/22 09:55	
2-Butanone (MEK)	ug/kg	ND	100	24.0	02/10/22 09:55	
2-Chlorotoluene	ug/kg	ND	5.0	1.8	02/10/22 09:55	
2-Hexanone	ug/kg	ND	50.0	4.8	02/10/22 09:55	
4-Chlorotoluene	ug/kg	ND	5.0	0.88	02/10/22 09:55	
4-Methyl-2-pentanone (MIBK)	ug/kg	ND	50.0	4.8	02/10/22 09:55	
Acetone	ug/kg	ND	100	32.1	02/10/22 09:55	
Benzene	ug/kg	ND	5.0	2.0	02/10/22 09:55	
Bromobenzene	ug/kg	ND	5.0	1.6	02/10/22 09:55	
Bromochloromethane	ug/kg	ND	5.0	1.5	02/10/22 09:55	
Bromodichloromethane	ug/kg	ND	5.0	1.9	02/10/22 09:55	
Bromoform	ug/kg	ND	5.0	1.8	02/10/22 09:55	
Bromomethane	ug/kg	ND	10.0	7.9	02/10/22 09:55	
Carbon tetrachloride	ug/kg	ND	5.0	1.9	02/10/22 09:55	
Chlorobenzene	ug/kg	ND	5.0	0.96	02/10/22 09:55	
Chloroethane	ug/kg	ND	10.0	3.9	02/10/22 09:55	
Chloroform	ug/kg	ND	5.0	3.0	02/10/22 09:55	
Chloromethane	ug/kg	ND	10.0	4.2	02/10/22 09:55	
cis-1,2-Dichloroethene	ug/kg	ND	5.0	1.7	02/10/22 09:55	
cis-1,3-Dichloropropene	ug/kg	ND	5.0	1.4	02/10/22 09:55	

Results presented on this page are in the units indicated by the "Units" column except where an alternate unit is presented to the right of the result.

REPORT OF LABORATORY ANALYSIS

This report shall not be reproduced, except in full,
without the written consent of Pace Analytical Services, LLC.

Pace Analytical Services, LLC
9800 Kincey Ave. Suite 100
Huntersville, NC 28078
(704)875-9092

QUALITY CONTROL DATA

Project: 2020-L1-2448 Incident
Pace Project No.: 92586236

METHOD BLANK: 3542908 Matrix: Solid
Associated Lab Samples: 92586236001

Parameter	Units	Blank Result	Reporting Limit	MDL	Analyzed	Qualifiers
Dibromochloromethane	ug/kg	ND	5.0	2.8	02/10/22 09:55	
Dibromomethane	ug/kg	ND	5.0	1.1	02/10/22 09:55	
Dichlorodifluoromethane	ug/kg	ND	10.0	2.2	02/10/22 09:55	
Diisopropyl ether	ug/kg	ND	5.0	1.4	02/10/22 09:55	
Ethylbenzene	ug/kg	ND	5.0	2.3	02/10/22 09:55	
Hexachloro-1,3-butadiene	ug/kg	ND	10.0	8.2	02/10/22 09:55	
Isopropylbenzene (Cumene)	ug/kg	ND	5.0	1.7	02/10/22 09:55	
m&p-Xylene	ug/kg	ND	10.0	3.4	02/10/22 09:55	
Methyl-tert-butyl ether	ug/kg	ND	5.0	1.9	02/10/22 09:55	
Methylene Chloride	ug/kg	ND	20.0	13.7	02/10/22 09:55	
n-Butylbenzene	ug/kg	ND	5.0	2.4	02/10/22 09:55	
n-Propylbenzene	ug/kg	ND	5.0	1.8	02/10/22 09:55	
Naphthalene	ug/kg	ND	5.0	2.6	02/10/22 09:55	
o-Xylene	ug/kg	ND	5.0	2.2	02/10/22 09:55	
p-Isopropyltoluene	ug/kg	ND	5.0	2.5	02/10/22 09:55	
sec-Butylbenzene	ug/kg	ND	5.0	2.2	02/10/22 09:55	
Styrene	ug/kg	ND	5.0	1.3	02/10/22 09:55	
tert-Butylbenzene	ug/kg	ND	5.0	1.8	02/10/22 09:55	
Tetrachloroethene	ug/kg	ND	5.0	1.6	02/10/22 09:55	
Toluene	ug/kg	ND	5.0	1.4	02/10/22 09:55	
trans-1,2-Dichloroethene	ug/kg	ND	5.0	1.8	02/10/22 09:55	
trans-1,3-Dichloropropene	ug/kg	ND	5.0	1.7	02/10/22 09:55	
Trichloroethene	ug/kg	ND	5.0	1.3	02/10/22 09:55	
Trichlorofluoromethane	ug/kg	ND	5.0	2.8	02/10/22 09:55	
Vinyl acetate	ug/kg	ND	50.0	3.6	02/10/22 09:55	
Vinyl chloride	ug/kg	ND	10.0	2.5	02/10/22 09:55	
Xylene (Total)	ug/kg	ND	10.0	2.8	02/10/22 09:55	
1,2-Dichloroethane-d4 (S)	%	97	70-130		02/10/22 09:55	
4-Bromofluorobenzene (S)	%	99	69-134		02/10/22 09:55	
Toluene-d8 (S)	%	98	70-130		02/10/22 09:55	

LABORATORY CONTROL SAMPLE: 3542909

Parameter	Units	Spike Conc.	LCS Result	LCS % Rec	% Rec Limits	Qualifiers
1,1,1,2-Tetrachloroethane	ug/kg	1250	1480	119	70-130	
1,1,1-Trichloroethane	ug/kg	1250	1330	106	70-130	
1,1,2,2-Tetrachloroethane	ug/kg	1250	1480	118	70-130	
1,1,2-Trichloroethane	ug/kg	1250	1480	119	70-130	
1,1-Dichloroethane	ug/kg	1250	1340	107	70-130	
1,1-Dichloroethene	ug/kg	1250	1310	105	70-130	
1,1-Dichloropropene	ug/kg	1250	1350	108	70-130	
1,2,3-Trichlorobenzene	ug/kg	1250	1540	123	65-130	
1,2,3-Trichloropropane	ug/kg	1250	1460	116	70-130	
1,2,4-Trichlorobenzene	ug/kg	1250	1500	120	68-130	

Results presented on this page are in the units indicated by the "Units" column except where an alternate unit is presented to the right of the result.

REPORT OF LABORATORY ANALYSIS

This report shall not be reproduced, except in full,
without the written consent of Pace Analytical Services, LLC.

Pace Analytical Services, LLC
9800 Kincey Ave. Suite 100
Huntersville, NC 28078
(704)875-9092

QUALITY CONTROL DATA

Project: 2020-L1-2448 Incident
Pace Project No.: 92586236

LABORATORY CONTROL SAMPLE: 3542909

Parameter	Units	Spike Conc.	LCS Result	LCS % Rec	% Rec Limits	Qualifiers
1,2,4-Trimethylbenzene	ug/kg	1250	1490	119	70-130	
1,2-Dibromo-3-chloropropane	ug/kg	1250	1490	120	70-130	
1,2-Dibromoethane (EDB)	ug/kg	1250	1450	116	70-130	
1,2-Dichlorobenzene	ug/kg	1250	1450	116	70-130	
1,2-Dichloroethane	ug/kg	1250	1290	103	63-130	
1,2-Dichloropropane	ug/kg	1250	1410	113	70-130	
1,3,5-Trimethylbenzene	ug/kg	1250	1460	117	70-130	
1,3-Dichlorobenzene	ug/kg	1250	1410	113	70-130	
1,3-Dichloropropane	ug/kg	1250	1380	111	70-130	
1,4-Dichlorobenzene	ug/kg	1250	1400	112	70-130	
2,2-Dichloropropane	ug/kg	1250	1320	106	66-130	
2-Butanone (MEK)	ug/kg	2500	2910	117	70-130	
2-Chlorotoluene	ug/kg	1250	1420	114	70-130	
2-Hexanone	ug/kg	2500	3050	122	70-130	
4-Chlorotoluene	ug/kg	1250	1390	111	70-130	
4-Methyl-2-pentanone (MIBK)	ug/kg	2500	3050	122	70-130	
Acetone	ug/kg	2500	2740	109	69-130	
Benzene	ug/kg	1250	1340	107	70-130	
Bromobenzene	ug/kg	1250	1480	118	70-130	
Bromochloromethane	ug/kg	1250	1530	122	70-130	
Bromodichloromethane	ug/kg	1250	1420	113	69-130	
Bromoform	ug/kg	1250	1610	129	70-130	
Bromomethane	ug/kg	1250	1360	109	52-130	
Carbon tetrachloride	ug/kg	1250	1370	109	70-130	
Chlorobenzene	ug/kg	1250	1380	111	70-130	
Chloroethane	ug/kg	1250	1530	122	65-130	
Chloroform	ug/kg	1250	1420	113	70-130	
Chloromethane	ug/kg	1250	1300	104	55-130	
cis-1,2-Dichloroethene	ug/kg	1250	1370	110	70-130	
cis-1,3-Dichloropropene	ug/kg	1250	1460	117	70-130	
Dibromochloromethane	ug/kg	1250	1430	114	70-130	
Dibromomethane	ug/kg	1250	1540	123	70-130	
Dichlorodifluoromethane	ug/kg	1250	1360	109	45-156	
Diisopropyl ether	ug/kg	1250	1320	106	70-130	
Ethylbenzene	ug/kg	1250	1310	105	70-130	
Hexachloro-1,3-butadiene	ug/kg	1250	1500	120	66-130	
Isopropylbenzene (Cumene)	ug/kg	1250	1430	115	70-130	
m&p-Xylene	ug/kg	2500	2760	110	70-130	
Methyl-tert-butyl ether	ug/kg	1250	1380	110	70-130	
Methylene Chloride	ug/kg	1250	1320	105	65-130	
n-Butylbenzene	ug/kg	1250	1390	111	67-130	
n-Propylbenzene	ug/kg	1250	1390	111	70-130	
Naphthalene	ug/kg	1250	1550	124	70-130	
o-Xylene	ug/kg	1250	1410	113	70-130	
p-Isopropyltoluene	ug/kg	1250	1430	115	67-130	
sec-Butylbenzene	ug/kg	1250	1370	110	69-130	
Styrene	ug/kg	1250	1540	123	70-130	

Results presented on this page are in the units indicated by the "Units" column except where an alternate unit is presented to the right of the result.

REPORT OF LABORATORY ANALYSIS

This report shall not be reproduced, except in full,
without the written consent of Pace Analytical Services, LLC.

Pace Analytical Services, LLC
9800 Kincey Ave. Suite 100
Huntersville, NC 28078
(704)875-9092

QUALITY CONTROL DATA

Project: 2020-L1-2448 Incident
Pace Project No.: 92586236

LABORATORY CONTROL SAMPLE: 3542909

Parameter	Units	Spike Conc.	LCS Result	LCS % Rec	% Rec Limits	Qualifiers
tert-Butylbenzene	ug/kg	1250	1390	111	67-130	
Tetrachloroethene	ug/kg	1250	1360	109	70-130	
Toluene	ug/kg	1250	1350	108	70-130	
trans-1,2-Dichloroethene	ug/kg	1250	1340	108	70-130	
trans-1,3-Dichloropropene	ug/kg	1250	1490	119	68-130	
Trichloroethene	ug/kg	1250	1340	107	70-130	
Trichlorofluoromethane	ug/kg	1250	1240	100	70-130	
Vinyl acetate	ug/kg	2500	3190	128	70-130	
Vinyl chloride	ug/kg	1250	1370	110	61-130	
Xylene (Total)	ug/kg	3750	4170	111	70-130	
1,2-Dichloroethane-d4 (S)	%			83	70-130	
4-Bromofluorobenzene (S)	%			98	69-134	
Toluene-d8 (S)	%			99	70-130	

MATRIX SPIKE SAMPLE: 3542910

Parameter	Units	92586236001 Result	Spike Conc.	MS Result	MS % Rec	% Rec Limits	Qualifiers
1,1,1,2-Tetrachloroethane	ug/kg	ND	714	920	129	70-131	
1,1,1-Trichloroethane	ug/kg	ND	714	889	125	65-133	
1,1,2,2-Tetrachloroethane	ug/kg	ND	714	846	119	66-130	
1,1,2-Trichloroethane	ug/kg	ND	714	880	123	66-133	
1,1-Dichloroethane	ug/kg	ND	714	864	121	65-130	
1,1-Dichloroethene	ug/kg	ND	714	825	116	10-158	
1,1-Dichloropropene	ug/kg	ND	714	839	118	68-133	
1,2,3-Trichlorobenzene	ug/kg	ND	714	727	102	27-138	
1,2,3-Trichloropropane	ug/kg	ND	714	777	109	67-130	
1,2,4-Trichlorobenzene	ug/kg	ND	714	763	107	51-134	
1,2,4-Trimethylbenzene	ug/kg	ND	714	812	114	63-136	
1,2-Dibromo-3-chloropropane	ug/kg	ND	714	728	102	32-130	
1,2-Dibromoethane (EDB)	ug/kg	ND	714	845	118	70-130	
1,2-Dichlorobenzene	ug/kg	ND	714	849	119	69-130	
1,2-Dichloroethane	ug/kg	ND	714	807	113	59-130	
1,2-Dichloropropane	ug/kg	ND	714	896	126	70-130	
1,3,5-Trimethylbenzene	ug/kg	ND	714	833	117	65-137	
1,3-Dichlorobenzene	ug/kg	ND	714	777	109	70-130	
1,3-Dichloropropane	ug/kg	ND	714	845	118	70-130	
1,4-Dichlorobenzene	ug/kg	ND	714	775	109	68-130	
2,2-Dichloropropane	ug/kg	ND	714	644	90	32-130	
2-Butanone (MEK)	ug/kg	ND	1430	1440	101	10-136	
2-Chlorotoluene	ug/kg	ND	714	809	113	69-141	
2-Hexanone	ug/kg	ND	1430	1590	111	10-144	
4-Chlorotoluene	ug/kg	ND	714	763	107	70-132	
4-Methyl-2-pentanone (MIBK)	ug/kg	ND	1430	1630	114	25-143	
Acetone	ug/kg	ND	1430	1350	95	10-130	
Benzene	ug/kg	ND	714	861	121	67-130	

Results presented on this page are in the units indicated by the "Units" column except where an alternate unit is presented to the right of the result.

REPORT OF LABORATORY ANALYSIS

This report shall not be reproduced, except in full,
without the written consent of Pace Analytical Services, LLC.

Pace Analytical Services, LLC
9800 Kincey Ave. Suite 100
Huntersville, NC 28078
(704)875-9092

QUALITY CONTROL DATA

Project: 2020-L1-2448 Incident
Pace Project No.: 92586236

MATRIX SPIKE SAMPLE: 3542910

Parameter	Units	92586236001 Result	Spike Conc.	MS Result	MS % Rec	% Rec Limits	Qualifiers
Bromobenzene	ug/kg	ND	714	850	119	70-130	
Bromochloromethane	ug/kg	ND	714	852	119	69-134	
Bromodichloromethane	ug/kg	ND	714	862	121	64-130	
Bromoform	ug/kg	ND	714	831	116	62-130	
Bromomethane	ug/kg	ND	714	632	89	20-176	
Carbon tetrachloride	ug/kg	ND	714	890	125	65-140	
Chlorobenzene	ug/kg	ND	714	858	120	70-130	
Chloroethane	ug/kg	ND	714	336	47	10-130	
Chloroform	ug/kg	ND	714	882	124	63-130	
Chloromethane	ug/kg	ND	714	880	123	58-130	
cis-1,2-Dichloroethene	ug/kg	ND	714	892	125	66-130	
cis-1,3-Dichloropropene	ug/kg	ND	714	819	115	67-130	
Dibromochloromethane	ug/kg	ND	714	792	111	67-130	
Dibromomethane	ug/kg	ND	714	909	127	63-131	
Dichlorodifluoromethane	ug/kg	ND	714	785	110	44-180	
Diisopropyl ether	ug/kg	ND	714	845	118	63-130	
Ethylbenzene	ug/kg	ND	714	808	113	66-130	
Hexachloro-1,3-butadiene	ug/kg	ND	714	757	106	64-150	
Isopropylbenzene (Cumene)	ug/kg	ND	714	905	127	69-135	
m&p-Xylene	ug/kg	6.4J	1430	1670	116	60-133	
Methyl-tert-butyl ether	ug/kg	ND	714	837	117	65-130	
Methylene Chloride	ug/kg	ND	714	764	107	61-130	
n-Butylbenzene	ug/kg	ND	714	689	96	65-140	
n-Propylbenzene	ug/kg	ND	714	785	110	67-140	
Naphthalene	ug/kg	ND	714	784	110	15-145	
o-Xylene	ug/kg	ND	714	874	122	66-133	
p-Isopropyltoluene	ug/kg	ND	714	788	110	56-147	
sec-Butylbenzene	ug/kg	ND	714	812	114	65-139	
Styrene	ug/kg	ND	714	894	125	70-132	
tert-Butylbenzene	ug/kg	ND	714	879	123	62-135	
Tetrachloroethene	ug/kg	ND	714	732	103	70-135	
Toluene	ug/kg	ND	714	849	119	67-130	
trans-1,2-Dichloroethene	ug/kg	ND	714	807	113	69-130	
trans-1,3-Dichloropropene	ug/kg	ND	714	805	113	62-130	
Trichloroethene	ug/kg	ND	714	837	117	70-135	
Trichlorofluoromethane	ug/kg	ND	714	374	52	10-130	
Vinyl acetate	ug/kg	ND	1430	1690	118	53-130	
Vinyl chloride	ug/kg	ND	714	872	122	61-148	
Xylene (Total)	ug/kg	6.4J	2140	2540	118	63-132	
1,2-Dichloroethane-d4 (S)	%				116	70-130	
4-Bromofluorobenzene (S)	%				98	69-134	
Toluene-d8 (S)	%				100	70-130	

Results presented on this page are in the units indicated by the "Units" column except where an alternate unit is presented to the right of the result.

REPORT OF LABORATORY ANALYSIS

This report shall not be reproduced, except in full,
without the written consent of Pace Analytical Services, LLC.

Pace Analytical Services, LLC
9800 Kincey Ave. Suite 100
Huntersville, NC 28078
(704)875-9092

QUALITY CONTROL DATA

Project: 2020-L1-2448 Incident
Pace Project No.: 92586236

SAMPLE DUPLICATE: 3542911

Parameter	Units	92586359001 Result	Dup Result	RPD	Max RPD	Qualifiers
1,1,1,2-Tetrachloroethane	ug/kg	ND	ND		30	
1,1,1-Trichloroethane	ug/kg	ND	ND		30	
1,1,2,2-Tetrachloroethane	ug/kg	ND	ND		30	
1,1,2-Trichloroethane	ug/kg	ND	ND		30	
1,1-Dichloroethane	ug/kg	ND	ND		30	
1,1-Dichloroethene	ug/kg	ND	ND		30	
1,1-Dichloropropene	ug/kg	ND	ND		30	
1,2,3-Trichlorobenzene	ug/kg	ND	ND		30	
1,2,3-Trichloropropane	ug/kg	ND	ND		30	
1,2,4-Trichlorobenzene	ug/kg	ND	ND		30	
1,2,4-Trimethylbenzene	ug/kg	ND	ND		30	
1,2-Dibromo-3-chloropropane	ug/kg	ND	ND		30	
1,2-Dibromoethane (EDB)	ug/kg	ND	ND		30	
1,2-Dichlorobenzene	ug/kg	ND	ND		30	
1,2-Dichloroethane	ug/kg	ND	ND		30	
1,2-Dichloropropane	ug/kg	ND	ND		30	
1,3,5-Trimethylbenzene	ug/kg	ND	ND		30	
1,3-Dichlorobenzene	ug/kg	ND	ND		30	
1,3-Dichloropropane	ug/kg	ND	ND		30	
1,4-Dichlorobenzene	ug/kg	ND	ND		30	
2,2-Dichloropropane	ug/kg	ND	ND		30	
2-Butanone (MEK)	ug/kg	ND	ND		30	
2-Chlorotoluene	ug/kg	ND	ND		30	
2-Hexanone	ug/kg	ND	ND		30	
4-Chlorotoluene	ug/kg	ND	ND		30	
4-Methyl-2-pentanone (MIBK)	ug/kg	ND	ND		30	
Acetone	ug/kg	ND	ND		30	
Benzene	ug/kg	ND	ND		30	
Bromobenzene	ug/kg	ND	ND		30	
Bromochloromethane	ug/kg	ND	ND		30	
Bromodichloromethane	ug/kg	ND	ND		30	
Bromoform	ug/kg	ND	ND		30	
Bromomethane	ug/kg	ND	ND		30	
Carbon tetrachloride	ug/kg	ND	ND		30	
Chlorobenzene	ug/kg	ND	ND		30	
Chloroethane	ug/kg	ND	ND		30	
Chloroform	ug/kg	ND	ND		30	
Chloromethane	ug/kg	ND	ND		30	
cis-1,2-Dichloroethene	ug/kg	ND	ND		30	
cis-1,3-Dichloropropene	ug/kg	ND	ND		30	
Dibromochloromethane	ug/kg	ND	ND		30	
Dibromomethane	ug/kg	ND	ND		30	
Dichlorodifluoromethane	ug/kg	ND	ND		30	
Diisopropyl ether	ug/kg	ND	ND		30	
Ethylbenzene	ug/kg	ND	ND		30	
Hexachloro-1,3-butadiene	ug/kg	ND	ND		30	
Isopropylbenzene (Cumene)	ug/kg	ND	ND		30	

Results presented on this page are in the units indicated by the "Units" column except where an alternate unit is presented to the right of the result.

REPORT OF LABORATORY ANALYSIS

This report shall not be reproduced, except in full,
without the written consent of Pace Analytical Services, LLC.

Pace Analytical Services, LLC
9800 Kincey Ave. Suite 100
Huntersville, NC 28078
(704)875-9092

QUALITY CONTROL DATA

Project: 2020-L1-2448 Incident
Pace Project No.: 92586236

SAMPLE DUPLICATE: 3542911

Parameter	Units	92586359001 Result	Dup Result	RPD	Max RPD	Qualifiers
m&p-Xylene	ug/kg	ND	ND		30	
Methyl-tert-butyl ether	ug/kg	ND	ND		30	
Methylene Chloride	ug/kg	ND	ND		30	
n-Butylbenzene	ug/kg	ND	ND		30	
n-Propylbenzene	ug/kg	ND	ND		30	
Naphthalene	ug/kg	ND	ND		30	
o-Xylene	ug/kg	ND	ND		30	
p-Isopropyltoluene	ug/kg	ND	ND		30	
sec-Butylbenzene	ug/kg	ND	ND		30	
Styrene	ug/kg	ND	ND		30	
tert-Butylbenzene	ug/kg	ND	ND		30	
Tetrachloroethene	ug/kg	ND	ND		30	
Toluene	ug/kg	ND	ND		30	
trans-1,2-Dichloroethene	ug/kg	ND	ND		30	
trans-1,3-Dichloropropene	ug/kg	ND	ND		30	
Trichloroethene	ug/kg	ND	ND		30	
Trichlorofluoromethane	ug/kg	ND	ND		30	
Vinyl acetate	ug/kg	ND	ND		30	
Vinyl chloride	ug/kg	ND	ND		30	
Xylene (Total)	ug/kg	ND	ND		30	
1,2-Dichloroethane-d4 (S)	%	97	96			
4-Bromofluorobenzene (S)	%	99	99			
Toluene-d8 (S)	%	99	100			

Results presented on this page are in the units indicated by the "Units" column except where an alternate unit is presented to the right of the result.

REPORT OF LABORATORY ANALYSIS

This report shall not be reproduced, except in full,
without the written consent of Pace Analytical Services, LLC.

Pace Analytical Services, LLC
9800 Kincey Ave. Suite 100
Huntersville, NC 28078
(704)875-9092

QUALITY CONTROL DATA

Project: 2020-L1-2448 Incident
Pace Project No.: 92586236

QC Batch: 676153
QC Batch Method: SW-846
Analysis Method: SW-846
Analysis Description: Dry Weight/Percent Moisture
Laboratory: Pace Analytical Services - Charlotte

Associated Lab Samples: 92586236001

SAMPLE DUPLICATE: 3539162

Parameter	Units	92586112004 Result	Dup Result	RPD	Max RPD	Qualifiers
Percent Moisture	%	28.5	29.3	3	25	N2

SAMPLE DUPLICATE: 3539163

Parameter	Units	92586128002 Result	Dup Result	RPD	Max RPD	Qualifiers
Percent Moisture	%	19.1	18.6	3	25	N2

Results presented on this page are in the units indicated by the "Units" column except where an alternate unit is presented to the right of the result.

REPORT OF LABORATORY ANALYSIS

This report shall not be reproduced, except in full,
without the written consent of Pace Analytical Services, LLC.

Pace Analytical Services, LLC
9800 Kincey Ave. Suite 100
Huntersville, NC 28078
(704)875-9092

QUALIFIERS

Project: 2020-L1-2448 Incident
Pace Project No.: 92586236

DEFINITIONS

DF - Dilution Factor, if reported, represents the factor applied to the reported data due to dilution of the sample aliquot.

ND - Not Detected at or above adjusted reporting limit.

TNTC - Too Numerous To Count

J - Estimated concentration above the adjusted method detection limit and below the adjusted reporting limit.

MDL - Adjusted Method Detection Limit.

PQL - Practical Quantitation Limit.

RL - Reporting Limit - The lowest concentration value that meets project requirements for quantitative data with known precision and bias for a specific analyte in a specific matrix.

S - Surrogate

1,2-Diphenylhydrazine decomposes to and cannot be separated from Azobenzene using Method 8270. The result for each analyte is a combined concentration.

Consistent with EPA guidelines, unrounded data are displayed and have been used to calculate % recovery and RPD values.

LCS(D) - Laboratory Control Sample (Duplicate)

MS(D) - Matrix Spike (Duplicate)

DUP - Sample Duplicate

RPD - Relative Percent Difference

NC - Not Calculable.

SG - Silica Gel - Clean-Up

U - Indicates the compound was analyzed for, but not detected.

Acid preservation may not be appropriate for 2 Chloroethylvinyl ether.

A separate vial preserved to a pH of 4-5 is recommended in SW846 Chapter 4 for the analysis of Acrolein and Acrylonitrile by EPA Method 8260.

N-Nitrosodiphenylamine decomposes and cannot be separated from Diphenylamine using Method 8270. The result reported for each analyte is a combined concentration.

Reported results are not rounded until the final step prior to reporting. Therefore, calculated parameters that are typically reported as "Total" may vary slightly from the sum of the reported component parameters.

Pace Analytical is TNI accredited. Contact your Pace PM for the current list of accredited analytes.

TNI - The NELAC Institute.

ANALYTE QUALIFIERS

N2	The lab does not hold NELAC/TNI accreditation for this parameter but other accreditations/certifications may apply. A complete list of accreditations/certifications is available upon request.

This report shall not be reproduced, except in full,
without the written consent of Pace Analytical Services, LLC.

Pace Analytical Services, LLC
9800 Kincey Ave. Suite 100
Huntersville, NC 28078
(704)875-9092

QUALITY CONTROL DATA CROSS REFERENCE TABLE

Project: 2020-L1-2448 Incident
Pace Project No.: 92586236

Lab ID	Sample ID	QC Batch Method	QC Batch	Analytical Method	Analytical Batch
92586236001	**MW07R (52-54)**	MADEP VPH	676868	MADEP VPH	676873
92586236001	**MW07R (52-54)**	EPA 5035A/5030B	676891	EPA 8260D	677119
92586236001	**MW07R (52-54)**	SW-846	676153		

This report shall not be reproduced, except in full,
without the written consent of Pace Analytical Services, LLC.

CHAIN-OF-CUSTODY Analytical Request Document

Pace Analytical

Chain-of-Custody is a LEGAL DOCUMENT - Complete all relevent fields

LAB USE ONLY — WO# : 92586236

Container Pr 92586236

Company: Apex Companies	Billing Information:
Address: 4900 Northwoods Business Pkwy Ste O	
Report To: Andrew Street	Email To: andrew.street@apexcos.com
Copy To:	Site Collection Info/Address: CPC Huntersville
Customer Project Name/Number: 2020-LI-2299	State: NC / County/City: Huntersville / Time Zone Collected: [ ] PT [ ] MT [ ] CT [X] ET
Phone: / Email:	Site/Facility ID #: CPC Huntersville / Compliance Monitoring? [ ] Yes [ ] No
Collected By (print): Roger Cantley	Purchase Order #: / Quote #: / DW PWS ID #: / DW Location Code:
Collected By (signature):	Turnaround Date Required: / Immediately Packed on Ice: [ ] Yes [ ] No
Sample Disposal: [ ] Dispose as appropriate [ ] Return [ ] Archive: ____ [ ] Hold: ____	Rush: [ ] Same Day [ ] Next Day [ ] 2 Day [ ] 3 Day [ ] 4 Day [ ] 5 Day (Expedite Charges Apply) / Field Filtered (if applicable): [ ] Yes [ ] No / Analysis: ____

* Matrix Codes (Insert in Matrix box below): Drinking Water (DW), Ground Water (GW), Wastewater (WW), Product (P), Soil/Solid (SL), Oil (OL), Wipe (WP), Air (AR), Tissue (TS), Bioassay (B), Vapor (V), Other (OT)

** Preservative Types: (1) nitric acid, (2) sulfuric acid, (3) hydrochloric acid, (4) sodium hydroxide, (5) zinc acetate, (6) methanol, (7) sodium bisulfate, (8) sodium thiosulfate, (9) hexane, (A) ascorbic acid, (B) ammonium sulfate, (C) ammonium hydroxide, (D) TSP, (U) Unpreserved, (O) Other ____

Customer Sample ID	Matrix *	Comp / Grab	Collected (or Composite Start) Date	Collected (or Composite Start) Time	Composite End Date	Composite End Time	Res Cl	# of Ctns	Analyses: MADEP UPH	Analyses: 8260 VOC
MW07R (52-54)	SL	G	2-3-22	1615	—	—	—	3	X	X

Lab Profile/Line:

Lab Sample Receipt Checklist:

Custody Seals Present/Intact	Y	N	NA
Custody Signatures Present	Y	N	NA
Collector Signature Present	Y	N	NA
Bottles Intact	Y	N	NA
Correct Bottles	Y	N	NA
Sufficient Volume	Y	N	NA
Samples Received on Ice	Y	N	NA
VOA - Headspace Acceptable	Y	N	NA
USDA Regulated Soils	Y	N	NA
Samples in Holding Time	Y	N	NA
Residual Chlorine Present	Y	N	NA
Cl Strips: ____			
Sample pH Acceptable	Y	N	NA
pH Strips: ____			
Sulfide Present	Y	N	NA
Lead Acetate Strips: ____			

LAB USE ONLY:
Lab Sample # / Comments:
92586236 01

Customer Remarks / Special Conditions / Possible Hazards:

Type of Ice Used: (Wet) Blue Dry None

Packing Material Used: None

Radchem sample(s) screened (<500 cpm): Y N (NA)

SHORT HOLDS PRESENT (<72 hours): Y (N) N/A

Lab Tracking #: 2632566

Samples received via: FEDEX UPS (Client) Courier Pace Courier

Lab Sample Temperature Info:
Temp Blank Received: Y N NA
Therm ID#: 92064
Cooler 1 Temp Upon Receipt: 1.4 oC
Cooler 1 Therm Corr. Factor: 0.0 oC
Cooler 1 Corrected Temp: 1.4 oC
Comments:

Relinquished by/Company: (Signature)	Date/Time:	Received by/Company: (Signature)	Date/Time:
	2/4/22 09K	MD Pace HVL	2-4-22 9:15
Relinquished by/Company: (Signature)	Date/Time:	Received by/Company: (Signature)	Date/Time:
Relinquished by/Company: (Signature)	Date/Time:	Received by/Company: (Signature)	Date/Time:

MTJL LAB USE ONLY
Table #:
Acctnum:
Template:
Prelogin:
PM:
PB:

Trip Blank Received: Y (N) NA
HCL MeOH TSP Other

Non Conformance(s): YES / (NO)

of: ____

***Check mark top half of box if pH and/or dechlorination is verified and within the acceptance range for preservation samples.**

Exceptions: VOA, Coliform, TOC, Oil and Grease, DRO/8015 (water) DOC, LLHg

****Bottom half of box is to list number of bottles**

Project #

Item#	BP4U-125 mL Plastic Unpreserved (N/A) (Cl-)	BP3U-250 mL Plastic Unpreserved (N/A)	BP2U-500 mL Plastic Unpreserved (N/A)	BP1U-1 liter Plastic Unpreserved (N/A)	BP4S-125 mL Plastic H2SO4 (pH < 2) (Cl-)	BP3N-250 mL plastic HNO3 (pH < 2)	BP4Z-125 mL Plastic ZN Acetate & NaOH (>9)	BP4B-125 mL Plastic NaOH (pH > 12) (Cl-)	WGFU-Wide-mouthed Glass jar Unpreserved	AG1U-1 liter Amber Unpreserved (N/A) (Cl-)	AG1H-1 liter Amber HCl (pH < 2)	AG3U-250 mL Amber Unpreserved (N/A) (Cl-)	AG1S-1 liter Amber H2SO4 (pH < 2)	AG3S-250 mL Amber H2SO4 (pH < 2)	AG3A(DG3A)-250 mL Amber NH4Cl (N/A)(Cl-)	DG9H-40 mL VOA HCl (N/A)	VG9T-40 mL VOA Na2S2O3 (N/A)	VG9U-40 mL VOA Unpreserved (N/A)	DG9P-40 mL VOA H3PO4 (N/A)	VOAK (3 vials per kit)-5035 kit (N/A)	V/GK(3 vials per kit)-VPH/Gas kit (N/A)	SP5T-125 mL Sterile Plastic (N/A – lab)	SP2T-250 mL Sterile Plastic (N/A – lab)		BP3A-250 mL Plastic (NH2)2SO4 (9.3-9.7)	AG0U-100 mL Amber Unpreserved vials (N/A)	VSGU-20 mL Scintillation vials (N/A)	DG9U-40 mL Amber Unpreserved vials (N/A)
1	\				\	\	\	\			\		\	\	\							3			\	\			
2	\				\	\	\	\			\		\	\	\										\	\			
3	\				\	\	\	\			\		\	\	\										\	\			
4	\				\	\	\	\			\		\	\	\										\	\			
5	\				\	\	\	\			\		\	\	\										\	\			
6	\				\	\	\	\			\		\	\	\										\	\			
7	\				\	\	\	\			\		\	\	\										\	\			
8	\				\	\	\	\			\		\	\	\										\	\			
9	\				\	\	\	\			\		\	\	\										\	\			
10	\				\	\	\	\			\		\	\	\										\	\			
11	\				\	\	\	\			\		\	\	\										\	\			
12	\				\	\	\	\			\		\	\	\										\	\			

pH Adjustment Log for Preserved Samples

Sample ID	Type of Preservative	pH upon receipt	Date preservation adjusted	Time preservation adjusted	Amount of Preservative added	Lot #

Note: Whenever there is a discrepancy affecting North Carolina compliance samples, a copy of this form will be sent to the North Carolina DEHNR Certification Office (i.e. Out of hold, incorrect preservative, out of temp, incorrect containers.

Pace Analytical Services, LLC
9800 Kincey Ave. Suite 100
Huntersville, NC 28078
(704)875-9092

February 17, 2022

Andrew Street
Apex Companies - NC
5900 Northwoods Business Pkwy
Suite 5900-0
Charlotte, NC 28269

RE: Project: 2020-L1-2448
Pace Project No.: 92587904

Dear Andrew Street:

Enclosed are the analytical results for sample(s) received by the laboratory on February 11, 2022. The results relate only to the samples included in this report. Results reported herein conform to the applicable TNI/NELAC Standards and the laboratory's Quality Manual, where applicable, unless otherwise noted in the body of the report.

The test results provided in this final report were generated by each of the following laboratories within the Pace Network:

- Pace Analytical Services - Charlotte

If you have any questions concerning this report, please feel free to contact me.

Sincerely,

Angela M. Baioni

Angela Baioni
angela.baioni@pacelabs.com
(704)875-9092
Project Manager

Enclosures

cc: J Culbreath, Colonial Pipeline Company
Naomi Fretz, APEX Companies, LLC
Robert Hughes, Colonial Pipeline
Cameron Lee, Montrose-EPS
Jamie Moran, APEX Companies, LLC
Jeff Morrison, Colonial Pipeline Company
Tom Naumann, APEX Companies - NC
Joe Nicolette, Montrose-EPS
Kaitlyn Nootens, Apex Companies
Christopher Schultz, Apex Companies
Matt Teixeira, Apex Companies, LLC
Michael Verdon, Colonial Pipeline Company
JM Wyatt, Colonial Pipeline Company

REPORT OF LABORATORY ANALYSIS

This report shall not be reproduced, except in full,
without the written consent of Pace Analytical Services, LLC.

Pace Analytical Services, LLC
9800 Kincey Ave. Suite 100
Huntersville, NC 28078
(704)875-9092

CERTIFICATIONS

Project: 2020-L1-2448
Pace Project No.: 92587904

Pace Analytical Services Charlotte

South Carolina Laboratory ID: 99006
9800 Kincey Ave. Ste 100, Huntersville, NC 28078
North Carolina Drinking Water Certification #: 37706
North Carolina Field Services Certification #: 5342
North Carolina Wastewater Certification #: 12
South Carolina Laboratory ID: 99006
South Carolina Certification #: 99006001
South Carolina Drinking Water Cert. #: 99006003
Florida/NELAP Certification #: E87627
Kentucky UST Certification #: 84
Louisiana DoH Drinking Water #: LA029
Virginia/VELAP Certification #: 460221

This report shall not be reproduced, except in full,
without the written consent of Pace Analytical Services, LLC.

Pace Analytical Services, LLC
9800 Kincey Ave. Suite 100
Huntersville, NC 28078
(704)875-9092

SAMPLE SUMMARY

Project: 2020-L1-2448
Pace Project No.: 92587904

Lab ID	Sample ID	Matrix	Date Collected	Date Received
92587904001	**MW-25R (60-62)**	Solid	02/09/22 10:45	02/11/22 16:34

REPORT OF LABORATORY ANALYSIS

This report shall not be reproduced, except in full,
without the written consent of Pace Analytical Services, LLC.

Pace Analytical Services, LLC
9800 Kincey Ave. Suite 100
Huntersville, NC 28078
(704)875-9092

SAMPLE ANALYTE COUNT

Project: 2020-L1-2448
Pace Project No.: 92587904

Lab ID	Sample ID	Method	Analysts	Analytes Reported	Laboratory
92587904001	**MW-25R (60-62)**	MADEP VPH	MAD	6	PASI-C
		EPA 8260D	SAS	70	PASI-C
		SW-846	KDF	1	PASI-C

PASI-C = Pace Analytical Services - Charlotte

This report shall not be reproduced, except in full,
without the written consent of Pace Analytical Services, LLC.

Pace Analytical Services, LLC
9800 Kincey Ave. Suite 100
Huntersville, NC 28078
(704)875-9092

ANALYTICAL RESULTS

Project: 2020-L1-2448
Pace Project No.: 92587904

Sample: MW-25R (60-62) **Lab ID: 92587904001** Collected: 02/09/22 10:45 Received: 02/11/22 16:34 Matrix: Solid

Results reported on a "dry weight" basis and are adjusted for percent moisture, sample size and any dilutions.

Parameters	Results	Units	Report Limit	MDL	DF	Prepared	Analyzed	CAS No.	Qual
VPH NC Soil	Analytical Method: MADEP VPH Preparation Method: MADEP VPH Pace Analytical Services - Charlotte								
Total VPH (C5-C12)	**61.5**	mg/kg	2.9	2.9	1	02/11/22 18:02	02/11/22 21:12		N2
Aliphatic (C05-C08)	**29.6**	mg/kg	2.9	2.9	1	02/11/22 18:02	02/11/22 21:12		N2
Aliphatic(C09-C12) Adjusted	**21.9**	mg/kg	2.9	2.9	1	02/11/22 18:02	02/11/22 21:12		N2
Aromatic (C09-C10)	**10.1**	mg/kg	2.9	2.9	1	02/11/22 18:02	02/11/22 21:12		N2
Surrogates									
4-Bromofluorobenzene (FID) (S)	115	%	70-130		1	02/11/22 18:02	02/11/22 21:12	460-00-4	
4-Bromofluorobenzene (PID) (S)	88	%	70-130		1	02/11/22 18:02	02/11/22 21:12	460-00-4	
8260D/5035A/5030B Volatiles	Analytical Method: EPA 8260D Preparation Method: EPA 5035A/5030B Pace Analytical Services - Charlotte								
Acetone	ND	ug/kg	112	35.8	1	02/14/22 16:37	02/16/22 20:51	67-64-1	
Benzene	**16.4**	ug/kg	5.6	2.2	1	02/14/22 16:37	02/16/22 20:51	71-43-2	
Bromobenzene	ND	ug/kg	5.6	1.8	1	02/14/22 16:37	02/16/22 20:51	108-86-1	
Bromochloromethane	ND	ug/kg	5.6	1.7	1	02/14/22 16:37	02/16/22 20:51	74-97-5	
Bromodichloromethane	ND	ug/kg	5.6	2.2	1	02/14/22 16:37	02/16/22 20:51	75-27-4	
Bromoform	ND	ug/kg	5.6	2.0	1	02/14/22 16:37	02/16/22 20:51	75-25-2	
Bromomethane	ND	ug/kg	11.2	8.8	1	02/14/22 16:37	02/16/22 20:51	74-83-9	IK,L1,v1
2-Butanone (MEK)	ND	ug/kg	112	26.8	1	02/14/22 16:37	02/16/22 20:51	78-93-3	
n-Butylbenzene	**16.8**	ug/kg	5.6	2.6	1	02/14/22 16:37	02/16/22 20:51	104-51-8	
sec-Butylbenzene	ND	ug/kg	5.6	2.5	1	02/14/22 16:37	02/16/22 20:51	135-98-8	
tert-Butylbenzene	ND	ug/kg	5.6	2.0	1	02/14/22 16:37	02/16/22 20:51	98-06-6	
Carbon tetrachloride	ND	ug/kg	5.6	2.1	1	02/14/22 16:37	02/16/22 20:51	56-23-5	
Chlorobenzene	ND	ug/kg	5.6	1.1	1	02/14/22 16:37	02/16/22 20:51	108-90-7	
Chloroethane	ND	ug/kg	11.2	4.3	1	02/14/22 16:37	02/16/22 20:51	75-00-3	
Chloroform	ND	ug/kg	5.6	3.4	1	02/14/22 16:37	02/16/22 20:51	67-66-3	
Chloromethane	ND	ug/kg	11.2	4.7	1	02/14/22 16:37	02/16/22 20:51	74-87-3	
2-Chlorotoluene	ND	ug/kg	5.6	2.0	1	02/14/22 16:37	02/16/22 20:51	95-49-8	
4-Chlorotoluene	ND	ug/kg	5.6	0.99	1	02/14/22 16:37	02/16/22 20:51	106-43-4	
1,2-Dibromo-3-chloropropane	ND	ug/kg	5.6	2.2	1	02/14/22 16:37	02/16/22 20:51	96-12-8	
Dibromochloromethane	ND	ug/kg	5.6	3.1	1	02/14/22 16:37	02/16/22 20:51	124-48-1	
1,2-Dibromoethane (EDB)	ND	ug/kg	5.6	2.5	1	02/14/22 16:37	02/16/22 20:51	106-93-4	
Dibromomethane	ND	ug/kg	5.6	1.2	1	02/14/22 16:37	02/16/22 20:51	74-95-3	
1,2-Dichlorobenzene	ND	ug/kg	5.6	2.0	1	02/14/22 16:37	02/16/22 20:51	95-50-1	
1,3-Dichlorobenzene	ND	ug/kg	5.6	1.7	1	02/14/22 16:37	02/16/22 20:51	541-73-1	
1,4-Dichlorobenzene	ND	ug/kg	5.6	1.5	1	02/14/22 16:37	02/16/22 20:51	106-46-7	
Dichlorodifluoromethane	ND	ug/kg	11.2	2.4	1	02/14/22 16:37	02/16/22 20:51	75-71-8	
1,1-Dichloroethane	ND	ug/kg	5.6	2.3	1	02/14/22 16:37	02/16/22 20:51	75-34-3	
1,2-Dichloroethane	ND	ug/kg	5.6	3.7	1	02/14/22 16:37	02/16/22 20:51	107-06-2	
1,1-Dichloroethene	ND	ug/kg	5.6	2.3	1	02/14/22 16:37	02/16/22 20:51	75-35-4	
cis-1,2-Dichloroethene	ND	ug/kg	5.6	1.9	1	02/14/22 16:37	02/16/22 20:51	156-59-2	
trans-1,2-Dichloroethene	ND	ug/kg	5.6	2.0	1	02/14/22 16:37	02/16/22 20:51	156-60-5	
1,2-Dichloropropane	ND	ug/kg	5.6	1.7	1	02/14/22 16:37	02/16/22 20:51	78-87-5	
1,3-Dichloropropane	ND	ug/kg	5.6	1.7	1	02/14/22 16:37	02/16/22 20:51	142-28-9	
2,2-Dichloropropane	ND	ug/kg	5.6	1.8	1	02/14/22 16:37	02/16/22 20:51	594-20-7	

REPORT OF LABORATORY ANALYSIS

This report shall not be reproduced, except in full,
without the written consent of Pace Analytical Services, LLC.

Pace Analytical Services, LLC
9800 Kincey Ave. Suite 100
Huntersville, NC 28078
(704)875-9092

ANALYTICAL RESULTS

Project: 2020-L1-2448
Pace Project No.: 92587904

Sample: MW-25R (60-62) **Lab ID: 92587904001** Collected: 02/09/22 10:45 Received: 02/11/22 16:34 Matrix: Solid

Results reported on a "dry weight" basis and are adjusted for percent moisture, sample size and any dilutions.

Parameters	Results	Units	Report Limit	MDL	DF	Prepared	Analyzed	CAS No.	Qual
8260D/5035A/5030B Volatiles	Analytical Method: EPA 8260D Preparation Method: EPA 5035A/5030B Pace Analytical Services - Charlotte								
1,1-Dichloropropene	ND	ug/kg	5.6	2.7	1	02/14/22 16:37	02/16/22 20:51	563-58-6	
cis-1,3-Dichloropropene	ND	ug/kg	5.6	1.5	1	02/14/22 16:37	02/16/22 20:51	10061-01-5	
trans-1,3-Dichloropropene	ND	ug/kg	5.6	1.9	1	02/14/22 16:37	02/16/22 20:51	10061-02-6	
Diisopropyl ether	ND	ug/kg	5.6	1.5	1	02/14/22 16:37	02/16/22 20:51	108-20-3	
Ethylbenzene	**129**	ug/kg	5.6	2.6	1	02/14/22 16:37	02/16/22 20:51	100-41-4	
Hexachloro-1,3-butadiene	ND	ug/kg	11.2	9.1	1	02/14/22 16:37	02/16/22 20:51	87-68-3	
2-Hexanone	ND	ug/kg	55.8	5.4	1	02/14/22 16:37	02/16/22 20:51	591-78-6	
Isopropylbenzene (Cumene)	**16.3**	ug/kg	5.6	1.9	1	02/14/22 16:37	02/16/22 20:51	98-82-8	
p-Isopropyltoluene	**31.0**	ug/kg	5.6	2.7	1	02/14/22 16:37	02/16/22 20:51	99-87-6	
Methylene Chloride	ND	ug/kg	22.3	15.3	1	02/14/22 16:37	02/16/22 20:51	75-09-2	
4-Methyl-2-pentanone (MIBK)	ND	ug/kg	55.8	5.4	1	02/14/22 16:37	02/16/22 20:51	108-10-1	
Methyl-tert-butyl ether	ND	ug/kg	5.6	2.1	1	02/14/22 16:37	02/16/22 20:51	1634-04-4	
Naphthalene	**23.8**	ug/kg	5.6	2.9	1	02/14/22 16:37	02/16/22 20:51	91-20-3	
n-Propylbenzene	**54.6**	ug/kg	5.6	2.0	1	02/14/22 16:37	02/16/22 20:51	103-65-1	
Styrene	**5.0J**	ug/kg	5.6	1.5	1	02/14/22 16:37	02/16/22 20:51	100-42-5	
1,1,1,2-Tetrachloroethane	ND	ug/kg	5.6	2.1	1	02/14/22 16:37	02/16/22 20:51	630-20-6	
1,1,2,2-Tetrachloroethane	ND	ug/kg	5.6	1.5	1	02/14/22 16:37	02/16/22 20:51	79-34-5	
Tetrachloroethene	ND	ug/kg	5.6	1.8	1	02/14/22 16:37	02/16/22 20:51	127-18-4	
Toluene	**323**	ug/kg	5.6	1.6	1	02/14/22 16:37	02/16/22 20:51	108-88-3	
1,2,3-Trichlorobenzene	ND	ug/kg	5.6	4.5	1	02/14/22 16:37	02/16/22 20:51	87-61-6	
1,2,4-Trichlorobenzene	ND	ug/kg	5.6	4.7	1	02/14/22 16:37	02/16/22 20:51	120-82-1	
1,1,1-Trichloroethane	ND	ug/kg	5.6	2.9	1	02/14/22 16:37	02/16/22 20:51	71-55-6	
1,1,2-Trichloroethane	ND	ug/kg	5.6	1.9	1	02/14/22 16:37	02/16/22 20:51	79-00-5	
Trichloroethene	ND	ug/kg	5.6	1.4	1	02/14/22 16:37	02/16/22 20:51	79-01-6	
Trichlorofluoromethane	ND	ug/kg	5.6	3.1	1	02/14/22 16:37	02/16/22 20:51	75-69-4	
1,2,3-Trichloropropane	ND	ug/kg	5.6	2.8	1	02/14/22 16:37	02/16/22 20:51	96-18-4	
1,2,4-Trimethylbenzene	**269**	ug/kg	5.6	1.5	1	02/14/22 16:37	02/16/22 20:51	95-63-6	
1,3,5-Trimethylbenzene	**85.8**	ug/kg	5.6	1.9	1	02/14/22 16:37	02/16/22 20:51	108-67-8	
Vinyl acetate	ND	ug/kg	55.8	4.1	1	02/14/22 16:37	02/16/22 20:51	108-05-4	
Vinyl chloride	ND	ug/kg	11.2	2.8	1	02/14/22 16:37	02/16/22 20:51	75-01-4	
Xylene (Total)	**785**	ug/kg	11.2	3.2	1	02/14/22 16:37	02/16/22 20:51	1330-20-7	
m&p-Xylene	**578**	ug/kg	11.2	3.8	1	02/14/22 16:37	02/16/22 20:51	179601-23-1	
o-Xylene	**207**	ug/kg	5.6	2.5	1	02/14/22 16:37	02/16/22 20:51	95-47-6	
Surrogates									
Toluene-d8 (S)	98	%	70-130		1	02/14/22 16:37	02/16/22 20:51	2037-26-5	
4-Bromofluorobenzene (S)	100	%	69-134		1	02/14/22 16:37	02/16/22 20:51	460-00-4	
1,2-Dichloroethane-d4 (S)	96	%	70-130		1	02/14/22 16:37	02/16/22 20:51	17060-07-0	
Percent Moisture	Analytical Method: SW-846 Pace Analytical Services - Charlotte								
Percent Moisture	**10.6**	%	0.10	0.10	1		02/14/22 14:05		N2

REPORT OF LABORATORY ANALYSIS

This report shall not be reproduced, except in full,
without the written consent of Pace Analytical Services, LLC.

Pace Analytical Services, LLC
9800 Kincey Ave. Suite 100
Huntersville, NC 28078
(704)875-9092

QUALITY CONTROL DATA

Project: 2020-L1-2448
Pace Project No.: 92587904

QC Batch: 677800
QC Batch Method: MADEP VPH
Analysis Method: MADEP VPH
Analysis Description: VPH NC Soil
Laboratory: Pace Analytical Services - Charlotte
Associated Lab Samples: 92587904001

METHOD BLANK: 3547623 Matrix: Solid
Associated Lab Samples: 92587904001

Parameter	Units	Blank Result	Reporting Limit	MDL	Analyzed	Qualifiers
Aliphatic (C05-C08)	mg/kg	ND	2.5	2.5	02/11/22 18:17	N2
Aromatic (C09-C10)	mg/kg	ND	2.5	2.5	02/11/22 18:17	N2
4-Bromofluorobenzene (FID) (S)	%	96	70-130		02/11/22 18:17	
4-Bromofluorobenzene (PID) (S)	%	86	70-130		02/11/22 18:17	

LABORATORY CONTROL SAMPLE & LCSD: 3547624 3547625

Parameter	Units	Spike Conc.	LCS Result	LCSD Result	LCS % Rec	LCSD % Rec	% Rec Limits	RPD	Max RPD	Qualifiers
Aliphatic (C05-C08)	mg/kg	14.9	16.2	13.9	109	93	70-130	16	25	N2
Aromatic (C09-C10)	mg/kg	5	4.4	4.2	89	85	70-130	5	25	N2
4-Bromofluorobenzene (FID) (S)	%				101	96	70-130			
4-Bromofluorobenzene (PID) (S)	%				89	85	70-130			

Results presented on this page are in the units indicated by the "Units" column except where an alternate unit is presented to the right of the result.

REPORT OF LABORATORY ANALYSIS

This report shall not be reproduced, except in full,
without the written consent of Pace Analytical Services, LLC.

Pace Analytical Services, LLC
9800 Kincey Ave. Suite 100
Huntersville, NC 28078
(704)875-9092

QUALITY CONTROL DATA

Project: 2020-L1-2448
Pace Project No.: 92587904

QC Batch: 678191
QC Batch Method: EPA 5035A/5030B
Analysis Method: EPA 8260D
Analysis Description: 8260D 5035A 5030B
Laboratory: Pace Analytical Services - Charlotte

Associated Lab Samples: 92587904001

METHOD BLANK: 3549364 Matrix: Solid
Associated Lab Samples: 92587904001

Parameter	Units	Blank Result	Reporting Limit	MDL	Analyzed	Qualifiers
1,1,1,2-Tetrachloroethane	ug/kg	ND	5.0	1.9	02/16/22 13:47	
1,1,1-Trichloroethane	ug/kg	ND	5.0	2.6	02/16/22 13:47	
1,1,2,2-Tetrachloroethane	ug/kg	ND	5.0	1.3	02/16/22 13:47	
1,1,2-Trichloroethane	ug/kg	ND	5.0	1.7	02/16/22 13:47	
1,1-Dichloroethane	ug/kg	ND	5.0	2.1	02/16/22 13:47	
1,1-Dichloroethene	ug/kg	ND	5.0	2.1	02/16/22 13:47	
1,1-Dichloropropene	ug/kg	ND	5.0	2.4	02/16/22 13:47	
1,2,3-Trichlorobenzene	ug/kg	ND	5.0	4.0	02/16/22 13:47	
1,2,3-Trichloropropane	ug/kg	ND	5.0	2.5	02/16/22 13:47	
1,2,4-Trichlorobenzene	ug/kg	ND	5.0	4.2	02/16/22 13:47	
1,2,4-Trimethylbenzene	ug/kg	ND	5.0	1.4	02/16/22 13:47	
1,2-Dibromo-3-chloropropane	ug/kg	ND	5.0	1.9	02/16/22 13:47	
1,2-Dibromoethane (EDB)	ug/kg	ND	5.0	2.2	02/16/22 13:47	
1,2-Dichlorobenzene	ug/kg	ND	5.0	1.8	02/16/22 13:47	
1,2-Dichloroethane	ug/kg	ND	5.0	3.3	02/16/22 13:47	
1,2-Dichloropropane	ug/kg	ND	5.0	1.5	02/16/22 13:47	
1,3,5-Trimethylbenzene	ug/kg	ND	5.0	1.7	02/16/22 13:47	
1,3-Dichlorobenzene	ug/kg	ND	5.0	1.6	02/16/22 13:47	
1,3-Dichloropropane	ug/kg	ND	5.0	1.6	02/16/22 13:47	
1,4-Dichlorobenzene	ug/kg	ND	5.0	1.3	02/16/22 13:47	
2,2-Dichloropropane	ug/kg	ND	5.0	1.6	02/16/22 13:47	
2-Butanone (MEK)	ug/kg	ND	100	24.0	02/16/22 13:47	
2-Chlorotoluene	ug/kg	ND	5.0	1.8	02/16/22 13:47	
2-Hexanone	ug/kg	ND	50.0	4.8	02/16/22 13:47	
4-Chlorotoluene	ug/kg	ND	5.0	0.88	02/16/22 13:47	
4-Methyl-2-pentanone (MIBK)	ug/kg	ND	50.0	4.8	02/16/22 13:47	
Acetone	ug/kg	ND	100	32.1	02/16/22 13:47	
Benzene	ug/kg	ND	5.0	2.0	02/16/22 13:47	
Bromobenzene	ug/kg	ND	5.0	1.6	02/16/22 13:47	
Bromochloromethane	ug/kg	ND	5.0	1.5	02/16/22 13:47	
Bromodichloromethane	ug/kg	ND	5.0	1.9	02/16/22 13:47	
Bromoform	ug/kg	ND	5.0	1.8	02/16/22 13:47	
Bromomethane	ug/kg	ND	10.0	7.9	02/16/22 13:47	IK,v1
Carbon tetrachloride	ug/kg	ND	5.0	1.9	02/16/22 13:47	
Chlorobenzene	ug/kg	ND	5.0	0.96	02/16/22 13:47	
Chloroethane	ug/kg	ND	10.0	3.9	02/16/22 13:47	
Chloroform	ug/kg	ND	5.0	3.0	02/16/22 13:47	
Chloromethane	ug/kg	ND	10.0	4.2	02/16/22 13:47	
cis-1,2-Dichloroethene	ug/kg	ND	5.0	1.7	02/16/22 13:47	
cis-1,3-Dichloropropene	ug/kg	ND	5.0	1.4	02/16/22 13:47	

Results presented on this page are in the units indicated by the "Units" column except where an alternate unit is presented to the right of the result.

REPORT OF LABORATORY ANALYSIS

This report shall not be reproduced, except in full,
without the written consent of Pace Analytical Services, LLC.

Pace Analytical Services, LLC
9800 Kincey Ave. Suite 100
Huntersville, NC 28078
(704)875-9092

QUALITY CONTROL DATA

Project: 2020-L1-2448
Pace Project No.: 92587904

METHOD BLANK: 3549364 Matrix: Solid
Associated Lab Samples: 92587904001

Parameter	Units	Blank Result	Reporting Limit	MDL	Analyzed	Qualifiers
Dibromochloromethane	ug/kg	ND	5.0	2.8	02/16/22 13:47	
Dibromomethane	ug/kg	ND	5.0	1.1	02/16/22 13:47	
Dichlorodifluoromethane	ug/kg	ND	10.0	2.2	02/16/22 13:47	
Diisopropyl ether	ug/kg	ND	5.0	1.4	02/16/22 13:47	
Ethylbenzene	ug/kg	ND	5.0	2.3	02/16/22 13:47	
Hexachloro-1,3-butadiene	ug/kg	ND	10.0	8.2	02/16/22 13:47	
Isopropylbenzene (Cumene)	ug/kg	ND	5.0	1.7	02/16/22 13:47	
m&p-Xylene	ug/kg	ND	10.0	3.4	02/16/22 13:47	
Methyl-tert-butyl ether	ug/kg	ND	5.0	1.9	02/16/22 13:47	
Methylene Chloride	ug/kg	ND	20.0	13.7	02/16/22 13:47	
n-Butylbenzene	ug/kg	ND	5.0	2.4	02/16/22 13:47	
n-Propylbenzene	ug/kg	ND	5.0	1.8	02/16/22 13:47	
Naphthalene	ug/kg	ND	5.0	2.6	02/16/22 13:47	
o-Xylene	ug/kg	ND	5.0	2.2	02/16/22 13:47	
p-Isopropyltoluene	ug/kg	ND	5.0	2.5	02/16/22 13:47	
sec-Butylbenzene	ug/kg	ND	5.0	2.2	02/16/22 13:47	
Styrene	ug/kg	ND	5.0	1.3	02/16/22 13:47	
tert-Butylbenzene	ug/kg	ND	5.0	1.8	02/16/22 13:47	
Tetrachloroethene	ug/kg	ND	5.0	1.6	02/16/22 13:47	
Toluene	ug/kg	ND	5.0	1.4	02/16/22 13:47	
trans-1,2-Dichloroethene	ug/kg	ND	5.0	1.8	02/16/22 13:47	
trans-1,3-Dichloropropene	ug/kg	ND	5.0	1.7	02/16/22 13:47	
Trichloroethene	ug/kg	ND	5.0	1.3	02/16/22 13:47	
Trichlorofluoromethane	ug/kg	ND	5.0	2.8	02/16/22 13:47	
Vinyl acetate	ug/kg	ND	50.0	3.6	02/16/22 13:47	
Vinyl chloride	ug/kg	ND	10.0	2.5	02/16/22 13:47	
Xylene (Total)	ug/kg	ND	10.0	2.8	02/16/22 13:47	
1,2-Dichloroethane-d4 (S)	%	104	70-130		02/16/22 13:47	
4-Bromofluorobenzene (S)	%	99	69-134		02/16/22 13:47	
Toluene-d8 (S)	%	102	70-130		02/16/22 13:47	

LABORATORY CONTROL SAMPLE: 3549365

Parameter	Units	Spike Conc.	LCS Result	LCS % Rec	% Rec Limits	Qualifiers
1,1,1,2-Tetrachloroethane	ug/kg	1250	1100	88	70-130	
1,1,1-Trichloroethane	ug/kg	1250	1040	84	70-130	
1,1,2,2-Tetrachloroethane	ug/kg	1250	1020	82	70-130	
1,1,2-Trichloroethane	ug/kg	1250	1070	85	70-130	
1,1-Dichloroethane	ug/kg	1250	1040	84	70-130	
1,1-Dichloroethene	ug/kg	1250	1060	85	70-130	
1,1-Dichloropropene	ug/kg	1250	1060	84	70-130	
1,2,3-Trichlorobenzene	ug/kg	1250	1170	93	65-130	
1,2,3-Trichloropropane	ug/kg	1250	1030	82	70-130	
1,2,4-Trichlorobenzene	ug/kg	1250	1200	96	68-130	

Results presented on this page are in the units indicated by the "Units" column except where an alternate unit is presented to the right of the result.

REPORT OF LABORATORY ANALYSIS

This report shall not be reproduced, except in full,
without the written consent of Pace Analytical Services, LLC.

Pace Analytical Services, LLC
9800 Kincey Ave. Suite 100
Huntersville, NC 28078
(704)875-9092

QUALITY CONTROL DATA

Project: 2020-L1-2448
Pace Project No.: 92587904

LABORATORY CONTROL SAMPLE: 3549365

Parameter	Units	Spike Conc.	LCS Result	LCS % Rec	% Rec Limits	Qualifiers
1,2,4-Trimethylbenzene	ug/kg	1250	1070	86	70-130	
1,2-Dibromo-3-chloropropane	ug/kg	1250	1120	89	70-130	
1,2-Dibromoethane (EDB)	ug/kg	1250	1040	83	70-130	
1,2-Dichlorobenzene	ug/kg	1250	1110	89	70-130	
1,2-Dichloroethane	ug/kg	1250	1030	83	63-130	
1,2-Dichloropropane	ug/kg	1250	1050	84	70-130	
1,3,5-Trimethylbenzene	ug/kg	1250	1130	90	70-130	
1,3-Dichlorobenzene	ug/kg	1250	1140	91	70-130	
1,3-Dichloropropane	ug/kg	1250	1020	81	70-130	
1,4-Dichlorobenzene	ug/kg	1250	1100	88	70-130	
2,2-Dichloropropane	ug/kg	1250	1080	87	66-130	
2-Butanone (MEK)	ug/kg	2500	2000	80	70-130	
2-Chlorotoluene	ug/kg	1250	1070	86	70-130	
2-Hexanone	ug/kg	2500	2040	82	70-130	
4-Chlorotoluene	ug/kg	1250	1030	82	70-130	
4-Methyl-2-pentanone (MIBK)	ug/kg	2500	2170	87	70-130	
Acetone	ug/kg	2500	2060	82	69-130	
Benzene	ug/kg	1250	1030	82	70-130	
Bromobenzene	ug/kg	1250	1110	89	70-130	
Bromochloromethane	ug/kg	1250	1050	84	70-130	
Bromodichloromethane	ug/kg	1250	1100	88	69-130	
Bromoform	ug/kg	1250	1120	90	70-130	
Bromomethane	ug/kg	1250	1640	131	52-130	IK,L1,v1
Carbon tetrachloride	ug/kg	1250	1130	91	70-130	
Chlorobenzene	ug/kg	1250	1080	86	70-130	
Chloroethane	ug/kg	1250	1230	98	65-130	
Chloroform	ug/kg	1250	1080	86	70-130	
Chloromethane	ug/kg	1250	1040	84	55-130	
cis-1,2-Dichloroethene	ug/kg	1250	1060	85	70-130	
cis-1,3-Dichloropropene	ug/kg	1250	1060	85	70-130	
Dibromochloromethane	ug/kg	1250	1020	82	70-130	
Dibromomethane	ug/kg	1250	1100	88	70-130	
Dichlorodifluoromethane	ug/kg	1250	1190	95	45-156	
Diisopropyl ether	ug/kg	1250	986	79	70-130	
Ethylbenzene	ug/kg	1250	1020	82	70-130	
Hexachloro-1,3-butadiene	ug/kg	1250	1350	108	66-130	
Isopropylbenzene (Cumene)	ug/kg	1250	1150	92	70-130	
m&p-Xylene	ug/kg	2500	2210	88	70-130	
Methyl-tert-butyl ether	ug/kg	1250	995	80	70-130	
Methylene Chloride	ug/kg	1250	1150	92	65-130	
n-Butylbenzene	ug/kg	1250	1170	94	67-130	
n-Propylbenzene	ug/kg	1250	1080	86	70-130	
Naphthalene	ug/kg	1250	1090	87	70-130	
o-Xylene	ug/kg	1250	1090	87	70-130	
p-Isopropyltoluene	ug/kg	1250	1190	95	67-130	
sec-Butylbenzene	ug/kg	1250	1130	90	69-130	
Styrene	ug/kg	1250	1150	92	70-130	

Results presented on this page are in the units indicated by the "Units" column except where an alternate unit is presented to the right of the result.

REPORT OF LABORATORY ANALYSIS

This report shall not be reproduced, except in full,
without the written consent of Pace Analytical Services, LLC.

Pace Analytical Services, LLC
9800 Kincey Ave. Suite 100
Huntersville, NC 28078
(704)875-9092

QUALITY CONTROL DATA

Project: 2020-L1-2448
Pace Project No.: 92587904

LABORATORY CONTROL SAMPLE: 3549365

Parameter	Units	Spike Conc.	LCS Result	LCS % Rec	% Rec Limits	Qualifiers
tert-Butylbenzene	ug/kg	1250	1120	90	67-130	
Tetrachloroethene	ug/kg	1250	1040	84	70-130	
Toluene	ug/kg	1250	1050	84	70-130	
trans-1,2-Dichloroethene	ug/kg	1250	1080	87	70-130	
trans-1,3-Dichloropropene	ug/kg	1250	1100	88	68-130	
Trichloroethene	ug/kg	1250	1060	85	70-130	
Trichlorofluoromethane	ug/kg	1250	1030	82	70-130	
Vinyl acetate	ug/kg	2500	2470	99	70-130	
Vinyl chloride	ug/kg	1250	1110	89	61-130	
Xylene (Total)	ug/kg	3750	3300	88	70-130	
1,2-Dichloroethane-d4 (S)	%			86	70-130	
4-Bromofluorobenzene (S)	%			98	69-134	
Toluene-d8 (S)	%			99	70-130	

MATRIX SPIKE SAMPLE: 3549366

Parameter	Units	92587666021 Result	Spike Conc.	MS Result	MS % Rec	% Rec Limits	Qualifiers
1,1,1,2-Tetrachloroethane	ug/kg	ND	585	543	93	70-131	
1,1,1-Trichloroethane	ug/kg	ND	585	569	97	65-133	
1,1,2,2-Tetrachloroethane	ug/kg	ND	585	511	87	66-130	
1,1,2-Trichloroethane	ug/kg	ND	585	510	87	66-133	
1,1-Dichloroethane	ug/kg	ND	585	545	93	65-130	
1,1-Dichloroethene	ug/kg	ND	585	597	102	10-158	
1,1-Dichloropropene	ug/kg	ND	585	594	102	68-133	
1,2,3-Trichlorobenzene	ug/kg	ND	585	524	90	27-138	
1,2,3-Trichloropropane	ug/kg	ND	585	503	86	67-130	
1,2,4-Trichlorobenzene	ug/kg	ND	585	581	99	51-134	
1,2,4-Trimethylbenzene	ug/kg	ND	585	547	94	63-136	
1,2-Dibromo-3-chloropropane	ug/kg	ND	585	481	82	32-130	
1,2-Dibromoethane (EDB)	ug/kg	ND	585	528	90	70-130	
1,2-Dichlorobenzene	ug/kg	ND	585	544	93	69-130	
1,2-Dichloroethane	ug/kg	ND	585	521	89	59-130	
1,2-Dichloropropane	ug/kg	ND	585	527	90	70-130	
1,3,5-Trimethylbenzene	ug/kg	ND	585	563	96	65-137	
1,3-Dichlorobenzene	ug/kg	ND	585	566	97	70-130	
1,3-Dichloropropane	ug/kg	ND	585	520	89	70-130	
1,4-Dichlorobenzene	ug/kg	ND	585	538	92	68-130	
2,2-Dichloropropane	ug/kg	ND	585	536	92	32-130	
2-Butanone (MEK)	ug/kg	ND	1170	1010	85	10-136	
2-Chlorotoluene	ug/kg	ND	585	532	91	69-141	
2-Hexanone	ug/kg	ND	1170	953	82	10-144	
4-Chlorotoluene	ug/kg	ND	585	507	87	70-132	
4-Methyl-2-pentanone (MIBK)	ug/kg	ND	1170	1010	86	25-143	
Acetone	ug/kg	ND	1170	889	76	10-130	
Benzene	ug/kg	ND	585	532	91	67-130	

Results presented on this page are in the units indicated by the "Units" column except where an alternate unit is presented to the right of the result.

REPORT OF LABORATORY ANALYSIS

This report shall not be reproduced, except in full,
without the written consent of Pace Analytical Services, LLC.

Pace Analytical Services, LLC
9800 Kincey Ave. Suite 100
Huntersville, NC 28078
(704)875-9092

QUALITY CONTROL DATA

Project: 2020-L1-2448
Pace Project No.: 92587904

MATRIX SPIKE SAMPLE: 3549366

Parameter	Units	92587666021 Result	Spike Conc.	MS Result	MS % Rec	% Rec Limits	Qualifiers
Bromobenzene	ug/kg	ND	585	540	92	70-130	
Bromochloromethane	ug/kg	ND	585	503	86	69-134	
Bromodichloromethane	ug/kg	ND	585	517	88	64-130	
Bromoform	ug/kg	ND	585	487	83	62-130	
Bromomethane	ug/kg	ND	585	466	80	20-176	IK,v1
Carbon tetrachloride	ug/kg	ND	585	568	97	65-140	
Chlorobenzene	ug/kg	ND	585	561	96	70-130	
Chloroethane	ug/kg	ND	585	271	46	10-130	
Chloroform	ug/kg	ND	585	564	96	63-130	
Chloromethane	ug/kg	ND	585	530	91	58-130	
cis-1,2-Dichloroethene	ug/kg	ND	585	563	96	66-130	
cis-1,3-Dichloropropene	ug/kg	ND	585	499	85	67-130	
Dibromochloromethane	ug/kg	ND	585	470	80	67-130	
Dibromomethane	ug/kg	ND	585	511	87	63-131	
Dichlorodifluoromethane	ug/kg	ND	585	558	95	44-180	
Diisopropyl ether	ug/kg	ND	585	516	88	63-130	
Ethylbenzene	ug/kg	ND	585	543	93	66-130	
Hexachloro-1,3-butadiene	ug/kg	ND	585	665	114	64-150	
Isopropylbenzene (Cumene)	ug/kg	ND	585	609	104	69-135	
m&p-Xylene	ug/kg	ND	1170	1180	101	60-133	
Methyl-tert-butyl ether	ug/kg	ND	585	518	89	65-130	
Methylene Chloride	ug/kg	ND	585	585	99	61-130	
n-Butylbenzene	ug/kg	ND	585	585	100	65-140	
n-Propylbenzene	ug/kg	ND	585	536	92	67-140	
Naphthalene	ug/kg	ND	585	481	82	15-145	
o-Xylene	ug/kg	ND	585	584	100	66-133	
p-Isopropyltoluene	ug/kg	ND	585	588	101	56-147	
sec-Butylbenzene	ug/kg	ND	585	576	99	65-139	
Styrene	ug/kg	ND	585	574	98	70-132	
tert-Butylbenzene	ug/kg	ND	585	536	92	62-135	
Tetrachloroethene	ug/kg	ND	585	574	98	70-135	
Toluene	ug/kg	ND	585	551	94	67-130	
trans-1,2-Dichloroethene	ug/kg	ND	585	586	100	69-130	
trans-1,3-Dichloropropene	ug/kg	ND	585	514	88	62-130	
Trichloroethene	ug/kg	ND	585	544	93	70-135	
Trichlorofluoromethane	ug/kg	ND	585	348	60	10-130	
Vinyl acetate	ug/kg	ND	1170	1150	98	53-130	
Vinyl chloride	ug/kg	ND	585	494	85	61-148	
Xylene (Total)	ug/kg	ND	1750	1760	101	63-132	
1,2-Dichloroethane-d4 (S)	%				100	70-130	
4-Bromofluorobenzene (S)	%				101	69-134	
Toluene-d8 (S)	%				99	70-130	

Results presented on this page are in the units indicated by the "Units" column except where an alternate unit is presented to the right of the result.

REPORT OF LABORATORY ANALYSIS

This report shall not be reproduced, except in full,
without the written consent of Pace Analytical Services, LLC.

Pace Analytical Services, LLC
9800 Kincey Ave. Suite 100
Huntersville, NC 28078
(704)875-9092

QUALITY CONTROL DATA

Project: 2020-L1-2448
Pace Project No.: 92587904

SAMPLE DUPLICATE: 3549367

Parameter	Units	92587666022 Result	Dup Result	RPD	Max RPD	Qualifiers
1,1,1,2-Tetrachloroethane	ug/kg	ND	ND		30	
1,1,1-Trichloroethane	ug/kg	ND	ND		30	
1,1,2,2-Tetrachloroethane	ug/kg	ND	ND		30	
1,1,2-Trichloroethane	ug/kg	ND	ND		30	
1,1-Dichloroethane	ug/kg	ND	ND		30	
1,1-Dichloroethene	ug/kg	ND	ND		30	
1,1-Dichloropropene	ug/kg	ND	ND		30	
1,2,3-Trichlorobenzene	ug/kg	ND	ND		30	
1,2,3-Trichloropropane	ug/kg	ND	ND		30	
1,2,4-Trichlorobenzene	ug/kg	ND	ND		30	
1,2,4-Trimethylbenzene	ug/kg	ND	ND		30	
1,2-Dibromo-3-chloropropane	ug/kg	ND	ND		30	
1,2-Dibromoethane (EDB)	ug/kg	ND	ND		30	
1,2-Dichlorobenzene	ug/kg	ND	ND		30	
1,2-Dichloroethane	ug/kg	ND	ND		30	
1,2-Dichloropropane	ug/kg	ND	ND		30	
1,3,5-Trimethylbenzene	ug/kg	ND	ND		30	
1,3-Dichlorobenzene	ug/kg	ND	ND		30	
1,3-Dichloropropane	ug/kg	ND	ND		30	
1,4-Dichlorobenzene	ug/kg	ND	ND		30	
2,2-Dichloropropane	ug/kg	ND	ND		30	
2-Butanone (MEK)	ug/kg	ND	ND		30	
2-Chlorotoluene	ug/kg	ND	ND		30	
2-Hexanone	ug/kg	ND	ND		30	
4-Chlorotoluene	ug/kg	ND	ND		30	
4-Methyl-2-pentanone (MIBK)	ug/kg	ND	ND		30	
Acetone	ug/kg	ND	ND		30	
Benzene	ug/kg	ND	ND		30	
Bromobenzene	ug/kg	ND	ND		30	
Bromochloromethane	ug/kg	ND	ND		30	
Bromodichloromethane	ug/kg	ND	ND		30	
Bromoform	ug/kg	ND	ND		30	
Bromomethane	ug/kg	ND	ND		30	IK,v1
Carbon tetrachloride	ug/kg	ND	ND		30	
Chlorobenzene	ug/kg	ND	ND		30	
Chloroethane	ug/kg	ND	ND		30	
Chloroform	ug/kg	ND	ND		30	
Chloromethane	ug/kg	ND	ND		30	
cis-1,2-Dichloroethene	ug/kg	ND	ND		30	
cis-1,3-Dichloropropene	ug/kg	ND	ND		30	
Dibromochloromethane	ug/kg	ND	ND		30	
Dibromomethane	ug/kg	ND	ND		30	
Dichlorodifluoromethane	ug/kg	ND	ND		30	
Diisopropyl ether	ug/kg	ND	ND		30	
Ethylbenzene	ug/kg	ND	ND		30	
Hexachloro-1,3-butadiene	ug/kg	ND	ND		30	
Isopropylbenzene (Cumene)	ug/kg	ND	ND		30	

Results presented on this page are in the units indicated by the "Units" column except where an alternate unit is presented to the right of the result.

REPORT OF LABORATORY ANALYSIS

This report shall not be reproduced, except in full,
without the written consent of Pace Analytical Services, LLC.

Pace Analytical Services, LLC
9800 Kincey Ave. Suite 100
Huntersville, NC 28078
(704)875-9092

QUALITY CONTROL DATA

Project: 2020-L1-2448
Pace Project No.: 92587904

SAMPLE DUPLICATE: 3549367

Parameter	Units	92587666022 Result	Dup Result	RPD	Max RPD	Qualifiers
m&p-Xylene	ug/kg	ND	ND		30	
Methyl-tert-butyl ether	ug/kg	ND	ND		30	
Methylene Chloride	ug/kg	ND	ND		30	
n-Butylbenzene	ug/kg	ND	ND		30	
n-Propylbenzene	ug/kg	ND	ND		30	
Naphthalene	ug/kg	3.7J	ND		30	
o-Xylene	ug/kg	ND	ND		30	
p-Isopropyltoluene	ug/kg	ND	ND		30	
sec-Butylbenzene	ug/kg	ND	ND		30	
Styrene	ug/kg	ND	ND		30	
tert-Butylbenzene	ug/kg	ND	ND		30	
Tetrachloroethene	ug/kg	ND	ND		30	
Toluene	ug/kg	ND	ND		30	
trans-1,2-Dichloroethene	ug/kg	ND	ND		30	
trans-1,3-Dichloropropene	ug/kg	ND	ND		30	
Trichloroethene	ug/kg	ND	ND		30	
Trichlorofluoromethane	ug/kg	ND	ND		30	
Vinyl acetate	ug/kg	ND	ND		30	
Vinyl chloride	ug/kg	ND	ND		30	
Xylene (Total)	ug/kg	ND	ND		30	
1,2-Dichloroethane-d4 (S)	%	94	94			
4-Bromofluorobenzene (S)	%	99	97			
Toluene-d8 (S)	%	99	98			

Results presented on this page are in the units indicated by the "Units" column except where an alternate unit is presented to the right of the result.

REPORT OF LABORATORY ANALYSIS

This report shall not be reproduced, except in full,
without the written consent of Pace Analytical Services, LLC.

Pace Analytical Services, LLC
9800 Kincey Ave. Suite 100
Huntersville, NC 28078
(704)875-9092

QUALITY CONTROL DATA

Project: 2020-L1-2448
Pace Project No.: 92587904

QC Batch: 678143
QC Batch Method: SW-846
Analysis Method: SW-846
Analysis Description: Dry Weight/Percent Moisture
Laboratory: Pace Analytical Services - Charlotte

Associated Lab Samples: 92587904001

SAMPLE DUPLICATE: 3548992

Parameter	Units	92587666021 Result	Dup Result	RPD	Max RPD	Qualifiers
Percent Moisture	%	9.2	9.1	2	25	N2

SAMPLE DUPLICATE: 3548993

Parameter	Units	92587942001 Result	Dup Result	RPD	Max RPD	Qualifiers
Percent Moisture	%	19.3	19.9	3	25	N2

Results presented on this page are in the units indicated by the "Units" column except where an alternate unit is presented to the right of the result.

REPORT OF LABORATORY ANALYSIS

This report shall not be reproduced, except in full,
without the written consent of Pace Analytical Services, LLC.

Pace Analytical Services, LLC
9800 Kincey Ave. Suite 100
Huntersville, NC 28078
(704)875-9092

QUALIFIERS

Project: 2020-L1-2448
Pace Project No.: 92587904

DEFINITIONS

DF - Dilution Factor, if reported, represents the factor applied to the reported data due to dilution of the sample aliquot.

ND - Not Detected at or above adjusted reporting limit.

TNTC - Too Numerous To Count

J - Estimated concentration above the adjusted method detection limit and below the adjusted reporting limit.

MDL - Adjusted Method Detection Limit.

PQL - Practical Quantitation Limit.

RL - Reporting Limit - The lowest concentration value that meets project requirements for quantitative data with known precision and bias for a specific analyte in a specific matrix.

S - Surrogate

1,2-Diphenylhydrazine decomposes to and cannot be separated from Azobenzene using Method 8270. The result for each analyte is a combined concentration.

Consistent with EPA guidelines, unrounded data are displayed and have been used to calculate % recovery and RPD values.

LCS(D) - Laboratory Control Sample (Duplicate)

MS(D) - Matrix Spike (Duplicate)

DUP - Sample Duplicate

RPD - Relative Percent Difference

NC - Not Calculable.

SG - Silica Gel - Clean-Up

U - Indicates the compound was analyzed for, but not detected.

Acid preservation may not be appropriate for 2 Chloroethylvinyl ether.

A separate vial preserved to a pH of 4-5 is recommended in SW846 Chapter 4 for the analysis of Acrolein and Acrylonitrile by EPA Method 8260.

N-Nitrosodiphenylamine decomposes and cannot be separated from Diphenylamine using Method 8270. The result reported for each analyte is a combined concentration.

Reported results are not rounded until the final step prior to reporting. Therefore, calculated parameters that are typically reported as "Total" may vary slightly from the sum of the reported component parameters.

Pace Analytical is TNI accredited. Contact your Pace PM for the current list of accredited analytes.

TNI - The NELAC Institute.

ANALYTE QUALIFIERS

IK	The recalculated concentration of the calibration standard(s) did not meet method acceptance criteria; this result should be considered an estimated value.
L1	Analyte recovery in the laboratory control sample (LCS) was above QC limits. Results for this analyte in associated samples may be biased high.
N2	The lab does not hold NELAC/TNI accreditation for this parameter but other accreditations/certifications may apply. A complete list of accreditations/certifications is available upon request.
v1	The continuing calibration verification was above the method acceptance limit. Any detection for the analyte in the associated samples may have a high bias.

This report shall not be reproduced, except in full,
without the written consent of Pace Analytical Services, LLC.

Pace Analytical Services, LLC
9800 Kincey Ave. Suite 100
Huntersville, NC 28078
(704)875-9092

QUALITY CONTROL DATA CROSS REFERENCE TABLE

Project: 2020-L1-2448
Pace Project No.: 92587904

Lab ID	Sample ID	QC Batch Method	QC Batch	Analytical Method	Analytical Batch
92587904001	**MW-25R (60-62)**	MADEP VPH	677800	MADEP VPH	677808
92587904001	**MW-25R (60-62)**	EPA 5035A/5030B	678191	EPA 8260D	678431
92587904001	**MW-25R (60-62)**	SW-846	678143		

This report shall not be reproduced, except in full,
without the written consent of Pace Analytical Services, LLC.

Pace Analytical

CHAIN-OF-CUSTODY Analytical Request Document

Chain-of-Custody is a LEGAL DOCUMENT - Complete all relevent fields

LAB WO# : 92587904

92587904

Con

r Number or

Y

Company: Apex Companies	Billing Information:
Address: 4900 Northwoods Bus. Pkwy Ste 0	
Report To: Andrew Street	Email To: andrew.street@apexcos.com
Copy To:	Site Collection Info/Address: Huntersville
Customer Project Name/Number: 8020-L1-2448	State: NC County/City: Meck Time Zone Collected: [ ] PT [ ] MT [ ] CT [X] ET
Phone: Email:	Site/Facility ID #: CPC Huntersville Compliance Monitoring? [ ] Yes [ ] No
Collected By (print): Roger Cantley	Purchase Order #: Quote #: DW PWS ID #: DW Location Code:
Collected By (signature): [signature]	Turnaround Date Required: Immediately Packed on Ice: [✓] Yes [ ] No
Sample Disposal: [ ] Dispose as appropriate [ ] Return [ ] Archive: ____ [ ] Hold: ____	Rush: [ ] Same Day [ ] Next Day [ ] 2 Day [ ] 3 Day [ ] 4 Day [ ] 5 Day (Expedite Charges Apply) Field Filtered (if applicable): [ ] Yes [ ] No Analysis: ____

** Preservative Types: (1) nitric acid, (2) sulfuric acid, (3) hydrochloric acid, (4) sodium hydroxide, (5) zinc acetate, (6) methanol, (7) sodium bisulfate, (8) sodium thiosulfate, (9) hexane, (A) ascorbic acid, (B) ammonium sulfate, (C) ammonium hydroxide, (D) TSP, (U) Unpreserved, (O) Other ____

* Matrix Codes (Insert in Matrix box below): Drinking Water (DW), Ground Water (GW), Wastewater (WW), Product (P), Soil/Solid (SL), Oil (OL), Wipe (WP), Air (AR), Tissue (TS), Bioassay (B), Vapor (V), Other (OT)

Analyses

Customer Sample ID	Matrix *	Comp / Grab	Collected (or Composite Start) Date	Time	Composite End Date	Time	Res Cl	# of Ctns	MA-APH	8260 VOC
MW-25R(60-62)	SL	Grab	2/9/22	1045	—	—	—	3	X	X

Lab Profile/Line:

Lab Sample Receipt Checklist:

Custody Seals Present/Intact	Y N NA
Custody Signatures Present	Y N NA
Collector Signature Present	Y N NA
Bottles Intact	Y N NA
Correct Bottles	Y N NA
Sufficient Volume	Y N NA
Samples Received on Ice	Y N NA
VOA - Headspace Acceptable	Y N NA
USDA Regulated Soils	Y N NA
Samples in Holding Time	Y N NA
Residual Chlorine Present	Y N NA
Cl Strips: ____	
Sample pH Acceptable	Y N NA
pH Strips: ____	
Sulfide Present	Y N NA
Lead Acetate Strips: ____	

LAB USE ONLY:
Lab Sample # / Comments:

92587904

Customer Remarks / Special Conditions / Possible Hazards:

Type of Ice Used: Wet Blue Dry None

Packing Material Used:

Radchem sample(s) screened (<500 cpm): Y N NA

SHORT HOLDS PRESENT (<72 hours): Y N N/A

Lab Tracking #: 2632552

Samples received via: FEDEX UPS Client Courier Pace Courier

Lab Sample Temperature Info:
Temp Blank Received: Y N NA
Therm ID#: 521064
Cooler 1 Temp Upon Receipt: 7.2 oC
Cooler 1 Therm Corr. Factor: 0 oC
Cooler 1 Corrected Temp: 7.2 oC
Comments:

Relinquished by/Company: (Signature)	Date/Time:	Received by/Company: (Signature)	Date/Time:
[signature] Apex	2-11-22 / 07:00	KH Pace HVL	2/11/22 1634
Relinquished by/Company: (Signature)	Date/Time:	Received by/Company: (Signature)	Date/Time:
Relinquished by/Company: (Signature)	Date/Time:	Received by/Company: (Signature)	Date/Time:

MTJL LAB USE ONLY
Table #:
Acctnum:
Template:
Prelogin:
PM:
PB:

Trip Blank Received: Y N NA
HCL MeOH TSP Other

Non Conformance(s): YES / NO

Page: 1 of: 1

Pace Analytical Services, LLC
9800 Kincey Ave. Suite 100
Huntersville, NC 28078
(704)875-9092

February 03, 2022

Andrew Wreschnig
AECOM
6000 Fairview Road
Suite 200
Charlotte, NC 28210

RE: Project: CPC HUNTERSVILLE-60639876
Pace Project No.: 92585314

Dear Andrew Wreschnig:

Enclosed are the analytical results for sample(s) received by the laboratory on January 31, 2022. The results relate only to the samples included in this report. Results reported herein conform to the applicable TNI/NELAC Standards and the laboratory's Quality Manual, where applicable, unless otherwise noted in the body of the report.

The test results provided in this final report were generated by each of the following laboratories within the Pace Network:

- Pace Analytical Services - Asheville
- Pace Analytical Services - Charlotte

If you have any questions concerning this report, please feel free to contact me.

Sincerely,

Bonnie Vang
bonnie.vang@pacelabs.com
(704)875-9092
Project Manager

Enclosures

cc: Teresa Amentt Jennings, AECOM
Jeff Morrison, Colonial Pipeline Company

This report shall not be reproduced, except in full,
without the written consent of Pace Analytical Services, LLC.

Pace Analytical Services, LLC
9800 Kincey Ave. Suite 100
Huntersville, NC 28078
(704)875-9092

CERTIFICATIONS

Project: CPC HUNTERSVILLE-60639876
Pace Project No.: 92585314

Pace Analytical Services Charlotte

South Carolina Laboratory ID: 99006
9800 Kincey Ave. Ste 100, Huntersville, NC 28078
North Carolina Drinking Water Certification #: 37706
North Carolina Field Services Certification #: 5342
North Carolina Wastewater Certification #: 12
South Carolina Laboratory ID: 99006
South Carolina Certification #: 99006001
South Carolina Drinking Water Cert. #: 99006003
Florida/NELAP Certification #: E87627
Kentucky UST Certification #: 84
Louisiana DoH Drinking Water #: LA029
Virginia/VELAP Certification #: 460221

Pace Analytical Services Asheville

2225 Riverside Drive, Asheville, NC 28804
Florida/NELAP Certification #: E87648
North Carolina Drinking Water Certification #: 37712
North Carolina Wastewater Certification #: 40
South Carolina Laboratory ID: 99030
South Carolina Certification #: 99030001
Virginia/VELAP Certification #: 460222

This report shall not be reproduced, except in full,
without the written consent of Pace Analytical Services, LLC.

Pace Analytical Services, LLC
9800 Kincey Ave. Suite 100
Huntersville, NC 28078
(704)875-9092

SAMPLE SUMMARY

Project: CPC HUNTERSVILLE-60639876
Pace Project No.: 92585314

Lab ID	Sample ID	Matrix	Date Collected	Date Received
92585314001	**MW-65D**	Water	01/31/22 14:15	01/31/22 16:41
92585314002	**MW-65**	Water	01/31/22 12:25	01/31/22 16:41
92585314003	**MW-74**	Water	01/31/22 10:35	01/31/22 16:41
92585314004	**MW-70**	Water	01/31/22 14:30	01/31/22 16:41
92585314005	**MW-64**	Water	01/31/22 15:40	01/31/22 16:41
92585314006	**MW-75**	Water	01/31/22 13:00	01/31/22 16:41
92585314007	**DUP-1-20220131**	Water	01/31/22 00:00	01/31/22 16:41
92585314008	**TRIP BLANK**	Water	01/31/22 00:00	01/31/22 16:41

REPORT OF LABORATORY ANALYSIS

This report shall not be reproduced, except in full,
without the written consent of Pace Analytical Services, LLC.

Pace Analytical Services, LLC
9800 Kincey Ave. Suite 100
Huntersville, NC 28078
(704)875-9092

SAMPLE ANALYTE COUNT

Project: CPC HUNTERSVILLE-60639876
Pace Project No.: 92585314

Lab ID	Sample ID	Method	Analysts	Analytes Reported	Laboratory
92585314001	**MW-65D**	MADEP VPH	MAD	6	PASI-C
		EPA 6010D	CBV	1	PASI-A
		SM 6200B	SAS	63	PASI-C
92585314002	**MW-65**	MADEP VPH	MAD	6	PASI-C
		EPA 6010D	CBV	1	PASI-A
		SM 6200B	SAS	63	PASI-C
92585314003	**MW-74**	MADEP VPH	MAD	6	PASI-C
		EPA 6010D	CBV	1	PASI-A
		SM 6200B	SAS	63	PASI-C
92585314004	**MW-70**	MADEP VPH	MAD	6	PASI-C
		EPA 6010D	CBV	1	PASI-A
		SM 6200B	SAS	63	PASI-C
92585314005	**MW-64**	MADEP VPH	MAD	6	PASI-C
		EPA 6010D	CBV	1	PASI-A
		SM 6200B	SAS	63	PASI-C
92585314006	**MW-75**	MADEP VPH	MAD	6	PASI-C
		EPA 6010D	CBV	1	PASI-A
		SM 6200B	SAS	63	PASI-C
92585314007	**DUP-1-20220131**	MADEP VPH	MAD	6	PASI-C
		EPA 6010D	CBV	1	PASI-A
		SM 6200B	SAS	63	PASI-C
92585314008	**TRIP BLANK**	SM 6200B	SAS	63	PASI-C

PASI-A = Pace Analytical Services - Asheville
PASI-C = Pace Analytical Services - Charlotte

This report shall not be reproduced, except in full,
without the written consent of Pace Analytical Services, LLC.

Pace Analytical Services, LLC
9800 Kincey Ave. Suite 100
Huntersville, NC 28078
(704)875-9092

PROJECT NARRATIVE

Project: CPC HUNTERSVILLE-60639876
Pace Project No.: 92585314

Method: **MADEP VPH**
Description: VPH NC Water
Client: AECOM, Charlotte
Date: February 03, 2022

General Information:
7 samples were analyzed for MADEP VPH by Pace Analytical Services Charlotte. All samples were received in acceptable condition with any exceptions noted below or on the chain-of custody and/or the sample condition upon receipt form (SCUR) attached at the end of this report.

Hold Time:
The samples were analyzed within the method required hold times with any exceptions noted below.

Initial Calibrations (including MS Tune as applicable):
All criteria were within method requirements with any exceptions noted below.

Continuing Calibration:
All criteria were within method requirements with any exceptions noted below.

Surrogates:
All surrogates were within QC limits with any exceptions noted below.

Method Blank:
All analytes were below the report limit in the method blank, where applicable, with any exceptions noted below.

Laboratory Control Spike:
All laboratory control spike compounds were within QC limits with any exceptions noted below.

QC Batch: 675349

L1: Analyte recovery in the laboratory control sample (LCS) was above QC limits. Results for this analyte in associated samples may be biased high.

- LCS (Lab ID: 3534775)
  - Aliphatic (C05-C08)
- LCSD (Lab ID: 3534776)
  - Aliphatic (C05-C08)

Matrix Spikes:
All percent recoveries and relative percent differences (RPDs) were within acceptance criteria with any exceptions noted below.

Additional Comments:

REPORT OF LABORATORY ANALYSIS

This report shall not be reproduced, except in full,
without the written consent of Pace Analytical Services, LLC.

Pace Analytical Services, LLC
9800 Kincey Ave. Suite 100
Huntersville, NC 28078
(704)875-9092

PROJECT NARRATIVE

Project: CPC HUNTERSVILLE-60639876
Pace Project No.: 92585314

Method: **EPA 6010D**
Description: 6010 MET ICP
Client: AECOM, Charlotte
Date: February 03, 2022

General Information:
7 samples were analyzed for EPA 6010D by Pace Analytical Services Asheville. All samples were received in acceptable condition with any exceptions noted below or on the chain-of custody and/or the sample condition upon receipt form (SCUR) attached at the end of this report.

Hold Time:
The samples were analyzed within the method required hold times with any exceptions noted below.

Sample Preparation:
The samples were prepared in accordance with EPA 3010A with any exceptions noted below.

Initial Calibrations (including MS Tune as applicable):
All criteria were within method requirements with any exceptions noted below.

Continuing Calibration:
All criteria were within method requirements with any exceptions noted below.

Method Blank:
All analytes were below the report limit in the method blank, where applicable, with any exceptions noted below.

Laboratory Control Spike:
All laboratory control spike compounds were within QC limits with any exceptions noted below.

Matrix Spikes:
All percent recoveries and relative percent differences (RPDs) were within acceptance criteria with any exceptions noted below.

Additional Comments:

This report shall not be reproduced, except in full,
without the written consent of Pace Analytical Services, LLC.

Pace Analytical Services, LLC
9800 Kincey Ave. Suite 100
Huntersville, NC 28078
(704)875-9092

PROJECT NARRATIVE

Project: CPC HUNTERSVILLE-60639876
Pace Project No.: 92585314

Method: **SM 6200B**
Description: 6200B MSV
Client: AECOM, Charlotte
Date: February 03, 2022

General Information:
8 samples were analyzed for SM 6200B by Pace Analytical Services Charlotte. All samples were received in acceptable condition with any exceptions noted below or on the chain-of custody and/or the sample condition upon receipt form (SCUR) attached at the end of this report.

Hold Time:
The samples were analyzed within the method required hold times with any exceptions noted below.

Initial Calibrations (including MS Tune as applicable):
All criteria were within method requirements with any exceptions noted below.

Continuing Calibration:
All criteria were within method requirements with any exceptions noted below.

Internal Standards:
All internal standards were within QC limits with any exceptions noted below.

Surrogates:
All surrogates were within QC limits with any exceptions noted below.

Method Blank:
All analytes were below the report limit in the method blank, where applicable, with any exceptions noted below.

Laboratory Control Spike:
All laboratory control spike compounds were within QC limits with any exceptions noted below.

QC Batch: 675139

L1: Analyte recovery in the laboratory control sample (LCS) was above QC limits. Results for this analyte in associated samples may be biased high.

- LCS (Lab ID: 3533701)
  - Bromomethane

Matrix Spikes:
All percent recoveries and relative percent differences (RPDs) were within acceptance criteria with any exceptions noted below.

Additional Comments:

This data package has been reviewed for quality and completeness and is approved for release.

This report shall not be reproduced, except in full,
without the written consent of Pace Analytical Services, LLC.

Pace Analytical Services, LLC
9800 Kincey Ave. Suite 100
Huntersville, NC 28078
(704)875-9092

ANALYTICAL RESULTS

Project: CPC HUNTERSVILLE-60639876
Pace Project No.: 92585314

Sample: MW-65D **Lab ID: 92585314001** Collected: 01/31/22 14:15 Received: 01/31/22 16:41 Matrix: Water

Parameters	Results	Units	Report Limit	MDL	DF	Prepared	Analyzed	CAS No.	Qual
VPH NC Water	Analytical Method: MADEP VPH Pace Analytical Services - Charlotte								
Total VPH (C5-C12)	ND	ug/L	50.0	50.0	1		02/01/22 22:12		N2
Aliphatic (C05-C08)	ND	ug/L	50.0	50.0	1		02/01/22 22:12		L1,N2
Aliphatic(C09-C12) Adjusted	ND	ug/L	50.0	50.0	1		02/01/22 22:12		N2
Aromatic (C09-C10)	ND	ug/L	50.0	50.0	1		02/01/22 22:12		N2
Surrogates									
4-Bromofluorobenzene (FID) (S)	102	%	70-130		1		02/01/22 22:12	460-00-4	
4-Bromofluorobenzene (PID) (S)	102	%	70-130		1		02/01/22 22:12	460-00-4	
6010 MET ICP	Analytical Method: EPA 6010D Preparation Method: EPA 3010A Pace Analytical Services - Asheville								
Lead	ND	ug/L	5.0	4.5	1	02/01/22 12:04	02/02/22 11:25	7439-92-1	
6200B MSV	Analytical Method: SM 6200B Pace Analytical Services - Charlotte								
Benzene	ND	ug/L	0.50	0.34	1		02/01/22 16:18	71-43-2	
Bromobenzene	ND	ug/L	0.50	0.29	1		02/01/22 16:18	108-86-1	
Bromochloromethane	ND	ug/L	0.50	0.47	1		02/01/22 16:18	74-97-5	
Bromodichloromethane	ND	ug/L	0.50	0.31	1		02/01/22 16:18	75-27-4	
Bromoform	ND	ug/L	0.50	0.34	1		02/01/22 16:18	75-25-2	
Bromomethane	ND	ug/L	5.0	1.7	1		02/01/22 16:18	74-83-9	IH,L1
n-Butylbenzene	ND	ug/L	0.50	0.49	1		02/01/22 16:18	104-51-8	
sec-Butylbenzene	ND	ug/L	0.50	0.40	1		02/01/22 16:18	135-98-8	
tert-Butylbenzene	ND	ug/L	0.50	0.32	1		02/01/22 16:18	98-06-6	
Carbon tetrachloride	ND	ug/L	0.50	0.33	1		02/01/22 16:18	56-23-5	
Chlorobenzene	ND	ug/L	0.50	0.28	1		02/01/22 16:18	108-90-7	
Chloroethane	ND	ug/L	1.0	0.65	1		02/01/22 16:18	75-00-3	
Chloroform	ND	ug/L	0.50	0.35	1		02/01/22 16:18	67-66-3	
Chloromethane	ND	ug/L	1.0	0.54	1		02/01/22 16:18	74-87-3	
2-Chlorotoluene	ND	ug/L	0.50	0.32	1		02/01/22 16:18	95-49-8	
4-Chlorotoluene	ND	ug/L	0.50	0.32	1		02/01/22 16:18	106-43-4	
1,2-Dibromo-3-chloropropane	ND	ug/L	1.0	0.34	1		02/01/22 16:18	96-12-8	
Dibromochloromethane	ND	ug/L	0.50	0.36	1		02/01/22 16:18	124-48-1	
1,2-Dibromoethane (EDB)	ND	ug/L	0.50	0.27	1		02/01/22 16:18	106-93-4	
Dibromomethane	ND	ug/L	0.50	0.39	1		02/01/22 16:18	74-95-3	
1,2-Dichlorobenzene	ND	ug/L	0.50	0.34	1		02/01/22 16:18	95-50-1	
1,3-Dichlorobenzene	ND	ug/L	0.50	0.34	1		02/01/22 16:18	541-73-1	
1,4-Dichlorobenzene	ND	ug/L	0.50	0.33	1		02/01/22 16:18	106-46-7	
Dichlorodifluoromethane	ND	ug/L	0.50	0.35	1		02/01/22 16:18	75-71-8	
1,1-Dichloroethane	ND	ug/L	0.50	0.37	1		02/01/22 16:18	75-34-3	
1,2-Dichloroethane	ND	ug/L	0.50	0.32	1		02/01/22 16:18	107-06-2	
1,1-Dichloroethene	ND	ug/L	0.50	0.35	1		02/01/22 16:18	75-35-4	
cis-1,2-Dichloroethene	ND	ug/L	0.50	0.38	1		02/01/22 16:18	156-59-2	
trans-1,2-Dichloroethene	ND	ug/L	0.50	0.40	1		02/01/22 16:18	156-60-5	
1,2-Dichloropropane	ND	ug/L	0.50	0.36	1		02/01/22 16:18	78-87-5	
1,3-Dichloropropane	ND	ug/L	0.50	0.28	1		02/01/22 16:18	142-28-9	

REPORT OF LABORATORY ANALYSIS

This report shall not be reproduced, except in full,
without the written consent of Pace Analytical Services, LLC.

Pace Analytical Services, LLC
9800 Kincey Ave. Suite 100
Huntersville, NC 28078
(704)875-9092

ANALYTICAL RESULTS

Project: CPC HUNTERSVILLE-60639876
Pace Project No.: 92585314

Sample: MW-65D **Lab ID: 92585314001** Collected: 01/31/22 14:15 Received: 01/31/22 16:41 Matrix: Water

Parameters	Results	Units	Report Limit	MDL	DF	Prepared	Analyzed	CAS No.	Qual
6200B MSV	Analytical Method: SM 6200B Pace Analytical Services - Charlotte								
2,2-Dichloropropane	ND	ug/L	0.50	0.39	1		02/01/22 16:18	594-20-7	
1,1-Dichloropropene	ND	ug/L	0.50	0.43	1		02/01/22 16:18	563-58-6	
cis-1,3-Dichloropropene	ND	ug/L	0.50	0.36	1		02/01/22 16:18	10061-01-5	
trans-1,3-Dichloropropene	ND	ug/L	0.50	0.36	1		02/01/22 16:18	10061-02-6	
Diisopropyl ether	ND	ug/L	0.50	0.31	1		02/01/22 16:18	108-20-3	
Ethylbenzene	ND	ug/L	0.50	0.30	1		02/01/22 16:18	100-41-4	
Hexachloro-1,3-butadiene	ND	ug/L	2.0	1.5	1		02/01/22 16:18	87-68-3	
Isopropylbenzene (Cumene)	ND	ug/L	0.50	0.33	1		02/01/22 16:18	98-82-8	
Methylene Chloride	ND	ug/L	2.0	2.0	1		02/01/22 16:18	75-09-2	
Methyl-tert-butyl ether	ND	ug/L	0.50	0.42	1		02/01/22 16:18	1634-04-4	
Naphthalene	ND	ug/L	2.0	0.64	1		02/01/22 16:18	91-20-3	
n-Propylbenzene	ND	ug/L	0.50	0.34	1		02/01/22 16:18	103-65-1	
Styrene	ND	ug/L	0.50	0.29	1		02/01/22 16:18	100-42-5	
1,1,1,2-Tetrachloroethane	ND	ug/L	0.50	0.31	1		02/01/22 16:18	630-20-6	
1,1,2,2-Tetrachloroethane	ND	ug/L	0.50	0.22	1		02/01/22 16:18	79-34-5	
Tetrachloroethene	ND	ug/L	0.50	0.29	1		02/01/22 16:18	127-18-4	
Toluene	ND	ug/L	0.50	0.48	1		02/01/22 16:18	108-88-3	
1,2,3-Trichlorobenzene	ND	ug/L	2.0	0.81	1		02/01/22 16:18	87-61-6	
1,2,4-Trichlorobenzene	ND	ug/L	2.0	0.64	1		02/01/22 16:18	120-82-1	
1,1,1-Trichloroethane	ND	ug/L	0.50	0.33	1		02/01/22 16:18	71-55-6	
1,1,2-Trichloroethane	ND	ug/L	0.50	0.32	1		02/01/22 16:18	79-00-5	
Trichloroethene	ND	ug/L	0.50	0.38	1		02/01/22 16:18	79-01-6	
Trichlorofluoromethane	ND	ug/L	1.0	0.30	1		02/01/22 16:18	75-69-4	
1,2,3-Trichloropropane	ND	ug/L	0.50	0.26	1		02/01/22 16:18	96-18-4	
1,2,4-Trimethylbenzene	ND	ug/L	0.50	0.50	1		02/01/22 16:18	95-63-6	
1,3,5-Trimethylbenzene	ND	ug/L	0.50	0.33	1		02/01/22 16:18	108-67-8	
Vinyl chloride	ND	ug/L	1.0	0.39	1		02/01/22 16:18	75-01-4	
m&p-Xylene	ND	ug/L	1.0	0.71	1		02/01/22 16:18	179601-23-1	
o-Xylene	ND	ug/L	0.50	0.34	1		02/01/22 16:18	95-47-6	
Surrogates									
1,2-Dichloroethane-d4 (S)	105	%	70-130		1		02/01/22 16:18	17060-07-0	
4-Bromofluorobenzene (S)	97	%	70-130		1		02/01/22 16:18	460-00-4	
Toluene-d8 (S)	99	%	70-130		1		02/01/22 16:18	2037-26-5	

REPORT OF LABORATORY ANALYSIS

This report shall not be reproduced, except in full,
without the written consent of Pace Analytical Services, LLC.

Pace Analytical Services, LLC
9800 Kincey Ave. Suite 100
Huntersville, NC 28078
(704)875-9092

ANALYTICAL RESULTS

Project: CPC HUNTERSVILLE-60639876
Pace Project No.: 92585314

Sample: MW-65 **Lab ID: 92585314002** Collected: 01/31/22 12:25 Received: 01/31/22 16:41 Matrix: Water

Parameters	Results	Units	Report Limit	MDL	DF	Prepared	Analyzed	CAS No.	Qual
VPH NC Water	Analytical Method: MADEP VPH Pace Analytical Services - Charlotte								
Total VPH (C5-C12)	ND	ug/L	50.0	50.0	1		02/01/22 22:41		N2
Aliphatic (C05-C08)	ND	ug/L	50.0	50.0	1		02/01/22 22:41		L1,N2
Aliphatic(C09-C12) Adjusted	ND	ug/L	50.0	50.0	1		02/01/22 22:41		N2
Aromatic (C09-C10)	ND	ug/L	50.0	50.0	1		02/01/22 22:41		N2
Surrogates									
4-Bromofluorobenzene (FID) (S)	100	%	70-130		1		02/01/22 22:41	460-00-4	
4-Bromofluorobenzene (PID) (S)	101	%	70-130		1		02/01/22 22:41	460-00-4	
6010 MET ICP	Analytical Method: EPA 6010D Preparation Method: EPA 3010A Pace Analytical Services - Asheville								
Lead	ND	ug/L	5.0	4.5	1	02/01/22 12:04	02/02/22 11:46	7439-92-1	
6200B MSV	Analytical Method: SM 6200B Pace Analytical Services - Charlotte								
Benzene	ND	ug/L	0.50	0.34	1		02/01/22 16:36	71-43-2	
Bromobenzene	ND	ug/L	0.50	0.29	1		02/01/22 16:36	108-86-1	
Bromochloromethane	ND	ug/L	0.50	0.47	1		02/01/22 16:36	74-97-5	
Bromodichloromethane	ND	ug/L	0.50	0.31	1		02/01/22 16:36	75-27-4	
Bromoform	ND	ug/L	0.50	0.34	1		02/01/22 16:36	75-25-2	
Bromomethane	ND	ug/L	5.0	1.7	1		02/01/22 16:36	74-83-9	IH,L1
n-Butylbenzene	ND	ug/L	0.50	0.49	1		02/01/22 16:36	104-51-8	
sec-Butylbenzene	ND	ug/L	0.50	0.40	1		02/01/22 16:36	135-98-8	
tert-Butylbenzene	ND	ug/L	0.50	0.32	1		02/01/22 16:36	98-06-6	
Carbon tetrachloride	ND	ug/L	0.50	0.33	1		02/01/22 16:36	56-23-5	
Chlorobenzene	ND	ug/L	0.50	0.28	1		02/01/22 16:36	108-90-7	
Chloroethane	ND	ug/L	1.0	0.65	1		02/01/22 16:36	75-00-3	
Chloroform	ND	ug/L	0.50	0.35	1		02/01/22 16:36	67-66-3	
Chloromethane	ND	ug/L	1.0	0.54	1		02/01/22 16:36	74-87-3	
2-Chlorotoluene	ND	ug/L	0.50	0.32	1		02/01/22 16:36	95-49-8	
4-Chlorotoluene	ND	ug/L	0.50	0.32	1		02/01/22 16:36	106-43-4	
1,2-Dibromo-3-chloropropane	ND	ug/L	1.0	0.34	1		02/01/22 16:36	96-12-8	
Dibromochloromethane	ND	ug/L	0.50	0.36	1		02/01/22 16:36	124-48-1	
1,2-Dibromoethane (EDB)	ND	ug/L	0.50	0.27	1		02/01/22 16:36	106-93-4	
Dibromomethane	ND	ug/L	0.50	0.39	1		02/01/22 16:36	74-95-3	
1,2-Dichlorobenzene	ND	ug/L	0.50	0.34	1		02/01/22 16:36	95-50-1	
1,3-Dichlorobenzene	ND	ug/L	0.50	0.34	1		02/01/22 16:36	541-73-1	
1,4-Dichlorobenzene	ND	ug/L	0.50	0.33	1		02/01/22 16:36	106-46-7	
Dichlorodifluoromethane	ND	ug/L	0.50	0.35	1		02/01/22 16:36	75-71-8	
1,1-Dichloroethane	ND	ug/L	0.50	0.37	1		02/01/22 16:36	75-34-3	
1,2-Dichloroethane	ND	ug/L	0.50	0.32	1		02/01/22 16:36	107-06-2	
1,1-Dichloroethene	ND	ug/L	0.50	0.35	1		02/01/22 16:36	75-35-4	
cis-1,2-Dichloroethene	ND	ug/L	0.50	0.38	1		02/01/22 16:36	156-59-2	
trans-1,2-Dichloroethene	ND	ug/L	0.50	0.40	1		02/01/22 16:36	156-60-5	
1,2-Dichloropropane	ND	ug/L	0.50	0.36	1		02/01/22 16:36	78-87-5	
1,3-Dichloropropane	ND	ug/L	0.50	0.28	1		02/01/22 16:36	142-28-9	

REPORT OF LABORATORY ANALYSIS

This report shall not be reproduced, except in full,
without the written consent of Pace Analytical Services, LLC.

Pace Analytical Services, LLC
9800 Kincey Ave. Suite 100
Huntersville, NC 28078
(704)875-9092

ANALYTICAL RESULTS

Project: CPC HUNTERSVILLE-60639876
Pace Project No.: 92585314

Sample: MW-65 **Lab ID: 92585314002** Collected: 01/31/22 12:25 Received: 01/31/22 16:41 Matrix: Water

Parameters	Results	Units	Report Limit	MDL	DF	Prepared	Analyzed	CAS No.	Qual
6200B MSV	Analytical Method: SM 6200B Pace Analytical Services - Charlotte								
2,2-Dichloropropane	ND	ug/L	0.50	0.39	1		02/01/22 16:36	594-20-7	
1,1-Dichloropropene	ND	ug/L	0.50	0.43	1		02/01/22 16:36	563-58-6	
cis-1,3-Dichloropropene	ND	ug/L	0.50	0.36	1		02/01/22 16:36	10061-01-5	
trans-1,3-Dichloropropene	ND	ug/L	0.50	0.36	1		02/01/22 16:36	10061-02-6	
Diisopropyl ether	ND	ug/L	0.50	0.31	1		02/01/22 16:36	108-20-3	
Ethylbenzene	ND	ug/L	0.50	0.30	1		02/01/22 16:36	100-41-4	
Hexachloro-1,3-butadiene	ND	ug/L	2.0	1.5	1		02/01/22 16:36	87-68-3	
Isopropylbenzene (Cumene)	ND	ug/L	0.50	0.33	1		02/01/22 16:36	98-82-8	
Methylene Chloride	ND	ug/L	2.0	2.0	1		02/01/22 16:36	75-09-2	
Methyl-tert-butyl ether	ND	ug/L	0.50	0.42	1		02/01/22 16:36	1634-04-4	
Naphthalene	ND	ug/L	2.0	0.64	1		02/01/22 16:36	91-20-3	
n-Propylbenzene	ND	ug/L	0.50	0.34	1		02/01/22 16:36	103-65-1	
Styrene	ND	ug/L	0.50	0.29	1		02/01/22 16:36	100-42-5	
1,1,1,2-Tetrachloroethane	ND	ug/L	0.50	0.31	1		02/01/22 16:36	630-20-6	
1,1,2,2-Tetrachloroethane	ND	ug/L	0.50	0.22	1		02/01/22 16:36	79-34-5	
Tetrachloroethene	ND	ug/L	0.50	0.29	1		02/01/22 16:36	127-18-4	
Toluene	ND	ug/L	0.50	0.48	1		02/01/22 16:36	108-88-3	
1,2,3-Trichlorobenzene	ND	ug/L	2.0	0.81	1		02/01/22 16:36	87-61-6	
1,2,4-Trichlorobenzene	ND	ug/L	2.0	0.64	1		02/01/22 16:36	120-82-1	
1,1,1-Trichloroethane	ND	ug/L	0.50	0.33	1		02/01/22 16:36	71-55-6	
1,1,2-Trichloroethane	ND	ug/L	0.50	0.32	1		02/01/22 16:36	79-00-5	
Trichloroethene	ND	ug/L	0.50	0.38	1		02/01/22 16:36	79-01-6	
Trichlorofluoromethane	ND	ug/L	1.0	0.30	1		02/01/22 16:36	75-69-4	
1,2,3-Trichloropropane	ND	ug/L	0.50	0.26	1		02/01/22 16:36	96-18-4	
1,2,4-Trimethylbenzene	ND	ug/L	0.50	0.50	1		02/01/22 16:36	95-63-6	
1,3,5-Trimethylbenzene	ND	ug/L	0.50	0.33	1		02/01/22 16:36	108-67-8	
Vinyl chloride	ND	ug/L	1.0	0.39	1		02/01/22 16:36	75-01-4	
m&p-Xylene	ND	ug/L	1.0	0.71	1		02/01/22 16:36	179601-23-1	
o-Xylene	ND	ug/L	0.50	0.34	1		02/01/22 16:36	95-47-6	
Surrogates									
1,2-Dichloroethane-d4 (S)	102	%	70-130		1		02/01/22 16:36	17060-07-0	
4-Bromofluorobenzene (S)	95	%	70-130		1		02/01/22 16:36	460-00-4	
Toluene-d8 (S)	98	%	70-130		1		02/01/22 16:36	2037-26-5	

REPORT OF LABORATORY ANALYSIS

This report shall not be reproduced, except in full,
without the written consent of Pace Analytical Services, LLC.

Pace Analytical Services, LLC
9800 Kincey Ave. Suite 100
Huntersville, NC 28078
(704)875-9092

ANALYTICAL RESULTS

Project: CPC HUNTERSVILLE-60639876
Pace Project No.: 92585314

Sample: MW-74 **Lab ID: 92585314003** Collected: 01/31/22 10:35 Received: 01/31/22 16:41 Matrix: Water

Parameters	Results	Units	Report Limit	MDL	DF	Prepared	Analyzed	CAS No.	Qual
VPH NC Water	Analytical Method: MADEP VPH Pace Analytical Services - Charlotte								
Total VPH (C5-C12)	ND	ug/L	50.0	50.0	1		02/01/22 23:10		N2
Aliphatic (C05-C08)	ND	ug/L	50.0	50.0	1		02/01/22 23:10		L1,N2
Aliphatic(C09-C12) Adjusted	ND	ug/L	50.0	50.0	1		02/01/22 23:10		N2
Aromatic (C09-C10)	ND	ug/L	50.0	50.0	1		02/01/22 23:10		N2
Surrogates									
4-Bromofluorobenzene (FID) (S)	100	%	70-130		1		02/01/22 23:10	460-00-4	
4-Bromofluorobenzene (PID) (S)	100	%	70-130		1		02/01/22 23:10	460-00-4	
6010 MET ICP	Analytical Method: EPA 6010D Preparation Method: EPA 3010A Pace Analytical Services - Asheville								
Lead	**6.0**	ug/L	5.0	4.5	1	02/01/22 12:04	02/02/22 11:49	7439-92-1	
6200B MSV	Analytical Method: SM 6200B Pace Analytical Services - Charlotte								
Benzene	ND	ug/L	0.50	0.34	1		02/01/22 16:54	71-43-2	
Bromobenzene	ND	ug/L	0.50	0.29	1		02/01/22 16:54	108-86-1	
Bromochloromethane	ND	ug/L	0.50	0.47	1		02/01/22 16:54	74-97-5	
Bromodichloromethane	ND	ug/L	0.50	0.31	1		02/01/22 16:54	75-27-4	
Bromoform	ND	ug/L	0.50	0.34	1		02/01/22 16:54	75-25-2	
Bromomethane	ND	ug/L	5.0	1.7	1		02/01/22 16:54	74-83-9	IH,L1
n-Butylbenzene	ND	ug/L	0.50	0.49	1		02/01/22 16:54	104-51-8	
sec-Butylbenzene	ND	ug/L	0.50	0.40	1		02/01/22 16:54	135-98-8	
tert-Butylbenzene	ND	ug/L	0.50	0.32	1		02/01/22 16:54	98-06-6	
Carbon tetrachloride	ND	ug/L	0.50	0.33	1		02/01/22 16:54	56-23-5	
Chlorobenzene	ND	ug/L	0.50	0.28	1		02/01/22 16:54	108-90-7	
Chloroethane	ND	ug/L	1.0	0.65	1		02/01/22 16:54	75-00-3	
Chloroform	ND	ug/L	0.50	0.35	1		02/01/22 16:54	67-66-3	
Chloromethane	ND	ug/L	1.0	0.54	1		02/01/22 16:54	74-87-3	
2-Chlorotoluene	ND	ug/L	0.50	0.32	1		02/01/22 16:54	95-49-8	
4-Chlorotoluene	ND	ug/L	0.50	0.32	1		02/01/22 16:54	106-43-4	
1,2-Dibromo-3-chloropropane	ND	ug/L	1.0	0.34	1		02/01/22 16:54	96-12-8	
Dibromochloromethane	ND	ug/L	0.50	0.36	1		02/01/22 16:54	124-48-1	
1,2-Dibromoethane (EDB)	ND	ug/L	0.50	0.27	1		02/01/22 16:54	106-93-4	
Dibromomethane	ND	ug/L	0.50	0.39	1		02/01/22 16:54	74-95-3	
1,2-Dichlorobenzene	ND	ug/L	0.50	0.34	1		02/01/22 16:54	95-50-1	
1,3-Dichlorobenzene	ND	ug/L	0.50	0.34	1		02/01/22 16:54	541-73-1	
1,4-Dichlorobenzene	ND	ug/L	0.50	0.33	1		02/01/22 16:54	106-46-7	
Dichlorodifluoromethane	ND	ug/L	0.50	0.35	1		02/01/22 16:54	75-71-8	
1,1-Dichloroethane	ND	ug/L	0.50	0.37	1		02/01/22 16:54	75-34-3	
1,2-Dichloroethane	ND	ug/L	0.50	0.32	1		02/01/22 16:54	107-06-2	
1,1-Dichloroethene	ND	ug/L	0.50	0.35	1		02/01/22 16:54	75-35-4	
cis-1,2-Dichloroethene	ND	ug/L	0.50	0.38	1		02/01/22 16:54	156-59-2	
trans-1,2-Dichloroethene	ND	ug/L	0.50	0.40	1		02/01/22 16:54	156-60-5	
1,2-Dichloropropane	ND	ug/L	0.50	0.36	1		02/01/22 16:54	78-87-5	
1,3-Dichloropropane	ND	ug/L	0.50	0.28	1		02/01/22 16:54	142-28-9	

REPORT OF LABORATORY ANALYSIS

This report shall not be reproduced, except in full,
without the written consent of Pace Analytical Services, LLC.

Pace Analytical Services, LLC
9800 Kincey Ave. Suite 100
Huntersville, NC 28078
(704)875-9092

ANALYTICAL RESULTS

Project: CPC HUNTERSVILLE-60639876
Pace Project No.: 92585314

Sample: MW-74 **Lab ID: 92585314003** Collected: 01/31/22 10:35 Received: 01/31/22 16:41 Matrix: Water

Parameters	Results	Units	Report Limit	MDL	DF	Prepared	Analyzed	CAS No.	Qual
6200B MSV	Analytical Method: SM 6200B Pace Analytical Services - Charlotte								
2,2-Dichloropropane	ND	ug/L	0.50	0.39	1		02/01/22 16:54	594-20-7	
1,1-Dichloropropene	ND	ug/L	0.50	0.43	1		02/01/22 16:54	563-58-6	
cis-1,3-Dichloropropene	ND	ug/L	0.50	0.36	1		02/01/22 16:54	10061-01-5	
trans-1,3-Dichloropropene	ND	ug/L	0.50	0.36	1		02/01/22 16:54	10061-02-6	
Diisopropyl ether	ND	ug/L	0.50	0.31	1		02/01/22 16:54	108-20-3	
Ethylbenzene	ND	ug/L	0.50	0.30	1		02/01/22 16:54	100-41-4	
Hexachloro-1,3-butadiene	ND	ug/L	2.0	1.5	1		02/01/22 16:54	87-68-3	
Isopropylbenzene (Cumene)	ND	ug/L	0.50	0.33	1		02/01/22 16:54	98-82-8	
Methylene Chloride	ND	ug/L	2.0	2.0	1		02/01/22 16:54	75-09-2	
Methyl-tert-butyl ether	ND	ug/L	0.50	0.42	1		02/01/22 16:54	1634-04-4	
Naphthalene	ND	ug/L	2.0	0.64	1		02/01/22 16:54	91-20-3	
n-Propylbenzene	ND	ug/L	0.50	0.34	1		02/01/22 16:54	103-65-1	
Styrene	ND	ug/L	0.50	0.29	1		02/01/22 16:54	100-42-5	
1,1,1,2-Tetrachloroethane	ND	ug/L	0.50	0.31	1		02/01/22 16:54	630-20-6	
1,1,2,2-Tetrachloroethane	ND	ug/L	0.50	0.22	1		02/01/22 16:54	79-34-5	
Tetrachloroethene	ND	ug/L	0.50	0.29	1		02/01/22 16:54	127-18-4	
Toluene	ND	ug/L	0.50	0.48	1		02/01/22 16:54	108-88-3	
1,2,3-Trichlorobenzene	ND	ug/L	2.0	0.81	1		02/01/22 16:54	87-61-6	
1,2,4-Trichlorobenzene	ND	ug/L	2.0	0.64	1		02/01/22 16:54	120-82-1	
1,1,1-Trichloroethane	ND	ug/L	0.50	0.33	1		02/01/22 16:54	71-55-6	
1,1,2-Trichloroethane	ND	ug/L	0.50	0.32	1		02/01/22 16:54	79-00-5	
Trichloroethene	ND	ug/L	0.50	0.38	1		02/01/22 16:54	79-01-6	
Trichlorofluoromethane	ND	ug/L	1.0	0.30	1		02/01/22 16:54	75-69-4	
1,2,3-Trichloropropane	ND	ug/L	0.50	0.26	1		02/01/22 16:54	96-18-4	
1,2,4-Trimethylbenzene	ND	ug/L	0.50	0.50	1		02/01/22 16:54	95-63-6	
1,3,5-Trimethylbenzene	ND	ug/L	0.50	0.33	1		02/01/22 16:54	108-67-8	
Vinyl chloride	ND	ug/L	1.0	0.39	1		02/01/22 16:54	75-01-4	
m&p-Xylene	ND	ug/L	1.0	0.71	1		02/01/22 16:54	179601-23-1	
o-Xylene	ND	ug/L	0.50	0.34	1		02/01/22 16:54	95-47-6	
Surrogates									
1,2-Dichloroethane-d4 (S)	99	%	70-130		1		02/01/22 16:54	17060-07-0	
4-Bromofluorobenzene (S)	96	%	70-130		1		02/01/22 16:54	460-00-4	
Toluene-d8 (S)	98	%	70-130		1		02/01/22 16:54	2037-26-5	

REPORT OF LABORATORY ANALYSIS

This report shall not be reproduced, except in full,
without the written consent of Pace Analytical Services, LLC.

Pace Analytical Services, LLC
9800 Kincey Ave. Suite 100
Huntersville, NC 28078
(704)875-9092

ANALYTICAL RESULTS

Project: CPC HUNTERSVILLE-60639876
Pace Project No.: 92585314

Sample: MW-70 **Lab ID: 92585314004** Collected: 01/31/22 14:30 Received: 01/31/22 16:41 Matrix: Water

Parameters	Results	Units	Report Limit	MDL	DF	Prepared	Analyzed	CAS No.	Qual
VPH NC Water	Analytical Method: MADEP VPH Pace Analytical Services - Charlotte								
Total VPH (C5-C12)	ND	ug/L	50.0	50.0	1		02/01/22 23:38		N2
Aliphatic (C05-C08)	ND	ug/L	50.0	50.0	1		02/01/22 23:38		L1,N2
Aliphatic(C09-C12) Adjusted	ND	ug/L	50.0	50.0	1		02/01/22 23:38		N2
Aromatic (C09-C10)	ND	ug/L	50.0	50.0	1		02/01/22 23:38		N2
Surrogates									
4-Bromofluorobenzene (FID) (S)	98	%	70-130		1		02/01/22 23:38	460-00-4	
4-Bromofluorobenzene (PID) (S)	98	%	70-130		1		02/01/22 23:38	460-00-4	
6010 MET ICP	Analytical Method: EPA 6010D Preparation Method: EPA 3010A Pace Analytical Services - Asheville								
Lead	ND	ug/L	5.0	4.5	1	02/01/22 12:04	02/02/22 11:53	7439-92-1	
6200B MSV	Analytical Method: SM 6200B Pace Analytical Services - Charlotte								
Benzene	ND	ug/L	0.50	0.34	1		02/01/22 17:12	71-43-2	
Bromobenzene	ND	ug/L	0.50	0.29	1		02/01/22 17:12	108-86-1	
Bromochloromethane	ND	ug/L	0.50	0.47	1		02/01/22 17:12	74-97-5	
Bromodichloromethane	ND	ug/L	0.50	0.31	1		02/01/22 17:12	75-27-4	
Bromoform	ND	ug/L	0.50	0.34	1		02/01/22 17:12	75-25-2	
Bromomethane	ND	ug/L	5.0	1.7	1		02/01/22 17:12	74-83-9	IH,L1
n-Butylbenzene	ND	ug/L	0.50	0.49	1		02/01/22 17:12	104-51-8	
sec-Butylbenzene	ND	ug/L	0.50	0.40	1		02/01/22 17:12	135-98-8	
tert-Butylbenzene	ND	ug/L	0.50	0.32	1		02/01/22 17:12	98-06-6	
Carbon tetrachloride	ND	ug/L	0.50	0.33	1		02/01/22 17:12	56-23-5	
Chlorobenzene	ND	ug/L	0.50	0.28	1		02/01/22 17:12	108-90-7	
Chloroethane	ND	ug/L	1.0	0.65	1		02/01/22 17:12	75-00-3	
Chloroform	ND	ug/L	0.50	0.35	1		02/01/22 17:12	67-66-3	
Chloromethane	ND	ug/L	1.0	0.54	1		02/01/22 17:12	74-87-3	
2-Chlorotoluene	ND	ug/L	0.50	0.32	1		02/01/22 17:12	95-49-8	
4-Chlorotoluene	ND	ug/L	0.50	0.32	1		02/01/22 17:12	106-43-4	
1,2-Dibromo-3-chloropropane	ND	ug/L	1.0	0.34	1		02/01/22 17:12	96-12-8	
Dibromochloromethane	ND	ug/L	0.50	0.36	1		02/01/22 17:12	124-48-1	
1,2-Dibromoethane (EDB)	ND	ug/L	0.50	0.27	1		02/01/22 17:12	106-93-4	
Dibromomethane	ND	ug/L	0.50	0.39	1		02/01/22 17:12	74-95-3	
1,2-Dichlorobenzene	ND	ug/L	0.50	0.34	1		02/01/22 17:12	95-50-1	
1,3-Dichlorobenzene	ND	ug/L	0.50	0.34	1		02/01/22 17:12	541-73-1	
1,4-Dichlorobenzene	ND	ug/L	0.50	0.33	1		02/01/22 17:12	106-46-7	
Dichlorodifluoromethane	ND	ug/L	0.50	0.35	1		02/01/22 17:12	75-71-8	
1,1-Dichloroethane	ND	ug/L	0.50	0.37	1		02/01/22 17:12	75-34-3	
1,2-Dichloroethane	ND	ug/L	0.50	0.32	1		02/01/22 17:12	107-06-2	
1,1-Dichloroethene	ND	ug/L	0.50	0.35	1		02/01/22 17:12	75-35-4	
cis-1,2-Dichloroethene	ND	ug/L	0.50	0.38	1		02/01/22 17:12	156-59-2	
trans-1,2-Dichloroethene	ND	ug/L	0.50	0.40	1		02/01/22 17:12	156-60-5	
1,2-Dichloropropane	ND	ug/L	0.50	0.36	1		02/01/22 17:12	78-87-5	
1,3-Dichloropropane	ND	ug/L	0.50	0.28	1		02/01/22 17:12	142-28-9	

REPORT OF LABORATORY ANALYSIS

This report shall not be reproduced, except in full,
without the written consent of Pace Analytical Services, LLC.

Pace Analytical Services, LLC
9800 Kincey Ave. Suite 100
Huntersville, NC 28078
(704)875-9092

ANALYTICAL RESULTS

Project: CPC HUNTERSVILLE-60639876
Pace Project No.: 92585314

Sample: MW-70 **Lab ID: 92585314004** Collected: 01/31/22 14:30 Received: 01/31/22 16:41 Matrix: Water

Parameters	Results	Units	Report Limit	MDL	DF	Prepared	Analyzed	CAS No.	Qual
6200B MSV	Analytical Method: SM 6200B Pace Analytical Services - Charlotte								
2,2-Dichloropropane	ND	ug/L	0.50	0.39	1		02/01/22 17:12	594-20-7	
1,1-Dichloropropene	ND	ug/L	0.50	0.43	1		02/01/22 17:12	563-58-6	
cis-1,3-Dichloropropene	ND	ug/L	0.50	0.36	1		02/01/22 17:12	10061-01-5	
trans-1,3-Dichloropropene	ND	ug/L	0.50	0.36	1		02/01/22 17:12	10061-02-6	
Diisopropyl ether	ND	ug/L	0.50	0.31	1		02/01/22 17:12	108-20-3	
Ethylbenzene	ND	ug/L	0.50	0.30	1		02/01/22 17:12	100-41-4	
Hexachloro-1,3-butadiene	ND	ug/L	2.0	1.5	1		02/01/22 17:12	87-68-3	
Isopropylbenzene (Cumene)	ND	ug/L	0.50	0.33	1		02/01/22 17:12	98-82-8	
Methylene Chloride	ND	ug/L	2.0	2.0	1		02/01/22 17:12	75-09-2	
Methyl-tert-butyl ether	ND	ug/L	0.50	0.42	1		02/01/22 17:12	1634-04-4	
Naphthalene	ND	ug/L	2.0	0.64	1		02/01/22 17:12	91-20-3	
n-Propylbenzene	ND	ug/L	0.50	0.34	1		02/01/22 17:12	103-65-1	
Styrene	ND	ug/L	0.50	0.29	1		02/01/22 17:12	100-42-5	
1,1,1,2-Tetrachloroethane	ND	ug/L	0.50	0.31	1		02/01/22 17:12	630-20-6	
1,1,2,2-Tetrachloroethane	ND	ug/L	0.50	0.22	1		02/01/22 17:12	79-34-5	
Tetrachloroethene	ND	ug/L	0.50	0.29	1		02/01/22 17:12	127-18-4	
Toluene	ND	ug/L	0.50	0.48	1		02/01/22 17:12	108-88-3	
1,2,3-Trichlorobenzene	ND	ug/L	2.0	0.81	1		02/01/22 17:12	87-61-6	
1,2,4-Trichlorobenzene	ND	ug/L	2.0	0.64	1		02/01/22 17:12	120-82-1	
1,1,1-Trichloroethane	ND	ug/L	0.50	0.33	1		02/01/22 17:12	71-55-6	
1,1,2-Trichloroethane	ND	ug/L	0.50	0.32	1		02/01/22 17:12	79-00-5	
Trichloroethene	ND	ug/L	0.50	0.38	1		02/01/22 17:12	79-01-6	
Trichlorofluoromethane	ND	ug/L	1.0	0.30	1		02/01/22 17:12	75-69-4	
1,2,3-Trichloropropane	ND	ug/L	0.50	0.26	1		02/01/22 17:12	96-18-4	
1,2,4-Trimethylbenzene	ND	ug/L	0.50	0.50	1		02/01/22 17:12	95-63-6	
1,3,5-Trimethylbenzene	ND	ug/L	0.50	0.33	1		02/01/22 17:12	108-67-8	
Vinyl chloride	ND	ug/L	1.0	0.39	1		02/01/22 17:12	75-01-4	
m&p-Xylene	ND	ug/L	1.0	0.71	1		02/01/22 17:12	179601-23-1	
o-Xylene	ND	ug/L	0.50	0.34	1		02/01/22 17:12	95-47-6	
Surrogates									
1,2-Dichloroethane-d4 (S)	103	%	70-130		1		02/01/22 17:12	17060-07-0	
4-Bromofluorobenzene (S)	96	%	70-130		1		02/01/22 17:12	460-00-4	
Toluene-d8 (S)	99	%	70-130		1		02/01/22 17:12	2037-26-5	

REPORT OF LABORATORY ANALYSIS

This report shall not be reproduced, except in full,
without the written consent of Pace Analytical Services, LLC.

Pace Analytical Services, LLC
9800 Kincey Ave. Suite 100
Huntersville, NC 28078
(704)875-9092

ANALYTICAL RESULTS

Project: CPC HUNTERSVILLE-60639876
Pace Project No.: 92585314

Sample: MW-64 **Lab ID: 92585314005** Collected: 01/31/22 15:40 Received: 01/31/22 16:41 Matrix: Water

Parameters	Results	Units	Report Limit	MDL	DF	Prepared	Analyzed	CAS No.	Qual
VPH NC Water	Analytical Method: MADEP VPH Pace Analytical Services - Charlotte								
Total VPH (C5-C12)	ND	ug/L	50.0	50.0	1		02/02/22 00:07		N2
Aliphatic (C05-C08)	ND	ug/L	50.0	50.0	1		02/02/22 00:07		L1,N2
Aliphatic(C09-C12) Adjusted	ND	ug/L	50.0	50.0	1		02/02/22 00:07		N2
Aromatic (C09-C10)	ND	ug/L	50.0	50.0	1		02/02/22 00:07		N2
Surrogates									
4-Bromofluorobenzene (FID) (S)	100	%	70-130		1		02/02/22 00:07	460-00-4	
4-Bromofluorobenzene (PID) (S)	100	%	70-130		1		02/02/22 00:07	460-00-4	
6010 MET ICP	Analytical Method: EPA 6010D Preparation Method: EPA 3010A Pace Analytical Services - Asheville								
Lead	**6.3**	ug/L	5.0	4.5	1	02/01/22 12:04	02/02/22 11:56	7439-92-1	
6200B MSV	Analytical Method: SM 6200B Pace Analytical Services - Charlotte								
Benzene	ND	ug/L	0.50	0.34	1		02/01/22 19:17	71-43-2	
Bromobenzene	ND	ug/L	0.50	0.29	1		02/01/22 19:17	108-86-1	
Bromochloromethane	ND	ug/L	0.50	0.47	1		02/01/22 19:17	74-97-5	
Bromodichloromethane	ND	ug/L	0.50	0.31	1		02/01/22 19:17	75-27-4	
Bromoform	ND	ug/L	0.50	0.34	1		02/01/22 19:17	75-25-2	
Bromomethane	ND	ug/L	5.0	1.7	1		02/01/22 19:17	74-83-9	IH,L1
n-Butylbenzene	ND	ug/L	0.50	0.49	1		02/01/22 19:17	104-51-8	
sec-Butylbenzene	ND	ug/L	0.50	0.40	1		02/01/22 19:17	135-98-8	
tert-Butylbenzene	ND	ug/L	0.50	0.32	1		02/01/22 19:17	98-06-6	
Carbon tetrachloride	ND	ug/L	0.50	0.33	1		02/01/22 19:17	56-23-5	
Chlorobenzene	ND	ug/L	0.50	0.28	1		02/01/22 19:17	108-90-7	
Chloroethane	ND	ug/L	1.0	0.65	1		02/01/22 19:17	75-00-3	
Chloroform	**1.2**	ug/L	0.50	0.35	1		02/01/22 19:17	67-66-3	
Chloromethane	ND	ug/L	1.0	0.54	1		02/01/22 19:17	74-87-3	
2-Chlorotoluene	ND	ug/L	0.50	0.32	1		02/01/22 19:17	95-49-8	
4-Chlorotoluene	ND	ug/L	0.50	0.32	1		02/01/22 19:17	106-43-4	
1,2-Dibromo-3-chloropropane	ND	ug/L	1.0	0.34	1		02/01/22 19:17	96-12-8	
Dibromochloromethane	ND	ug/L	0.50	0.36	1		02/01/22 19:17	124-48-1	
1,2-Dibromoethane (EDB)	ND	ug/L	0.50	0.27	1		02/01/22 19:17	106-93-4	
Dibromomethane	ND	ug/L	0.50	0.39	1		02/01/22 19:17	74-95-3	
1,2-Dichlorobenzene	ND	ug/L	0.50	0.34	1		02/01/22 19:17	95-50-1	
1,3-Dichlorobenzene	ND	ug/L	0.50	0.34	1		02/01/22 19:17	541-73-1	
1,4-Dichlorobenzene	ND	ug/L	0.50	0.33	1		02/01/22 19:17	106-46-7	
Dichlorodifluoromethane	ND	ug/L	0.50	0.35	1		02/01/22 19:17	75-71-8	
1,1-Dichloroethane	ND	ug/L	0.50	0.37	1		02/01/22 19:17	75-34-3	
1,2-Dichloroethane	ND	ug/L	0.50	0.32	1		02/01/22 19:17	107-06-2	
1,1-Dichloroethene	ND	ug/L	0.50	0.35	1		02/01/22 19:17	75-35-4	
cis-1,2-Dichloroethene	ND	ug/L	0.50	0.38	1		02/01/22 19:17	156-59-2	
trans-1,2-Dichloroethene	ND	ug/L	0.50	0.40	1		02/01/22 19:17	156-60-5	
1,2-Dichloropropane	ND	ug/L	0.50	0.36	1		02/01/22 19:17	78-87-5	
1,3-Dichloropropane	ND	ug/L	0.50	0.28	1		02/01/22 19:17	142-28-9	

REPORT OF LABORATORY ANALYSIS

This report shall not be reproduced, except in full,
without the written consent of Pace Analytical Services, LLC.

Pace Analytical Services, LLC
9800 Kincey Ave. Suite 100
Huntersville, NC 28078
(704)875-9092

ANALYTICAL RESULTS

Project: CPC HUNTERSVILLE-60639876
Pace Project No.: 92585314

Sample: MW-64 **Lab ID: 92585314005** Collected: 01/31/22 15:40 Received: 01/31/22 16:41 Matrix: Water

Parameters	Results	Units	Report Limit	MDL	DF	Prepared	Analyzed	CAS No.	Qual
6200B MSV	Analytical Method: SM 6200B Pace Analytical Services - Charlotte								
2,2-Dichloropropane	ND	ug/L	0.50	0.39	1		02/01/22 19:17	594-20-7	
1,1-Dichloropropene	ND	ug/L	0.50	0.43	1		02/01/22 19:17	563-58-6	
cis-1,3-Dichloropropene	ND	ug/L	0.50	0.36	1		02/01/22 19:17	10061-01-5	
trans-1,3-Dichloropropene	ND	ug/L	0.50	0.36	1		02/01/22 19:17	10061-02-6	
Diisopropyl ether	ND	ug/L	0.50	0.31	1		02/01/22 19:17	108-20-3	
Ethylbenzene	ND	ug/L	0.50	0.30	1		02/01/22 19:17	100-41-4	
Hexachloro-1,3-butadiene	ND	ug/L	2.0	1.5	1		02/01/22 19:17	87-68-3	
Isopropylbenzene (Cumene)	ND	ug/L	0.50	0.33	1		02/01/22 19:17	98-82-8	
Methylene Chloride	ND	ug/L	2.0	2.0	1		02/01/22 19:17	75-09-2	
Methyl-tert-butyl ether	ND	ug/L	0.50	0.42	1		02/01/22 19:17	1634-04-4	
Naphthalene	ND	ug/L	2.0	0.64	1		02/01/22 19:17	91-20-3	
n-Propylbenzene	ND	ug/L	0.50	0.34	1		02/01/22 19:17	103-65-1	
Styrene	ND	ug/L	0.50	0.29	1		02/01/22 19:17	100-42-5	
1,1,1,2-Tetrachloroethane	ND	ug/L	0.50	0.31	1		02/01/22 19:17	630-20-6	
1,1,2,2-Tetrachloroethane	ND	ug/L	0.50	0.22	1		02/01/22 19:17	79-34-5	
Tetrachloroethene	ND	ug/L	0.50	0.29	1		02/01/22 19:17	127-18-4	
Toluene	ND	ug/L	0.50	0.48	1		02/01/22 19:17	108-88-3	
1,2,3-Trichlorobenzene	ND	ug/L	2.0	0.81	1		02/01/22 19:17	87-61-6	
1,2,4-Trichlorobenzene	ND	ug/L	2.0	0.64	1		02/01/22 19:17	120-82-1	
1,1,1-Trichloroethane	ND	ug/L	0.50	0.33	1		02/01/22 19:17	71-55-6	
1,1,2-Trichloroethane	ND	ug/L	0.50	0.32	1		02/01/22 19:17	79-00-5	
Trichloroethene	ND	ug/L	0.50	0.38	1		02/01/22 19:17	79-01-6	
Trichlorofluoromethane	ND	ug/L	1.0	0.30	1		02/01/22 19:17	75-69-4	
1,2,3-Trichloropropane	ND	ug/L	0.50	0.26	1		02/01/22 19:17	96-18-4	
1,2,4-Trimethylbenzene	ND	ug/L	0.50	0.50	1		02/01/22 19:17	95-63-6	
1,3,5-Trimethylbenzene	ND	ug/L	0.50	0.33	1		02/01/22 19:17	108-67-8	
Vinyl chloride	ND	ug/L	1.0	0.39	1		02/01/22 19:17	75-01-4	
m&p-Xylene	ND	ug/L	1.0	0.71	1		02/01/22 19:17	179601-23-1	
o-Xylene	ND	ug/L	0.50	0.34	1		02/01/22 19:17	95-47-6	
Surrogates									
1,2-Dichloroethane-d4 (S)	101	%	70-130		1		02/01/22 19:17	17060-07-0	
4-Bromofluorobenzene (S)	96	%	70-130		1		02/01/22 19:17	460-00-4	
Toluene-d8 (S)	99	%	70-130		1		02/01/22 19:17	2037-26-5	

REPORT OF LABORATORY ANALYSIS

This report shall not be reproduced, except in full,
without the written consent of Pace Analytical Services, LLC.

Pace Analytical Services, LLC
9800 Kincey Ave. Suite 100
Huntersville, NC 28078
(704)875-9092

ANALYTICAL RESULTS

Project: CPC HUNTERSVILLE-60639876
Pace Project No.: 92585314

Sample: MW-75 **Lab ID: 92585314006** Collected: 01/31/22 13:00 Received: 01/31/22 16:41 Matrix: Water

Parameters	Results	Units	Report Limit	MDL	DF	Prepared	Analyzed	CAS No.	Qual
VPH NC Water	Analytical Method: MADEP VPH Pace Analytical Services - Charlotte								
Total VPH (C5-C12)	ND	ug/L	50.0	50.0	1		02/02/22 00:36		N2
Aliphatic (C05-C08)	ND	ug/L	50.0	50.0	1		02/02/22 00:36		L1,N2
Aliphatic(C09-C12) Adjusted	ND	ug/L	50.0	50.0	1		02/02/22 00:36		N2
Aromatic (C09-C10)	ND	ug/L	50.0	50.0	1		02/02/22 00:36		N2
Surrogates									
4-Bromofluorobenzene (FID) (S)	98	%	70-130		1		02/02/22 00:36	460-00-4	
4-Bromofluorobenzene (PID) (S)	98	%	70-130		1		02/02/22 00:36	460-00-4	
6010 MET ICP	Analytical Method: EPA 6010D Preparation Method: EPA 3010A Pace Analytical Services - Asheville								
Lead	**49.8**	ug/L	5.0	4.5	1	02/01/22 12:04	02/02/22 12:03	7439-92-1	
6200B MSV	Analytical Method: SM 6200B Pace Analytical Services - Charlotte								
Benzene	ND	ug/L	0.50	0.34	1		02/01/22 17:29	71-43-2	
Bromobenzene	ND	ug/L	0.50	0.29	1		02/01/22 17:29	108-86-1	
Bromochloromethane	ND	ug/L	0.50	0.47	1		02/01/22 17:29	74-97-5	
Bromodichloromethane	ND	ug/L	0.50	0.31	1		02/01/22 17:29	75-27-4	
Bromoform	ND	ug/L	0.50	0.34	1		02/01/22 17:29	75-25-2	
Bromomethane	ND	ug/L	5.0	1.7	1		02/01/22 17:29	74-83-9	IH,L1
n-Butylbenzene	ND	ug/L	0.50	0.49	1		02/01/22 17:29	104-51-8	
sec-Butylbenzene	ND	ug/L	0.50	0.40	1		02/01/22 17:29	135-98-8	
tert-Butylbenzene	ND	ug/L	0.50	0.32	1		02/01/22 17:29	98-06-6	
Carbon tetrachloride	ND	ug/L	0.50	0.33	1		02/01/22 17:29	56-23-5	
Chlorobenzene	ND	ug/L	0.50	0.28	1		02/01/22 17:29	108-90-7	
Chloroethane	ND	ug/L	1.0	0.65	1		02/01/22 17:29	75-00-3	
Chloroform	ND	ug/L	0.50	0.35	1		02/01/22 17:29	67-66-3	
Chloromethane	ND	ug/L	1.0	0.54	1		02/01/22 17:29	74-87-3	
2-Chlorotoluene	ND	ug/L	0.50	0.32	1		02/01/22 17:29	95-49-8	
4-Chlorotoluene	ND	ug/L	0.50	0.32	1		02/01/22 17:29	106-43-4	
1,2-Dibromo-3-chloropropane	ND	ug/L	1.0	0.34	1		02/01/22 17:29	96-12-8	
Dibromochloromethane	ND	ug/L	0.50	0.36	1		02/01/22 17:29	124-48-1	
1,2-Dibromoethane (EDB)	ND	ug/L	0.50	0.27	1		02/01/22 17:29	106-93-4	
Dibromomethane	ND	ug/L	0.50	0.39	1		02/01/22 17:29	74-95-3	
1,2-Dichlorobenzene	ND	ug/L	0.50	0.34	1		02/01/22 17:29	95-50-1	
1,3-Dichlorobenzene	ND	ug/L	0.50	0.34	1		02/01/22 17:29	541-73-1	
1,4-Dichlorobenzene	ND	ug/L	0.50	0.33	1		02/01/22 17:29	106-46-7	
Dichlorodifluoromethane	ND	ug/L	0.50	0.35	1		02/01/22 17:29	75-71-8	
1,1-Dichloroethane	ND	ug/L	0.50	0.37	1		02/01/22 17:29	75-34-3	
1,2-Dichloroethane	ND	ug/L	0.50	0.32	1		02/01/22 17:29	107-06-2	
1,1-Dichloroethene	ND	ug/L	0.50	0.35	1		02/01/22 17:29	75-35-4	
cis-1,2-Dichloroethene	ND	ug/L	0.50	0.38	1		02/01/22 17:29	156-59-2	
trans-1,2-Dichloroethene	ND	ug/L	0.50	0.40	1		02/01/22 17:29	156-60-5	
1,2-Dichloropropane	ND	ug/L	0.50	0.36	1		02/01/22 17:29	78-87-5	
1,3-Dichloropropane	ND	ug/L	0.50	0.28	1		02/01/22 17:29	142-28-9	

REPORT OF LABORATORY ANALYSIS

This report shall not be reproduced, except in full,
without the written consent of Pace Analytical Services, LLC.

Pace Analytical Services, LLC
9800 Kincey Ave. Suite 100
Huntersville, NC 28078
(704)875-9092

ANALYTICAL RESULTS

Project: CPC HUNTERSVILLE-60639876
Pace Project No.: 92585314

Sample: MW-75 **Lab ID: 92585314006** Collected: 01/31/22 13:00 Received: 01/31/22 16:41 Matrix: Water

Parameters	Results	Units	Report Limit	MDL	DF	Prepared	Analyzed	CAS No.	Qual
6200B MSV	Analytical Method: SM 6200B Pace Analytical Services - Charlotte								
2,2-Dichloropropane	ND	ug/L	0.50	0.39	1		02/01/22 17:29	594-20-7	
1,1-Dichloropropene	ND	ug/L	0.50	0.43	1		02/01/22 17:29	563-58-6	
cis-1,3-Dichloropropene	ND	ug/L	0.50	0.36	1		02/01/22 17:29	10061-01-5	
trans-1,3-Dichloropropene	ND	ug/L	0.50	0.36	1		02/01/22 17:29	10061-02-6	
Diisopropyl ether	ND	ug/L	0.50	0.31	1		02/01/22 17:29	108-20-3	
Ethylbenzene	ND	ug/L	0.50	0.30	1		02/01/22 17:29	100-41-4	
Hexachloro-1,3-butadiene	ND	ug/L	2.0	1.5	1		02/01/22 17:29	87-68-3	
Isopropylbenzene (Cumene)	ND	ug/L	0.50	0.33	1		02/01/22 17:29	98-82-8	
Methylene Chloride	ND	ug/L	2.0	2.0	1		02/01/22 17:29	75-09-2	
Methyl-tert-butyl ether	ND	ug/L	0.50	0.42	1		02/01/22 17:29	1634-04-4	
Naphthalene	ND	ug/L	2.0	0.64	1		02/01/22 17:29	91-20-3	
n-Propylbenzene	ND	ug/L	0.50	0.34	1		02/01/22 17:29	103-65-1	
Styrene	ND	ug/L	0.50	0.29	1		02/01/22 17:29	100-42-5	
1,1,1,2-Tetrachloroethane	ND	ug/L	0.50	0.31	1		02/01/22 17:29	630-20-6	
1,1,2,2-Tetrachloroethane	ND	ug/L	0.50	0.22	1		02/01/22 17:29	79-34-5	
Tetrachloroethene	ND	ug/L	0.50	0.29	1		02/01/22 17:29	127-18-4	
Toluene	ND	ug/L	0.50	0.48	1		02/01/22 17:29	108-88-3	
1,2,3-Trichlorobenzene	ND	ug/L	2.0	0.81	1		02/01/22 17:29	87-61-6	
1,2,4-Trichlorobenzene	ND	ug/L	2.0	0.64	1		02/01/22 17:29	120-82-1	
1,1,1-Trichloroethane	ND	ug/L	0.50	0.33	1		02/01/22 17:29	71-55-6	
1,1,2-Trichloroethane	ND	ug/L	0.50	0.32	1		02/01/22 17:29	79-00-5	
Trichloroethene	ND	ug/L	0.50	0.38	1		02/01/22 17:29	79-01-6	
Trichlorofluoromethane	ND	ug/L	1.0	0.30	1		02/01/22 17:29	75-69-4	
1,2,3-Trichloropropane	ND	ug/L	0.50	0.26	1		02/01/22 17:29	96-18-4	
1,2,4-Trimethylbenzene	ND	ug/L	0.50	0.50	1		02/01/22 17:29	95-63-6	
1,3,5-Trimethylbenzene	ND	ug/L	0.50	0.33	1		02/01/22 17:29	108-67-8	
Vinyl chloride	ND	ug/L	1.0	0.39	1		02/01/22 17:29	75-01-4	
m&p-Xylene	ND	ug/L	1.0	0.71	1		02/01/22 17:29	179601-23-1	
o-Xylene	ND	ug/L	0.50	0.34	1		02/01/22 17:29	95-47-6	
Surrogates									
1,2-Dichloroethane-d4 (S)	104	%	70-130		1		02/01/22 17:29	17060-07-0	
4-Bromofluorobenzene (S)	97	%	70-130		1		02/01/22 17:29	460-00-4	
Toluene-d8 (S)	99	%	70-130		1		02/01/22 17:29	2037-26-5	

REPORT OF LABORATORY ANALYSIS

This report shall not be reproduced, except in full,
without the written consent of Pace Analytical Services, LLC.

Pace Analytical Services, LLC
9800 Kincey Ave. Suite 100
Huntersville, NC 28078
(704)875-9092

ANALYTICAL RESULTS

Project: CPC HUNTERSVILLE-60639876
Pace Project No.: 92585314

Sample: DUP-1-20220131 **Lab ID: 92585314007** Collected: 01/31/22 00:00 Received: 01/31/22 16:41 Matrix: Water

Parameters	Results	Units	Report Limit	MDL	DF	Prepared	Analyzed	CAS No.	Qual
VPH NC Water	Analytical Method: MADEP VPH Pace Analytical Services - Charlotte								
Total VPH (C5-C12)	ND	ug/L	50.0	50.0	1		02/02/22 01:05		N2
Aliphatic (C05-C08)	ND	ug/L	50.0	50.0	1		02/02/22 01:05		L1,N2
Aliphatic(C09-C12) Adjusted	ND	ug/L	50.0	50.0	1		02/02/22 01:05		N2
Aromatic (C09-C10)	ND	ug/L	50.0	50.0	1		02/02/22 01:05		N2
Surrogates									
4-Bromofluorobenzene (FID) (S)	98	%	70-130		1		02/02/22 01:05	460-00-4	
4-Bromofluorobenzene (PID) (S)	98	%	70-130		1		02/02/22 01:05	460-00-4	
6010 MET ICP	Analytical Method: EPA 6010D Preparation Method: EPA 3010A Pace Analytical Services - Asheville								
Lead	ND	ug/L	5.0	4.5	1	02/01/22 12:04	02/02/22 12:07	7439-92-1	
6200B MSV	Analytical Method: SM 6200B Pace Analytical Services - Charlotte								
Benzene	ND	ug/L	0.50	0.34	1		02/01/22 20:11	71-43-2	
Bromobenzene	ND	ug/L	0.50	0.29	1		02/01/22 20:11	108-86-1	
Bromochloromethane	ND	ug/L	0.50	0.47	1		02/01/22 20:11	74-97-5	
Bromodichloromethane	ND	ug/L	0.50	0.31	1		02/01/22 20:11	75-27-4	
Bromoform	ND	ug/L	0.50	0.34	1		02/01/22 20:11	75-25-2	
Bromomethane	ND	ug/L	5.0	1.7	1		02/01/22 20:11	74-83-9	IH,L1
n-Butylbenzene	ND	ug/L	0.50	0.49	1		02/01/22 20:11	104-51-8	
sec-Butylbenzene	ND	ug/L	0.50	0.40	1		02/01/22 20:11	135-98-8	
tert-Butylbenzene	ND	ug/L	0.50	0.32	1		02/01/22 20:11	98-06-6	
Carbon tetrachloride	ND	ug/L	0.50	0.33	1		02/01/22 20:11	56-23-5	
Chlorobenzene	ND	ug/L	0.50	0.28	1		02/01/22 20:11	108-90-7	
Chloroethane	ND	ug/L	1.0	0.65	1		02/01/22 20:11	75-00-3	
Chloroform	ND	ug/L	0.50	0.35	1		02/01/22 20:11	67-66-3	
Chloromethane	ND	ug/L	1.0	0.54	1		02/01/22 20:11	74-87-3	
2-Chlorotoluene	ND	ug/L	0.50	0.32	1		02/01/22 20:11	95-49-8	
4-Chlorotoluene	ND	ug/L	0.50	0.32	1		02/01/22 20:11	106-43-4	
1,2-Dibromo-3-chloropropane	ND	ug/L	1.0	0.34	1		02/01/22 20:11	96-12-8	
Dibromochloromethane	ND	ug/L	0.50	0.36	1		02/01/22 20:11	124-48-1	
1,2-Dibromoethane (EDB)	ND	ug/L	0.50	0.27	1		02/01/22 20:11	106-93-4	
Dibromomethane	ND	ug/L	0.50	0.39	1		02/01/22 20:11	74-95-3	
1,2-Dichlorobenzene	ND	ug/L	0.50	0.34	1		02/01/22 20:11	95-50-1	
1,3-Dichlorobenzene	ND	ug/L	0.50	0.34	1		02/01/22 20:11	541-73-1	
1,4-Dichlorobenzene	ND	ug/L	0.50	0.33	1		02/01/22 20:11	106-46-7	
Dichlorodifluoromethane	ND	ug/L	0.50	0.35	1		02/01/22 20:11	75-71-8	
1,1-Dichloroethane	ND	ug/L	0.50	0.37	1		02/01/22 20:11	75-34-3	
1,2-Dichloroethane	ND	ug/L	0.50	0.32	1		02/01/22 20:11	107-06-2	
1,1-Dichloroethene	ND	ug/L	0.50	0.35	1		02/01/22 20:11	75-35-4	
cis-1,2-Dichloroethene	ND	ug/L	0.50	0.38	1		02/01/22 20:11	156-59-2	
trans-1,2-Dichloroethene	ND	ug/L	0.50	0.40	1		02/01/22 20:11	156-60-5	
1,2-Dichloropropane	ND	ug/L	0.50	0.36	1		02/01/22 20:11	78-87-5	
1,3-Dichloropropane	ND	ug/L	0.50	0.28	1		02/01/22 20:11	142-28-9	

REPORT OF LABORATORY ANALYSIS

This report shall not be reproduced, except in full,
without the written consent of Pace Analytical Services, LLC.

Pace Analytical Services, LLC
9800 Kincey Ave. Suite 100
Huntersville, NC 28078
(704)875-9092

ANALYTICAL RESULTS

Project: CPC HUNTERSVILLE-60639876
Pace Project No.: 92585314

Sample: DUP-1-20220131 **Lab ID: 92585314007** Collected: 01/31/22 00:00 Received: 01/31/22 16:41 Matrix: Water

Parameters	Results	Units	Report Limit	MDL	DF	Prepared	Analyzed	CAS No.	Qual
6200B MSV	Analytical Method: SM 6200B Pace Analytical Services - Charlotte								
2,2-Dichloropropane	ND	ug/L	0.50	0.39	1		02/01/22 20:11	594-20-7	
1,1-Dichloropropene	ND	ug/L	0.50	0.43	1		02/01/22 20:11	563-58-6	
cis-1,3-Dichloropropene	ND	ug/L	0.50	0.36	1		02/01/22 20:11	10061-01-5	
trans-1,3-Dichloropropene	ND	ug/L	0.50	0.36	1		02/01/22 20:11	10061-02-6	
Diisopropyl ether	ND	ug/L	0.50	0.31	1		02/01/22 20:11	108-20-3	
Ethylbenzene	ND	ug/L	0.50	0.30	1		02/01/22 20:11	100-41-4	
Hexachloro-1,3-butadiene	ND	ug/L	2.0	1.5	1		02/01/22 20:11	87-68-3	
Isopropylbenzene (Cumene)	ND	ug/L	0.50	0.33	1		02/01/22 20:11	98-82-8	
Methylene Chloride	ND	ug/L	2.0	2.0	1		02/01/22 20:11	75-09-2	
Methyl-tert-butyl ether	ND	ug/L	0.50	0.42	1		02/01/22 20:11	1634-04-4	
Naphthalene	ND	ug/L	2.0	0.64	1		02/01/22 20:11	91-20-3	
n-Propylbenzene	ND	ug/L	0.50	0.34	1		02/01/22 20:11	103-65-1	
Styrene	ND	ug/L	0.50	0.29	1		02/01/22 20:11	100-42-5	
1,1,1,2-Tetrachloroethane	ND	ug/L	0.50	0.31	1		02/01/22 20:11	630-20-6	
1,1,2,2-Tetrachloroethane	ND	ug/L	0.50	0.22	1		02/01/22 20:11	79-34-5	
Tetrachloroethene	ND	ug/L	0.50	0.29	1		02/01/22 20:11	127-18-4	
Toluene	ND	ug/L	0.50	0.48	1		02/01/22 20:11	108-88-3	
1,2,3-Trichlorobenzene	ND	ug/L	2.0	0.81	1		02/01/22 20:11	87-61-6	
1,2,4-Trichlorobenzene	ND	ug/L	2.0	0.64	1		02/01/22 20:11	120-82-1	
1,1,1-Trichloroethane	ND	ug/L	0.50	0.33	1		02/01/22 20:11	71-55-6	
1,1,2-Trichloroethane	ND	ug/L	0.50	0.32	1		02/01/22 20:11	79-00-5	
Trichloroethene	ND	ug/L	0.50	0.38	1		02/01/22 20:11	79-01-6	
Trichlorofluoromethane	ND	ug/L	1.0	0.30	1		02/01/22 20:11	75-69-4	
1,2,3-Trichloropropane	ND	ug/L	0.50	0.26	1		02/01/22 20:11	96-18-4	
1,2,4-Trimethylbenzene	ND	ug/L	0.50	0.50	1		02/01/22 20:11	95-63-6	
1,3,5-Trimethylbenzene	ND	ug/L	0.50	0.33	1		02/01/22 20:11	108-67-8	
Vinyl chloride	ND	ug/L	1.0	0.39	1		02/01/22 20:11	75-01-4	
m&p-Xylene	ND	ug/L	1.0	0.71	1		02/01/22 20:11	179601-23-1	
o-Xylene	ND	ug/L	0.50	0.34	1		02/01/22 20:11	95-47-6	
Surrogates									
1,2-Dichloroethane-d4 (S)	103	%	70-130		1		02/01/22 20:11	17060-07-0	
4-Bromofluorobenzene (S)	97	%	70-130		1		02/01/22 20:11	460-00-4	
Toluene-d8 (S)	100	%	70-130		1		02/01/22 20:11	2037-26-5	

REPORT OF LABORATORY ANALYSIS

This report shall not be reproduced, except in full,
without the written consent of Pace Analytical Services, LLC.

Pace Analytical Services, LLC
9800 Kincey Ave. Suite 100
Huntersville, NC 28078
(704)875-9092

ANALYTICAL RESULTS

Project: CPC HUNTERSVILLE-60639876
Pace Project No.: 92585314

Sample: TRIP BLANK **Lab ID: 92585314008** Collected: 01/31/22 00:00 Received: 01/31/22 16:41 Matrix: Water

Parameters	Results	Units	Report Limit	MDL	DF	Prepared	Analyzed	CAS No.	Qual
6200B MSV	Analytical Method: SM 6200B Pace Analytical Services - Charlotte								
Benzene	ND	ug/L	0.50	0.34	1		02/01/22 16:00	71-43-2	
Bromobenzene	ND	ug/L	0.50	0.29	1		02/01/22 16:00	108-86-1	
Bromochloromethane	ND	ug/L	0.50	0.47	1		02/01/22 16:00	74-97-5	
Bromodichloromethane	ND	ug/L	0.50	0.31	1		02/01/22 16:00	75-27-4	
Bromoform	ND	ug/L	0.50	0.34	1		02/01/22 16:00	75-25-2	
Bromomethane	ND	ug/L	5.0	1.7	1		02/01/22 16:00	74-83-9	IH,L1
n-Butylbenzene	ND	ug/L	0.50	0.49	1		02/01/22 16:00	104-51-8	
sec-Butylbenzene	ND	ug/L	0.50	0.40	1		02/01/22 16:00	135-98-8	
tert-Butylbenzene	ND	ug/L	0.50	0.32	1		02/01/22 16:00	98-06-6	
Carbon tetrachloride	ND	ug/L	0.50	0.33	1		02/01/22 16:00	56-23-5	
Chlorobenzene	ND	ug/L	0.50	0.28	1		02/01/22 16:00	108-90-7	
Chloroethane	ND	ug/L	1.0	0.65	1		02/01/22 16:00	75-00-3	
Chloroform	ND	ug/L	0.50	0.35	1		02/01/22 16:00	67-66-3	
Chloromethane	ND	ug/L	1.0	0.54	1		02/01/22 16:00	74-87-3	
2-Chlorotoluene	ND	ug/L	0.50	0.32	1		02/01/22 16:00	95-49-8	
4-Chlorotoluene	ND	ug/L	0.50	0.32	1		02/01/22 16:00	106-43-4	
1,2-Dibromo-3-chloropropane	ND	ug/L	1.0	0.34	1		02/01/22 16:00	96-12-8	
Dibromochloromethane	ND	ug/L	0.50	0.36	1		02/01/22 16:00	124-48-1	
1,2-Dibromoethane (EDB)	ND	ug/L	0.50	0.27	1		02/01/22 16:00	106-93-4	
Dibromomethane	ND	ug/L	0.50	0.39	1		02/01/22 16:00	74-95-3	
1,2-Dichlorobenzene	ND	ug/L	0.50	0.34	1		02/01/22 16:00	95-50-1	
1,3-Dichlorobenzene	ND	ug/L	0.50	0.34	1		02/01/22 16:00	541-73-1	
1,4-Dichlorobenzene	ND	ug/L	0.50	0.33	1		02/01/22 16:00	106-46-7	
Dichlorodifluoromethane	ND	ug/L	0.50	0.35	1		02/01/22 16:00	75-71-8	
1,1-Dichloroethane	ND	ug/L	0.50	0.37	1		02/01/22 16:00	75-34-3	
1,2-Dichloroethane	ND	ug/L	0.50	0.32	1		02/01/22 16:00	107-06-2	
1,1-Dichloroethene	ND	ug/L	0.50	0.35	1		02/01/22 16:00	75-35-4	
cis-1,2-Dichloroethene	ND	ug/L	0.50	0.38	1		02/01/22 16:00	156-59-2	
trans-1,2-Dichloroethene	ND	ug/L	0.50	0.40	1		02/01/22 16:00	156-60-5	
1,2-Dichloropropane	ND	ug/L	0.50	0.36	1		02/01/22 16:00	78-87-5	
1,3-Dichloropropane	ND	ug/L	0.50	0.28	1		02/01/22 16:00	142-28-9	
2,2-Dichloropropane	ND	ug/L	0.50	0.39	1		02/01/22 16:00	594-20-7	
1,1-Dichloropropene	ND	ug/L	0.50	0.43	1		02/01/22 16:00	563-58-6	
cis-1,3-Dichloropropene	ND	ug/L	0.50	0.36	1		02/01/22 16:00	10061-01-5	
trans-1,3-Dichloropropene	ND	ug/L	0.50	0.36	1		02/01/22 16:00	10061-02-6	
Diisopropyl ether	ND	ug/L	0.50	0.31	1		02/01/22 16:00	108-20-3	
Ethylbenzene	ND	ug/L	0.50	0.30	1		02/01/22 16:00	100-41-4	
Hexachloro-1,3-butadiene	ND	ug/L	2.0	1.5	1		02/01/22 16:00	87-68-3	
Isopropylbenzene (Cumene)	ND	ug/L	0.50	0.33	1		02/01/22 16:00	98-82-8	
Methylene Chloride	ND	ug/L	2.0	2.0	1		02/01/22 16:00	75-09-2	
Methyl-tert-butyl ether	ND	ug/L	0.50	0.42	1		02/01/22 16:00	1634-04-4	
Naphthalene	ND	ug/L	2.0	0.64	1		02/01/22 16:00	91-20-3	
n-Propylbenzene	ND	ug/L	0.50	0.34	1		02/01/22 16:00	103-65-1	
Styrene	ND	ug/L	0.50	0.29	1		02/01/22 16:00	100-42-5	
1,1,1,2-Tetrachloroethane	ND	ug/L	0.50	0.31	1		02/01/22 16:00	630-20-6	

REPORT OF LABORATORY ANALYSIS

This report shall not be reproduced, except in full,
without the written consent of Pace Analytical Services, LLC.

Pace Analytical Services, LLC
9800 Kincey Ave. Suite 100
Huntersville, NC 28078
(704)875-9092

ANALYTICAL RESULTS

Project: CPC HUNTERSVILLE-60639876
Pace Project No.: 92585314

Sample: TRIP BLANK **Lab ID: 92585314008** Collected: 01/31/22 00:00 Received: 01/31/22 16:41 Matrix: Water

Parameters	Results	Units	Report Limit	MDL	DF	Prepared	Analyzed	CAS No.	Qual
6200B MSV	Analytical Method: SM 6200B Pace Analytical Services - Charlotte								
1,1,2,2-Tetrachloroethane	ND	ug/L	0.50	0.22	1		02/01/22 16:00	79-34-5	
Tetrachloroethene	ND	ug/L	0.50	0.29	1		02/01/22 16:00	127-18-4	
Toluene	ND	ug/L	0.50	0.48	1		02/01/22 16:00	108-88-3	
1,2,3-Trichlorobenzene	ND	ug/L	2.0	0.81	1		02/01/22 16:00	87-61-6	
1,2,4-Trichlorobenzene	ND	ug/L	2.0	0.64	1		02/01/22 16:00	120-82-1	
1,1,1-Trichloroethane	ND	ug/L	0.50	0.33	1		02/01/22 16:00	71-55-6	
1,1,2-Trichloroethane	ND	ug/L	0.50	0.32	1		02/01/22 16:00	79-00-5	
Trichloroethene	ND	ug/L	0.50	0.38	1		02/01/22 16:00	79-01-6	
Trichlorofluoromethane	ND	ug/L	1.0	0.30	1		02/01/22 16:00	75-69-4	
1,2,3-Trichloropropane	ND	ug/L	0.50	0.26	1		02/01/22 16:00	96-18-4	
1,2,4-Trimethylbenzene	ND	ug/L	0.50	0.50	1		02/01/22 16:00	95-63-6	
1,3,5-Trimethylbenzene	ND	ug/L	0.50	0.33	1		02/01/22 16:00	108-67-8	
Vinyl chloride	ND	ug/L	1.0	0.39	1		02/01/22 16:00	75-01-4	
m&p-Xylene	ND	ug/L	1.0	0.71	1		02/01/22 16:00	179601-23-1	
o-Xylene	ND	ug/L	0.50	0.34	1		02/01/22 16:00	95-47-6	
Surrogates									
1,2-Dichloroethane-d4 (S)	101	%	70-130		1		02/01/22 16:00	17060-07-0	
4-Bromofluorobenzene (S)	98	%	70-130		1		02/01/22 16:00	460-00-4	
Toluene-d8 (S)	99	%	70-130		1		02/01/22 16:00	2037-26-5	

REPORT OF LABORATORY ANALYSIS

This report shall not be reproduced, except in full,
without the written consent of Pace Analytical Services, LLC.

Pace Analytical Services, LLC
9800 Kincey Ave. Suite 100
Huntersville, NC 28078
(704)875-9092

QUALITY CONTROL DATA

Project: CPC HUNTERSVILLE-60639876
Pace Project No.: 92585314

QC Batch: 675349 Analysis Method: MADEP VPH
QC Batch Method: MADEP VPH Analysis Description: VPH NC Water
Laboratory: Pace Analytical Services - Charlotte
Associated Lab Samples: 92585314001, 92585314002, 92585314003, 92585314004, 92585314005, 92585314006, 92585314007

METHOD BLANK: 3534774 Matrix: Water
Associated Lab Samples: 92585314001, 92585314002, 92585314003, 92585314004, 92585314005, 92585314006, 92585314007

Parameter	Units	Blank Result	Reporting Limit	MDL	Analyzed	Qualifiers
Aliphatic (C05-C08)	ug/L	ND	500	500	02/01/22 21:15	N2
Aromatic (C09-C10)	ug/L	ND	50.0	50.0	02/01/22 21:15	N2
4-Bromofluorobenzene (FID) (S)	%	102	70-130		02/01/22 21:15	
4-Bromofluorobenzene (PID) (S)	%	102	70-130		02/01/22 21:15	

LABORATORY CONTROL SAMPLE & LCSD: 3534775 3534776

Parameter	Units	Spike Conc.	LCS Result	LCSD Result	LCS % Rec	LCSD % Rec	% Rec Limits	RPD	Max RPD	Qualifiers
Aliphatic (C05-C08)	ug/L	300	399	399	133	133	70-130	0	25	L1,N2
Aromatic (C09-C10)	ug/L	100	97.6	97.9	98	98	70-130	0	25	N2
4-Bromofluorobenzene (FID) (S)	%				100	99	70-130			
4-Bromofluorobenzene (PID) (S)	%				102	99	70-130			

Results presented on this page are in the units indicated by the "Units" column except where an alternate unit is presented to the right of the result.

REPORT OF LABORATORY ANALYSIS

This report shall not be reproduced, except in full,
without the written consent of Pace Analytical Services, LLC.

Pace Analytical Services, LLC
9800 Kincey Ave. Suite 100
Huntersville, NC 28078
(704)875-9092

QUALITY CONTROL DATA

Project: CPC HUNTERSVILLE-60639876
Pace Project No.: 92585314

QC Batch: 675138 | Analysis Method: EPA 6010D
QC Batch Method: EPA 3010A | Analysis Description: 6010 MET
Laboratory: Pace Analytical Services - Asheville
Associated Lab Samples: 92585314001, 92585314002, 92585314003, 92585314004, 92585314005, 92585314006, 92585314007

METHOD BLANK: 3533696 Matrix: Water
Associated Lab Samples: 92585314001, 92585314002, 92585314003, 92585314004, 92585314005, 92585314006, 92585314007

Parameter	Units	Blank Result	Reporting Limit	MDL	Analyzed	Qualifiers
Lead	ug/L	ND	5.0	4.5	02/02/22 11:18	

LABORATORY CONTROL SAMPLE: 3533697

Parameter	Units	Spike Conc.	LCS Result	LCS % Rec	% Rec Limits	Qualifiers
Lead	ug/L	500	489	98	80-120	

MATRIX SPIKE & MATRIX SPIKE DUPLICATE: 3533698 3533699

Parameter	Units	92585314001 Result	MS Spike Conc.	MSD Spike Conc.	MS Result	MSD Result	MS % Rec	MSD % Rec	% Rec Limits	RPD	Max RPD	Qual
Lead	ug/L	ND	500	500	513	463	103	93	75-125	10	20	

Results presented on this page are in the units indicated by the "Units" column except where an alternate unit is presented to the right of the result.

REPORT OF LABORATORY ANALYSIS

This report shall not be reproduced, except in full,
without the written consent of Pace Analytical Services, LLC.

Pace Analytical Services, LLC
9800 Kincey Ave. Suite 100
Huntersville, NC 28078
(704)875-9092

QUALITY CONTROL DATA

Project: CPC HUNTERSVILLE-60639876
Pace Project No.: 92585314

QC Batch: 675139 Analysis Method: SM 6200B
QC Batch Method: SM 6200B Analysis Description: 6200B MSV
Laboratory: Pace Analytical Services - Charlotte
Associated Lab Samples: 92585314001, 92585314002, 92585314003, 92585314004, 92585314005, 92585314006, 92585314007, 92585314008

METHOD BLANK: 3533700 Matrix: Water
Associated Lab Samples: 92585314001, 92585314002, 92585314003, 92585314004, 92585314005, 92585314006, 92585314007, 92585314008

Parameter	Units	Blank Result	Reporting Limit	MDL	Analyzed	Qualifiers
1,1,1,2-Tetrachloroethane	ug/L	ND	0.50	0.31	02/01/22 13:54	
1,1,1-Trichloroethane	ug/L	ND	0.50	0.33	02/01/22 13:54	
1,1,2,2-Tetrachloroethane	ug/L	ND	0.50	0.22	02/01/22 13:54	
1,1,2-Trichloroethane	ug/L	ND	0.50	0.32	02/01/22 13:54	
1,1-Dichloroethane	ug/L	ND	0.50	0.37	02/01/22 13:54	
1,1-Dichloroethene	ug/L	ND	0.50	0.35	02/01/22 13:54	
1,1-Dichloropropene	ug/L	ND	0.50	0.43	02/01/22 13:54	
1,2,3-Trichlorobenzene	ug/L	ND	2.0	0.81	02/01/22 13:54	
1,2,3-Trichloropropane	ug/L	ND	0.50	0.26	02/01/22 13:54	
1,2,4-Trichlorobenzene	ug/L	ND	2.0	0.64	02/01/22 13:54	
1,2,4-Trimethylbenzene	ug/L	ND	0.50	0.50	02/01/22 13:54	
1,2-Dibromo-3-chloropropane	ug/L	ND	1.0	0.34	02/01/22 13:54	
1,2-Dibromoethane (EDB)	ug/L	ND	0.50	0.27	02/01/22 13:54	
1,2-Dichlorobenzene	ug/L	ND	0.50	0.34	02/01/22 13:54	
1,2-Dichloroethane	ug/L	ND	0.50	0.32	02/01/22 13:54	
1,2-Dichloropropane	ug/L	ND	0.50	0.36	02/01/22 13:54	
1,3,5-Trimethylbenzene	ug/L	ND	0.50	0.33	02/01/22 13:54	
1,3-Dichlorobenzene	ug/L	ND	0.50	0.34	02/01/22 13:54	
1,3-Dichloropropane	ug/L	ND	0.50	0.28	02/01/22 13:54	
1,4-Dichlorobenzene	ug/L	ND	0.50	0.33	02/01/22 13:54	
2,2-Dichloropropane	ug/L	ND	0.50	0.39	02/01/22 13:54	
2-Chlorotoluene	ug/L	ND	0.50	0.32	02/01/22 13:54	
4-Chlorotoluene	ug/L	ND	0.50	0.32	02/01/22 13:54	
Benzene	ug/L	ND	0.50	0.34	02/01/22 13:54	
Bromobenzene	ug/L	ND	0.50	0.29	02/01/22 13:54	
Bromochloromethane	ug/L	ND	0.50	0.47	02/01/22 13:54	
Bromodichloromethane	ug/L	ND	0.50	0.31	02/01/22 13:54	
Bromoform	ug/L	ND	0.50	0.34	02/01/22 13:54	
Bromomethane	ug/L	ND	5.0	1.7	02/01/22 13:54	IH
Carbon tetrachloride	ug/L	ND	0.50	0.33	02/01/22 13:54	
Chlorobenzene	ug/L	ND	0.50	0.28	02/01/22 13:54	
Chloroethane	ug/L	ND	1.0	0.65	02/01/22 13:54	
Chloroform	ug/L	ND	0.50	0.35	02/01/22 13:54	
Chloromethane	ug/L	ND	1.0	0.54	02/01/22 13:54	
cis-1,2-Dichloroethene	ug/L	ND	0.50	0.38	02/01/22 13:54	
cis-1,3-Dichloropropene	ug/L	ND	0.50	0.36	02/01/22 13:54	
Dibromochloromethane	ug/L	ND	0.50	0.36	02/01/22 13:54	
Dibromomethane	ug/L	ND	0.50	0.39	02/01/22 13:54	
Dichlorodifluoromethane	ug/L	ND	0.50	0.35	02/01/22 13:54	

Results presented on this page are in the units indicated by the "Units" column except where an alternate unit is presented to the right of the result.

REPORT OF LABORATORY ANALYSIS

This report shall not be reproduced, except in full,
without the written consent of Pace Analytical Services, LLC.

Pace Analytical Services, LLC
9800 Kincey Ave. Suite 100
Huntersville, NC 28078
(704)875-9092

QUALITY CONTROL DATA

Project: CPC HUNTERSVILLE-60639876
Pace Project No.: 92585314

METHOD BLANK: 3533700 Matrix: Water
Associated Lab Samples: 92585314001, 92585314002, 92585314003, 92585314004, 92585314005, 92585314006, 92585314007, 92585314008

Parameter	Units	Blank Result	Reporting Limit	MDL	Analyzed	Qualifiers
Diisopropyl ether	ug/L	ND	0.50	0.31	02/01/22 13:54	
Ethylbenzene	ug/L	ND	0.50	0.30	02/01/22 13:54	
Hexachloro-1,3-butadiene	ug/L	ND	2.0	1.5	02/01/22 13:54	
Isopropylbenzene (Cumene)	ug/L	ND	0.50	0.33	02/01/22 13:54	
m&p-Xylene	ug/L	ND	1.0	0.71	02/01/22 13:54	
Methyl-tert-butyl ether	ug/L	ND	0.50	0.42	02/01/22 13:54	
Methylene Chloride	ug/L	ND	2.0	2.0	02/01/22 13:54	
n-Butylbenzene	ug/L	ND	0.50	0.49	02/01/22 13:54	
n-Propylbenzene	ug/L	ND	0.50	0.34	02/01/22 13:54	
Naphthalene	ug/L	ND	2.0	0.64	02/01/22 13:54	
o-Xylene	ug/L	ND	0.50	0.34	02/01/22 13:54	
sec-Butylbenzene	ug/L	ND	0.50	0.40	02/01/22 13:54	
Styrene	ug/L	ND	0.50	0.29	02/01/22 13:54	
tert-Butylbenzene	ug/L	ND	0.50	0.32	02/01/22 13:54	
Tetrachloroethene	ug/L	ND	0.50	0.29	02/01/22 13:54	
Toluene	ug/L	ND	0.50	0.48	02/01/22 13:54	
trans-1,2-Dichloroethene	ug/L	ND	0.50	0.40	02/01/22 13:54	
trans-1,3-Dichloropropene	ug/L	ND	0.50	0.36	02/01/22 13:54	
Trichloroethene	ug/L	ND	0.50	0.38	02/01/22 13:54	
Trichlorofluoromethane	ug/L	ND	1.0	0.30	02/01/22 13:54	
Vinyl chloride	ug/L	ND	1.0	0.39	02/01/22 13:54	
1,2-Dichloroethane-d4 (S)	%	101	70-130		02/01/22 13:54	
4-Bromofluorobenzene (S)	%	98	70-130		02/01/22 13:54	
Toluene-d8 (S)	%	100	70-130		02/01/22 13:54	

LABORATORY CONTROL SAMPLE: 3533701

Parameter	Units	Spike Conc.	LCS Result	LCS % Rec	% Rec Limits	Qualifiers
1,1,1,2-Tetrachloroethane	ug/L	50	53.3	107	60-140	
1,1,1-Trichloroethane	ug/L	50	52.4	105	60-140	
1,1,2,2-Tetrachloroethane	ug/L	50	53.0	106	60-140	
1,1,2-Trichloroethane	ug/L	50	50.8	102	60-140	
1,1-Dichloroethane	ug/L	50	51.8	104	60-140	
1,1-Dichloroethene	ug/L	50	49.0	98	60-140	
1,1-Dichloropropene	ug/L	50	51.1	102	60-140	
1,2,3-Trichlorobenzene	ug/L	50	48.7	97	60-140	
1,2,3-Trichloropropane	ug/L	50	50.4	101	60-140	
1,2,4-Trichlorobenzene	ug/L	50	49.9	100	60-140	
1,2,4-Trimethylbenzene	ug/L	50	48.9	98	60-140	
1,2-Dibromo-3-chloropropane	ug/L	50	58.5	117	60-140	
1,2-Dibromoethane (EDB)	ug/L	50	53.6	107	60-140	
1,2-Dichlorobenzene	ug/L	50	47.9	96	60-140	
1,2-Dichloroethane	ug/L	50	51.2	102	60-140	

Results presented on this page are in the units indicated by the "Units" column except where an alternate unit is presented to the right of the result.

REPORT OF LABORATORY ANALYSIS

This report shall not be reproduced, except in full,
without the written consent of Pace Analytical Services, LLC.

Pace Analytical Services, LLC
9800 Kincey Ave. Suite 100
Huntersville, NC 28078
(704)875-9092

QUALITY CONTROL DATA

Project: CPC HUNTERSVILLE-60639876
Pace Project No.: 92585314

LABORATORY CONTROL SAMPLE: 3533701

Parameter	Units	Spike Conc.	LCS Result	LCS % Rec	% Rec Limits	Qualifiers
1,2-Dichloropropane	ug/L	50	52.3	105	60-140	
1,3,5-Trimethylbenzene	ug/L	50	49.1	98	60-140	
1,3-Dichlorobenzene	ug/L	50	50.7	101	60-140	
1,3-Dichloropropane	ug/L	50	51.2	102	60-140	
1,4-Dichlorobenzene	ug/L	50	49.1	98	60-140	
2,2-Dichloropropane	ug/L	50	52.2	104	60-140	
2-Chlorotoluene	ug/L	50	49.5	99	60-140	
4-Chlorotoluene	ug/L	50	47.0	94	60-140	
Benzene	ug/L	50	49.3	99	60-140	
Bromobenzene	ug/L	50	50.6	101	60-140	
Bromochloromethane	ug/L	50	51.6	103	60-140	
Bromodichloromethane	ug/L	50	54.5	109	60-140	
Bromoform	ug/L	50	59.1	118	60-140	
Bromomethane	ug/L	50	75.1	150	60-140	IH,L1
Carbon tetrachloride	ug/L	50	52.6	105	60-140	
Chlorobenzene	ug/L	50	50.2	100	60-140	
Chloroethane	ug/L	50	47.1	94	60-140	
Chloroform	ug/L	50	48.7	97	60-140	
Chloromethane	ug/L	50	59.7	119	60-140	
cis-1,2-Dichloroethene	ug/L	50	51.6	103	60-140	
cis-1,3-Dichloropropene	ug/L	50	54.1	108	60-140	
Dibromochloromethane	ug/L	50	54.2	108	60-140	
Dibromomethane	ug/L	50	52.2	104	60-140	
Dichlorodifluoromethane	ug/L	50	68.5	137	60-140	
Diisopropyl ether	ug/L	50	49.5	99	60-140	
Ethylbenzene	ug/L	50	49.6	99	60-140	
Hexachloro-1,3-butadiene	ug/L	50	53.6	107	60-140	
Isopropylbenzene (Cumene)	ug/L	50	50.7	101	60-140	
m&p-Xylene	ug/L	100	100	100	60-140	
Methyl-tert-butyl ether	ug/L	50	49.8	100	60-140	
Methylene Chloride	ug/L	50	55.6	111	60-140	
n-Butylbenzene	ug/L	50	49.4	99	60-140	
n-Propylbenzene	ug/L	50	49.3	99	60-140	
Naphthalene	ug/L	50	49.4	99	60-140	
o-Xylene	ug/L	50	52.3	105	60-140	
sec-Butylbenzene	ug/L	50	48.6	97	60-140	
Styrene	ug/L	50	53.5	107	60-140	
tert-Butylbenzene	ug/L	50	42.1	84	60-140	
Tetrachloroethene	ug/L	50	48.9	98	60-140	
Toluene	ug/L	50	49.3	99	60-140	
trans-1,2-Dichloroethene	ug/L	50	51.9	104	60-140	
trans-1,3-Dichloropropene	ug/L	50	54.5	109	60-140	
Trichloroethene	ug/L	50	50.5	101	60-140	
Trichlorofluoromethane	ug/L	50	46.7	93	60-140	
Vinyl chloride	ug/L	50	59.0	118	60-140	
1,2-Dichloroethane-d4 (S)	%			100	70-130	
4-Bromofluorobenzene (S)	%			103	70-130	

Results presented on this page are in the units indicated by the "Units" column except where an alternate unit is presented to the right of the result.

REPORT OF LABORATORY ANALYSIS

This report shall not be reproduced, except in full,
without the written consent of Pace Analytical Services, LLC.

Pace Analytical Services, LLC
9800 Kincey Ave. Suite 100
Huntersville, NC 28078
(704)875-9092

QUALITY CONTROL DATA

Project: CPC HUNTERSVILLE-60639876
Pace Project No.: 92585314

LABORATORY CONTROL SAMPLE: 3533701

Parameter	Units	Spike Conc.	LCS Result	LCS % Rec	% Rec Limits	Qualifiers
Toluene-d8 (S)	%			100	70-130	

MATRIX SPIKE & MATRIX SPIKE DUPLICATE: 3533702 3533703

Parameter	Units	92585316005 Result	MS Spike Conc.	MSD Spike Conc.	MS Result	MSD Result	MS % Rec	MSD % Rec	% Rec Limits	RPD	Max RPD	Qual
1,1,1,2-Tetrachloroethane	ug/L	ND	20	20	20.5	21.2	102	106	60-140	3	30	
1,1,1-Trichloroethane	ug/L	ND	20	20	19.4	19.4	97	97	60-140	0	30	
1,1,2,2-Tetrachloroethane	ug/L	ND	20	20	19.7	19.9	99	99	60-140	1	30	
1,1,2-Trichloroethane	ug/L	ND	20	20	20.0	20.0	100	100	60-140	0	30	
1,1-Dichloroethane	ug/L	ND	20	20	19.1	19.3	96	96	60-140	1	30	
1,1-Dichloroethene	ug/L	ND	20	20	17.5	17.9	87	90	60-140	3	30	
1,1-Dichloropropene	ug/L	ND	20	20	19.3	19.3	96	96	60-140	0	30	
1,2,3-Trichlorobenzene	ug/L	ND	20	20	19.3	19.5	97	98	60-140	1	30	
1,2,3-Trichloropropane	ug/L	ND	20	20	18.5	19.9	93	100	60-140	7	30	
1,2,4-Trichlorobenzene	ug/L	ND	20	20	19.4	19.6	97	98	60-140	1	30	
1,2,4-Trimethylbenzene	ug/L	ND	20	20	19.1	19.4	95	97	60-140	1	30	
1,2-Dibromo-3-chloropropane	ug/L	ND	20	20	21.6	21.6	108	108	60-140	0	30	
1,2-Dibromoethane (EDB)	ug/L	ND	20	20	20.0	20.5	100	102	60-140	3	30	
1,2-Dichlorobenzene	ug/L	ND	20	20	18.0	18.8	90	94	60-140	4	30	
1,2-Dichloroethane	ug/L	ND	20	20	18.8	19.6	94	98	60-140	4	30	
1,2-Dichloropropane	ug/L	ND	20	20	19.7	19.6	99	98	60-140	1	30	
1,3,5-Trimethylbenzene	ug/L	ND	20	20	19.7	20.1	99	100	60-140	2	30	
1,3-Dichlorobenzene	ug/L	ND	20	20	19.1	19.4	96	97	60-140	1	30	
1,3-Dichloropropane	ug/L	ND	20	20	19.9	20.2	99	101	60-140	2	30	
1,4-Dichlorobenzene	ug/L	ND	20	20	18.4	19.1	92	95	60-140	4	30	
2,2-Dichloropropane	ug/L	ND	20	20	19.5	19.5	97	97	60-140	0	30	
2-Chlorotoluene	ug/L	ND	20	20	19.1	19.7	96	98	60-140	3	30	
4-Chlorotoluene	ug/L	ND	20	20	18.3	18.8	92	94	60-140	2	30	
Benzene	ug/L	ND	20	20	18.6	18.7	93	93	60-140	0	30	
Bromobenzene	ug/L	ND	20	20	19.0	19.9	95	100	60-140	5	30	
Bromochloromethane	ug/L	ND	20	20	19.2	19.2	96	96	60-140	0	30	
Bromodichloromethane	ug/L	ND	20	20	20.3	19.8	102	99	60-140	3	30	
Bromoform	ug/L	ND	20	20	20.4	20.3	102	101	60-140	1	30	
Bromomethane	ug/L	ND	20	20	28.0	26.0	140	130	60-140	7	30	IH
Carbon tetrachloride	ug/L	ND	20	20	19.4	19.4	97	97	60-140	0	30	
Chlorobenzene	ug/L	ND	20	20	19.1	19.8	96	99	60-140	3	30	
Chloroethane	ug/L	ND	20	20	20.3	21.2	101	106	60-140	5	30	
Chloroform	ug/L	ND	20	20	18.1	18.8	90	93	60-140	4	30	
Chloromethane	ug/L	ND	20	20	18.5	18.2	92	91	60-140	2	30	
cis-1,2-Dichloroethene	ug/L	ND	20	20	19.5	19.3	98	97	60-140	1	30	
cis-1,3-Dichloropropene	ug/L	ND	20	20	20.3	20.0	102	100	60-140	1	30	
Dibromochloromethane	ug/L	ND	20	20	20.0	20.0	100	100	60-140	0	30	
Dibromomethane	ug/L	ND	20	20	19.9	19.4	100	97	60-140	2	30	

Results presented on this page are in the units indicated by the "Units" column except where an alternate unit is presented to the right of the result.

REPORT OF LABORATORY ANALYSIS

This report shall not be reproduced, except in full,
without the written consent of Pace Analytical Services, LLC.

Pace Analytical Services, LLC
9800 Kincey Ave. Suite 100
Huntersville, NC 28078
(704)875-9092

QUALITY CONTROL DATA

Project: CPC HUNTERSVILLE-60639876
Pace Project No.: 92585314

MATRIX SPIKE & MATRIX SPIKE DUPLICATE: 3533702 3533703

Parameter	Units	92585316005 Result	MS Spike Conc.	MSD Spike Conc.	MS Result	MSD Result	MS % Rec	MSD % Rec	% Rec Limits	RPD	Max RPD	Qual
Dichlorodifluoromethane	ug/L	ND	20	20	15.1	15.0	75	75	60-140	1	30	
Diisopropyl ether	ug/L	ND	20	20	18.1	18.3	90	91	60-140	1	30	
Ethylbenzene	ug/L	ND	20	20	19.2	19.7	96	99	60-140	2	30	
Hexachloro-1,3-butadiene	ug/L	ND	20	20	24.1	23.2	120	116	60-140	4	30	
Isopropylbenzene (Cumene)	ug/L	ND	20	20	19.7	20.1	99	100	60-140	2	30	
m&p-Xylene	ug/L	ND	40	40	38.7	39.4	97	99	60-140	2	30	
Methyl-tert-butyl ether	ug/L	ND	20	20	17.7	17.7	88	89	60-140	0	30	
Methylene Chloride	ug/L	ND	20	20	19.8	20.4	99	102	60-140	3	30	
n-Butylbenzene	ug/L	ND	20	20	19.9	20.5	100	102	60-140	3	30	
n-Propylbenzene	ug/L	ND	20	20	19.8	20.3	99	101	60-140	2	30	
Naphthalene	ug/L	ND	20	20	16.9	17.2	85	86	60-140	2	30	
o-Xylene	ug/L	ND	20	20	20.0	19.9	100	100	60-140	0	30	
sec-Butylbenzene	ug/L	ND	20	20	20.4	20.3	102	102	60-140	1	30	
Styrene	ug/L	ND	20	20	19.0	19.4	95	97	60-140	2	30	
tert-Butylbenzene	ug/L	ND	20	20	16.8	17.6	84	88	60-140	4	30	
Tetrachloroethene	ug/L	ND	20	20	19.1	19.8	96	99	60-140	3	30	
Toluene	ug/L	ND	20	20	19.2	18.8	96	94	60-140	2	30	
trans-1,2-Dichloroethene	ug/L	ND	20	20	18.8	18.5	94	92	60-140	2	30	
trans-1,3-Dichloropropene	ug/L	ND	20	20	20.1	20.1	101	100	60-140	0	30	
Trichloroethene	ug/L	ND	20	20	19.5	18.8	97	94	60-140	4	30	
Trichlorofluoromethane	ug/L	ND	20	20	16.5	16.1	82	80	60-140	2	30	
Vinyl chloride	ug/L	ND	20	20	17.8	18.3	89	91	60-140	3	30	
1,2-Dichloroethane-d4 (S)	%						97	97	70-130			
4-Bromofluorobenzene (S)	%						97	98	70-130			
Toluene-d8 (S)	%						100	99	70-130			

Results presented on this page are in the units indicated by the "Units" column except where an alternate unit is presented to the right of the result.

REPORT OF LABORATORY ANALYSIS

This report shall not be reproduced, except in full,
without the written consent of Pace Analytical Services, LLC.

Pace Analytical Services, LLC
9800 Kincey Ave. Suite 100
Huntersville, NC 28078
(704)875-9092

QUALIFIERS

Project: CPC HUNTERSVILLE-60639876
Pace Project No.: 92585314

DEFINITIONS

DF - Dilution Factor, if reported, represents the factor applied to the reported data due to dilution of the sample aliquot.

ND - Not Detected at or above adjusted reporting limit.

TNTC - Too Numerous To Count

J - Estimated concentration above the adjusted method detection limit and below the adjusted reporting limit.

MDL - Adjusted Method Detection Limit.

PQL - Practical Quantitation Limit.

RL - Reporting Limit - The lowest concentration value that meets project requirements for quantitative data with known precision and bias for a specific analyte in a specific matrix.

S - Surrogate

1,2-Diphenylhydrazine decomposes to and cannot be separated from Azobenzene using Method 8270. The result for each analyte is a combined concentration.

Consistent with EPA guidelines, unrounded data are displayed and have been used to calculate % recovery and RPD values.

LCS(D) - Laboratory Control Sample (Duplicate)

MS(D) - Matrix Spike (Duplicate)

DUP - Sample Duplicate

RPD - Relative Percent Difference

NC - Not Calculable.

SG - Silica Gel - Clean-Up

U - Indicates the compound was analyzed for, but not detected.

Acid preservation may not be appropriate for 2 Chloroethylvinyl ether.

A separate vial preserved to a pH of 4-5 is recommended in SW846 Chapter 4 for the analysis of Acrolein and Acrylonitrile by EPA Method 8260.

N-Nitrosodiphenylamine decomposes and cannot be separated from Diphenylamine using Method 8270. The result reported for each analyte is a combined concentration.

Reported results are not rounded until the final step prior to reporting. Therefore, calculated parameters that are typically reported as "Total" may vary slightly from the sum of the reported component parameters.

Pace Analytical is TNI accredited. Contact your Pace PM for the current list of accredited analytes.

TNI - The NELAC Institute.

ANALYTE QUALIFIERS

IH	This analyte exceeded secondary source verification criteria high for the initial calibration. The reported results should be considered an estimated value.
L1	Analyte recovery in the laboratory control sample (LCS) was above QC limits. Results for this analyte in associated samples may be biased high.
N2	The lab does not hold NELAC/TNI accreditation for this parameter but other accreditations/certifications may apply. A complete list of accreditations/certifications is available upon request.

This report shall not be reproduced, except in full,
without the written consent of Pace Analytical Services, LLC.

Pace Analytical Services, LLC
9800 Kincey Ave. Suite 100
Huntersville, NC 28078
(704)875-9092

QUALITY CONTROL DATA CROSS REFERENCE TABLE

Project: CPC HUNTERSVILLE-60639876
Pace Project No.: 92585314

Lab ID	Sample ID	QC Batch Method	QC Batch	Analytical Method	Analytical Batch
92585314001	**MW-65D**	MADEP VPH	675349		
92585314002	**MW-65**	MADEP VPH	675349		
92585314003	**MW-74**	MADEP VPH	675349		
92585314004	**MW-70**	MADEP VPH	675349		
92585314005	**MW-64**	MADEP VPH	675349		
92585314006	**MW-75**	MADEP VPH	675349		
92585314007	**DUP-1-20220131**	MADEP VPH	675349		
92585314001	**MW-65D**	EPA 3010A	675138	EPA 6010D	675231
92585314002	**MW-65**	EPA 3010A	675138	EPA 6010D	675231
92585314003	**MW-74**	EPA 3010A	675138	EPA 6010D	675231
92585314004	**MW-70**	EPA 3010A	675138	EPA 6010D	675231
92585314005	**MW-64**	EPA 3010A	675138	EPA 6010D	675231
92585314006	**MW-75**	EPA 3010A	675138	EPA 6010D	675231
92585314007	**DUP-1-20220131**	EPA 3010A	675138	EPA 6010D	675231
92585314001	**MW-65D**	SM 6200B	675139		
92585314002	**MW-65**	SM 6200B	675139		
92585314003	**MW-74**	SM 6200B	675139		
92585314004	**MW-70**	SM 6200B	675139		
92585314005	**MW-64**	SM 6200B	675139		
92585314006	**MW-75**	SM 6200B	675139		
92585314007	**DUP-1-20220131**	SM 6200B	675139		
92585314008	**TRIP BLANK**	SM 6200B	675139		

This report shall not be reproduced, except in full,
without the written consent of Pace Analytical Services, LLC.

Laboratory receiving samples: Asheville ☐ Eden ☐ Greenwood ☐ Huntersville ☑ Raleigh ☐ Mechanicsville ☐ Atlanta ☐ Kernersville ☐

Sample Condition Upon Receipt

Client Name: AECOM

Project #: WO# : 92585314

92585314

Courier: ☐ Commercial ☐ Fed Ex ☐ Pace ☐ UPS ☐ USPS ☐ Other:____ ☑ Client

Custody Seal Present? ☐ Yes ☑ No **Seals Intact?** ☐ Yes ☑ No

Date/Initials Person Examining Contents: 1/31/22 KS

Packing Material: ☐ Bubble Wrap ☑ Bubble Bags ☐ None ☐ Other

Biological Tissue Frozen? ☐ Yes ☐ No ☑ N/A

Thermometer: ☑ IR Gun ID: 92T064 **Type of Ice:** ☑ Wet ☐ Blue ☐ None

Cooler Temp: 3.6 **Correction Factor:** Add/Subtract (°C) 0

Temp should be above freezing to 6°C ☐ Samples out of temp criteria. Samples on ice, cooling process has begun

Cooler Temp Corrected (°C): 3.6

USDA Regulated Soil (☑ N/A, water sample) Did samples originate in a quarantine zone within the United States: CA, NY, or SC (check maps)? ☐ Yes ☐ No

Did samples originate from a foreign source (internationally, including Hawaii and Puerto Rico)? ☐ Yes ☐ No

				Comments/Discrepancy:
Chain of Custody Present?	☑ Yes	☐ No	☐ N/A	1.
Samples Arrived within Hold Time?	☑ Yes	☐ No	☐ N/A	2.
Short Hold Time Analysis (<72 hr.)?	☐ Yes	☑ No	☐ N/A	3.
Rush Turn Around Time Requested?	☑ Yes	☐ No	☐ N/A	4.
Sufficient Volume?	☑ Yes	☐ No	☐ N/A	5.
Correct Containers Used?	☑ Yes	☐ No	☐ N/A	6.
-Pace Containers Used?	☑ Yes	☐ No	☐ N/A	
Containers Intact?	☑ Yes	☐ No	☐ N/A	7.
Dissolved analysis: Samples Field Filtered?	☐ Yes	☐ No	☑ N/A	8.
Sample Labels Match COC?	☑ Yes	☐ No	☐ N/A	9.
-Includes Date/Time/ID/Analysis Matrix: WT				
Headspace in VOA Vials (>5-6mm)?	☐ Yes	☑ No	☐ N/A	10.
Trip Blank Present?	☑ Yes	☐ No	☐ N/A	11.
Trip Blank Custody Seals Present?	☑ Yes	☐ No	☐ N/A	

Field Data Required? ☐ Yes ☐ No

COMMENTS/SAMPLE DISCREPANCY

Lot ID of split containers:

CLIENT NOTIFICATION/RESOLUTION

Person contacted: _____ Date/Time: _____

Project Manager SCURF Review: _____ Date: _____

Project Manager SRF Review: _____ Date: _____

***Check mark top half of box if pH and/or dechlorination is verified and within the acceptance range for preservation samples.**

Exceptions: VOA, Coliform, TOC, Oil and Grease, DRO/8015 (water) DOC, LLHg

****Bottom half of box is to list number of bottles**

Project #

WO# : 92585314

PM: BV Due Date: 02/03/22

CLIENT: 92-AECOM CHA

Item#	BP4U-125 mL Plastic Unpreserved (N/A) (Cl-)	BP3U-250 mL Plastic Unpreserved (N/A)	BP2U-500 mL Plastic Unpreserved (N/A)	BP1U-1 liter Plastic Unpreserved (N/A)	BP4S-125 mL Plastic H2SO4 (pH < 2) (Cl-)	BP3N-250 mL plastic HNO3 (pH < 2)	BP4Z-125 mL Plastic ZN Acetate & NaOH (>9)	BP4B-125 mL Plastic NaOH (pH > 12) (Cl-)	WGFU-Wide-mouthed Glass jar Unpreserved	AG1U-1 liter Amber Unpreserved (N/A) (Cl-)	AG1H-1 liter Amber HCl (pH < 2)	AG3U-250 mL Amber Unpreserved (N/A) (Cl-)	AG1S-1 liter Amber H2SO4 (pH < 2)	AG3S-250 mL Amber H2SO4 (pH < 2)	AG3A(DG3A)-250 mL Amber NH4Cl (N/A)(Cl-)	DG9H-40 mL VOA HCl (N/A)	VG9T-40 mL VOA Na2S2O3 (N/A)	VG9U-40 mL VOA Unpreserved (N/A)	DG9P-40 mL VOA H3PO4 (N/A)	VOAK (3 vials per kit)-5035 kit (N/A)	V/GK (3 vials per kit)-VPH/Gas kit (N/A)	SP5T-125 mL Sterile Plastic (N/A – lab)	SP2T-250 mL Sterile Plastic (N/A – lab)		BP3A-250 mL Plastic (NH2)2SO4 (9.3-9.7)	AG0U-100 mL Amber Unpreserved vials (N/A)	VSGU-20 mL Scintillation vials (N/A)	DG9U-40 mL Amber Unpreserved vials (N/A)
1						1										7													
2						1										7													
3						1										7													
4						1										7													
5						1										7													
6						1										7													
7						1										7													
8																2													
9																													
10																													
11																													
12																													

pH Adjustment Log for Preserved Samples

Sample ID	Type of Preservative	pH upon receipt	Date preservation adjusted	Time preservation adjusted	Amount of Preservative added	Lot #

Note: Whenever there is a discrepancy affecting North Carolina compliance samples, a copy of this form will be sent to the North Carolina DEHNR Certification Office (I.e. Out of hold, incorrect preservative, out of temp, incorrect containers.

CHAIN-OF-CUSTODY / Analytical Request Document

Pace Analytical® WWW.PACELABS.COM

The Chain-of-Custody is a LEGAL DOCUMENT. All relevant fields must be completed accurately.

Submitting a sample via this chain of custody constitutes acknowledgment and acceptance of the Pace Terms and Conditions found at https://info.pacelabs.com/hubfs/pas-standard-terms.pdf.

Page : 1 Of 1

Section A – Required Client Information:	Section B – Required Project Information:	Section C – Invoice Information:
Company: AECOM	Report To: Andy Wreschnig	Attention:
Address: 6000 Fairview Road	Copy To:	Company Name:
Suite 200, Charlotte, NC 28210		Address:
Email: andrew.wreschnig@aecom.com	Purchase Order #:	Pace Quote: 60639876
Phone: (704)716-0757 Fax	Project Name: CPC Huntersville-60639876	Pace Project Manager: bonnie.vang@pacelabs.com,
Requested Due Date: 3 Day TAT	Project #:	Pace Profile #: 8458

Regulatory Agency	State / Location
	NC

Requested Analysis Filtered (Y/N)

ITEM #	SAMPLE ID (One Character per box. (A-Z, 0-9 / , -) Sample Ids must be unique)	MATRIX CODE (see valid codes to left)	SAMPLE TYPE (G=GRAB C=COMP)	COLLECTED START DATE	COLLECTED START TIME	COLLECTED END DATE	COLLECTED END TIME	SAMPLE TEMP AT COLLECTION	# OF CONTAINERS	Preservatives: Unpreserved	H2SO4	HNO3	HCl	NaOH	Na2S2O3	Methanol	Other	Analyses Test Y/N	6200B	VPH	6010-Pb	n-butanol by 8015	Trip BLANK	DI Water	Residual Chlorine (Y/N)	92585314
1	MW-65D	WT	G	1/31/22	1415							X	X						X	X	X					001
2	MW-65				1225							X	X													002
3	MW-74				1035							X	X													003
4	MW-70				1430							X	X													004
5	MW-64				1540							X	X													005
6	MW-75				1300							X	X													006
7	Dup-1-20220131				—							X	X													007
8	Trip Blank				—								X										X			
9																										
10																										
11																										
12																										

ADDITIONAL COMMENTS	RELINQUISHED BY / AFFILIATION	DATE	TIME	ACCEPTED BY / AFFILIATION	DATE	TIME
	Erik Riegel AECOM	1/31/22	1641	JB Pace HV	1/31/22	1641

SAMPLE CONDITIONS			
3.6	Y	N	Y

SAMPLER NAME AND SIGNATURE	
PRINT Name of SAMPLER:	Erik Riegel
SIGNATURE of SAMPLER:	Erik Riegel
DATE Signed:	1/31/22

TEMP in C	Received on Ice (Y/N)	Custody Sealed Cooler (Y/N)	Samples Intact (Y/N)

Pace Analytical Services, LLC
9800 Kincey Ave. Suite 100
Huntersville, NC 28078
(704)875-9092

February 09, 2022

Andrew Wreschnig
AECOM
6000 Fairview Road
Suite 200
Charlotte, NC 28210

RE: Project: CPC Huntersville-60674226
Pace Project No.: 92585315

Dear Andrew Wreschnig:

Enclosed are the analytical results for sample(s) received by the laboratory on January 31, 2022. The results relate only to the samples included in this report. Results reported herein conform to the applicable TNI/NELAC Standards and the laboratory's Quality Manual, where applicable, unless otherwise noted in the body of the report.

The test results provided in this final report were generated by each of the following laboratories within the Pace Network:

- Pace Analytical Services - Asheville
- Pace Analytical Services - Charlotte

If you have any questions concerning this report, please feel free to contact me.

Sincerely,

Bonnie Vang
bonnie.vang@pacelabs.com
(704)875-9092
Project Manager

Enclosures

cc: Teresa Amentt Jennings, AECOM
Jeff Morrison, Colonial Pipeline Company

This report shall not be reproduced, except in full,
without the written consent of Pace Analytical Services, LLC.

Pace Analytical Services, LLC
9800 Kincey Ave. Suite 100
Huntersville, NC 28078
(704)875-9092

CERTIFICATIONS

Project: CPC Huntersville-60674226
Pace Project No.: 92585315

Pace Analytical Services Charlotte

South Carolina Laboratory ID: 99006
9800 Kincey Ave. Ste 100, Huntersville, NC 28078
North Carolina Drinking Water Certification #: 37706
North Carolina Field Services Certification #: 5342
North Carolina Wastewater Certification #: 12
South Carolina Laboratory ID: 99006
South Carolina Certification #: 99006001
South Carolina Drinking Water Cert. #: 99006003
Florida/NELAP Certification #: E87627
Kentucky UST Certification #: 84
Louisiana DoH Drinking Water #: LA029
Virginia/VELAP Certification #: 460221

Pace Analytical Services Asheville

2225 Riverside Drive, Asheville, NC 28804
Florida/NELAP Certification #: E87648
North Carolina Drinking Water Certification #: 37712
North Carolina Wastewater Certification #: 40
South Carolina Laboratory ID: 99030
South Carolina Certification #: 99030001
Virginia/VELAP Certification #: 460222

This report shall not be reproduced, except in full,
without the written consent of Pace Analytical Services, LLC.

Pace Analytical Services, LLC
9800 Kincey Ave. Suite 100
Huntersville, NC 28078
(704)875-9092

SAMPLE SUMMARY

Project: CPC Huntersville-60674226
Pace Project No.: 92585315

Lab ID	Sample ID	Matrix	Date Collected	Date Received
92585315001	**MW-66**	Water	01/31/22 12:40	01/31/22 16:41
92585315002	**MW-67**	Water	01/31/22 10:45	01/31/22 16:41
92585315003	**MW-68**	Water	01/31/22 14:50	01/31/22 16:41
92585315004	**FB-2-0220131**	Water	01/31/22 09:00	01/31/22 16:41
92585315005	**MW-42**	Water	01/31/22 10:45	01/31/22 16:41
92585315006	**EB-2-20220131**	Water	01/31/22 15:30	01/31/22 16:41
92585315007	**TRIP BLANK**	Water	01/31/22 00:00	01/31/22 16:41

This report shall not be reproduced, except in full,
without the written consent of Pace Analytical Services, LLC.

Pace Analytical Services, LLC
9800 Kincey Ave. Suite 100
Huntersville, NC 28078
(704)875-9092

SAMPLE ANALYTE COUNT

Project: CPC Huntersville-60674226
Pace Project No.: 92585315

Lab ID	Sample ID	Method	Analysts	Analytes Reported	Laboratory
92585315001	**MW-66**	MADEP VPH	MAD	6	PASI-C
		EPA 6010D	RDT	1	PASI-A
		SM 6200B	NSCQ	63	PASI-C
92585315002	**MW-67**	MADEP VPH	MAD	6	PASI-C
		EPA 6010D	CBV	1	PASI-A
		SM 6200B	SAS	63	PASI-C
92585315003	**MW-68**	MADEP VPH	MAD	6	PASI-C
		EPA 6010D	CBV	1	PASI-A
		SM 6200B	SAS	63	PASI-C
92585315004	**FB-2-0220131**	MADEP VPH	MAD	6	PASI-C
		SM 6200B	BSH	63	PASI-C
92585315005	**MW-42**	MADEP VPH	MAD	5	PASI-C
		EPA 6010D	RDT	1	PASI-A
		SM 6200B	BSH	63	PASI-C
92585315006	**EB-2-20220131**	MADEP VPH	MAD	6	PASI-C
		EPA 6010D	RDT	1	PASI-A
		SM 6200B	BSH	63	PASI-C
92585315007	**TRIP BLANK**	SM 6200B	BSH	63	PASI-C

PASI-A = Pace Analytical Services - Asheville
PASI-C = Pace Analytical Services - Charlotte

This report shall not be reproduced, except in full,
without the written consent of Pace Analytical Services, LLC.

Pace Analytical Services, LLC
9800 Kincey Ave. Suite 100
Huntersville, NC 28078
(704)875-9092

PROJECT NARRATIVE

Project: CPC Huntersville-60674226
Pace Project No.: 92585315

Method: **MADEP VPH**
Description: VPH NC Water
Client: AECOM, Charlotte
Date: February 09, 2022

General Information:
6 samples were analyzed for MADEP VPH by Pace Analytical Services Charlotte. All samples were received in acceptable condition with any exceptions noted below or on the chain-of custody and/or the sample condition upon receipt form (SCUR) attached at the end of this report.

Hold Time:
The samples were analyzed within the method required hold times with any exceptions noted below.

Initial Calibrations (including MS Tune as applicable):
All criteria were within method requirements with any exceptions noted below.

Continuing Calibration:
All criteria were within method requirements with any exceptions noted below.

Surrogates:
All surrogates were within QC limits with any exceptions noted below.

Method Blank:
All analytes were below the report limit in the method blank, where applicable, with any exceptions noted below.

Laboratory Control Spike:
All laboratory control spike compounds were within QC limits with any exceptions noted below.

Matrix Spikes:
All percent recoveries and relative percent differences (RPDs) were within acceptance criteria with any exceptions noted below.

Additional Comments:

This report shall not be reproduced, except in full,
without the written consent of Pace Analytical Services, LLC.

Pace Analytical Services, LLC
9800 Kincey Ave. Suite 100
Huntersville, NC 28078
(704)875-9092

PROJECT NARRATIVE

Project: CPC Huntersville-60674226
Pace Project No.: 92585315

Method: **EPA 6010D**
Description: 6010 MET ICP
Client: AECOM, Charlotte
Date: February 09, 2022

General Information:
5 samples were analyzed for EPA 6010D by Pace Analytical Services Asheville. All samples were received in acceptable condition with any exceptions noted below or on the chain-of custody and/or the sample condition upon receipt form (SCUR) attached at the end of this report.

Hold Time:
The samples were analyzed within the method required hold times with any exceptions noted below.

Sample Preparation:
The samples were prepared in accordance with EPA 3010A with any exceptions noted below.

Initial Calibrations (including MS Tune as applicable):
All criteria were within method requirements with any exceptions noted below.

Continuing Calibration:
All criteria were within method requirements with any exceptions noted below.

Method Blank:
All analytes were below the report limit in the method blank, where applicable, with any exceptions noted below.

Laboratory Control Spike:
All laboratory control spike compounds were within QC limits with any exceptions noted below.

Matrix Spikes:
All percent recoveries and relative percent differences (RPDs) were within acceptance criteria with any exceptions noted below.

Additional Comments:

This report shall not be reproduced, except in full,
without the written consent of Pace Analytical Services, LLC.

Pace Analytical Services, LLC
9800 Kincey Ave. Suite 100
Huntersville, NC 28078
(704)875-9092

PROJECT NARRATIVE

Project: CPC Huntersville-60674226
Pace Project No.: 92585315

Method: **SM 6200B**
Description: 6200B MSV
Client: AECOM, Charlotte
Date: February 09, 2022

General Information:
7 samples were analyzed for SM 6200B by Pace Analytical Services Charlotte. All samples were received in acceptable condition with any exceptions noted below or on the chain-of custody and/or the sample condition upon receipt form (SCUR) attached at the end of this report.

Hold Time:
The samples were analyzed within the method required hold times with any exceptions noted below.

Initial Calibrations (including MS Tune as applicable):
All criteria were within method requirements with any exceptions noted below.

Continuing Calibration:
All criteria were within method requirements with any exceptions noted below.

Internal Standards:
All internal standards were within QC limits with any exceptions noted below.

Surrogates:
All surrogates were within QC limits with any exceptions noted below.

Method Blank:
All analytes were below the report limit in the method blank, where applicable, with any exceptions noted below.

Laboratory Control Spike:
All laboratory control spike compounds were within QC limits with any exceptions noted below.

QC Batch: 675139

L1: Analyte recovery in the laboratory control sample (LCS) was above QC limits. Results for this analyte in associated samples may be biased high.

- LCS (Lab ID: 3533701)
  - Bromomethane

Matrix Spikes:
All percent recoveries and relative percent differences (RPDs) were within acceptance criteria with any exceptions noted below.

QC Batch: 675664

A matrix spike and/or matrix spike duplicate (MS/MSD) were performed on the following sample(s): 92585750004

M1: Matrix spike recovery exceeded QC limits. Batch accepted based on laboratory control sample (LCS) recovery.

- MS (Lab ID: 3536496)
  - Toluene

R1: RPD value was outside control limits.

- MSD (Lab ID: 3536497)
  - Dichlorodifluoromethane

This report shall not be reproduced, except in full,
without the written consent of Pace Analytical Services, LLC.

Pace Analytical Services, LLC
9800 Kincey Ave. Suite 100
Huntersville, NC 28078
(704)875-9092

PROJECT NARRATIVE

Project: CPC Huntersville-60674226
Pace Project No.: 92585315

Method: **SM 6200B**
Description: 6200B MSV
Client: AECOM, Charlotte
Date: February 09, 2022

Additional Comments:

This data package has been reviewed for quality and completeness and is approved for release.

This report shall not be reproduced, except in full,
without the written consent of Pace Analytical Services, LLC.

Pace Analytical Services, LLC
9800 Kincey Ave. Suite 100
Huntersville, NC 28078
(704)875-9092

ANALYTICAL RESULTS

Project: CPC Huntersville-60674226
Pace Project No.: 92585315

Sample: MW-66 **Lab ID: 92585315001** Collected: 01/31/22 12:40 Received: 01/31/22 16:41 Matrix: Water

Parameters	Results	Units	Report Limit	MDL	DF	Prepared	Analyzed	CAS No.	Qual
VPH NC Water	Analytical Method: MADEP VPH Pace Analytical Services - Charlotte								
Total VPH (C5-C12)	ND	ug/L	50.0	50.0	1		02/03/22 17:57		N2
Aliphatic (C05-C08)	ND	ug/L	50.0	50.0	1		02/03/22 17:57		N2
Aliphatic(C09-C12) Adjusted	ND	ug/L	50.0	50.0	1		02/03/22 17:57		N2
Aromatic (C09-C10)	ND	ug/L	50.0	50.0	1		02/03/22 17:57		N2
Surrogates									
4-Bromofluorobenzene (FID) (S)	91	%	70-130		1		02/03/22 17:57	460-00-4	
4-Bromofluorobenzene (PID) (S)	89	%	70-130		1		02/03/22 17:57	460-00-4	
6010 MET ICP	Analytical Method: EPA 6010D Preparation Method: EPA 3010A Pace Analytical Services - Asheville								
Lead	**7.1**	ug/L	5.0	4.5	1	02/01/22 11:56	02/04/22 01:39	7439-92-1	
6200B MSV	Analytical Method: SM 6200B Pace Analytical Services - Charlotte								
Benzene	ND	ug/L	0.50	0.34	1		02/03/22 00:45	71-43-2	
Bromobenzene	ND	ug/L	0.50	0.29	1		02/03/22 00:45	108-86-1	
Bromochloromethane	ND	ug/L	0.50	0.47	1		02/03/22 00:45	74-97-5	
Bromodichloromethane	**1.1**	ug/L	0.50	0.31	1		02/03/22 00:45	75-27-4	
Bromoform	ND	ug/L	0.50	0.34	1		02/03/22 00:45	75-25-2	
Bromomethane	ND	ug/L	5.0	1.7	1		02/03/22 00:45	74-83-9	
n-Butylbenzene	ND	ug/L	0.50	0.49	1		02/03/22 00:45	104-51-8	
sec-Butylbenzene	ND	ug/L	0.50	0.40	1		02/03/22 00:45	135-98-8	
tert-Butylbenzene	ND	ug/L	0.50	0.32	1		02/03/22 00:45	98-06-6	
Carbon tetrachloride	ND	ug/L	0.50	0.33	1		02/03/22 00:45	56-23-5	
Chlorobenzene	ND	ug/L	0.50	0.28	1		02/03/22 00:45	108-90-7	
Chloroethane	ND	ug/L	1.0	0.65	1		02/03/22 00:45	75-00-3	
Chloroform	**4.7**	ug/L	0.50	0.35	1		02/03/22 00:45	67-66-3	
Chloromethane	ND	ug/L	1.0	0.54	1		02/03/22 00:45	74-87-3	
2-Chlorotoluene	ND	ug/L	0.50	0.32	1		02/03/22 00:45	95-49-8	
4-Chlorotoluene	ND	ug/L	0.50	0.32	1		02/03/22 00:45	106-43-4	
1,2-Dibromo-3-chloropropane	ND	ug/L	1.0	0.34	1		02/03/22 00:45	96-12-8	
Dibromochloromethane	ND	ug/L	0.50	0.36	1		02/03/22 00:45	124-48-1	
1,2-Dibromoethane (EDB)	ND	ug/L	0.50	0.27	1		02/03/22 00:45	106-93-4	
Dibromomethane	ND	ug/L	0.50	0.39	1		02/03/22 00:45	74-95-3	
1,2-Dichlorobenzene	ND	ug/L	0.50	0.34	1		02/03/22 00:45	95-50-1	
1,3-Dichlorobenzene	ND	ug/L	0.50	0.34	1		02/03/22 00:45	541-73-1	
1,4-Dichlorobenzene	ND	ug/L	0.50	0.33	1		02/03/22 00:45	106-46-7	
Dichlorodifluoromethane	ND	ug/L	0.50	0.35	1		02/03/22 00:45	75-71-8	
1,1-Dichloroethane	ND	ug/L	0.50	0.37	1		02/03/22 00:45	75-34-3	
1,2-Dichloroethane	ND	ug/L	0.50	0.32	1		02/03/22 00:45	107-06-2	
1,1-Dichloroethene	ND	ug/L	0.50	0.35	1		02/03/22 00:45	75-35-4	
cis-1,2-Dichloroethene	ND	ug/L	0.50	0.38	1		02/03/22 00:45	156-59-2	
trans-1,2-Dichloroethene	ND	ug/L	0.50	0.40	1		02/03/22 00:45	156-60-5	
1,2-Dichloropropane	ND	ug/L	0.50	0.36	1		02/03/22 00:45	78-87-5	
1,3-Dichloropropane	ND	ug/L	0.50	0.28	1		02/03/22 00:45	142-28-9	

REPORT OF LABORATORY ANALYSIS

This report shall not be reproduced, except in full,
without the written consent of Pace Analytical Services, LLC.

Pace Analytical Services, LLC
9800 Kincey Ave. Suite 100
Huntersville, NC 28078
(704)875-9092

ANALYTICAL RESULTS

Project: CPC Huntersville-60674226
Pace Project No.: 92585315

Sample: MW-66 **Lab ID: 92585315001** Collected: 01/31/22 12:40 Received: 01/31/22 16:41 Matrix: Water

Parameters	Results	Units	Report Limit	MDL	DF	Prepared	Analyzed	CAS No.	Qual
6200B MSV	Analytical Method: SM 6200B Pace Analytical Services - Charlotte								
2,2-Dichloropropane	ND	ug/L	0.50	0.39	1		02/03/22 00:45	594-20-7	
1,1-Dichloropropene	ND	ug/L	0.50	0.43	1		02/03/22 00:45	563-58-6	
cis-1,3-Dichloropropene	ND	ug/L	0.50	0.36	1		02/03/22 00:45	10061-01-5	
trans-1,3-Dichloropropene	ND	ug/L	0.50	0.36	1		02/03/22 00:45	10061-02-6	
Diisopropyl ether	ND	ug/L	0.50	0.31	1		02/03/22 00:45	108-20-3	
Ethylbenzene	ND	ug/L	0.50	0.30	1		02/03/22 00:45	100-41-4	
Hexachloro-1,3-butadiene	ND	ug/L	2.0	1.5	1		02/03/22 00:45	87-68-3	
Isopropylbenzene (Cumene)	ND	ug/L	0.50	0.33	1		02/03/22 00:45	98-82-8	
Methylene Chloride	ND	ug/L	2.0	2.0	1		02/03/22 00:45	75-09-2	
Methyl-tert-butyl ether	ND	ug/L	0.50	0.42	1		02/03/22 00:45	1634-04-4	
Naphthalene	ND	ug/L	2.0	0.64	1		02/03/22 00:45	91-20-3	
n-Propylbenzene	ND	ug/L	0.50	0.34	1		02/03/22 00:45	103-65-1	
Styrene	ND	ug/L	0.50	0.29	1		02/03/22 00:45	100-42-5	
1,1,1,2-Tetrachloroethane	ND	ug/L	0.50	0.31	1		02/03/22 00:45	630-20-6	
1,1,2,2-Tetrachloroethane	ND	ug/L	0.50	0.22	1		02/03/22 00:45	79-34-5	
Tetrachloroethene	ND	ug/L	0.50	0.29	1		02/03/22 00:45	127-18-4	
Toluene	ND	ug/L	0.50	0.48	1		02/03/22 00:45	108-88-3	
1,2,3-Trichlorobenzene	ND	ug/L	2.0	0.81	1		02/03/22 00:45	87-61-6	
1,2,4-Trichlorobenzene	ND	ug/L	2.0	0.64	1		02/03/22 00:45	120-82-1	
1,1,1-Trichloroethane	ND	ug/L	0.50	0.33	1		02/03/22 00:45	71-55-6	
1,1,2-Trichloroethane	ND	ug/L	0.50	0.32	1		02/03/22 00:45	79-00-5	
Trichloroethene	ND	ug/L	0.50	0.38	1		02/03/22 00:45	79-01-6	
Trichlorofluoromethane	ND	ug/L	1.0	0.30	1		02/03/22 00:45	75-69-4	
1,2,3-Trichloropropane	ND	ug/L	0.50	0.26	1		02/03/22 00:45	96-18-4	
1,2,4-Trimethylbenzene	ND	ug/L	0.50	0.50	1		02/03/22 00:45	95-63-6	
1,3,5-Trimethylbenzene	ND	ug/L	0.50	0.33	1		02/03/22 00:45	108-67-8	
Vinyl chloride	ND	ug/L	1.0	0.39	1		02/03/22 00:45	75-01-4	
m&p-Xylene	ND	ug/L	1.0	0.71	1		02/03/22 00:45	179601-23-1	
o-Xylene	ND	ug/L	0.50	0.34	1		02/03/22 00:45	95-47-6	
Surrogates									
1,2-Dichloroethane-d4 (S)	105	%	70-130		1		02/03/22 00:45	17060-07-0	
4-Bromofluorobenzene (S)	104	%	70-130		1		02/03/22 00:45	460-00-4	
Toluene-d8 (S)	102	%	70-130		1		02/03/22 00:45	2037-26-5	

REPORT OF LABORATORY ANALYSIS

This report shall not be reproduced, except in full,
without the written consent of Pace Analytical Services, LLC.

Pace Analytical Services, LLC
9800 Kincey Ave. Suite 100
Huntersville, NC 28078
(704)875-9092

ANALYTICAL RESULTS

Project: CPC Huntersville-60674226
Pace Project No.: 92585315

Sample: MW-67 **Lab ID: 92585315002** Collected: 01/31/22 10:45 Received: 01/31/22 16:41 Matrix: Water

Parameters	Results	Units	Report Limit	MDL	DF	Prepared	Analyzed	CAS No.	Qual
VPH NC Water	Analytical Method: MADEP VPH Pace Analytical Services - Charlotte								
Total VPH (C5-C12)	ND	ug/L	50.0	50.0	1		02/03/22 18:26		N2
Aliphatic (C05-C08)	ND	ug/L	50.0	50.0	1		02/03/22 18:26		N2
Aliphatic(C09-C12) Adjusted	ND	ug/L	50.0	50.0	1		02/03/22 18:26		N2
Aromatic (C09-C10)	ND	ug/L	50.0	50.0	1		02/03/22 18:26		N2
Surrogates									
4-Bromofluorobenzene (FID) (S)	101	%	70-130		1		02/03/22 18:26	460-00-4	
4-Bromofluorobenzene (PID) (S)	98	%	70-130		1		02/03/22 18:26	460-00-4	
6010 MET ICP	Analytical Method: EPA 6010D Preparation Method: EPA 3010A Pace Analytical Services - Asheville								
Lead	ND	ug/L	5.0	4.5	1	02/01/22 12:04	02/02/22 12:31	7439-92-1	
6200B MSV	Analytical Method: SM 6200B Pace Analytical Services - Charlotte								
Benzene	ND	ug/L	0.50	0.34	1		02/01/22 18:23	71-43-2	
Bromobenzene	ND	ug/L	0.50	0.29	1		02/01/22 18:23	108-86-1	
Bromochloromethane	ND	ug/L	0.50	0.47	1		02/01/22 18:23	74-97-5	
Bromodichloromethane	ND	ug/L	0.50	0.31	1		02/01/22 18:23	75-27-4	
Bromoform	ND	ug/L	0.50	0.34	1		02/01/22 18:23	75-25-2	
Bromomethane	ND	ug/L	5.0	1.7	1		02/01/22 18:23	74-83-9	IH,L1
n-Butylbenzene	ND	ug/L	0.50	0.49	1		02/01/22 18:23	104-51-8	
sec-Butylbenzene	ND	ug/L	0.50	0.40	1		02/01/22 18:23	135-98-8	
tert-Butylbenzene	ND	ug/L	0.50	0.32	1		02/01/22 18:23	98-06-6	
Carbon tetrachloride	ND	ug/L	0.50	0.33	1		02/01/22 18:23	56-23-5	
Chlorobenzene	ND	ug/L	0.50	0.28	1		02/01/22 18:23	108-90-7	
Chloroethane	ND	ug/L	1.0	0.65	1		02/01/22 18:23	75-00-3	
Chloroform	ND	ug/L	0.50	0.35	1		02/01/22 18:23	67-66-3	
Chloromethane	ND	ug/L	1.0	0.54	1		02/01/22 18:23	74-87-3	
2-Chlorotoluene	ND	ug/L	0.50	0.32	1		02/01/22 18:23	95-49-8	
4-Chlorotoluene	ND	ug/L	0.50	0.32	1		02/01/22 18:23	106-43-4	
1,2-Dibromo-3-chloropropane	ND	ug/L	1.0	0.34	1		02/01/22 18:23	96-12-8	
Dibromochloromethane	ND	ug/L	0.50	0.36	1		02/01/22 18:23	124-48-1	
1,2-Dibromoethane (EDB)	ND	ug/L	0.50	0.27	1		02/01/22 18:23	106-93-4	
Dibromomethane	ND	ug/L	0.50	0.39	1		02/01/22 18:23	74-95-3	
1,2-Dichlorobenzene	ND	ug/L	0.50	0.34	1		02/01/22 18:23	95-50-1	
1,3-Dichlorobenzene	ND	ug/L	0.50	0.34	1		02/01/22 18:23	541-73-1	
1,4-Dichlorobenzene	ND	ug/L	0.50	0.33	1		02/01/22 18:23	106-46-7	
Dichlorodifluoromethane	ND	ug/L	0.50	0.35	1		02/01/22 18:23	75-71-8	
1,1-Dichloroethane	ND	ug/L	0.50	0.37	1		02/01/22 18:23	75-34-3	
1,2-Dichloroethane	ND	ug/L	0.50	0.32	1		02/01/22 18:23	107-06-2	
1,1-Dichloroethene	ND	ug/L	0.50	0.35	1		02/01/22 18:23	75-35-4	
cis-1,2-Dichloroethene	ND	ug/L	0.50	0.38	1		02/01/22 18:23	156-59-2	
trans-1,2-Dichloroethene	ND	ug/L	0.50	0.40	1		02/01/22 18:23	156-60-5	
1,2-Dichloropropane	ND	ug/L	0.50	0.36	1		02/01/22 18:23	78-87-5	
1,3-Dichloropropane	ND	ug/L	0.50	0.28	1		02/01/22 18:23	142-28-9	

REPORT OF LABORATORY ANALYSIS

This report shall not be reproduced, except in full,
without the written consent of Pace Analytical Services, LLC.

Pace Analytical Services, LLC
9800 Kincey Ave. Suite 100
Huntersville, NC 28078
(704)875-9092

ANALYTICAL RESULTS

Project: CPC Huntersville-60674226
Pace Project No.: 92585315

Sample: MW-67 **Lab ID: 92585315002** Collected: 01/31/22 10:45 Received: 01/31/22 16:41 Matrix: Water

Parameters	Results	Units	Report Limit	MDL	DF	Prepared	Analyzed	CAS No.	Qual
6200B MSV	Analytical Method: SM 6200B Pace Analytical Services - Charlotte								
2,2-Dichloropropane	ND	ug/L	0.50	0.39	1		02/01/22 18:23	594-20-7	
1,1-Dichloropropene	ND	ug/L	0.50	0.43	1		02/01/22 18:23	563-58-6	
cis-1,3-Dichloropropene	ND	ug/L	0.50	0.36	1		02/01/22 18:23	10061-01-5	
trans-1,3-Dichloropropene	ND	ug/L	0.50	0.36	1		02/01/22 18:23	10061-02-6	
Diisopropyl ether	ND	ug/L	0.50	0.31	1		02/01/22 18:23	108-20-3	
Ethylbenzene	ND	ug/L	0.50	0.30	1		02/01/22 18:23	100-41-4	
Hexachloro-1,3-butadiene	ND	ug/L	2.0	1.5	1		02/01/22 18:23	87-68-3	
Isopropylbenzene (Cumene)	ND	ug/L	0.50	0.33	1		02/01/22 18:23	98-82-8	
Methylene Chloride	ND	ug/L	2.0	2.0	1		02/01/22 18:23	75-09-2	
Methyl-tert-butyl ether	ND	ug/L	0.50	0.42	1		02/01/22 18:23	1634-04-4	
Naphthalene	ND	ug/L	2.0	0.64	1		02/01/22 18:23	91-20-3	
n-Propylbenzene	ND	ug/L	0.50	0.34	1		02/01/22 18:23	103-65-1	
Styrene	ND	ug/L	0.50	0.29	1		02/01/22 18:23	100-42-5	
1,1,1,2-Tetrachloroethane	ND	ug/L	0.50	0.31	1		02/01/22 18:23	630-20-6	
1,1,2,2-Tetrachloroethane	ND	ug/L	0.50	0.22	1		02/01/22 18:23	79-34-5	
Tetrachloroethene	ND	ug/L	0.50	0.29	1		02/01/22 18:23	127-18-4	
Toluene	ND	ug/L	0.50	0.48	1		02/01/22 18:23	108-88-3	
1,2,3-Trichlorobenzene	ND	ug/L	2.0	0.81	1		02/01/22 18:23	87-61-6	
1,2,4-Trichlorobenzene	ND	ug/L	2.0	0.64	1		02/01/22 18:23	120-82-1	
1,1,1-Trichloroethane	ND	ug/L	0.50	0.33	1		02/01/22 18:23	71-55-6	
1,1,2-Trichloroethane	ND	ug/L	0.50	0.32	1		02/01/22 18:23	79-00-5	
Trichloroethene	ND	ug/L	0.50	0.38	1		02/01/22 18:23	79-01-6	
Trichlorofluoromethane	ND	ug/L	1.0	0.30	1		02/01/22 18:23	75-69-4	
1,2,3-Trichloropropane	ND	ug/L	0.50	0.26	1		02/01/22 18:23	96-18-4	
1,2,4-Trimethylbenzene	ND	ug/L	0.50	0.50	1		02/01/22 18:23	95-63-6	
1,3,5-Trimethylbenzene	ND	ug/L	0.50	0.33	1		02/01/22 18:23	108-67-8	
Vinyl chloride	ND	ug/L	1.0	0.39	1		02/01/22 18:23	75-01-4	
m&p-Xylene	ND	ug/L	1.0	0.71	1		02/01/22 18:23	179601-23-1	
o-Xylene	ND	ug/L	0.50	0.34	1		02/01/22 18:23	95-47-6	
Surrogates									
1,2-Dichloroethane-d4 (S)	104	%	70-130		1		02/01/22 18:23	17060-07-0	
4-Bromofluorobenzene (S)	96	%	70-130		1		02/01/22 18:23	460-00-4	
Toluene-d8 (S)	99	%	70-130		1		02/01/22 18:23	2037-26-5	

REPORT OF LABORATORY ANALYSIS

This report shall not be reproduced, except in full,
without the written consent of Pace Analytical Services, LLC.

Pace Analytical Services, LLC
9800 Kincey Ave. Suite 100
Huntersville, NC 28078
(704)875-9092

ANALYTICAL RESULTS

Project: CPC Huntersville-60674226
Pace Project No.: 92585315

Sample: MW-68 **Lab ID: 92585315003** Collected: 01/31/22 14:50 Received: 01/31/22 16:41 Matrix: Water

Parameters	Results	Units	Report Limit	MDL	DF	Prepared	Analyzed	CAS No.	Qual
VPH NC Water	Analytical Method: MADEP VPH Pace Analytical Services - Charlotte								
Total VPH (C5-C12)	ND	ug/L	50.0	50.0	1		02/03/22 18:55		N2
Aliphatic (C05-C08)	ND	ug/L	50.0	50.0	1		02/03/22 18:55		N2
Aliphatic(C09-C12) Adjusted	ND	ug/L	50.0	50.0	1		02/03/22 18:55		N2
Aromatic (C09-C10)	ND	ug/L	50.0	50.0	1		02/03/22 18:55		N2
Surrogates									
4-Bromofluorobenzene (FID) (S)	96	%	70-130		1		02/03/22 18:55	460-00-4	
4-Bromofluorobenzene (PID) (S)	93	%	70-130		1		02/03/22 18:55	460-00-4	
6010 MET ICP	Analytical Method: EPA 6010D Preparation Method: EPA 3010A Pace Analytical Services - Asheville								
Lead	ND	ug/L	5.0	4.5	1	02/01/22 12:04	02/02/22 12:42	7439-92-1	
6200B MSV	Analytical Method: SM 6200B Pace Analytical Services - Charlotte								
Benzene	ND	ug/L	0.50	0.34	1		02/01/22 19:00	71-43-2	
Bromobenzene	ND	ug/L	0.50	0.29	1		02/01/22 19:00	108-86-1	
Bromochloromethane	ND	ug/L	0.50	0.47	1		02/01/22 19:00	74-97-5	
Bromodichloromethane	ND	ug/L	0.50	0.31	1		02/01/22 19:00	75-27-4	
Bromoform	ND	ug/L	0.50	0.34	1		02/01/22 19:00	75-25-2	
Bromomethane	ND	ug/L	5.0	1.7	1		02/01/22 19:00	74-83-9	IH,L1
n-Butylbenzene	ND	ug/L	0.50	0.49	1		02/01/22 19:00	104-51-8	
sec-Butylbenzene	ND	ug/L	0.50	0.40	1		02/01/22 19:00	135-98-8	
tert-Butylbenzene	ND	ug/L	0.50	0.32	1		02/01/22 19:00	98-06-6	
Carbon tetrachloride	ND	ug/L	0.50	0.33	1		02/01/22 19:00	56-23-5	
Chlorobenzene	ND	ug/L	0.50	0.28	1		02/01/22 19:00	108-90-7	
Chloroethane	ND	ug/L	1.0	0.65	1		02/01/22 19:00	75-00-3	
Chloroform	ND	ug/L	0.50	0.35	1		02/01/22 19:00	67-66-3	
Chloromethane	ND	ug/L	1.0	0.54	1		02/01/22 19:00	74-87-3	
2-Chlorotoluene	ND	ug/L	0.50	0.32	1		02/01/22 19:00	95-49-8	
4-Chlorotoluene	ND	ug/L	0.50	0.32	1		02/01/22 19:00	106-43-4	
1,2-Dibromo-3-chloropropane	ND	ug/L	1.0	0.34	1		02/01/22 19:00	96-12-8	
Dibromochloromethane	ND	ug/L	0.50	0.36	1		02/01/22 19:00	124-48-1	
1,2-Dibromoethane (EDB)	ND	ug/L	0.50	0.27	1		02/01/22 19:00	106-93-4	
Dibromomethane	ND	ug/L	0.50	0.39	1		02/01/22 19:00	74-95-3	
1,2-Dichlorobenzene	ND	ug/L	0.50	0.34	1		02/01/22 19:00	95-50-1	
1,3-Dichlorobenzene	ND	ug/L	0.50	0.34	1		02/01/22 19:00	541-73-1	
1,4-Dichlorobenzene	ND	ug/L	0.50	0.33	1		02/01/22 19:00	106-46-7	
Dichlorodifluoromethane	ND	ug/L	0.50	0.35	1		02/01/22 19:00	75-71-8	
1,1-Dichloroethane	ND	ug/L	0.50	0.37	1		02/01/22 19:00	75-34-3	
1,2-Dichloroethane	ND	ug/L	0.50	0.32	1		02/01/22 19:00	107-06-2	
1,1-Dichloroethene	ND	ug/L	0.50	0.35	1		02/01/22 19:00	75-35-4	
cis-1,2-Dichloroethene	ND	ug/L	0.50	0.38	1		02/01/22 19:00	156-59-2	
trans-1,2-Dichloroethene	ND	ug/L	0.50	0.40	1		02/01/22 19:00	156-60-5	
1,2-Dichloropropane	ND	ug/L	0.50	0.36	1		02/01/22 19:00	78-87-5	
1,3-Dichloropropane	ND	ug/L	0.50	0.28	1		02/01/22 19:00	142-28-9	

REPORT OF LABORATORY ANALYSIS

This report shall not be reproduced, except in full,
without the written consent of Pace Analytical Services, LLC.

Pace Analytical Services, LLC
9800 Kincey Ave. Suite 100
Huntersville, NC 28078
(704)875-9092

ANALYTICAL RESULTS

Project: CPC Huntersville-60674226
Pace Project No.: 92585315

Sample: MW-68 **Lab ID: 92585315003** Collected: 01/31/22 14:50 Received: 01/31/22 16:41 Matrix: Water

Parameters	Results	Units	Report Limit	MDL	DF	Prepared	Analyzed	CAS No.	Qual
6200B MSV	Analytical Method: SM 6200B Pace Analytical Services - Charlotte								
2,2-Dichloropropane	ND	ug/L	0.50	0.39	1		02/01/22 19:00	594-20-7	
1,1-Dichloropropene	ND	ug/L	0.50	0.43	1		02/01/22 19:00	563-58-6	
cis-1,3-Dichloropropene	ND	ug/L	0.50	0.36	1		02/01/22 19:00	10061-01-5	
trans-1,3-Dichloropropene	ND	ug/L	0.50	0.36	1		02/01/22 19:00	10061-02-6	
Diisopropyl ether	ND	ug/L	0.50	0.31	1		02/01/22 19:00	108-20-3	
Ethylbenzene	ND	ug/L	0.50	0.30	1		02/01/22 19:00	100-41-4	
Hexachloro-1,3-butadiene	ND	ug/L	2.0	1.5	1		02/01/22 19:00	87-68-3	
Isopropylbenzene (Cumene)	ND	ug/L	0.50	0.33	1		02/01/22 19:00	98-82-8	
Methylene Chloride	ND	ug/L	2.0	2.0	1		02/01/22 19:00	75-09-2	
Methyl-tert-butyl ether	ND	ug/L	0.50	0.42	1		02/01/22 19:00	1634-04-4	
Naphthalene	ND	ug/L	2.0	0.64	1		02/01/22 19:00	91-20-3	
n-Propylbenzene	ND	ug/L	0.50	0.34	1		02/01/22 19:00	103-65-1	
Styrene	ND	ug/L	0.50	0.29	1		02/01/22 19:00	100-42-5	
1,1,1,2-Tetrachloroethane	ND	ug/L	0.50	0.31	1		02/01/22 19:00	630-20-6	
1,1,2,2-Tetrachloroethane	ND	ug/L	0.50	0.22	1		02/01/22 19:00	79-34-5	
Tetrachloroethene	ND	ug/L	0.50	0.29	1		02/01/22 19:00	127-18-4	
Toluene	ND	ug/L	0.50	0.48	1		02/01/22 19:00	108-88-3	
1,2,3-Trichlorobenzene	ND	ug/L	2.0	0.81	1		02/01/22 19:00	87-61-6	
1,2,4-Trichlorobenzene	ND	ug/L	2.0	0.64	1		02/01/22 19:00	120-82-1	
1,1,1-Trichloroethane	ND	ug/L	0.50	0.33	1		02/01/22 19:00	71-55-6	
1,1,2-Trichloroethane	ND	ug/L	0.50	0.32	1		02/01/22 19:00	79-00-5	
Trichloroethene	ND	ug/L	0.50	0.38	1		02/01/22 19:00	79-01-6	
Trichlorofluoromethane	ND	ug/L	1.0	0.30	1		02/01/22 19:00	75-69-4	
1,2,3-Trichloropropane	ND	ug/L	0.50	0.26	1		02/01/22 19:00	96-18-4	
1,2,4-Trimethylbenzene	ND	ug/L	0.50	0.50	1		02/01/22 19:00	95-63-6	
1,3,5-Trimethylbenzene	ND	ug/L	0.50	0.33	1		02/01/22 19:00	108-67-8	
Vinyl chloride	ND	ug/L	1.0	0.39	1		02/01/22 19:00	75-01-4	
m&p-Xylene	ND	ug/L	1.0	0.71	1		02/01/22 19:00	179601-23-1	
o-Xylene	ND	ug/L	0.50	0.34	1		02/01/22 19:00	95-47-6	
Surrogates									
1,2-Dichloroethane-d4 (S)	102	%	70-130		1		02/01/22 19:00	17060-07-0	
4-Bromofluorobenzene (S)	98	%	70-130		1		02/01/22 19:00	460-00-4	
Toluene-d8 (S)	98	%	70-130		1		02/01/22 19:00	2037-26-5	

REPORT OF LABORATORY ANALYSIS

This report shall not be reproduced, except in full,
without the written consent of Pace Analytical Services, LLC.

Pace Analytical Services, LLC
9800 Kincey Ave. Suite 100
Huntersville, NC 28078
(704)875-9092

ANALYTICAL RESULTS

Project: CPC Huntersville-60674226
Pace Project No.: 92585315

Sample: FB-2-0220131 **Lab ID: 92585315004** Collected: 01/31/22 09:00 Received: 01/31/22 16:41 Matrix: Water

Parameters	Results	Units	Report Limit	MDL	DF	Prepared	Analyzed	CAS No.	Qual
VPH NC Water	Analytical Method: MADEP VPH Pace Analytical Services - Charlotte								
Total VPH (C5-C12)	ND	ug/L	50.0	50.0	1		02/03/22 19:23		N2
Aliphatic (C05-C08)	ND	ug/L	50.0	50.0	1		02/03/22 19:23		N2
Aliphatic(C09-C12) Adjusted	ND	ug/L	50.0	50.0	1		02/03/22 19:23		N2
Aromatic (C09-C10)	ND	ug/L	50.0	50.0	1		02/03/22 19:23		N2
Surrogates									
4-Bromofluorobenzene (FID) (S)	97	%	70-130		1		02/03/22 19:23	460-00-4	
4-Bromofluorobenzene (PID) (S)	94	%	70-130		1		02/03/22 19:23	460-00-4	
6200B MSV	Analytical Method: SM 6200B Pace Analytical Services - Charlotte								
Benzene	ND	ug/L	0.50	0.34	1		02/01/22 13:18	71-43-2	
Bromobenzene	ND	ug/L	0.50	0.29	1		02/01/22 13:18	108-86-1	
Bromochloromethane	ND	ug/L	0.50	0.47	1		02/01/22 13:18	74-97-5	
Bromodichloromethane	ND	ug/L	0.50	0.31	1		02/01/22 13:18	75-27-4	
Bromoform	ND	ug/L	0.50	0.34	1		02/01/22 13:18	75-25-2	
Bromomethane	ND	ug/L	5.0	1.7	1		02/01/22 13:18	74-83-9	
n-Butylbenzene	ND	ug/L	0.50	0.49	1		02/01/22 13:18	104-51-8	
sec-Butylbenzene	ND	ug/L	0.50	0.40	1		02/01/22 13:18	135-98-8	
tert-Butylbenzene	ND	ug/L	0.50	0.32	1		02/01/22 13:18	98-06-6	
Carbon tetrachloride	ND	ug/L	0.50	0.33	1		02/01/22 13:18	56-23-5	
Chlorobenzene	ND	ug/L	0.50	0.28	1		02/01/22 13:18	108-90-7	
Chloroethane	ND	ug/L	1.0	0.65	1		02/01/22 13:18	75-00-3	
Chloroform	ND	ug/L	0.50	0.35	1		02/01/22 13:18	67-66-3	
Chloromethane	ND	ug/L	1.0	0.54	1		02/01/22 13:18	74-87-3	
2-Chlorotoluene	ND	ug/L	0.50	0.32	1		02/01/22 13:18	95-49-8	
4-Chlorotoluene	ND	ug/L	0.50	0.32	1		02/01/22 13:18	106-43-4	
1,2-Dibromo-3-chloropropane	ND	ug/L	1.0	0.34	1		02/01/22 13:18	96-12-8	
Dibromochloromethane	ND	ug/L	0.50	0.36	1		02/01/22 13:18	124-48-1	
1,2-Dibromoethane (EDB)	ND	ug/L	0.50	0.27	1		02/01/22 13:18	106-93-4	
Dibromomethane	ND	ug/L	0.50	0.39	1		02/01/22 13:18	74-95-3	
1,2-Dichlorobenzene	ND	ug/L	0.50	0.34	1		02/01/22 13:18	95-50-1	
1,3-Dichlorobenzene	ND	ug/L	0.50	0.34	1		02/01/22 13:18	541-73-1	
1,4-Dichlorobenzene	ND	ug/L	0.50	0.33	1		02/01/22 13:18	106-46-7	
Dichlorodifluoromethane	ND	ug/L	0.50	0.35	1		02/01/22 13:18	75-71-8	
1,1-Dichloroethane	ND	ug/L	0.50	0.37	1		02/01/22 13:18	75-34-3	
1,2-Dichloroethane	ND	ug/L	0.50	0.32	1		02/01/22 13:18	107-06-2	
1,1-Dichloroethene	ND	ug/L	0.50	0.35	1		02/01/22 13:18	75-35-4	
cis-1,2-Dichloroethene	ND	ug/L	0.50	0.38	1		02/01/22 13:18	156-59-2	
trans-1,2-Dichloroethene	ND	ug/L	0.50	0.40	1		02/01/22 13:18	156-60-5	
1,2-Dichloropropane	ND	ug/L	0.50	0.36	1		02/01/22 13:18	78-87-5	
1,3-Dichloropropane	ND	ug/L	0.50	0.28	1		02/01/22 13:18	142-28-9	
2,2-Dichloropropane	ND	ug/L	0.50	0.39	1		02/01/22 13:18	594-20-7	
1,1-Dichloropropene	ND	ug/L	0.50	0.43	1		02/01/22 13:18	563-58-6	
cis-1,3-Dichloropropene	ND	ug/L	0.50	0.36	1		02/01/22 13:18	10061-01-5	
trans-1,3-Dichloropropene	ND	ug/L	0.50	0.36	1		02/01/22 13:18	10061-02-6	

REPORT OF LABORATORY ANALYSIS

This report shall not be reproduced, except in full,
without the written consent of Pace Analytical Services, LLC.

Pace Analytical Services, LLC
9800 Kincey Ave. Suite 100
Huntersville, NC 28078
(704)875-9092

ANALYTICAL RESULTS

Project: CPC Huntersville-60674226
Pace Project No.: 92585315

Sample: FB-2-0220131 **Lab ID: 92585315004** Collected: 01/31/22 09:00 Received: 01/31/22 16:41 Matrix: Water

Parameters	Results	Units	Report Limit	MDL	DF	Prepared	Analyzed	CAS No.	Qual
6200B MSV	Analytical Method: SM 6200B Pace Analytical Services - Charlotte								
Diisopropyl ether	ND	ug/L	0.50	0.31	1		02/01/22 13:18	108-20-3	
Ethylbenzene	ND	ug/L	0.50	0.30	1		02/01/22 13:18	100-41-4	
Hexachloro-1,3-butadiene	ND	ug/L	2.0	1.5	1		02/01/22 13:18	87-68-3	
Isopropylbenzene (Cumene)	ND	ug/L	0.50	0.33	1		02/01/22 13:18	98-82-8	
Methylene Chloride	ND	ug/L	2.0	2.0	1		02/01/22 13:18	75-09-2	
Methyl-tert-butyl ether	ND	ug/L	0.50	0.42	1		02/01/22 13:18	1634-04-4	
Naphthalene	ND	ug/L	2.0	0.64	1		02/01/22 13:18	91-20-3	
n-Propylbenzene	ND	ug/L	0.50	0.34	1		02/01/22 13:18	103-65-1	
Styrene	ND	ug/L	0.50	0.29	1		02/01/22 13:18	100-42-5	
1,1,1,2-Tetrachloroethane	ND	ug/L	0.50	0.31	1		02/01/22 13:18	630-20-6	
1,1,2,2-Tetrachloroethane	ND	ug/L	0.50	0.22	1		02/01/22 13:18	79-34-5	
Tetrachloroethene	ND	ug/L	0.50	0.29	1		02/01/22 13:18	127-18-4	
Toluene	ND	ug/L	0.50	0.48	1		02/01/22 13:18	108-88-3	
1,2,3-Trichlorobenzene	ND	ug/L	2.0	0.81	1		02/01/22 13:18	87-61-6	
1,2,4-Trichlorobenzene	ND	ug/L	2.0	0.64	1		02/01/22 13:18	120-82-1	
1,1,1-Trichloroethane	ND	ug/L	0.50	0.33	1		02/01/22 13:18	71-55-6	
1,1,2-Trichloroethane	ND	ug/L	0.50	0.32	1		02/01/22 13:18	79-00-5	
Trichloroethene	ND	ug/L	0.50	0.38	1		02/01/22 13:18	79-01-6	
Trichlorofluoromethane	ND	ug/L	1.0	0.30	1		02/01/22 13:18	75-69-4	
1,2,3-Trichloropropane	ND	ug/L	0.50	0.26	1		02/01/22 13:18	96-18-4	
1,2,4-Trimethylbenzene	ND	ug/L	0.50	0.50	1		02/01/22 13:18	95-63-6	
1,3,5-Trimethylbenzene	ND	ug/L	0.50	0.33	1		02/01/22 13:18	108-67-8	
Vinyl chloride	ND	ug/L	1.0	0.39	1		02/01/22 13:18	75-01-4	
m&p-Xylene	ND	ug/L	1.0	0.71	1		02/01/22 13:18	179601-23-1	
o-Xylene	ND	ug/L	0.50	0.34	1		02/01/22 13:18	95-47-6	
Surrogates									
1,2-Dichloroethane-d4 (S)	102	%	70-130		1		02/01/22 13:18	17060-07-0	
4-Bromofluorobenzene (S)	100	%	70-130		1		02/01/22 13:18	460-00-4	
Toluene-d8 (S)	101	%	70-130		1		02/01/22 13:18	2037-26-5	

REPORT OF LABORATORY ANALYSIS

This report shall not be reproduced, except in full,
without the written consent of Pace Analytical Services, LLC.

Pace Analytical Services, LLC
9800 Kincey Ave. Suite 100
Huntersville, NC 28078
(704)875-9092

ANALYTICAL RESULTS

Project: CPC Huntersville-60674226
Pace Project No.: 92585315

Sample: MW-42 **Lab ID: 92585315005** Collected: 01/31/22 10:45 Received: 01/31/22 16:41 Matrix: Water

Parameters	Results	Units	Report Limit	MDL	DF	Prepared	Analyzed	CAS No.	Qual
VPH NC Water	Analytical Method: MADEP VPH Pace Analytical Services - Charlotte								
Total VPH (C5-C12)	ND	ug/L	50.0	50.0	1		02/03/22 19:52		N2
Aliphatic (C05-C08)	ND	ug/L	50.0	50.0	1		02/03/22 19:52		N2
Aliphatic(C09-C12) Adjusted	ND	ug/L	50.0	50.0	1		02/03/22 19:52		N2
Aromatic (C09-C10)	ND	ug/L	50.0	50.0	1		02/03/22 19:52		N2
Surrogates									
4-Bromofluorobenzene (FID) (S)	97	%	70-130		1		02/03/22 19:52	460-00-4	
6010 MET ICP	Analytical Method: EPA 6010D Preparation Method: EPA 3010A Pace Analytical Services - Asheville								
Lead	ND	ug/L	5.0	4.5	1	02/01/22 11:56	02/04/22 01:32	7439-92-1	
6200B MSV	Analytical Method: SM 6200B Pace Analytical Services - Charlotte								
Benzene	ND	ug/L	0.50	0.34	1		02/01/22 14:11	71-43-2	
Bromobenzene	ND	ug/L	0.50	0.29	1		02/01/22 14:11	108-86-1	
Bromochloromethane	ND	ug/L	0.50	0.47	1		02/01/22 14:11	74-97-5	
Bromodichloromethane	ND	ug/L	0.50	0.31	1		02/01/22 14:11	75-27-4	
Bromoform	ND	ug/L	0.50	0.34	1		02/01/22 14:11	75-25-2	
Bromomethane	ND	ug/L	5.0	1.7	1		02/01/22 14:11	74-83-9	
n-Butylbenzene	ND	ug/L	0.50	0.49	1		02/01/22 14:11	104-51-8	
sec-Butylbenzene	ND	ug/L	0.50	0.40	1		02/01/22 14:11	135-98-8	
tert-Butylbenzene	ND	ug/L	0.50	0.32	1		02/01/22 14:11	98-06-6	
Carbon tetrachloride	ND	ug/L	0.50	0.33	1		02/01/22 14:11	56-23-5	
Chlorobenzene	ND	ug/L	0.50	0.28	1		02/01/22 14:11	108-90-7	
Chloroethane	ND	ug/L	1.0	0.65	1		02/01/22 14:11	75-00-3	
Chloroform	ND	ug/L	0.50	0.35	1		02/01/22 14:11	67-66-3	
Chloromethane	ND	ug/L	1.0	0.54	1		02/01/22 14:11	74-87-3	
2-Chlorotoluene	ND	ug/L	0.50	0.32	1		02/01/22 14:11	95-49-8	
4-Chlorotoluene	ND	ug/L	0.50	0.32	1		02/01/22 14:11	106-43-4	
1,2-Dibromo-3-chloropropane	ND	ug/L	1.0	0.34	1		02/01/22 14:11	96-12-8	
Dibromochloromethane	ND	ug/L	0.50	0.36	1		02/01/22 14:11	124-48-1	
1,2-Dibromoethane (EDB)	ND	ug/L	0.50	0.27	1		02/01/22 14:11	106-93-4	
Dibromomethane	ND	ug/L	0.50	0.39	1		02/01/22 14:11	74-95-3	
1,2-Dichlorobenzene	ND	ug/L	0.50	0.34	1		02/01/22 14:11	95-50-1	
1,3-Dichlorobenzene	ND	ug/L	0.50	0.34	1		02/01/22 14:11	541-73-1	
1,4-Dichlorobenzene	ND	ug/L	0.50	0.33	1		02/01/22 14:11	106-46-7	
Dichlorodifluoromethane	ND	ug/L	0.50	0.35	1		02/01/22 14:11	75-71-8	
1,1-Dichloroethane	ND	ug/L	0.50	0.37	1		02/01/22 14:11	75-34-3	
1,2-Dichloroethane	ND	ug/L	0.50	0.32	1		02/01/22 14:11	107-06-2	
1,1-Dichloroethene	ND	ug/L	0.50	0.35	1		02/01/22 14:11	75-35-4	
cis-1,2-Dichloroethene	ND	ug/L	0.50	0.38	1		02/01/22 14:11	156-59-2	
trans-1,2-Dichloroethene	ND	ug/L	0.50	0.40	1		02/01/22 14:11	156-60-5	
1,2-Dichloropropane	ND	ug/L	0.50	0.36	1		02/01/22 14:11	78-87-5	
1,3-Dichloropropane	ND	ug/L	0.50	0.28	1		02/01/22 14:11	142-28-9	
2,2-Dichloropropane	ND	ug/L	0.50	0.39	1		02/01/22 14:11	594-20-7	

REPORT OF LABORATORY ANALYSIS

This report shall not be reproduced, except in full,
without the written consent of Pace Analytical Services, LLC.

Pace Analytical Services, LLC
9800 Kincey Ave. Suite 100
Huntersville, NC 28078
(704)875-9092

ANALYTICAL RESULTS

Project: CPC Huntersville-60674226
Pace Project No.: 92585315

Sample: MW-42 **Lab ID: 92585315005** Collected: 01/31/22 10:45 Received: 01/31/22 16:41 Matrix: Water

Parameters	Results	Units	Report Limit	MDL	DF	Prepared	Analyzed	CAS No.	Qual
6200B MSV	Analytical Method: SM 6200B Pace Analytical Services - Charlotte								
1,1-Dichloropropene	ND	ug/L	0.50	0.43	1		02/01/22 14:11	563-58-6	
cis-1,3-Dichloropropene	ND	ug/L	0.50	0.36	1		02/01/22 14:11	10061-01-5	
trans-1,3-Dichloropropene	ND	ug/L	0.50	0.36	1		02/01/22 14:11	10061-02-6	
Diisopropyl ether	ND	ug/L	0.50	0.31	1		02/01/22 14:11	108-20-3	
Ethylbenzene	ND	ug/L	0.50	0.30	1		02/01/22 14:11	100-41-4	
Hexachloro-1,3-butadiene	ND	ug/L	2.0	1.5	1		02/01/22 14:11	87-68-3	
Isopropylbenzene (Cumene)	ND	ug/L	0.50	0.33	1		02/01/22 14:11	98-82-8	
Methylene Chloride	ND	ug/L	2.0	2.0	1		02/01/22 14:11	75-09-2	
Methyl-tert-butyl ether	ND	ug/L	0.50	0.42	1		02/01/22 14:11	1634-04-4	
Naphthalene	ND	ug/L	2.0	0.64	1		02/01/22 14:11	91-20-3	
n-Propylbenzene	ND	ug/L	0.50	0.34	1		02/01/22 14:11	103-65-1	
Styrene	ND	ug/L	0.50	0.29	1		02/01/22 14:11	100-42-5	
1,1,1,2-Tetrachloroethane	ND	ug/L	0.50	0.31	1		02/01/22 14:11	630-20-6	
1,1,2,2-Tetrachloroethane	ND	ug/L	0.50	0.22	1		02/01/22 14:11	79-34-5	
Tetrachloroethene	ND	ug/L	0.50	0.29	1		02/01/22 14:11	127-18-4	
Toluene	ND	ug/L	0.50	0.48	1		02/01/22 14:11	108-88-3	
1,2,3-Trichlorobenzene	ND	ug/L	2.0	0.81	1		02/01/22 14:11	87-61-6	
1,2,4-Trichlorobenzene	ND	ug/L	2.0	0.64	1		02/01/22 14:11	120-82-1	
1,1,1-Trichloroethane	ND	ug/L	0.50	0.33	1		02/01/22 14:11	71-55-6	
1,1,2-Trichloroethane	ND	ug/L	0.50	0.32	1		02/01/22 14:11	79-00-5	
Trichloroethene	ND	ug/L	0.50	0.38	1		02/01/22 14:11	79-01-6	
Trichlorofluoromethane	ND	ug/L	1.0	0.30	1		02/01/22 14:11	75-69-4	
1,2,3-Trichloropropane	ND	ug/L	0.50	0.26	1		02/01/22 14:11	96-18-4	
1,2,4-Trimethylbenzene	ND	ug/L	0.50	0.50	1		02/01/22 14:11	95-63-6	
1,3,5-Trimethylbenzene	ND	ug/L	0.50	0.33	1		02/01/22 14:11	108-67-8	
Vinyl chloride	ND	ug/L	1.0	0.39	1		02/01/22 14:11	75-01-4	
m&p-Xylene	ND	ug/L	1.0	0.71	1		02/01/22 14:11	179601-23-1	
o-Xylene	ND	ug/L	0.50	0.34	1		02/01/22 14:11	95-47-6	
Surrogates									
1,2-Dichloroethane-d4 (S)	101	%	70-130		1		02/01/22 14:11	17060-07-0	
4-Bromofluorobenzene (S)	103	%	70-130		1		02/01/22 14:11	460-00-4	
Toluene-d8 (S)	103	%	70-130		1		02/01/22 14:11	2037-26-5	

REPORT OF LABORATORY ANALYSIS

This report shall not be reproduced, except in full,
without the written consent of Pace Analytical Services, LLC.

Pace Analytical Services, LLC
9800 Kincey Ave. Suite 100
Huntersville, NC 28078
(704)875-9092

ANALYTICAL RESULTS

Project: CPC Huntersville-60674226
Pace Project No.: 92585315

Sample: EB-2-20220131 **Lab ID: 92585315006** Collected: 01/31/22 15:30 Received: 01/31/22 16:41 Matrix: Water

Parameters	Results	Units	Report Limit	MDL	DF	Prepared	Analyzed	CAS No.	Qual
VPH NC Water	Analytical Method: MADEP VPH Pace Analytical Services - Charlotte								
Total VPH (C5-C12)	ND	ug/L	50.0	50.0	1		02/03/22 20:21		N2
Aliphatic (C05-C08)	ND	ug/L	50.0	50.0	1		02/03/22 20:21		N2
Aliphatic(C09-C12) Adjusted	ND	ug/L	50.0	50.0	1		02/03/22 20:21		N2
Aromatic (C09-C10)	ND	ug/L	50.0	50.0	1		02/03/22 20:21		N2
Surrogates									
4-Bromofluorobenzene (FID) (S)	103	%	70-130		1		02/03/22 20:21	460-00-4	
4-Bromofluorobenzene (PID) (S)	99	%	70-130		1		02/03/22 20:21	460-00-4	
6010 MET ICP	Analytical Method: EPA 6010D Preparation Method: EPA 3010A Pace Analytical Services - Asheville								
Lead	ND	ug/L	5.0	4.5	1	02/01/22 11:56	02/04/22 01:36	7439-92-1	
6200B MSV	Analytical Method: SM 6200B Pace Analytical Services - Charlotte								
Benzene	ND	ug/L	0.50	0.34	1		02/01/22 13:36	71-43-2	
Bromobenzene	ND	ug/L	0.50	0.29	1		02/01/22 13:36	108-86-1	
Bromochloromethane	ND	ug/L	0.50	0.47	1		02/01/22 13:36	74-97-5	
Bromodichloromethane	ND	ug/L	0.50	0.31	1		02/01/22 13:36	75-27-4	
Bromoform	ND	ug/L	0.50	0.34	1		02/01/22 13:36	75-25-2	
Bromomethane	ND	ug/L	5.0	1.7	1		02/01/22 13:36	74-83-9	
n-Butylbenzene	ND	ug/L	0.50	0.49	1		02/01/22 13:36	104-51-8	
sec-Butylbenzene	ND	ug/L	0.50	0.40	1		02/01/22 13:36	135-98-8	
tert-Butylbenzene	ND	ug/L	0.50	0.32	1		02/01/22 13:36	98-06-6	
Carbon tetrachloride	ND	ug/L	0.50	0.33	1		02/01/22 13:36	56-23-5	
Chlorobenzene	ND	ug/L	0.50	0.28	1		02/01/22 13:36	108-90-7	
Chloroethane	ND	ug/L	1.0	0.65	1		02/01/22 13:36	75-00-3	
Chloroform	ND	ug/L	0.50	0.35	1		02/01/22 13:36	67-66-3	
Chloromethane	ND	ug/L	1.0	0.54	1		02/01/22 13:36	74-87-3	
2-Chlorotoluene	ND	ug/L	0.50	0.32	1		02/01/22 13:36	95-49-8	
4-Chlorotoluene	ND	ug/L	0.50	0.32	1		02/01/22 13:36	106-43-4	
1,2-Dibromo-3-chloropropane	ND	ug/L	1.0	0.34	1		02/01/22 13:36	96-12-8	
Dibromochloromethane	ND	ug/L	0.50	0.36	1		02/01/22 13:36	124-48-1	
1,2-Dibromoethane (EDB)	ND	ug/L	0.50	0.27	1		02/01/22 13:36	106-93-4	
Dibromomethane	ND	ug/L	0.50	0.39	1		02/01/22 13:36	74-95-3	
1,2-Dichlorobenzene	ND	ug/L	0.50	0.34	1		02/01/22 13:36	95-50-1	
1,3-Dichlorobenzene	ND	ug/L	0.50	0.34	1		02/01/22 13:36	541-73-1	
1,4-Dichlorobenzene	ND	ug/L	0.50	0.33	1		02/01/22 13:36	106-46-7	
Dichlorodifluoromethane	ND	ug/L	0.50	0.35	1		02/01/22 13:36	75-71-8	
1,1-Dichloroethane	ND	ug/L	0.50	0.37	1		02/01/22 13:36	75-34-3	
1,2-Dichloroethane	ND	ug/L	0.50	0.32	1		02/01/22 13:36	107-06-2	
1,1-Dichloroethene	ND	ug/L	0.50	0.35	1		02/01/22 13:36	75-35-4	
cis-1,2-Dichloroethene	ND	ug/L	0.50	0.38	1		02/01/22 13:36	156-59-2	
trans-1,2-Dichloroethene	ND	ug/L	0.50	0.40	1		02/01/22 13:36	156-60-5	
1,2-Dichloropropane	ND	ug/L	0.50	0.36	1		02/01/22 13:36	78-87-5	
1,3-Dichloropropane	ND	ug/L	0.50	0.28	1		02/01/22 13:36	142-28-9	

REPORT OF LABORATORY ANALYSIS

This report shall not be reproduced, except in full,
without the written consent of Pace Analytical Services, LLC.

Pace Analytical Services, LLC
9800 Kincey Ave. Suite 100
Huntersville, NC 28078
(704)875-9092

ANALYTICAL RESULTS

Project: CPC Huntersville-60674226
Pace Project No.: 92585315

Sample: EB-2-20220131 **Lab ID: 92585315006** Collected: 01/31/22 15:30 Received: 01/31/22 16:41 Matrix: Water

Parameters	Results	Units	Report Limit	MDL	DF	Prepared	Analyzed	CAS No.	Qual
6200B MSV	Analytical Method: SM 6200B Pace Analytical Services - Charlotte								
2,2-Dichloropropane	ND	ug/L	0.50	0.39	1		02/01/22 13:36	594-20-7	
1,1-Dichloropropene	ND	ug/L	0.50	0.43	1		02/01/22 13:36	563-58-6	
cis-1,3-Dichloropropene	ND	ug/L	0.50	0.36	1		02/01/22 13:36	10061-01-5	
trans-1,3-Dichloropropene	ND	ug/L	0.50	0.36	1		02/01/22 13:36	10061-02-6	
Diisopropyl ether	ND	ug/L	0.50	0.31	1		02/01/22 13:36	108-20-3	
Ethylbenzene	ND	ug/L	0.50	0.30	1		02/01/22 13:36	100-41-4	
Hexachloro-1,3-butadiene	ND	ug/L	2.0	1.5	1		02/01/22 13:36	87-68-3	
Isopropylbenzene (Cumene)	ND	ug/L	0.50	0.33	1		02/01/22 13:36	98-82-8	
Methylene Chloride	ND	ug/L	2.0	2.0	1		02/01/22 13:36	75-09-2	
Methyl-tert-butyl ether	ND	ug/L	0.50	0.42	1		02/01/22 13:36	1634-04-4	
Naphthalene	ND	ug/L	2.0	0.64	1		02/01/22 13:36	91-20-3	
n-Propylbenzene	ND	ug/L	0.50	0.34	1		02/01/22 13:36	103-65-1	
Styrene	ND	ug/L	0.50	0.29	1		02/01/22 13:36	100-42-5	
1,1,1,2-Tetrachloroethane	ND	ug/L	0.50	0.31	1		02/01/22 13:36	630-20-6	
1,1,2,2-Tetrachloroethane	ND	ug/L	0.50	0.22	1		02/01/22 13:36	79-34-5	
Tetrachloroethene	ND	ug/L	0.50	0.29	1		02/01/22 13:36	127-18-4	
Toluene	ND	ug/L	0.50	0.48	1		02/01/22 13:36	108-88-3	
1,2,3-Trichlorobenzene	ND	ug/L	2.0	0.81	1		02/01/22 13:36	87-61-6	
1,2,4-Trichlorobenzene	ND	ug/L	2.0	0.64	1		02/01/22 13:36	120-82-1	
1,1,1-Trichloroethane	ND	ug/L	0.50	0.33	1		02/01/22 13:36	71-55-6	
1,1,2-Trichloroethane	ND	ug/L	0.50	0.32	1		02/01/22 13:36	79-00-5	
Trichloroethene	ND	ug/L	0.50	0.38	1		02/01/22 13:36	79-01-6	
Trichlorofluoromethane	ND	ug/L	1.0	0.30	1		02/01/22 13:36	75-69-4	
1,2,3-Trichloropropane	ND	ug/L	0.50	0.26	1		02/01/22 13:36	96-18-4	
1,2,4-Trimethylbenzene	ND	ug/L	0.50	0.50	1		02/01/22 13:36	95-63-6	
1,3,5-Trimethylbenzene	ND	ug/L	0.50	0.33	1		02/01/22 13:36	108-67-8	
Vinyl chloride	ND	ug/L	1.0	0.39	1		02/01/22 13:36	75-01-4	
m&p-Xylene	ND	ug/L	1.0	0.71	1		02/01/22 13:36	179601-23-1	
o-Xylene	ND	ug/L	0.50	0.34	1		02/01/22 13:36	95-47-6	
Surrogates									
1,2-Dichloroethane-d4 (S)	102	%	70-130		1		02/01/22 13:36	17060-07-0	
4-Bromofluorobenzene (S)	101	%	70-130		1		02/01/22 13:36	460-00-4	
Toluene-d8 (S)	101	%	70-130		1		02/01/22 13:36	2037-26-5	

REPORT OF LABORATORY ANALYSIS

This report shall not be reproduced, except in full,
without the written consent of Pace Analytical Services, LLC.

Pace Analytical Services, LLC
9800 Kincey Ave. Suite 100
Huntersville, NC 28078
(704)875-9092

ANALYTICAL RESULTS

Project: CPC Huntersville-60674226
Pace Project No.: 92585315

Sample: TRIP BLANK **Lab ID: 92585315007** Collected: 01/31/22 00:00 Received: 01/31/22 16:41 Matrix: Water

Parameters	Results	Units	Report Limit	MDL	DF	Prepared	Analyzed	CAS No.	Qual
6200B MSV	Analytical Method: SM 6200B Pace Analytical Services - Charlotte								
Benzene	ND	ug/L	0.50	0.34	1		02/01/22 13:54	71-43-2	
Bromobenzene	ND	ug/L	0.50	0.29	1		02/01/22 13:54	108-86-1	
Bromochloromethane	ND	ug/L	0.50	0.47	1		02/01/22 13:54	74-97-5	
Bromodichloromethane	ND	ug/L	0.50	0.31	1		02/01/22 13:54	75-27-4	
Bromoform	ND	ug/L	0.50	0.34	1		02/01/22 13:54	75-25-2	
Bromomethane	ND	ug/L	5.0	1.7	1		02/01/22 13:54	74-83-9	
n-Butylbenzene	ND	ug/L	0.50	0.49	1		02/01/22 13:54	104-51-8	
sec-Butylbenzene	ND	ug/L	0.50	0.40	1		02/01/22 13:54	135-98-8	
tert-Butylbenzene	ND	ug/L	0.50	0.32	1		02/01/22 13:54	98-06-6	
Carbon tetrachloride	ND	ug/L	0.50	0.33	1		02/01/22 13:54	56-23-5	
Chlorobenzene	ND	ug/L	0.50	0.28	1		02/01/22 13:54	108-90-7	
Chloroethane	ND	ug/L	1.0	0.65	1		02/01/22 13:54	75-00-3	
Chloroform	ND	ug/L	0.50	0.35	1		02/01/22 13:54	67-66-3	
Chloromethane	ND	ug/L	1.0	0.54	1		02/01/22 13:54	74-87-3	
2-Chlorotoluene	ND	ug/L	0.50	0.32	1		02/01/22 13:54	95-49-8	
4-Chlorotoluene	ND	ug/L	0.50	0.32	1		02/01/22 13:54	106-43-4	
1,2-Dibromo-3-chloropropane	ND	ug/L	1.0	0.34	1		02/01/22 13:54	96-12-8	
Dibromochloromethane	ND	ug/L	0.50	0.36	1		02/01/22 13:54	124-48-1	
1,2-Dibromoethane (EDB)	ND	ug/L	0.50	0.27	1		02/01/22 13:54	106-93-4	
Dibromomethane	ND	ug/L	0.50	0.39	1		02/01/22 13:54	74-95-3	
1,2-Dichlorobenzene	ND	ug/L	0.50	0.34	1		02/01/22 13:54	95-50-1	
1,3-Dichlorobenzene	ND	ug/L	0.50	0.34	1		02/01/22 13:54	541-73-1	
1,4-Dichlorobenzene	ND	ug/L	0.50	0.33	1		02/01/22 13:54	106-46-7	
Dichlorodifluoromethane	ND	ug/L	0.50	0.35	1		02/01/22 13:54	75-71-8	
1,1-Dichloroethane	ND	ug/L	0.50	0.37	1		02/01/22 13:54	75-34-3	
1,2-Dichloroethane	ND	ug/L	0.50	0.32	1		02/01/22 13:54	107-06-2	
1,1-Dichloroethene	ND	ug/L	0.50	0.35	1		02/01/22 13:54	75-35-4	
cis-1,2-Dichloroethene	ND	ug/L	0.50	0.38	1		02/01/22 13:54	156-59-2	
trans-1,2-Dichloroethene	ND	ug/L	0.50	0.40	1		02/01/22 13:54	156-60-5	
1,2-Dichloropropane	ND	ug/L	0.50	0.36	1		02/01/22 13:54	78-87-5	
1,3-Dichloropropane	ND	ug/L	0.50	0.28	1		02/01/22 13:54	142-28-9	
2,2-Dichloropropane	ND	ug/L	0.50	0.39	1		02/01/22 13:54	594-20-7	
1,1-Dichloropropene	ND	ug/L	0.50	0.43	1		02/01/22 13:54	563-58-6	
cis-1,3-Dichloropropene	ND	ug/L	0.50	0.36	1		02/01/22 13:54	10061-01-5	
trans-1,3-Dichloropropene	ND	ug/L	0.50	0.36	1		02/01/22 13:54	10061-02-6	
Diisopropyl ether	ND	ug/L	0.50	0.31	1		02/01/22 13:54	108-20-3	
Ethylbenzene	ND	ug/L	0.50	0.30	1		02/01/22 13:54	100-41-4	
Hexachloro-1,3-butadiene	ND	ug/L	2.0	1.5	1		02/01/22 13:54	87-68-3	
Isopropylbenzene (Cumene)	ND	ug/L	0.50	0.33	1		02/01/22 13:54	98-82-8	
Methylene Chloride	ND	ug/L	2.0	2.0	1		02/01/22 13:54	75-09-2	
Methyl-tert-butyl ether	ND	ug/L	0.50	0.42	1		02/01/22 13:54	1634-04-4	
Naphthalene	ND	ug/L	2.0	0.64	1		02/01/22 13:54	91-20-3	
n-Propylbenzene	ND	ug/L	0.50	0.34	1		02/01/22 13:54	103-65-1	
Styrene	ND	ug/L	0.50	0.29	1		02/01/22 13:54	100-42-5	
1,1,1,2-Tetrachloroethane	ND	ug/L	0.50	0.31	1		02/01/22 13:54	630-20-6	

REPORT OF LABORATORY ANALYSIS

This report shall not be reproduced, except in full,
without the written consent of Pace Analytical Services, LLC.

Pace Analytical Services, LLC
9800 Kincey Ave. Suite 100
Huntersville, NC 28078
(704)875-9092

ANALYTICAL RESULTS

Project: CPC Huntersville-60674226
Pace Project No.: 92585315

Sample: TRIP BLANK **Lab ID: 92585315007** Collected: 01/31/22 00:00 Received: 01/31/22 16:41 Matrix: Water

Parameters	Results	Units	Report Limit	MDL	DF	Prepared	Analyzed	CAS No.	Qual
6200B MSV	Analytical Method: SM 6200B Pace Analytical Services - Charlotte								
1,1,2,2-Tetrachloroethane	ND	ug/L	0.50	0.22	1		02/01/22 13:54	79-34-5	
Tetrachloroethene	ND	ug/L	0.50	0.29	1		02/01/22 13:54	127-18-4	
Toluene	ND	ug/L	0.50	0.48	1		02/01/22 13:54	108-88-3	
1,2,3-Trichlorobenzene	ND	ug/L	2.0	0.81	1		02/01/22 13:54	87-61-6	
1,2,4-Trichlorobenzene	ND	ug/L	2.0	0.64	1		02/01/22 13:54	120-82-1	
1,1,1-Trichloroethane	ND	ug/L	0.50	0.33	1		02/01/22 13:54	71-55-6	
1,1,2-Trichloroethane	ND	ug/L	0.50	0.32	1		02/01/22 13:54	79-00-5	
Trichloroethene	ND	ug/L	0.50	0.38	1		02/01/22 13:54	79-01-6	
Trichlorofluoromethane	ND	ug/L	1.0	0.30	1		02/01/22 13:54	75-69-4	
1,2,3-Trichloropropane	ND	ug/L	0.50	0.26	1		02/01/22 13:54	96-18-4	
1,2,4-Trimethylbenzene	ND	ug/L	0.50	0.50	1		02/01/22 13:54	95-63-6	
1,3,5-Trimethylbenzene	ND	ug/L	0.50	0.33	1		02/01/22 13:54	108-67-8	
Vinyl chloride	ND	ug/L	1.0	0.39	1		02/01/22 13:54	75-01-4	
m&p-Xylene	ND	ug/L	1.0	0.71	1		02/01/22 13:54	179601-23-1	
o-Xylene	ND	ug/L	0.50	0.34	1		02/01/22 13:54	95-47-6	
Surrogates									
1,2-Dichloroethane-d4 (S)	101	%	70-130		1		02/01/22 13:54	17060-07-0	
4-Bromofluorobenzene (S)	101	%	70-130		1		02/01/22 13:54	460-00-4	
Toluene-d8 (S)	101	%	70-130		1		02/01/22 13:54	2037-26-5	

REPORT OF LABORATORY ANALYSIS

This report shall not be reproduced, except in full,
without the written consent of Pace Analytical Services, LLC.

Pace Analytical Services, LLC
9800 Kincey Ave. Suite 100
Huntersville, NC 28078
(704)875-9092

QUALITY CONTROL DATA

Project: CPC Huntersville-60674226
Pace Project No.: 92585315

QC Batch: 675937 | Analysis Method: MADEP VPH
QC Batch Method: MADEP VPH | Analysis Description: VPH NC Water
Laboratory: Pace Analytical Services - Charlotte
Associated Lab Samples: 92585315001, 92585315002, 92585315003, 92585315004, 92585315005, 92585315006

METHOD BLANK: 3538019 Matrix: Water
Associated Lab Samples: 92585315001, 92585315002, 92585315003, 92585315004, 92585315005, 92585315006

Parameter	Units	Blank Result	Reporting Limit	MDL	Analyzed	Qualifiers
Aliphatic (C05-C08)	ug/L	ND	50.0	50.0	02/03/22 16:57	N2
Aromatic (C09-C10)	ug/L	ND	50.0	50.0	02/03/22 16:57	N2
4-Bromofluorobenzene (FID) (S)	%	96	70-130		02/03/22 16:57	
4-Bromofluorobenzene (PID) (S)	%	94	70-130		02/03/22 16:57	

LABORATORY CONTROL SAMPLE & LCSD: 3538020 3538021

Parameter	Units	Spike Conc.	LCS Result	LCSD Result	LCS % Rec	LCSD % Rec	% Rec Limits	RPD	Max RPD	Qualifiers
Aliphatic (C05-C08)	ug/L	300	359	357	120	119	70-130	0	25	N2
Aromatic (C09-C10)	ug/L	100	95.1	95.1	95	95	70-130	0	25	N2
4-Bromofluorobenzene (FID) (S)	%				101	102	70-130			
4-Bromofluorobenzene (PID) (S)	%				96	97	70-130			

Results presented on this page are in the units indicated by the "Units" column except where an alternate unit is presented to the right of the result.

REPORT OF LABORATORY ANALYSIS

This report shall not be reproduced, except in full,
without the written consent of Pace Analytical Services, LLC.

Pace Analytical Services, LLC
9800 Kincey Ave. Suite 100
Huntersville, NC 28078
(704)875-9092

QUALITY CONTROL DATA

Project: CPC Huntersville-60674226
Pace Project No.: 92585315

QC Batch: 675138
QC Batch Method: EPA 3010A
Analysis Method: EPA 6010D
Analysis Description: 6010 MET
Laboratory: Pace Analytical Services - Asheville
Associated Lab Samples: 92585315002, 92585315003

METHOD BLANK: 3533696 Matrix: Water
Associated Lab Samples: 92585315002, 92585315003

Parameter	Units	Blank Result	Reporting Limit	MDL	Analyzed	Qualifiers
Lead	ug/L	ND	5.0	4.5	02/02/22 11:18	

LABORATORY CONTROL SAMPLE: 3533697

Parameter	Units	Spike Conc.	LCS Result	LCS % Rec	% Rec Limits	Qualifiers
Lead	ug/L	500	489	98	80-120	

MATRIX SPIKE & MATRIX SPIKE DUPLICATE: 3533698 3533699

Parameter	Units	92585314001 Result	MS Spike Conc.	MSD Spike Conc.	MS Result	MSD Result	MS % Rec	MSD % Rec	% Rec Limits	RPD	Max RPD	Qual
Lead	ug/L	ND	500	500	513	463	103	93	75-125	10	20	

Results presented on this page are in the units indicated by the "Units" column except where an alternate unit is presented to the right of the result.

REPORT OF LABORATORY ANALYSIS

This report shall not be reproduced, except in full,
without the written consent of Pace Analytical Services, LLC.

Pace Analytical Services, LLC
9800 Kincey Ave. Suite 100
Huntersville, NC 28078
(704)875-9092

QUALITY CONTROL DATA

Project: CPC Huntersville-60674226
Pace Project No.: 92585315

QC Batch: 675153 — Analysis Method: EPA 6010D
QC Batch Method: EPA 3010A — Analysis Description: 6010 MET
Laboratory: Pace Analytical Services - Asheville
Associated Lab Samples: 92585315001, 92585315005, 92585315006

METHOD BLANK: 3533726 — Matrix: Water
Associated Lab Samples: 92585315001, 92585315005, 92585315006

Parameter	Units	Blank Result	Reporting Limit	MDL	Analyzed	Qualifiers
Lead	ug/L	ND	5.0	4.5	02/04/22 00:01	

LABORATORY CONTROL SAMPLE: 3533727

Parameter	Units	Spike Conc.	LCS Result	LCS % Rec	% Rec Limits	Qualifiers
Lead	ug/L	500	456	91	80-120	

MATRIX SPIKE & MATRIX SPIKE DUPLICATE: 3533728 — 3533729

Parameter	Units	92585054001 Result	MS Spike Conc.	MSD Spike Conc.	MS Result	MSD Result	MS % Rec	MSD % Rec	% Rec Limits	RPD	Max RPD	Qual
Lead	ug/L		500	500	457	517	87	99	75-125	12	20	

Results presented on this page are in the units indicated by the "Units" column except where an alternate unit is presented to the right of the result.

REPORT OF LABORATORY ANALYSIS

This report shall not be reproduced, except in full,
without the written consent of Pace Analytical Services, LLC.

Pace Analytical Services, LLC
9800 Kincey Ave. Suite 100
Huntersville, NC 28078
(704)875-9092

QUALITY CONTROL DATA

Project: CPC Huntersville-60674226
Pace Project No.: 92585315

QC Batch: 675139
QC Batch Method: SM 6200B
Analysis Method: SM 6200B
Analysis Description: 6200B MSV
Laboratory: Pace Analytical Services - Charlotte
Associated Lab Samples: 92585315002, 92585315003

METHOD BLANK: 3533700 Matrix: Water
Associated Lab Samples: 92585315002, 92585315003

Parameter	Units	Blank Result	Reporting Limit	MDL	Analyzed	Qualifiers
1,1,1,2-Tetrachloroethane	ug/L	ND	0.50	0.31	02/01/22 13:54	
1,1,1-Trichloroethane	ug/L	ND	0.50	0.33	02/01/22 13:54	
1,1,2,2-Tetrachloroethane	ug/L	ND	0.50	0.22	02/01/22 13:54	
1,1,2-Trichloroethane	ug/L	ND	0.50	0.32	02/01/22 13:54	
1,1-Dichloroethane	ug/L	ND	0.50	0.37	02/01/22 13:54	
1,1-Dichloroethene	ug/L	ND	0.50	0.35	02/01/22 13:54	
1,1-Dichloropropene	ug/L	ND	0.50	0.43	02/01/22 13:54	
1,2,3-Trichlorobenzene	ug/L	ND	2.0	0.81	02/01/22 13:54	
1,2,3-Trichloropropane	ug/L	ND	0.50	0.26	02/01/22 13:54	
1,2,4-Trichlorobenzene	ug/L	ND	2.0	0.64	02/01/22 13:54	
1,2,4-Trimethylbenzene	ug/L	ND	0.50	0.50	02/01/22 13:54	
1,2-Dibromo-3-chloropropane	ug/L	ND	1.0	0.34	02/01/22 13:54	
1,2-Dibromoethane (EDB)	ug/L	ND	0.50	0.27	02/01/22 13:54	
1,2-Dichlorobenzene	ug/L	ND	0.50	0.34	02/01/22 13:54	
1,2-Dichloroethane	ug/L	ND	0.50	0.32	02/01/22 13:54	
1,2-Dichloropropane	ug/L	ND	0.50	0.36	02/01/22 13:54	
1,3,5-Trimethylbenzene	ug/L	ND	0.50	0.33	02/01/22 13:54	
1,3-Dichlorobenzene	ug/L	ND	0.50	0.34	02/01/22 13:54	
1,3-Dichloropropane	ug/L	ND	0.50	0.28	02/01/22 13:54	
1,4-Dichlorobenzene	ug/L	ND	0.50	0.33	02/01/22 13:54	
2,2-Dichloropropane	ug/L	ND	0.50	0.39	02/01/22 13:54	
2-Chlorotoluene	ug/L	ND	0.50	0.32	02/01/22 13:54	
4-Chlorotoluene	ug/L	ND	0.50	0.32	02/01/22 13:54	
Benzene	ug/L	ND	0.50	0.34	02/01/22 13:54	
Bromobenzene	ug/L	ND	0.50	0.29	02/01/22 13:54	
Bromochloromethane	ug/L	ND	0.50	0.47	02/01/22 13:54	
Bromodichloromethane	ug/L	ND	0.50	0.31	02/01/22 13:54	
Bromoform	ug/L	ND	0.50	0.34	02/01/22 13:54	
Bromomethane	ug/L	ND	5.0	1.7	02/01/22 13:54	IH
Carbon tetrachloride	ug/L	ND	0.50	0.33	02/01/22 13:54	
Chlorobenzene	ug/L	ND	0.50	0.28	02/01/22 13:54	
Chloroethane	ug/L	ND	1.0	0.65	02/01/22 13:54	
Chloroform	ug/L	ND	0.50	0.35	02/01/22 13:54	
Chloromethane	ug/L	ND	1.0	0.54	02/01/22 13:54	
cis-1,2-Dichloroethene	ug/L	ND	0.50	0.38	02/01/22 13:54	
cis-1,3-Dichloropropene	ug/L	ND	0.50	0.36	02/01/22 13:54	
Dibromochloromethane	ug/L	ND	0.50	0.36	02/01/22 13:54	
Dibromomethane	ug/L	ND	0.50	0.39	02/01/22 13:54	
Dichlorodifluoromethane	ug/L	ND	0.50	0.35	02/01/22 13:54	
Diisopropyl ether	ug/L	ND	0.50	0.31	02/01/22 13:54	

Results presented on this page are in the units indicated by the "Units" column except where an alternate unit is presented to the right of the result.

REPORT OF LABORATORY ANALYSIS

This report shall not be reproduced, except in full,
without the written consent of Pace Analytical Services, LLC.

Pace Analytical Services, LLC
9800 Kincey Ave. Suite 100
Huntersville, NC 28078
(704)875-9092

QUALITY CONTROL DATA

Project: CPC Huntersville-60674226
Pace Project No.: 92585315

METHOD BLANK: 3533700 Matrix: Water
Associated Lab Samples: 92585315002, 92585315003

Parameter	Units	Blank Result	Reporting Limit	MDL	Analyzed	Qualifiers
Ethylbenzene	ug/L	ND	0.50	0.30	02/01/22 13:54	
Hexachloro-1,3-butadiene	ug/L	ND	2.0	1.5	02/01/22 13:54	
Isopropylbenzene (Cumene)	ug/L	ND	0.50	0.33	02/01/22 13:54	
m&p-Xylene	ug/L	ND	1.0	0.71	02/01/22 13:54	
Methyl-tert-butyl ether	ug/L	ND	0.50	0.42	02/01/22 13:54	
Methylene Chloride	ug/L	ND	2.0	2.0	02/01/22 13:54	
n-Butylbenzene	ug/L	ND	0.50	0.49	02/01/22 13:54	
n-Propylbenzene	ug/L	ND	0.50	0.34	02/01/22 13:54	
Naphthalene	ug/L	ND	2.0	0.64	02/01/22 13:54	
o-Xylene	ug/L	ND	0.50	0.34	02/01/22 13:54	
sec-Butylbenzene	ug/L	ND	0.50	0.40	02/01/22 13:54	
Styrene	ug/L	ND	0.50	0.29	02/01/22 13:54	
tert-Butylbenzene	ug/L	ND	0.50	0.32	02/01/22 13:54	
Tetrachloroethene	ug/L	ND	0.50	0.29	02/01/22 13:54	
Toluene	ug/L	ND	0.50	0.48	02/01/22 13:54	
trans-1,2-Dichloroethene	ug/L	ND	0.50	0.40	02/01/22 13:54	
trans-1,3-Dichloropropene	ug/L	ND	0.50	0.36	02/01/22 13:54	
Trichloroethene	ug/L	ND	0.50	0.38	02/01/22 13:54	
Trichlorofluoromethane	ug/L	ND	1.0	0.30	02/01/22 13:54	
Vinyl chloride	ug/L	ND	1.0	0.39	02/01/22 13:54	
1,2-Dichloroethane-d4 (S)	%	101	70-130		02/01/22 13:54	
4-Bromofluorobenzene (S)	%	98	70-130		02/01/22 13:54	
Toluene-d8 (S)	%	100	70-130		02/01/22 13:54	

LABORATORY CONTROL SAMPLE: 3533701

Parameter	Units	Spike Conc.	LCS Result	LCS % Rec	% Rec Limits	Qualifiers
1,1,1,2-Tetrachloroethane	ug/L	50	53.3	107	60-140	
1,1,1-Trichloroethane	ug/L	50	52.4	105	60-140	
1,1,2,2-Tetrachloroethane	ug/L	50	53.0	106	60-140	
1,1,2-Trichloroethane	ug/L	50	50.8	102	60-140	
1,1-Dichloroethane	ug/L	50	51.8	104	60-140	
1,1-Dichloroethene	ug/L	50	49.0	98	60-140	
1,1-Dichloropropene	ug/L	50	51.1	102	60-140	
1,2,3-Trichlorobenzene	ug/L	50	48.7	97	60-140	
1,2,3-Trichloropropane	ug/L	50	50.4	101	60-140	
1,2,4-Trichlorobenzene	ug/L	50	49.9	100	60-140	
1,2,4-Trimethylbenzene	ug/L	50	48.9	98	60-140	
1,2-Dibromo-3-chloropropane	ug/L	50	58.5	117	60-140	
1,2-Dibromoethane (EDB)	ug/L	50	53.6	107	60-140	
1,2-Dichlorobenzene	ug/L	50	47.9	96	60-140	
1,2-Dichloroethane	ug/L	50	51.2	102	60-140	
1,2-Dichloropropane	ug/L	50	52.3	105	60-140	
1,3,5-Trimethylbenzene	ug/L	50	49.1	98	60-140	

Results presented on this page are in the units indicated by the "Units" column except where an alternate unit is presented to the right of the result.

REPORT OF LABORATORY ANALYSIS

This report shall not be reproduced, except in full,
without the written consent of Pace Analytical Services, LLC.

Pace Analytical Services, LLC
9800 Kincey Ave. Suite 100
Huntersville, NC 28078
(704)875-9092

QUALITY CONTROL DATA

Project: CPC Huntersville-60674226
Pace Project No.: 92585315

LABORATORY CONTROL SAMPLE: 3533701

Parameter	Units	Spike Conc.	LCS Result	LCS % Rec	% Rec Limits	Qualifiers
1,3-Dichlorobenzene	ug/L	50	50.7	101	60-140	
1,3-Dichloropropane	ug/L	50	51.2	102	60-140	
1,4-Dichlorobenzene	ug/L	50	49.1	98	60-140	
2,2-Dichloropropane	ug/L	50	52.2	104	60-140	
2-Chlorotoluene	ug/L	50	49.5	99	60-140	
4-Chlorotoluene	ug/L	50	47.0	94	60-140	
Benzene	ug/L	50	49.3	99	60-140	
Bromobenzene	ug/L	50	50.6	101	60-140	
Bromochloromethane	ug/L	50	51.6	103	60-140	
Bromodichloromethane	ug/L	50	54.5	109	60-140	
Bromoform	ug/L	50	59.1	118	60-140	
Bromomethane	ug/L	50	75.1	150	60-140	IH,L1
Carbon tetrachloride	ug/L	50	52.6	105	60-140	
Chlorobenzene	ug/L	50	50.2	100	60-140	
Chloroethane	ug/L	50	47.1	94	60-140	
Chloroform	ug/L	50	48.7	97	60-140	
Chloromethane	ug/L	50	59.7	119	60-140	
cis-1,2-Dichloroethene	ug/L	50	51.6	103	60-140	
cis-1,3-Dichloropropene	ug/L	50	54.1	108	60-140	
Dibromochloromethane	ug/L	50	54.2	108	60-140	
Dibromomethane	ug/L	50	52.2	104	60-140	
Dichlorodifluoromethane	ug/L	50	68.5	137	60-140	
Diisopropyl ether	ug/L	50	49.5	99	60-140	
Ethylbenzene	ug/L	50	49.6	99	60-140	
Hexachloro-1,3-butadiene	ug/L	50	53.6	107	60-140	
Isopropylbenzene (Cumene)	ug/L	50	50.7	101	60-140	
m&p-Xylene	ug/L	100	100	100	60-140	
Methyl-tert-butyl ether	ug/L	50	49.8	100	60-140	
Methylene Chloride	ug/L	50	55.6	111	60-140	
n-Butylbenzene	ug/L	50	49.4	99	60-140	
n-Propylbenzene	ug/L	50	49.3	99	60-140	
Naphthalene	ug/L	50	49.4	99	60-140	
o-Xylene	ug/L	50	52.3	105	60-140	
sec-Butylbenzene	ug/L	50	48.6	97	60-140	
Styrene	ug/L	50	53.5	107	60-140	
tert-Butylbenzene	ug/L	50	42.1	84	60-140	
Tetrachloroethene	ug/L	50	48.9	98	60-140	
Toluene	ug/L	50	49.3	99	60-140	
trans-1,2-Dichloroethene	ug/L	50	51.9	104	60-140	
trans-1,3-Dichloropropene	ug/L	50	54.5	109	60-140	
Trichloroethene	ug/L	50	50.5	101	60-140	
Trichlorofluoromethane	ug/L	50	46.7	93	60-140	
Vinyl chloride	ug/L	50	59.0	118	60-140	
1,2-Dichloroethane-d4 (S)	%			100	70-130	
4-Bromofluorobenzene (S)	%			103	70-130	
Toluene-d8 (S)	%			100	70-130	

Results presented on this page are in the units indicated by the "Units" column except where an alternate unit is presented to the right of the result.

REPORT OF LABORATORY ANALYSIS

This report shall not be reproduced, except in full,
without the written consent of Pace Analytical Services, LLC.

Pace Analytical Services, LLC
9800 Kincey Ave. Suite 100
Huntersville, NC 28078
(704)875-9092

QUALITY CONTROL DATA

Project: CPC Huntersville-60674226
Pace Project No.: 92585315

MATRIX SPIKE & MATRIX SPIKE DUPLICATE: 3533702 3533703

Parameter	Units	92585316005 Result	MS Spike Conc.	MSD Spike Conc.	MS Result	MSD Result	MS % Rec	MSD % Rec	% Rec Limits	RPD	Max RPD	Qual
1,1,1,2-Tetrachloroethane	ug/L	ND	20	20	20.5	21.2	102	106	60-140	3	30	
1,1,1-Trichloroethane	ug/L	ND	20	20	19.4	19.4	97	97	60-140	0	30	
1,1,2,2-Tetrachloroethane	ug/L	ND	20	20	19.7	19.9	99	99	60-140	1	30	
1,1,2-Trichloroethane	ug/L	ND	20	20	20.0	20.0	100	100	60-140	0	30	
1,1-Dichloroethane	ug/L	ND	20	20	19.1	19.3	96	96	60-140	1	30	
1,1-Dichloroethene	ug/L	ND	20	20	17.5	17.9	87	90	60-140	3	30	
1,1-Dichloropropene	ug/L	ND	20	20	19.3	19.3	96	96	60-140	0	30	
1,2,3-Trichlorobenzene	ug/L	ND	20	20	19.3	19.5	97	98	60-140	1	30	
1,2,3-Trichloropropane	ug/L	ND	20	20	18.5	19.9	93	100	60-140	7	30	
1,2,4-Trichlorobenzene	ug/L	ND	20	20	19.4	19.6	97	98	60-140	1	30	
1,2,4-Trimethylbenzene	ug/L	ND	20	20	19.1	19.4	95	97	60-140	1	30	
1,2-Dibromo-3-chloropropane	ug/L	ND	20	20	21.6	21.6	108	108	60-140	0	30	
1,2-Dibromoethane (EDB)	ug/L	ND	20	20	20.0	20.5	100	102	60-140	3	30	
1,2-Dichlorobenzene	ug/L	ND	20	20	18.0	18.8	90	94	60-140	4	30	
1,2-Dichloroethane	ug/L	ND	20	20	18.8	19.6	94	98	60-140	4	30	
1,2-Dichloropropane	ug/L	ND	20	20	19.7	19.6	99	98	60-140	1	30	
1,3,5-Trimethylbenzene	ug/L	ND	20	20	19.7	20.1	99	100	60-140	2	30	
1,3-Dichlorobenzene	ug/L	ND	20	20	19.1	19.4	96	97	60-140	1	30	
1,3-Dichloropropane	ug/L	ND	20	20	19.9	20.2	99	101	60-140	2	30	
1,4-Dichlorobenzene	ug/L	ND	20	20	18.4	19.1	92	95	60-140	4	30	
2,2-Dichloropropane	ug/L	ND	20	20	19.5	19.5	97	97	60-140	0	30	
2-Chlorotoluene	ug/L	ND	20	20	19.1	19.7	96	98	60-140	3	30	
4-Chlorotoluene	ug/L	ND	20	20	18.3	18.8	92	94	60-140	2	30	
Benzene	ug/L	ND	20	20	18.6	18.7	93	93	60-140	0	30	
Bromobenzene	ug/L	ND	20	20	19.0	19.9	95	100	60-140	5	30	
Bromochloromethane	ug/L	ND	20	20	19.2	19.2	96	96	60-140	0	30	
Bromodichloromethane	ug/L	ND	20	20	20.3	19.8	102	99	60-140	3	30	
Bromoform	ug/L	ND	20	20	20.4	20.3	102	101	60-140	1	30	
Bromomethane	ug/L	ND	20	20	28.0	26.0	140	130	60-140	7	30	IH
Carbon tetrachloride	ug/L	ND	20	20	19.4	19.4	97	97	60-140	0	30	
Chlorobenzene	ug/L	ND	20	20	19.1	19.8	96	99	60-140	3	30	
Chloroethane	ug/L	ND	20	20	20.3	21.2	101	106	60-140	5	30	
Chloroform	ug/L	ND	20	20	18.1	18.8	90	93	60-140	4	30	
Chloromethane	ug/L	ND	20	20	18.5	18.2	92	91	60-140	2	30	
cis-1,2-Dichloroethene	ug/L	ND	20	20	19.5	19.3	98	97	60-140	1	30	
cis-1,3-Dichloropropene	ug/L	ND	20	20	20.3	20.0	102	100	60-140	1	30	
Dibromochloromethane	ug/L	ND	20	20	20.0	20.0	100	100	60-140	0	30	
Dibromomethane	ug/L	ND	20	20	19.9	19.4	100	97	60-140	2	30	
Dichlorodifluoromethane	ug/L	ND	20	20	15.1	15.0	75	75	60-140	1	30	
Diisopropyl ether	ug/L	ND	20	20	18.1	18.3	90	91	60-140	1	30	
Ethylbenzene	ug/L	ND	20	20	19.2	19.7	96	99	60-140	2	30	
Hexachloro-1,3-butadiene	ug/L	ND	20	20	24.1	23.2	120	116	60-140	4	30	
Isopropylbenzene (Cumene)	ug/L	ND	20	20	19.7	20.1	99	100	60-140	2	30	
m&p-Xylene	ug/L	ND	40	40	38.7	39.4	97	99	60-140	2	30	

Results presented on this page are in the units indicated by the "Units" column except where an alternate unit is presented to the right of the result.

REPORT OF LABORATORY ANALYSIS

This report shall not be reproduced, except in full,
without the written consent of Pace Analytical Services, LLC.

Pace Analytical Services, LLC
9800 Kincey Ave. Suite 100
Huntersville, NC 28078
(704)875-9092

QUALITY CONTROL DATA

Project: CPC Huntersville-60674226
Pace Project No.: 92585315

MATRIX SPIKE & MATRIX SPIKE DUPLICATE: 3533702 3533703

Parameter	Units	92585316005 Result	MS Spike Conc.	MSD Spike Conc.	MS Result	MSD Result	MS % Rec	MSD % Rec	% Rec Limits	RPD	Max RPD	Qual
Methyl-tert-butyl ether	ug/L	ND	20	20	17.7	17.7	88	89	60-140	0	30	
Methylene Chloride	ug/L	ND	20	20	19.8	20.4	99	102	60-140	3	30	
n-Butylbenzene	ug/L	ND	20	20	19.9	20.5	100	102	60-140	3	30	
n-Propylbenzene	ug/L	ND	20	20	19.8	20.3	99	101	60-140	2	30	
Naphthalene	ug/L	ND	20	20	16.9	17.2	85	86	60-140	2	30	
o-Xylene	ug/L	ND	20	20	20.0	19.9	100	100	60-140	0	30	
sec-Butylbenzene	ug/L	ND	20	20	20.4	20.3	102	102	60-140	1	30	
Styrene	ug/L	ND	20	20	19.0	19.4	95	97	60-140	2	30	
tert-Butylbenzene	ug/L	ND	20	20	16.8	17.6	84	88	60-140	4	30	
Tetrachloroethene	ug/L	ND	20	20	19.1	19.8	96	99	60-140	3	30	
Toluene	ug/L	ND	20	20	19.2	18.8	96	94	60-140	2	30	
trans-1,2-Dichloroethene	ug/L	ND	20	20	18.8	18.5	94	92	60-140	2	30	
trans-1,3-Dichloropropene	ug/L	ND	20	20	20.1	20.1	101	100	60-140	0	30	
Trichloroethene	ug/L	ND	20	20	19.5	18.8	97	94	60-140	4	30	
Trichlorofluoromethane	ug/L	ND	20	20	16.5	16.1	82	80	60-140	2	30	
Vinyl chloride	ug/L	ND	20	20	17.8	18.3	89	91	60-140	3	30	
1,2-Dichloroethane-d4 (S)	%						97	97	70-130			
4-Bromofluorobenzene (S)	%						97	98	70-130			
Toluene-d8 (S)	%						100	99	70-130			

Results presented on this page are in the units indicated by the "Units" column except where an alternate unit is presented to the right of the result.

REPORT OF LABORATORY ANALYSIS

This report shall not be reproduced, except in full,
without the written consent of Pace Analytical Services, LLC.

Pace Analytical Services, LLC
9800 Kincey Ave. Suite 100
Huntersville, NC 28078
(704)875-9092

QUALITY CONTROL DATA

Project: CPC Huntersville-60674226
Pace Project No.: 92585315

QC Batch: 675176 | Analysis Method: SM 6200B
QC Batch Method: SM 6200B | Analysis Description: 6200B MSV
Laboratory: Pace Analytical Services - Charlotte

Associated Lab Samples: 92585315004, 92585315005, 92585315006, 92585315007

METHOD BLANK: 3533808 Matrix: Water

Associated Lab Samples: 92585315004, 92585315005, 92585315006, 92585315007

Parameter	Units	Blank Result	Reporting Limit	MDL	Analyzed	Qualifiers
1,1,1,2-Tetrachloroethane	ug/L	ND	0.50	0.31	02/01/22 12:09	
1,1,1-Trichloroethane	ug/L	ND	0.50	0.33	02/01/22 12:09	
1,1,2,2-Tetrachloroethane	ug/L	ND	0.50	0.22	02/01/22 12:09	
1,1,2-Trichloroethane	ug/L	ND	0.50	0.32	02/01/22 12:09	
1,1-Dichloroethane	ug/L	ND	0.50	0.37	02/01/22 12:09	
1,1-Dichloroethene	ug/L	ND	0.50	0.35	02/01/22 12:09	
1,1-Dichloropropene	ug/L	ND	0.50	0.43	02/01/22 12:09	
1,2,3-Trichlorobenzene	ug/L	ND	2.0	0.81	02/01/22 12:09	
1,2,3-Trichloropropane	ug/L	ND	0.50	0.26	02/01/22 12:09	
1,2,4-Trichlorobenzene	ug/L	ND	2.0	0.64	02/01/22 12:09	
1,2,4-Trimethylbenzene	ug/L	ND	0.50	0.50	02/01/22 12:09	
1,2-Dibromo-3-chloropropane	ug/L	ND	1.0	0.34	02/01/22 12:09	
1,2-Dibromoethane (EDB)	ug/L	ND	0.50	0.27	02/01/22 12:09	
1,2-Dichlorobenzene	ug/L	ND	0.50	0.34	02/01/22 12:09	
1,2-Dichloroethane	ug/L	ND	0.50	0.32	02/01/22 12:09	
1,2-Dichloropropane	ug/L	ND	0.50	0.36	02/01/22 12:09	
1,3,5-Trimethylbenzene	ug/L	ND	0.50	0.33	02/01/22 12:09	
1,3-Dichlorobenzene	ug/L	ND	0.50	0.34	02/01/22 12:09	
1,3-Dichloropropane	ug/L	ND	0.50	0.28	02/01/22 12:09	
1,4-Dichlorobenzene	ug/L	ND	0.50	0.33	02/01/22 12:09	
2,2-Dichloropropane	ug/L	ND	0.50	0.39	02/01/22 12:09	
2-Chlorotoluene	ug/L	ND	0.50	0.32	02/01/22 12:09	
4-Chlorotoluene	ug/L	ND	0.50	0.32	02/01/22 12:09	
Benzene	ug/L	ND	0.50	0.34	02/01/22 12:09	
Bromobenzene	ug/L	ND	0.50	0.29	02/01/22 12:09	
Bromochloromethane	ug/L	ND	0.50	0.47	02/01/22 12:09	
Bromodichloromethane	ug/L	ND	0.50	0.31	02/01/22 12:09	
Bromoform	ug/L	ND	0.50	0.34	02/01/22 12:09	
Bromomethane	ug/L	ND	5.0	1.7	02/01/22 12:09	
Carbon tetrachloride	ug/L	ND	0.50	0.33	02/01/22 12:09	
Chlorobenzene	ug/L	ND	0.50	0.28	02/01/22 12:09	
Chloroethane	ug/L	ND	1.0	0.65	02/01/22 12:09	
Chloroform	ug/L	ND	0.50	0.35	02/01/22 12:09	
Chloromethane	ug/L	ND	1.0	0.54	02/01/22 12:09	
cis-1,2-Dichloroethene	ug/L	ND	0.50	0.38	02/01/22 12:09	
cis-1,3-Dichloropropene	ug/L	ND	0.50	0.36	02/01/22 12:09	
Dibromochloromethane	ug/L	ND	0.50	0.36	02/01/22 12:09	
Dibromomethane	ug/L	ND	0.50	0.39	02/01/22 12:09	
Dichlorodifluoromethane	ug/L	ND	0.50	0.35	02/01/22 12:09	
Diisopropyl ether	ug/L	ND	0.50	0.31	02/01/22 12:09	

Results presented on this page are in the units indicated by the "Units" column except where an alternate unit is presented to the right of the result.

REPORT OF LABORATORY ANALYSIS

This report shall not be reproduced, except in full,
without the written consent of Pace Analytical Services, LLC.

Pace Analytical Services, LLC
9800 Kincey Ave. Suite 100
Huntersville, NC 28078
(704)875-9092

QUALITY CONTROL DATA

Project: CPC Huntersville-60674226
Pace Project No.: 92585315

METHOD BLANK: 3533808 Matrix: Water
Associated Lab Samples: 92585315004, 92585315005, 92585315006, 92585315007

Parameter	Units	Blank Result	Reporting Limit	MDL	Analyzed	Qualifiers
Ethylbenzene	ug/L	ND	0.50	0.30	02/01/22 12:09	
Hexachloro-1,3-butadiene	ug/L	ND	2.0	1.5	02/01/22 12:09	
Isopropylbenzene (Cumene)	ug/L	ND	0.50	0.33	02/01/22 12:09	
m&p-Xylene	ug/L	ND	1.0	0.71	02/01/22 12:09	
Methyl-tert-butyl ether	ug/L	ND	0.50	0.42	02/01/22 12:09	
Methylene Chloride	ug/L	ND	2.0	2.0	02/01/22 12:09	
n-Butylbenzene	ug/L	ND	0.50	0.49	02/01/22 12:09	
n-Propylbenzene	ug/L	ND	0.50	0.34	02/01/22 12:09	
Naphthalene	ug/L	ND	2.0	0.64	02/01/22 12:09	
o-Xylene	ug/L	ND	0.50	0.34	02/01/22 12:09	
sec-Butylbenzene	ug/L	ND	0.50	0.40	02/01/22 12:09	
Styrene	ug/L	ND	0.50	0.29	02/01/22 12:09	
tert-Butylbenzene	ug/L	ND	0.50	0.32	02/01/22 12:09	
Tetrachloroethene	ug/L	ND	0.50	0.29	02/01/22 12:09	
Toluene	ug/L	ND	0.50	0.48	02/01/22 12:09	
trans-1,2-Dichloroethene	ug/L	ND	0.50	0.40	02/01/22 12:09	
trans-1,3-Dichloropropene	ug/L	ND	0.50	0.36	02/01/22 12:09	
Trichloroethene	ug/L	ND	0.50	0.38	02/01/22 12:09	
Trichlorofluoromethane	ug/L	ND	1.0	0.30	02/01/22 12:09	
Vinyl chloride	ug/L	ND	1.0	0.39	02/01/22 12:09	
1,2-Dichloroethane-d4 (S)	%	99	70-130		02/01/22 12:09	
4-Bromofluorobenzene (S)	%	102	70-130		02/01/22 12:09	
Toluene-d8 (S)	%	102	70-130		02/01/22 12:09	

LABORATORY CONTROL SAMPLE: 3533809

Parameter	Units	Spike Conc.	LCS Result	LCS % Rec	% Rec Limits	Qualifiers
1,1,1,2-Tetrachloroethane	ug/L	50	51.9	104	60-140	
1,1,1-Trichloroethane	ug/L	50	49.4	99	60-140	
1,1,2,2-Tetrachloroethane	ug/L	50	51.2	102	60-140	
1,1,2-Trichloroethane	ug/L	50	50.2	100	60-140	
1,1-Dichloroethane	ug/L	50	50.6	101	60-140	
1,1-Dichloroethene	ug/L	50	54.7	109	60-140	
1,1-Dichloropropene	ug/L	50	53.0	106	60-140	
1,2,3-Trichlorobenzene	ug/L	50	48.1	96	60-140	
1,2,3-Trichloropropane	ug/L	50	49.4	99	60-140	
1,2,4-Trichlorobenzene	ug/L	50	48.1	96	60-140	
1,2,4-Trimethylbenzene	ug/L	50	50.5	101	60-140	
1,2-Dibromo-3-chloropropane	ug/L	50	53.5	107	60-140	
1,2-Dibromoethane (EDB)	ug/L	50	52.3	105	60-140	
1,2-Dichlorobenzene	ug/L	50	48.4	97	60-140	
1,2-Dichloroethane	ug/L	50	47.3	95	60-140	
1,2-Dichloropropane	ug/L	50	54.0	108	60-140	
1,3,5-Trimethylbenzene	ug/L	50	50.6	101	60-140	

Results presented on this page are in the units indicated by the "Units" column except where an alternate unit is presented to the right of the result.

REPORT OF LABORATORY ANALYSIS

This report shall not be reproduced, except in full,
without the written consent of Pace Analytical Services, LLC.

Pace Analytical Services, LLC
9800 Kincey Ave. Suite 100
Huntersville, NC 28078
(704)875-9092

QUALITY CONTROL DATA

Project: CPC Huntersville-60674226
Pace Project No.: 92585315

LABORATORY CONTROL SAMPLE: 3533809

Parameter	Units	Spike Conc.	LCS Result	LCS % Rec	% Rec Limits	Qualifiers
1,3-Dichlorobenzene	ug/L	50	48.2	96	60-140	
1,3-Dichloropropane	ug/L	50	52.8	106	60-140	
1,4-Dichlorobenzene	ug/L	50	48.9	98	60-140	
2,2-Dichloropropane	ug/L	50	50.6	101	60-140	
2-Chlorotoluene	ug/L	50	49.6	99	60-140	
4-Chlorotoluene	ug/L	50	48.0	96	60-140	
Benzene	ug/L	50	49.8	100	60-140	
Bromobenzene	ug/L	50	48.2	96	60-140	
Bromochloromethane	ug/L	50	49.0	98	60-140	
Bromodichloromethane	ug/L	50	50.0	100	60-140	
Bromoform	ug/L	50	52.1	104	60-140	
Bromomethane	ug/L	50	45.0	90	60-140	
Carbon tetrachloride	ug/L	50	50.4	101	60-140	
Chlorobenzene	ug/L	50	47.9	96	60-140	
Chloroethane	ug/L	50	48.6	97	60-140	
Chloroform	ug/L	50	43.7	87	60-140	
Chloromethane	ug/L	50	48.0	96	60-140	
cis-1,2-Dichloroethene	ug/L	50	48.6	97	60-140	
cis-1,3-Dichloropropene	ug/L	50	53.1	106	60-140	
Dibromochloromethane	ug/L	50	54.4	109	60-140	
Dibromomethane	ug/L	50	46.4	93	60-140	
Dichlorodifluoromethane	ug/L	50	43.6	87	60-140	
Diisopropyl ether	ug/L	50	53.2	106	60-140	
Ethylbenzene	ug/L	50	48.9	98	60-140	
Hexachloro-1,3-butadiene	ug/L	50	48.6	97	60-140	
Isopropylbenzene (Cumene)	ug/L	50	49.2	98	60-140	
m&p-Xylene	ug/L	100	96.1	96	60-140	
Methyl-tert-butyl ether	ug/L	50	52.7	105	60-140	
Methylene Chloride	ug/L	50	49.2	98	60-140	
n-Butylbenzene	ug/L	50	51.0	102	60-140	
n-Propylbenzene	ug/L	50	49.7	99	60-140	
Naphthalene	ug/L	50	50.3	101	60-140	
o-Xylene	ug/L	50	48.0	96	60-140	
sec-Butylbenzene	ug/L	50	49.3	99	60-140	
Styrene	ug/L	50	50.4	101	60-140	
tert-Butylbenzene	ug/L	50	41.7	83	60-140	
Tetrachloroethene	ug/L	50	48.8	98	60-140	
Toluene	ug/L	50	46.4	93	60-140	
trans-1,2-Dichloroethene	ug/L	50	52.0	104	60-140	
trans-1,3-Dichloropropene	ug/L	50	51.7	103	60-140	
Trichloroethene	ug/L	50	49.9	100	60-140	
Trichlorofluoromethane	ug/L	50	42.4	85	60-140	
Vinyl chloride	ug/L	50	48.5	97	60-140	
1,2-Dichloroethane-d4 (S)	%			96	70-130	
4-Bromofluorobenzene (S)	%			99	70-130	
Toluene-d8 (S)	%			100	70-130	

Results presented on this page are in the units indicated by the "Units" column except where an alternate unit is presented to the right of the result.

REPORT OF LABORATORY ANALYSIS

This report shall not be reproduced, except in full,
without the written consent of Pace Analytical Services, LLC.

Pace Analytical Services, LLC
9800 Kincey Ave. Suite 100
Huntersville, NC 28078
(704)875-9092

QUALITY CONTROL DATA

Project: CPC Huntersville-60674226
Pace Project No.: 92585315

MATRIX SPIKE & MATRIX SPIKE DUPLICATE: 3533810 3533811

Parameter	Units	92585315005 Result	MS Spike Conc.	MSD Spike Conc.	MS Result	MSD Result	MS % Rec	MSD % Rec	% Rec Limits	RPD	Max RPD	Qual
1,1,1,2-Tetrachloroethane	ug/L	ND	20	20	20.2	19.3	101	96	60-140	5	30	
1,1,1-Trichloroethane	ug/L	ND	20	20	20.3	19.4	102	97	60-140	5	30	
1,1,2,2-Tetrachloroethane	ug/L	ND	20	20	20.4	19.9	102	99	60-140	3	30	
1,1,2-Trichloroethane	ug/L	ND	20	20	20.5	19.4	103	97	60-140	6	30	
1,1-Dichloroethane	ug/L	ND	20	20	21.3	20.2	106	101	60-140	5	30	
1,1-Dichloroethene	ug/L	ND	20	20	22.4	21.4	112	107	60-140	5	30	
1,1-Dichloropropene	ug/L	ND	20	20	21.3	20.3	106	101	60-140	5	30	
1,2,3-Trichlorobenzene	ug/L	ND	20	20	17.6	19.0	88	95	60-140	8	30	
1,2,3-Trichloropropane	ug/L	ND	20	20	20.0	19.1	100	95	60-140	5	30	
1,2,4-Trichlorobenzene	ug/L	ND	20	20	17.8	19.0	89	95	60-140	7	30	
1,2,4-Trimethylbenzene	ug/L	ND	20	20	20.3	20.5	102	103	60-140	1	30	
1,2-Dibromo-3-chloropropane	ug/L	ND	20	20	20.3	20.2	102	101	60-140	1	30	
1,2-Dibromoethane (EDB)	ug/L	ND	20	20	20.4	19.3	102	97	60-140	5	30	
1,2-Dichlorobenzene	ug/L	ND	20	20	19.2	19.4	96	97	60-140	1	30	
1,2-Dichloroethane	ug/L	ND	20	20	19.6	18.4	98	92	60-140	6	30	
1,2-Dichloropropane	ug/L	ND	20	20	22.5	21.2	113	106	60-140	6	30	
1,3,5-Trimethylbenzene	ug/L	ND	20	20	20.5	20.4	102	102	60-140	0	30	
1,3-Dichlorobenzene	ug/L	ND	20	20	19.5	19.5	98	98	60-140	0	30	
1,3-Dichloropropane	ug/L	ND	20	20	20.6	19.8	103	99	60-140	4	30	
1,4-Dichlorobenzene	ug/L	ND	20	20	19.8	19.9	99	100	60-140	0	30	
2,2-Dichloropropane	ug/L	ND	20	20	20.4	19.7	102	98	60-140	4	30	
2-Chlorotoluene	ug/L	ND	20	20	20.6	20.7	103	103	60-140	0	30	
4-Chlorotoluene	ug/L	ND	20	20	19.7	19.7	99	99	60-140	0	30	
Benzene	ug/L	ND	20	20	20.9	19.8	105	99	60-140	5	30	
Bromobenzene	ug/L	ND	20	20	19.8	19.6	99	98	60-140	1	30	
Bromochloromethane	ug/L	ND	20	20	20.5	18.8	102	94	60-140	8	30	
Bromodichloromethane	ug/L	ND	20	20	20.1	19.3	100	96	60-140	4	30	
Bromoform	ug/L	ND	20	20	19.2	18.6	96	93	60-140	3	30	
Bromomethane	ug/L	ND	20	20	12.3	13.7	61	68	60-140	11	30	
Carbon tetrachloride	ug/L	ND	20	20	20.8	20.2	104	101	60-140	3	30	
Chlorobenzene	ug/L	ND	20	20	20.3	19.5	101	97	60-140	4	30	
Chloroethane	ug/L	ND	20	20	20.6	19.9	103	100	60-140	3	30	
Chloroform	ug/L	ND	20	20	19.4	17.9	96	88	60-140	8	30	
Chloromethane	ug/L	ND	20	20	17.3	16.7	87	83	60-140	4	30	
cis-1,2-Dichloroethene	ug/L	ND	20	20	20.6	19.3	103	97	60-140	6	30	
cis-1,3-Dichloropropene	ug/L	ND	20	20	20.7	19.4	103	97	60-140	6	30	
Dibromochloromethane	ug/L	ND	20	20	20.4	19.6	102	98	60-140	4	30	
Dibromomethane	ug/L	ND	20	20	19.2	18.4	96	92	60-140	4	30	
Dichlorodifluoromethane	ug/L	ND	20	20	13.7	13.1	68	65	60-140	5	30	
Diisopropyl ether	ug/L	ND	20	20	21.0	19.4	105	97	60-140	8	30	
Ethylbenzene	ug/L	ND	20	20	20.5	19.8	103	99	60-140	4	30	
Hexachloro-1,3-butadiene	ug/L	ND	20	20	18.1	18.8	91	94	60-140	4	30	
Isopropylbenzene (Cumene)	ug/L	ND	20	20	20.6	20.0	103	100	60-140	3	30	
m&p-Xylene	ug/L	ND	40	40	40.5	39.1	101	98	60-140	3	30	

Results presented on this page are in the units indicated by the "Units" column except where an alternate unit is presented to the right of the result.

REPORT OF LABORATORY ANALYSIS

This report shall not be reproduced, except in full,
without the written consent of Pace Analytical Services, LLC.

Pace Analytical Services, LLC
9800 Kincey Ave. Suite 100
Huntersville, NC 28078
(704)875-9092

QUALITY CONTROL DATA

Project: CPC Huntersville-60674226
Pace Project No.: 92585315

MATRIX SPIKE & MATRIX SPIKE DUPLICATE: 3533810 3533811

Parameter	Units	92585315005 Result	MS Spike Conc.	MSD Spike Conc.	MS Result	MSD Result	MS % Rec	MSD % Rec	% Rec Limits	RPD	Max RPD	Qual
Methyl-tert-butyl ether	ug/L	ND	20	20	19.7	18.4	99	92	60-140	7	30	
Methylene Chloride	ug/L	ND	20	20	20.7	19.6	104	98	60-140	6	30	
n-Butylbenzene	ug/L	ND	20	20	19.7	20.6	99	103	60-140	4	30	
n-Propylbenzene	ug/L	ND	20	20	20.5	20.4	103	102	60-140	1	30	
Naphthalene	ug/L	ND	20	20	18.2	19.5	91	98	60-140	7	30	
o-Xylene	ug/L	ND	20	20	20.1	19.4	100	97	60-140	3	30	
sec-Butylbenzene	ug/L	ND	20	20	19.9	20.5	100	102	60-140	3	30	
Styrene	ug/L	ND	20	20	20.7	19.7	104	99	60-140	5	30	
tert-Butylbenzene	ug/L	ND	20	20	17.3	17.2	86	86	60-140	0	30	
Tetrachloroethene	ug/L	ND	20	20	19.8	19.2	99	96	60-140	3	30	
Toluene	ug/L	ND	20	20	19.9	19.3	99	97	60-140	3	30	
trans-1,2-Dichloroethene	ug/L	ND	20	20	21.6	20.7	108	103	60-140	5	30	
trans-1,3-Dichloropropene	ug/L	ND	20	20	19.7	19.0	99	95	60-140	4	30	
Trichloroethene	ug/L	ND	20	20	20.5	19.4	103	97	60-140	6	30	
Trichlorofluoromethane	ug/L	ND	20	20	17.4	16.7	87	83	60-140	4	30	
Vinyl chloride	ug/L	ND	20	20	18.3	17.6	92	88	60-140	4	30	
1,2-Dichloroethane-d4 (S)	%						103	100	70-130			
4-Bromofluorobenzene (S)	%						99	99	70-130			
Toluene-d8 (S)	%						100	101	70-130			

Results presented on this page are in the units indicated by the "Units" column except where an alternate unit is presented to the right of the result.

REPORT OF LABORATORY ANALYSIS

This report shall not be reproduced, except in full,
without the written consent of Pace Analytical Services, LLC.

Pace Analytical Services, LLC
9800 Kincey Ave. Suite 100
Huntersville, NC 28078
(704)875-9092

QUALITY CONTROL DATA

Project: CPC Huntersville-60674226
Pace Project No.: 92585315

QC Batch: 675664
QC Batch Method: SM 6200B
Analysis Method: SM 6200B
Analysis Description: 6200B MSV
Laboratory: Pace Analytical Services - Charlotte

Associated Lab Samples: 92585315001

METHOD BLANK: 3536494 Matrix: Water
Associated Lab Samples: 92585315001

Parameter	Units	Blank Result	Reporting Limit	MDL	Analyzed	Qualifiers
1,1,1,2-Tetrachloroethane	ug/L	ND	0.50	0.31	02/02/22 22:25	
1,1,1-Trichloroethane	ug/L	ND	0.50	0.33	02/02/22 22:25	
1,1,2,2-Tetrachloroethane	ug/L	ND	0.50	0.22	02/02/22 22:25	
1,1,2-Trichloroethane	ug/L	ND	0.50	0.32	02/02/22 22:25	
1,1-Dichloroethane	ug/L	ND	0.50	0.37	02/02/22 22:25	
1,1-Dichloroethene	ug/L	ND	0.50	0.35	02/02/22 22:25	
1,1-Dichloropropene	ug/L	ND	0.50	0.43	02/02/22 22:25	
1,2,3-Trichlorobenzene	ug/L	ND	2.0	0.81	02/02/22 22:25	
1,2,3-Trichloropropane	ug/L	ND	0.50	0.26	02/02/22 22:25	
1,2,4-Trichlorobenzene	ug/L	ND	2.0	0.64	02/02/22 22:25	
1,2,4-Trimethylbenzene	ug/L	ND	0.50	0.50	02/02/22 22:25	
1,2-Dibromo-3-chloropropane	ug/L	ND	1.0	0.34	02/02/22 22:25	
1,2-Dibromoethane (EDB)	ug/L	ND	0.50	0.27	02/02/22 22:25	
1,2-Dichlorobenzene	ug/L	ND	0.50	0.34	02/02/22 22:25	
1,2-Dichloroethane	ug/L	ND	0.50	0.32	02/02/22 22:25	
1,2-Dichloropropane	ug/L	ND	0.50	0.36	02/02/22 22:25	
1,3,5-Trimethylbenzene	ug/L	ND	0.50	0.33	02/02/22 22:25	
1,3-Dichlorobenzene	ug/L	ND	0.50	0.34	02/02/22 22:25	
1,3-Dichloropropane	ug/L	ND	0.50	0.28	02/02/22 22:25	
1,4-Dichlorobenzene	ug/L	ND	0.50	0.33	02/02/22 22:25	
2,2-Dichloropropane	ug/L	ND	0.50	0.39	02/02/22 22:25	
2-Chlorotoluene	ug/L	ND	0.50	0.32	02/02/22 22:25	
4-Chlorotoluene	ug/L	ND	0.50	0.32	02/02/22 22:25	
Benzene	ug/L	ND	0.50	0.34	02/02/22 22:25	
Bromobenzene	ug/L	ND	0.50	0.29	02/02/22 22:25	
Bromochloromethane	ug/L	ND	0.50	0.47	02/02/22 22:25	
Bromodichloromethane	ug/L	ND	0.50	0.31	02/02/22 22:25	
Bromoform	ug/L	ND	0.50	0.34	02/02/22 22:25	
Bromomethane	ug/L	ND	5.0	1.7	02/02/22 22:25	
Carbon tetrachloride	ug/L	ND	0.50	0.33	02/02/22 22:25	
Chlorobenzene	ug/L	ND	0.50	0.28	02/02/22 22:25	
Chloroethane	ug/L	ND	1.0	0.65	02/02/22 22:25	
Chloroform	ug/L	ND	0.50	0.35	02/02/22 22:25	
Chloromethane	ug/L	ND	1.0	0.54	02/02/22 22:25	
cis-1,2-Dichloroethene	ug/L	ND	0.50	0.38	02/02/22 22:25	
cis-1,3-Dichloropropene	ug/L	ND	0.50	0.36	02/02/22 22:25	
Dibromochloromethane	ug/L	ND	0.50	0.36	02/02/22 22:25	
Dibromomethane	ug/L	ND	0.50	0.39	02/02/22 22:25	
Dichlorodifluoromethane	ug/L	ND	0.50	0.35	02/02/22 22:25	
Diisopropyl ether	ug/L	ND	0.50	0.31	02/02/22 22:25	

Results presented on this page are in the units indicated by the "Units" column except where an alternate unit is presented to the right of the result.

REPORT OF LABORATORY ANALYSIS

This report shall not be reproduced, except in full,
without the written consent of Pace Analytical Services, LLC.

Pace Analytical Services, LLC
9800 Kincey Ave. Suite 100
Huntersville, NC 28078
(704)875-9092

QUALITY CONTROL DATA

Project: CPC Huntersville-60674226
Pace Project No.: 92585315

METHOD BLANK: 3536494 Matrix: Water
Associated Lab Samples: 92585315001

Parameter	Units	Blank Result	Reporting Limit	MDL	Analyzed	Qualifiers
Ethylbenzene	ug/L	ND	0.50	0.30	02/02/22 22:25	
Hexachloro-1,3-butadiene	ug/L	ND	2.0	1.5	02/02/22 22:25	
Isopropylbenzene (Cumene)	ug/L	ND	0.50	0.33	02/02/22 22:25	
m&p-Xylene	ug/L	ND	1.0	0.71	02/02/22 22:25	
Methyl-tert-butyl ether	ug/L	ND	0.50	0.42	02/02/22 22:25	
Methylene Chloride	ug/L	ND	2.0	2.0	02/02/22 22:25	
n-Butylbenzene	ug/L	ND	0.50	0.49	02/02/22 22:25	
n-Propylbenzene	ug/L	ND	0.50	0.34	02/02/22 22:25	
Naphthalene	ug/L	ND	2.0	0.64	02/02/22 22:25	
o-Xylene	ug/L	ND	0.50	0.34	02/02/22 22:25	
sec-Butylbenzene	ug/L	ND	0.50	0.40	02/02/22 22:25	
Styrene	ug/L	ND	0.50	0.29	02/02/22 22:25	
tert-Butylbenzene	ug/L	ND	0.50	0.32	02/02/22 22:25	
Tetrachloroethene	ug/L	ND	0.50	0.29	02/02/22 22:25	
Toluene	ug/L	ND	0.50	0.48	02/02/22 22:25	
trans-1,2-Dichloroethene	ug/L	ND	0.50	0.40	02/02/22 22:25	
trans-1,3-Dichloropropene	ug/L	ND	0.50	0.36	02/02/22 22:25	
Trichloroethene	ug/L	ND	0.50	0.38	02/02/22 22:25	
Trichlorofluoromethane	ug/L	ND	1.0	0.30	02/02/22 22:25	
Vinyl chloride	ug/L	ND	1.0	0.39	02/02/22 22:25	
1,2-Dichloroethane-d4 (S)	%	105	70-130		02/02/22 22:25	
4-Bromofluorobenzene (S)	%	102	70-130		02/02/22 22:25	
Toluene-d8 (S)	%	104	70-130		02/02/22 22:25	

LABORATORY CONTROL SAMPLE: 3536495

Parameter	Units	Spike Conc.	LCS Result	LCS % Rec	% Rec Limits	Qualifiers
1,1,1,2-Tetrachloroethane	ug/L	50	49.8	100	60-140	
1,1,1-Trichloroethane	ug/L	50	50.8	102	60-140	
1,1,2,2-Tetrachloroethane	ug/L	50	49.0	98	60-140	
1,1,2-Trichloroethane	ug/L	50	49.1	98	60-140	
1,1-Dichloroethane	ug/L	50	53.8	108	60-140	
1,1-Dichloroethene	ug/L	50	58.3	117	60-140	
1,1-Dichloropropene	ug/L	50	54.6	109	60-140	
1,2,3-Trichlorobenzene	ug/L	50	45.3	91	60-140	
1,2,3-Trichloropropane	ug/L	50	49.3	99	60-140	
1,2,4-Trichlorobenzene	ug/L	50	45.7	91	60-140	
1,2,4-Trimethylbenzene	ug/L	50	49.1	98	60-140	
1,2-Dibromo-3-chloropropane	ug/L	50	49.5	99	60-140	
1,2-Dibromoethane (EDB)	ug/L	50	50.4	101	60-140	
1,2-Dichlorobenzene	ug/L	50	46.9	94	60-140	
1,2-Dichloroethane	ug/L	50	49.7	99	60-140	
1,2-Dichloropropane	ug/L	50	55.6	111	60-140	
1,3,5-Trimethylbenzene	ug/L	50	49.3	99	60-140	

Results presented on this page are in the units indicated by the "Units" column except where an alternate unit is presented to the right of the result.

REPORT OF LABORATORY ANALYSIS

This report shall not be reproduced, except in full,
without the written consent of Pace Analytical Services, LLC.

Pace Analytical Services, LLC
9800 Kincey Ave. Suite 100
Huntersville, NC 28078
(704)875-9092

QUALITY CONTROL DATA

Project: CPC Huntersville-60674226
Pace Project No.: 92585315

LABORATORY CONTROL SAMPLE: 3536495

Parameter	Units	Spike Conc.	LCS Result	LCS % Rec	% Rec Limits	Qualifiers
1,3-Dichlorobenzene	ug/L	50	46.6	93	60-140	
1,3-Dichloropropane	ug/L	50	51.4	103	60-140	
1,4-Dichlorobenzene	ug/L	50	47.3	95	60-140	
2,2-Dichloropropane	ug/L	50	52.3	105	60-140	
2-Chlorotoluene	ug/L	50	49.0	98	60-140	
4-Chlorotoluene	ug/L	50	47.1	94	60-140	
Benzene	ug/L	50	51.1	102	60-140	
Bromobenzene	ug/L	50	46.3	93	60-140	
Bromochloromethane	ug/L	50	49.5	99	60-140	
Bromodichloromethane	ug/L	50	50.1	100	60-140	
Bromoform	ug/L	50	48.8	98	60-140	
Bromomethane	ug/L	50	47.3	95	60-140	
Carbon tetrachloride	ug/L	50	49.6	99	60-140	
Chlorobenzene	ug/L	50	46.8	94	60-140	
Chloroethane	ug/L	50	52.7	105	60-140	
Chloroform	ug/L	50	45.8	92	60-140	
Chloromethane	ug/L	50	51.4	103	60-140	
cis-1,2-Dichloroethene	ug/L	50	52.1	104	60-140	
cis-1,3-Dichloropropene	ug/L	50	53.5	107	60-140	
Dibromochloromethane	ug/L	50	52.5	105	60-140	
Dibromomethane	ug/L	50	45.3	91	60-140	
Dichlorodifluoromethane	ug/L	50	45.7	91	60-140	
Diisopropyl ether	ug/L	50	55.8	112	60-140	
Ethylbenzene	ug/L	50	47.7	95	60-140	
Hexachloro-1,3-butadiene	ug/L	50	43.9	88	60-140	
Isopropylbenzene (Cumene)	ug/L	50	47.7	95	60-140	
m&p-Xylene	ug/L	100	93.6	94	60-140	
Methyl-tert-butyl ether	ug/L	50	53.2	106	60-140	
Methylene Chloride	ug/L	50	53.3	107	60-140	
n-Butylbenzene	ug/L	50	49.5	99	60-140	
n-Propylbenzene	ug/L	50	48.2	96	60-140	
Naphthalene	ug/L	50	47.9	96	60-140	
o-Xylene	ug/L	50	46.5	93	60-140	
sec-Butylbenzene	ug/L	50	47.3	95	60-140	
Styrene	ug/L	50	48.9	98	60-140	
tert-Butylbenzene	ug/L	50	40.1	80	60-140	
Tetrachloroethene	ug/L	50	46.6	93	60-140	
Toluene	ug/L	50	46.1	92	60-140	
trans-1,2-Dichloroethene	ug/L	50	55.6	111	60-140	
trans-1,3-Dichloropropene	ug/L	50	51.2	102	60-140	
Trichloroethene	ug/L	50	48.8	98	60-140	
Trichlorofluoromethane	ug/L	50	43.6	87	60-140	
Vinyl chloride	ug/L	50	53.0	106	60-140	
1,2-Dichloroethane-d4 (S)	%			108	70-130	
4-Bromofluorobenzene (S)	%			100	70-130	
Toluene-d8 (S)	%			101	70-130	

Results presented on this page are in the units indicated by the "Units" column except where an alternate unit is presented to the right of the result.

REPORT OF LABORATORY ANALYSIS

This report shall not be reproduced, except in full,
without the written consent of Pace Analytical Services, LLC.

Pace Analytical Services, LLC
9800 Kincey Ave. Suite 100
Huntersville, NC 28078
(704)875-9092

QUALITY CONTROL DATA

Project: CPC Huntersville-60674226
Pace Project No.: 92585315

MATRIX SPIKE & MATRIX SPIKE DUPLICATE: 3536496 3536497

Parameter	Units	92585750004 Result	MS Spike Conc.	MSD Spike Conc.	MS Result	MSD Result	MS % Rec	MSD % Rec	% Rec Limits	RPD	Max RPD	Qual
1,1,1,2-Tetrachloroethane	ug/L	ND	5000	5000	5430	5400	109	108	60-140	1	30	
1,1,1-Trichloroethane	ug/L	ND	5000	5000	5060	5590	101	112	60-140	10	30	
1,1,2,2-Tetrachloroethane	ug/L	ND	5000	5000	5400	5580	108	112	60-140	3	30	
1,1,2-Trichloroethane	ug/L	ND	5000	5000	5250	5220	105	104	60-140	1	30	
1,1-Dichloroethane	ug/L	ND	5000	5000	4950	5950	99	119	60-140	18	30	
1,1-Dichloroethene	ug/L	ND	5000	5000	4970	6380	99	128	60-140	25	30	
1,1-Dichloropropene	ug/L	ND	5000	5000	5030	6030	101	121	60-140	18	30	
1,2,3-Trichlorobenzene	ug/L	ND	5000	5000	4880	4450	98	89	60-140	9	30	
1,2,3-Trichloropropane	ug/L	ND	5000	5000	5330	5350	107	107	60-140	0	30	
1,2,4-Trichlorobenzene	ug/L	ND	5000	5000	5020	4470	100	89	60-140	12	30	
1,2,4-Trimethylbenzene	ug/L	2400	5000	5000	7230	8070	97	114	60-140	11	30	
1,2-Dibromo-3-chloropropane	ug/L	ND	5000	5000	5690	5090	114	102	60-140	11	30	
1,2-Dibromoethane (EDB)	ug/L	90.1J	5000	5000	5370	5520	106	109	60-140	3	30	
1,2-Dichlorobenzene	ug/L	ND	5000	5000	4990	5160	100	103	60-140	3	30	
1,2-Dichloroethane	ug/L	269	5000	5000	5300	5740	101	109	60-140	8	30	
1,2-Dichloropropane	ug/L	ND	5000	5000	5350	5940	107	119	60-140	10	30	
1,3,5-Trimethylbenzene	ug/L	ND	5000	5000	5650	6270	113	125	60-140	10	30	
1,3-Dichlorobenzene	ug/L	ND	5000	5000	5110	5240	102	105	60-140	3	30	
1,3-Dichloropropane	ug/L	ND	5000	5000	5180	5660	104	113	60-140	9	30	
1,4-Dichlorobenzene	ug/L	ND	5000	5000	4970	5340	99	107	60-140	7	30	
2,2-Dichloropropane	ug/L	ND	5000	5000	3810	4450	76	89	60-140	16	30	
2-Chlorotoluene	ug/L	ND	5000	5000	5180	5800	104	116	60-140	11	30	
4-Chlorotoluene	ug/L	ND	5000	5000	4940	5410	99	108	60-140	9	30	
Benzene	ug/L	9100	5000	5000	13500	15100	88	119	60-140	11	30	
Bromobenzene	ug/L	ND	5000	5000	5120	5250	102	105	60-140	2	30	
Bromochloromethane	ug/L	ND	5000	5000	4980	5330	100	107	60-140	7	30	
Bromodichloromethane	ug/L	ND	5000	5000	5390	5270	108	105	60-140	2	30	
Bromoform	ug/L	ND	5000	5000	5280	5090	106	102	60-140	4	30	
Bromomethane	ug/L	ND	5000	5000	5290	4050	106	81	60-140	27	30	
Carbon tetrachloride	ug/L	ND	5000	5000	5100	5430	102	109	60-140	6	30	
Chlorobenzene	ug/L	ND	5000	5000	5160	5260	103	105	60-140	2	30	
Chloroethane	ug/L	ND	5000	5000	5610	6060	112	121	60-140	8	30	
Chloroform	ug/L	ND	5000	5000	4750	5090	95	102	60-140	7	30	
Chloromethane	ug/L	ND	5000	5000	5140	5000	103	100	60-140	3	30	
cis-1,2-Dichloroethene	ug/L	ND	5000	5000	5060	5710	101	114	60-140	12	30	
cis-1,3-Dichloropropene	ug/L	ND	5000	5000	5120	5220	102	104	60-140	2	30	
Dibromochloromethane	ug/L	ND	5000	5000	5220	5450	104	109	60-140	4	30	
Dibromomethane	ug/L	ND	5000	5000	5150	4660	103	93	60-140	10	30	
Dichlorodifluoromethane	ug/L	ND	5000	5000	5280	3840	106	77	60-140	32	30	R1
Diisopropyl ether	ug/L	ND	5000	5000	4800	5970	96	119	60-140	22	30	
Ethylbenzene	ug/L	3230	5000	5000	8050	8730	96	110	60-140	8	30	
Hexachloro-1,3-butadiene	ug/L	ND	5000	5000	5260	4750	105	95	60-140	10	30	
Isopropylbenzene (Cumene)	ug/L	130	5000	5000	5310	5700	104	111	60-140	7	30	
m&p-Xylene	ug/L	11000	10000	10000	20500	21700	95	107	60-140	6	30	

Results presented on this page are in the units indicated by the "Units" column except where an alternate unit is presented to the right of the result.

REPORT OF LABORATORY ANALYSIS

This report shall not be reproduced, except in full,
without the written consent of Pace Analytical Services, LLC.

Pace Analytical Services, LLC
9800 Kincey Ave. Suite 100
Huntersville, NC 28078
(704)875-9092

QUALITY CONTROL DATA

Project: CPC Huntersville-60674226
Pace Project No.: 92585315

MATRIX SPIKE & MATRIX SPIKE DUPLICATE: 3536496 3536497

Parameter	Units	92585750004 Result	MS Spike Conc.	MSD Spike Conc.	MS Result	MSD Result	MS % Rec	MSD % Rec	% Rec Limits	RPD	Max RPD	Qual
Methyl-tert-butyl ether	ug/L	ND	5000	5000	4690	5400	94	108	60-140	14	30	
Methylene Chloride	ug/L	ND	5000	5000	5430	6100	109	122	60-140	12	30	
n-Butylbenzene	ug/L	ND	5000	5000	4810	5380	96	108	60-140	11	30	
n-Propylbenzene	ug/L	ND	5000	5000	5360	5950	107	119	60-140	10	30	
Naphthalene	ug/L	835	5000	5000	5680	5540	97	94	60-140	2	30	
o-Xylene	ug/L	5360	5000	5000	10600	10800	105	108	60-140	1	30	
sec-Butylbenzene	ug/L	ND	5000	5000	5090	5520	102	110	60-140	8	30	
Styrene	ug/L	ND	5000	5000	5360	5510	107	110	60-140	3	30	
tert-Butylbenzene	ug/L	ND	5000	5000	4400	4720	88	94	60-140	7	30	
Tetrachloroethene	ug/L	ND	5000	5000	4950	5150	99	103	60-140	4	30	
Toluene	ug/L	34800	5000	5000	37600	38200	58	69	60-140	1	30	M1
trans-1,2-Dichloroethene	ug/L	ND	5000	5000	5020	6100	100	122	60-140	19	30	
trans-1,3-Dichloropropene	ug/L	ND	5000	5000	5110	4930	102	99	60-140	4	30	
Trichloroethene	ug/L	ND	5000	5000	5100	5200	102	104	60-140	2	30	
Trichlorofluoromethane	ug/L	ND	5000	5000	4400	4750	88	95	60-140	8	30	
Vinyl chloride	ug/L	ND	5000	5000	5140	5230	103	105	60-140	2	30	
1,2-Dichloroethane-d4 (S)	%						99	105	70-130			
4-Bromofluorobenzene (S)	%						98	101	70-130			
Toluene-d8 (S)	%						100	100	70-130			

Results presented on this page are in the units indicated by the "Units" column except where an alternate unit is presented to the right of the result.

REPORT OF LABORATORY ANALYSIS

This report shall not be reproduced, except in full,
without the written consent of Pace Analytical Services, LLC.

Pace Analytical Services, LLC
9800 Kincey Ave. Suite 100
Huntersville, NC 28078
(704)875-9092

QUALIFIERS

Project: CPC Huntersville-60674226
Pace Project No.: 92585315

DEFINITIONS

DF - Dilution Factor, if reported, represents the factor applied to the reported data due to dilution of the sample aliquot.

ND - Not Detected at or above adjusted reporting limit.

TNTC - Too Numerous To Count

J - Estimated concentration above the adjusted method detection limit and below the adjusted reporting limit.

MDL - Adjusted Method Detection Limit.

PQL - Practical Quantitation Limit.

RL - Reporting Limit - The lowest concentration value that meets project requirements for quantitative data with known precision and bias for a specific analyte in a specific matrix.

S - Surrogate

1,2-Diphenylhydrazine decomposes to and cannot be separated from Azobenzene using Method 8270. The result for each analyte is a combined concentration.

Consistent with EPA guidelines, unrounded data are displayed and have been used to calculate % recovery and RPD values.

LCS(D) - Laboratory Control Sample (Duplicate)

MS(D) - Matrix Spike (Duplicate)

DUP - Sample Duplicate

RPD - Relative Percent Difference

NC - Not Calculable.

SG - Silica Gel - Clean-Up

U - Indicates the compound was analyzed for, but not detected.

Acid preservation may not be appropriate for 2 Chloroethylvinyl ether.

A separate vial preserved to a pH of 4-5 is recommended in SW846 Chapter 4 for the analysis of Acrolein and Acrylonitrile by EPA Method 8260.

N-Nitrosodiphenylamine decomposes and cannot be separated from Diphenylamine using Method 8270. The result reported for each analyte is a combined concentration.

Reported results are not rounded until the final step prior to reporting. Therefore, calculated parameters that are typically reported as "Total" may vary slightly from the sum of the reported component parameters.

Pace Analytical is TNI accredited. Contact your Pace PM for the current list of accredited analytes.

TNI - The NELAC Institute.

ANALYTE QUALIFIERS

IH	This analyte exceeded secondary source verification criteria high for the initial calibration. The reported results should be considered an estimated value.
L1	Analyte recovery in the laboratory control sample (LCS) was above QC limits. Results for this analyte in associated samples may be biased high.
M1	Matrix spike recovery exceeded QC limits. Batch accepted based on laboratory control sample (LCS) recovery.
N2	The lab does not hold NELAC/TNI accreditation for this parameter but other accreditations/certifications may apply. A complete list of accreditations/certifications is available upon request.
R1	RPD value was outside control limits.

This report shall not be reproduced, except in full,
without the written consent of Pace Analytical Services, LLC.

Pace Analytical Services, LLC
9800 Kincey Ave. Suite 100
Huntersville, NC 28078
(704)875-9092

QUALITY CONTROL DATA CROSS REFERENCE TABLE

Project: CPC Huntersville-60674226
Pace Project No.: 92585315

Lab ID	Sample ID	QC Batch Method	QC Batch	Analytical Method	Analytical Batch
92585315001	**MW-66**	MADEP VPH	675937		
92585315002	**MW-67**	MADEP VPH	675937		
92585315003	**MW-68**	MADEP VPH	675937		
92585315004	**FB-2-0220131**	MADEP VPH	675937		
92585315005	**MW-42**	MADEP VPH	675937		
92585315006	**EB-2-20220131**	MADEP VPH	675937		
92585315001	**MW-66**	EPA 3010A	675153	EPA 6010D	675229
92585315002	**MW-67**	EPA 3010A	675138	EPA 6010D	675231
92585315003	**MW-68**	EPA 3010A	675138	EPA 6010D	675231
92585315005	**MW-42**	EPA 3010A	675153	EPA 6010D	675229
92585315006	**EB-2-20220131**	EPA 3010A	675153	EPA 6010D	675229
92585315001	**MW-66**	SM 6200B	675664		
92585315002	**MW-67**	SM 6200B	675139		
92585315003	**MW-68**	SM 6200B	675139		
92585315004	**FB-2-0220131**	SM 6200B	675176		
92585315005	**MW-42**	SM 6200B	675176		
92585315006	**EB-2-20220131**	SM 6200B	675176		
92585315007	**TRIP BLANK**	SM 6200B	675176		

This report shall not be reproduced, except in full,
without the written consent of Pace Analytical Services, LLC.

Pace Analytical®	Document Name: Sample Condition Upon Receipt (SCUR)	Document Revised: November 15, 2021 Page 1 of 2
	Document No.: F-CAR-CS-033-Rev.08	Issuing Authority: Pace Carolinas Quality Office

Laboratory receiving samples:
Asheville ☐ Eden ☐ Greenwood ☐ Huntersville ☑ Raleigh ☐ Mechanicsville ☐ Atlanta ☐ Kernersville ☐

Sample Condition Upon Receipt

Client Name: AECom

Project #: WO# : 92585315

92585315

Courier: ☐ Commercial ☐ Fed Ex ☐ Pace ☐ UPS ☐ USPS ☐ Other:____ ☑ Client

Custody Seal Present? ☐ Yes ☑ No **Seals Intact?** ☐ Yes ☐ No

Date/Initials Person Examining Contents: JD 1/31/21

Packing Material: ☐ Bubble Wrap ☐ Bubble Bags ☐ None ☐ Other

Biological Tissue Frozen? ☐ Yes ☐ No ☑ N/A

Thermometer: ☑ IR Gun ID: 92T064

Type of Ice: ☑ Wet ☐ Blue ☐ None

Cooler Temp: 2.1 **Correction Factor:** Add/Subtract (°C) 0

Cooler Temp Corrected (°C): 2.1

Temp should be above freezing to 6°C
☐ Samples out of temp criteria. Samples on ice, cooling process has begun

USDA Regulated Soil (☑ N/A, water sample)
Did samples originate in a quarantine zone within the United States: CA, NY, or SC (check maps)? ☐ Yes ☐ No

Did samples originate from a foreign source (internationally, including Hawaii and Puerto Rico)? ☐ Yes ☐ No

				Comments/Discrepancy:
Chain of Custody Present?	☑ Yes	☐ No	☐ N/A	1.
Samples Arrived within Hold Time?	☑ Yes	☐ No	☐ N/A	2.
Short Hold Time Analysis (<72 hr.)?	☐ Yes	☑ No	☐ N/A	3.
Rush Turn Around Time Requested?	☑ Yes	☐ No	☐ N/A	4.
Sufficient Volume?	☑ Yes	☐ No	☐ N/A	5.
Correct Containers Used?	☑ Yes	☐ No	☐ N/A	6.
-Pace Containers Used?	☑ Yes	☐ No	☐ N/A	
Containers Intact?	☑ Yes	☐ No	☐ N/A	7.
Dissolved analysis: Samples Field Filtered?	☐ Yes	☑ No	☑ N/A	8. JD 1/31/22
Sample Labels Match COC?	☑ Yes	☐ No	☐ N/A	9.
-Includes Date/Time/ID/Analysis Matrix: W				
Headspace in VOA Vials (>5-6mm)?	☐ Yes	☑ No	☐ N/A	10.
Trip Blank Present?	☑ Yes	☐ No	☐ N/A	11.
Trip Blank Custody Seals Present?	☑ Yes	☐ No	☐ N/A	

COMMENTS/SAMPLE DISCREPANCY

Field Data Required? ☐ Yes ☐ No

Lot ID of split containers:

CLIENT NOTIFICATION/RESOLUTION

Person contacted: _____ Date/Time: _____

Project Manager SCURF Review: BV **Date:** 2/1/22

Project Manager SRF Review: BV **Date:** 2/1/22

***Check mark top half of box if pH and/or dechlorination is verified and within the acceptance range for preservation samples.**

Exceptions: VOA, Coliform, TOC, Oil and Grease, DRO/8015 (water) DOC, LLHg

****Bottom half of box is to list number of bottles**

Project # **WO# : 92585315**

PM: BV Due Date: 02/03/22

CLIENT: 92-AECOM CHA

Item#	BP4U-125 mL Plastic Unpreserved (N/A) (Cl-)	BP3U-250 mL Plastic Unpreserved (N/A)	BP2U-500 mL Plastic Unpreserved (N/A)	BP1U-1 liter Plastic Unpreserved (N/A)	BP4S-125 mL Plastic H2SO4 (pH < 2) (Cl-)	BP3N-250 mL plastic HNO3 (pH < 2)	BP4Z-125 mL Plastic ZN Acetate & NaOH (>9)	BP4B-125 mL Plastic NaOH (pH > 12) (Cl-)	WGFU-Wide-mouthed Glass jar Unpreserved	AG1U-1 liter Amber Unpreserved (N/A) (Cl-)	AG1H-1 liter Amber HCl (pH < 2)	AG3U-250 mL Amber Unpreserved (N/A) (Cl-)	AG1S-1 liter Amber H2SO4 (pH < 2)	AG3S-250 mL Amber H2SO4 (pH < 2)	AG3A(DG3A)-250 mL Amber NH4Cl (N/A)(Cl-)	DG9H-40 mL VOA HCl (N/A)	VG9T-40 mL VOA Na2S2O3 (N/A)	VG9U-40 mL VOA Unpreserved (N/A)	DG9P-40 mL VOA H3PO4 (N/A)	VOAK (3 vials per kit)-5035 kit (N/A)	V/GK(3 vials per kit)-VPH/Gas kit (N/A)	SP5T-125 mL Sterile Plastic (N/A – lab)	SP2T-250 mL Sterile Plastic (N/A – lab)		BP3A-250 mL Plastic (NH2)2SO4 (9.3-9.7)	AG0U-100 mL Amber Unpreserved vials (N/A)	VSGU-20 mL Scintillation vials (N/A)	DG9U-40 mL Amber Unpreserved vials (N/A)
1						1 ✓										7													
2						1 ✓										7													
3						1 ✓										7													
4																7													
5						1 ✓										7													
6						1 ✓										7													
7																2													
8																													
9																													
10																													
11																													
12																													

pH Adjustment Log for Preserved Samples

Sample ID	Type of Preservative	pH upon receipt	Date preservation adjusted	Time preservation adjusted	Amount of Preservative added	Lot #

Note: Whenever there is a discrepancy affecting North Carolina compliance samples, a copy of this form will be sent to the North Carolina DEHNR Certification Office (i.e. Out of hold, incorrect preservative, out of temp, incorrect containers.

Pace Analytical
WWW.PACELABS.COM

CHAIN-OF-CUSTODY / Analytical Request Document

The Chain-of-Custody is a LEGAL DOCUMENT. All relevant fields must be completed accurately.

Submitting a sample via this chain of custody constitutes acknowledgment and acceptance of the Pace Terms and Conditions found at https://info.pacelabs.com/hubfs/pas-standard-terms.pdf.

Section A — Required Client Information:

Company:	AECOM
Address:	6000 Fairview Road
	Suite 200, Charlotte, NC 28210
Email:	andrew.wreschnig@aecom.com
Phone:	(704)716-0757 Fax:
Requested Due Date:	3 Day TAT

Section B — Required Project Information:

Report To:	Andy Wreschnig
Copy To:	
Purchase Order #:	
Project Name:	CPC Huntersville-60639876
Project #:	

Section C — Invoice Information:

Attention:	
Company Name:	
Address:	
Pace Quote:	60639876
Pace Project Manager:	bonnie.vang@pacelabs.com,
Pace Profile #:	8458

Regulatory Agency: —

State / Location: NC

Requested Analysis Filtered (Y/N)

ITEM #	SAMPLE ID (One Character per box. (A-Z, 0-9 / , -) Sample Ids must be unique)	MATRIX CODE (see valid codes to left)	SAMPLE TYPE (G=GRAB C=COMP)	COLLECTED START DATE	COLLECTED START TIME	COLLECTED END DATE	COLLECTED END TIME	SAMPLE TEMP AT COLLECTION	# OF CONTAINERS	Preservatives: Unpreserved	H2SO4	HNO3	HCl	NaOH	Na2S2O3	Methanol	Other	Analyses Test Y/N	6200B	VPH	6010-Pb	n-butanol by 8015	Trip BLANK	DI Water	Residual Chlorine (Y/N)	92585315
1	MW-66	WT	G	1/31/22	1240				8			X	X						X	X	X					001
2	MW-67				1045							X	X						X	X	X					002
3	MW-68				1450							X	X						X	X	X					003
4	EB-2-20220131				0900							X	X						X	X	X					004
5	MW-42				1015							X	X						X	X	X					005
6	EB-2-20220131				1530				7				X						X	X						006
7	Trip Blank	—	—	—	—				2				X									X				007
8	~~FB-2-TB~~																									
9																										
10																										
11																										
12																										

MATRIX CODE: Drinking Water DW; Water WT; Waste Water WW; Product P; Soil/Solid SL; Oil OL; Wipe WP; Air AR; Other OT; Tissue TS

ADDITIONAL COMMENTS	RELINQUISHED BY / AFFILIATION	DATE	TIME	ACCEPTED BY / AFFILIATION	DATE	TIME	SAMPLE CONDITIONS			
	E Rd/AECOM	1/31/21	1621	JB Pace HVL	1/31/22	1641	2.1	Y	N	Y
							TEMP in C	Received on Ice (Y/N)	Custody Sealed Cooler (Y/N)	Samples Intact (Y/N)

SAMPLER NAME AND SIGNATURE

PRINT Name of SAMPLER: Erik Riegel

SIGNATURE of SAMPLER: [signature]

DATE Signed: 1/31/22

Pace Analytical Services, LLC
9800 Kincey Ave. Suite 100
Huntersville, NC 28078
(704)875-9092

February 03, 2022

Andrew Wreschnig
AECOM
6000 Fairview Road
Suite 200
Charlotte, NC 28210

RE: Project: CPC HUNTERSVILLE-60639876
Pace Project No.: 92585316

Dear Andrew Wreschnig:

Enclosed are the analytical results for sample(s) received by the laboratory on January 31, 2022. The results relate only to the samples included in this report. Results reported herein conform to the applicable TNI/NELAC Standards and the laboratory's Quality Manual, where applicable, unless otherwise noted in the body of the report.

The test results provided in this final report were generated by each of the following laboratories within the Pace Network:

- Pace Analytical Services - Asheville
- Pace Analytical Services - Charlotte

If you have any questions concerning this report, please feel free to contact me.

Sincerely,

Bonnie Vang
bonnie.vang@pacelabs.com
(704)875-9092
Project Manager

Enclosures

cc: Teresa Amentt Jennings, AECOM
Jeff Morrison, Colonial Pipeline Company

This report shall not be reproduced, except in full,
without the written consent of Pace Analytical Services, LLC.

Pace Analytical Services, LLC
9800 Kincey Ave. Suite 100
Huntersville, NC 28078
(704)875-9092

CERTIFICATIONS

Project: CPC HUNTERSVILLE-60639876
Pace Project No.: 92585316

Pace Analytical Services Charlotte

South Carolina Laboratory ID: 99006
9800 Kincey Ave. Ste 100, Huntersville, NC 28078
North Carolina Drinking Water Certification #: 37706
North Carolina Field Services Certification #: 5342
North Carolina Wastewater Certification #: 12
South Carolina Laboratory ID: 99006
South Carolina Certification #: 99006001
South Carolina Drinking Water Cert. #: 99006003
Florida/NELAP Certification #: E87627
Kentucky UST Certification #: 84
Louisiana DoH Drinking Water #: LA029
Virginia/VELAP Certification #: 460221

Pace Analytical Services Asheville

2225 Riverside Drive, Asheville, NC 28804
Florida/NELAP Certification #: E87648
North Carolina Drinking Water Certification #: 37712
North Carolina Wastewater Certification #: 40
South Carolina Laboratory ID: 99030
South Carolina Certification #: 99030001
Virginia/VELAP Certification #: 460222

This report shall not be reproduced, except in full,
without the written consent of Pace Analytical Services, LLC.

Pace Analytical Services, LLC
9800 Kincey Ave. Suite 100
Huntersville, NC 28078
(704)875-9092

SAMPLE SUMMARY

Project: CPC HUNTERSVILLE-60639876
Pace Project No.: 92585316

Lab ID	Sample ID	Matrix	Date Collected	Date Received
92585316001	**MW-51**	Water	01/31/22 16:15	01/31/22 16:41
92585316002	**MW-14**	Water	01/31/22 15:15	01/31/22 16:41
92585316003	**MW-45**	Water	01/31/22 11:25	01/31/22 16:41
92585316004	**MW-14D**	Water	01/31/22 14:00	01/31/22 16:41
92585316005	**MW-13**	Water	01/31/22 13:10	01/31/22 16:41
92585316006	**MW-50**	Water	01/31/22 14:50	01/31/22 16:41
92585316007	**DUP-2-20220131**	Water	01/31/22 00:00	01/31/22 16:41
92585316008	**FB-1-20220131**	Water	01/31/22 13:51	01/31/22 16:41
92585316009	**EB-1-20220131**	Water	01/31/22 15:15	01/31/22 16:41
92585316010	**TRIP BLANK**	Water	01/31/22 00:00	01/31/22 16:41

REPORT OF LABORATORY ANALYSIS

This report shall not be reproduced, except in full,
without the written consent of Pace Analytical Services, LLC.

Pace Analytical Services, LLC
9800 Kincey Ave. Suite 100
Huntersville, NC 28078
(704)875-9092

SAMPLE ANALYTE COUNT

Project: CPC HUNTERSVILLE-60639876
Pace Project No.: 92585316

Lab ID	Sample ID	Method	Analysts	Analytes Reported	Laboratory
92585316001	**MW-51**	MADEP VPH	MAD	6	PASI-C
		EPA 6010D	CBV	1	PASI-A
		SM 6200B	SAS	63	PASI-C
92585316002	**MW-14**	MADEP VPH	MAD	6	PASI-C
		EPA 6010D	CBV	1	PASI-A
		SM 6200B	SAS	63	PASI-C
92585316003	**MW-45**	MADEP VPH	MAD	6	PASI-C
		EPA 6010D	CBV	1	PASI-A
		SM 6200B	SAS	63	PASI-C
92585316004	**MW-14D**	MADEP VPH	MAD	6	PASI-C
		EPA 6010D	CBV	1	PASI-A
		SM 6200B	SAS	63	PASI-C
92585316005	**MW-13**	MADEP VPH	MAD	6	PASI-C
		EPA 6010D	CBV	1	PASI-A
		SM 6200B	SAS	63	PASI-C
92585316006	**MW-50**	MADEP VPH	MAD	6	PASI-C
		EPA 6010D	CBV	1	PASI-A
		SM 6200B	BSH	63	PASI-C
92585316007	**DUP-2-20220131**	MADEP VPH	MAD	6	PASI-C
		EPA 6010D	CBV	1	PASI-A
		SM 6200B	BSH	63	PASI-C
92585316008	**FB-1-20220131**	MADEP VPH	MAD	6	PASI-C
		EPA 6010D	CBV	1	PASI-A
		SM 6200B	BSH	63	PASI-C
92585316009	**EB-1-20220131**	MADEP VPH	MAD	6	PASI-C
		SM 6200B	BSH	63	PASI-C
92585316010	**TRIP BLANK**	SM 6200B	BSH	63	PASI-C

PASI-A = Pace Analytical Services - Asheville
PASI-C = Pace Analytical Services - Charlotte

REPORT OF LABORATORY ANALYSIS

This report shall not be reproduced, except in full,
without the written consent of Pace Analytical Services, LLC.

Pace Analytical Services, LLC
9800 Kincey Ave. Suite 100
Huntersville, NC 28078
(704)875-9092

PROJECT NARRATIVE

Project: CPC HUNTERSVILLE-60639876
Pace Project No.: 92585316

Method: **MADEP VPH**
Description: VPH NC Water
Client: AECOM, Charlotte
Date: February 03, 2022

General Information:
9 samples were analyzed for MADEP VPH by Pace Analytical Services Charlotte. All samples were received in acceptable condition with any exceptions noted below or on the chain-of custody and/or the sample condition upon receipt form (SCUR) attached at the end of this report.

Hold Time:
The samples were analyzed within the method required hold times with any exceptions noted below.

Initial Calibrations (including MS Tune as applicable):
All criteria were within method requirements with any exceptions noted below.

Continuing Calibration:
All criteria were within method requirements with any exceptions noted below.

Surrogates:
All surrogates were within QC limits with any exceptions noted below.

Method Blank:
All analytes were below the report limit in the method blank, where applicable, with any exceptions noted below.

Laboratory Control Spike:
All laboratory control spike compounds were within QC limits with any exceptions noted below.

QC Batch: 675349

L1: Analyte recovery in the laboratory control sample (LCS) was above QC limits. Results for this analyte in associated samples may be biased high.

- LCS (Lab ID: 3534775)
  - Aliphatic (C05-C08)
- LCSD (Lab ID: 3534776)
  - Aliphatic (C05-C08)

Matrix Spikes:
All percent recoveries and relative percent differences (RPDs) were within acceptance criteria with any exceptions noted below.

Additional Comments:

REPORT OF LABORATORY ANALYSIS

This report shall not be reproduced, except in full,
without the written consent of Pace Analytical Services, LLC.

Pace Analytical Services, LLC
9800 Kincey Ave. Suite 100
Huntersville, NC 28078
(704)875-9092

PROJECT NARRATIVE

Project: CPC HUNTERSVILLE-60639876
Pace Project No.: 92585316

Method: **EPA 6010D**
Description: 6010 MET ICP
Client: AECOM, Charlotte
Date: February 03, 2022

General Information:
8 samples were analyzed for EPA 6010D by Pace Analytical Services Asheville. All samples were received in acceptable condition with any exceptions noted below or on the chain-of custody and/or the sample condition upon receipt form (SCUR) attached at the end of this report.

Hold Time:
The samples were analyzed within the method required hold times with any exceptions noted below.

Sample Preparation:
The samples were prepared in accordance with EPA 3010A with any exceptions noted below.

Initial Calibrations (including MS Tune as applicable):
All criteria were within method requirements with any exceptions noted below.

Continuing Calibration:
All criteria were within method requirements with any exceptions noted below.

Method Blank:
All analytes were below the report limit in the method blank, where applicable, with any exceptions noted below.

Laboratory Control Spike:
All laboratory control spike compounds were within QC limits with any exceptions noted below.

Matrix Spikes:
All percent recoveries and relative percent differences (RPDs) were within acceptance criteria with any exceptions noted below.

Additional Comments:

This report shall not be reproduced, except in full,
without the written consent of Pace Analytical Services, LLC.

Pace Analytical Services, LLC
9800 Kincey Ave. Suite 100
Huntersville, NC 28078
(704)875-9092

PROJECT NARRATIVE

Project: CPC HUNTERSVILLE-60639876
Pace Project No.: 92585316

Method: **SM 6200B**
Description: 6200B MSV
Client: AECOM, Charlotte
Date: February 03, 2022

General Information:
10 samples were analyzed for SM 6200B by Pace Analytical Services Charlotte. All samples were received in acceptable condition with any exceptions noted below or on the chain-of custody and/or the sample condition upon receipt form (SCUR) attached at the end of this report.

Hold Time:
The samples were analyzed within the method required hold times with any exceptions noted below.

Initial Calibrations (including MS Tune as applicable):
All criteria were within method requirements with any exceptions noted below.

Continuing Calibration:
All criteria were within method requirements with any exceptions noted below.

Internal Standards:
All internal standards were within QC limits with any exceptions noted below.

Surrogates:
All surrogates were within QC limits with any exceptions noted below.

Method Blank:
All analytes were below the report limit in the method blank, where applicable, with any exceptions noted below.

Laboratory Control Spike:
All laboratory control spike compounds were within QC limits with any exceptions noted below.

QC Batch: 675139

L1: Analyte recovery in the laboratory control sample (LCS) was above QC limits. Results for this analyte in associated samples may be biased high.

- LCS (Lab ID: 3533701)
  - Bromomethane

Matrix Spikes:
All percent recoveries and relative percent differences (RPDs) were within acceptance criteria with any exceptions noted below.

Additional Comments:

This data package has been reviewed for quality and completeness and is approved for release.

This report shall not be reproduced, except in full,
without the written consent of Pace Analytical Services, LLC.

Pace Analytical Services, LLC
9800 Kincey Ave. Suite 100
Huntersville, NC 28078
(704)875-9092

ANALYTICAL RESULTS

Project: CPC HUNTERSVILLE-60639876
Pace Project No.: 92585316

Sample: MW-51 **Lab ID: 92585316001** Collected: 01/31/22 16:15 Received: 01/31/22 16:41 Matrix: Water

Parameters	Results	Units	Report Limit	MDL	DF	Prepared	Analyzed	CAS No.	Qual
VPH NC Water	Analytical Method: MADEP VPH Pace Analytical Services - Charlotte								
Total VPH (C5-C12)	ND	ug/L	50.0	50.0	1		02/02/22 01:34		N2
Aliphatic (C05-C08)	ND	ug/L	50.0	50.0	1		02/02/22 01:34		L1,N2
Aliphatic(C09-C12) Adjusted	ND	ug/L	50.0	50.0	1		02/02/22 01:34		N2
Aromatic (C09-C10)	ND	ug/L	50.0	50.0	1		02/02/22 01:34		N2
Surrogates									
4-Bromofluorobenzene (FID) (S)	95	%	70-130		1		02/02/22 01:34	460-00-4	
4-Bromofluorobenzene (PID) (S)	96	%	70-130		1		02/02/22 01:34	460-00-4	
6010 MET ICP	Analytical Method: EPA 6010D Preparation Method: EPA 3010A Pace Analytical Services - Asheville								
Lead	ND	ug/L	5.0	4.5	1	02/01/22 12:04	02/02/22 12:24	7439-92-1	
6200B MSV	Analytical Method: SM 6200B Pace Analytical Services - Charlotte								
Benzene	ND	ug/L	0.50	0.34	1		02/01/22 17:47	71-43-2	
Bromobenzene	ND	ug/L	0.50	0.29	1		02/01/22 17:47	108-86-1	
Bromochloromethane	ND	ug/L	0.50	0.47	1		02/01/22 17:47	74-97-5	
Bromodichloromethane	ND	ug/L	0.50	0.31	1		02/01/22 17:47	75-27-4	
Bromoform	ND	ug/L	0.50	0.34	1		02/01/22 17:47	75-25-2	
Bromomethane	ND	ug/L	5.0	1.7	1		02/01/22 17:47	74-83-9	IH,L1
n-Butylbenzene	ND	ug/L	0.50	0.49	1		02/01/22 17:47	104-51-8	
sec-Butylbenzene	ND	ug/L	0.50	0.40	1		02/01/22 17:47	135-98-8	
tert-Butylbenzene	ND	ug/L	0.50	0.32	1		02/01/22 17:47	98-06-6	
Carbon tetrachloride	ND	ug/L	0.50	0.33	1		02/01/22 17:47	56-23-5	
Chlorobenzene	ND	ug/L	0.50	0.28	1		02/01/22 17:47	108-90-7	
Chloroethane	ND	ug/L	1.0	0.65	1		02/01/22 17:47	75-00-3	
Chloroform	ND	ug/L	0.50	0.35	1		02/01/22 17:47	67-66-3	
Chloromethane	ND	ug/L	1.0	0.54	1		02/01/22 17:47	74-87-3	
2-Chlorotoluene	ND	ug/L	0.50	0.32	1		02/01/22 17:47	95-49-8	
4-Chlorotoluene	ND	ug/L	0.50	0.32	1		02/01/22 17:47	106-43-4	
1,2-Dibromo-3-chloropropane	ND	ug/L	1.0	0.34	1		02/01/22 17:47	96-12-8	
Dibromochloromethane	ND	ug/L	0.50	0.36	1		02/01/22 17:47	124-48-1	
1,2-Dibromoethane (EDB)	ND	ug/L	0.50	0.27	1		02/01/22 17:47	106-93-4	
Dibromomethane	ND	ug/L	0.50	0.39	1		02/01/22 17:47	74-95-3	
1,2-Dichlorobenzene	ND	ug/L	0.50	0.34	1		02/01/22 17:47	95-50-1	
1,3-Dichlorobenzene	ND	ug/L	0.50	0.34	1		02/01/22 17:47	541-73-1	
1,4-Dichlorobenzene	ND	ug/L	0.50	0.33	1		02/01/22 17:47	106-46-7	
Dichlorodifluoromethane	ND	ug/L	0.50	0.35	1		02/01/22 17:47	75-71-8	
1,1-Dichloroethane	ND	ug/L	0.50	0.37	1		02/01/22 17:47	75-34-3	
1,2-Dichloroethane	ND	ug/L	0.50	0.32	1		02/01/22 17:47	107-06-2	
1,1-Dichloroethene	ND	ug/L	0.50	0.35	1		02/01/22 17:47	75-35-4	
cis-1,2-Dichloroethene	ND	ug/L	0.50	0.38	1		02/01/22 17:47	156-59-2	
trans-1,2-Dichloroethene	ND	ug/L	0.50	0.40	1		02/01/22 17:47	156-60-5	
1,2-Dichloropropane	ND	ug/L	0.50	0.36	1		02/01/22 17:47	78-87-5	
1,3-Dichloropropane	ND	ug/L	0.50	0.28	1		02/01/22 17:47	142-28-9	

REPORT OF LABORATORY ANALYSIS

This report shall not be reproduced, except in full,
without the written consent of Pace Analytical Services, LLC.

Pace Analytical Services, LLC
9800 Kincey Ave. Suite 100
Huntersville, NC 28078
(704)875-9092

ANALYTICAL RESULTS

Project: CPC HUNTERSVILLE-60639876
Pace Project No.: 92585316

Sample: MW-51 **Lab ID: 92585316001** Collected: 01/31/22 16:15 Received: 01/31/22 16:41 Matrix: Water

Parameters	Results	Units	Report Limit	MDL	DF	Prepared	Analyzed	CAS No.	Qual
6200B MSV	Analytical Method: SM 6200B Pace Analytical Services - Charlotte								
2,2-Dichloropropane	ND	ug/L	0.50	0.39	1		02/01/22 17:47	594-20-7	
1,1-Dichloropropene	ND	ug/L	0.50	0.43	1		02/01/22 17:47	563-58-6	
cis-1,3-Dichloropropene	ND	ug/L	0.50	0.36	1		02/01/22 17:47	10061-01-5	
trans-1,3-Dichloropropene	ND	ug/L	0.50	0.36	1		02/01/22 17:47	10061-02-6	
Diisopropyl ether	ND	ug/L	0.50	0.31	1		02/01/22 17:47	108-20-3	
Ethylbenzene	ND	ug/L	0.50	0.30	1		02/01/22 17:47	100-41-4	
Hexachloro-1,3-butadiene	ND	ug/L	2.0	1.5	1		02/01/22 17:47	87-68-3	
Isopropylbenzene (Cumene)	ND	ug/L	0.50	0.33	1		02/01/22 17:47	98-82-8	
Methylene Chloride	ND	ug/L	2.0	2.0	1		02/01/22 17:47	75-09-2	
Methyl-tert-butyl ether	ND	ug/L	0.50	0.42	1		02/01/22 17:47	1634-04-4	
Naphthalene	ND	ug/L	2.0	0.64	1		02/01/22 17:47	91-20-3	
n-Propylbenzene	ND	ug/L	0.50	0.34	1		02/01/22 17:47	103-65-1	
Styrene	ND	ug/L	0.50	0.29	1		02/01/22 17:47	100-42-5	
1,1,1,2-Tetrachloroethane	ND	ug/L	0.50	0.31	1		02/01/22 17:47	630-20-6	
1,1,2,2-Tetrachloroethane	ND	ug/L	0.50	0.22	1		02/01/22 17:47	79-34-5	
Tetrachloroethene	ND	ug/L	0.50	0.29	1		02/01/22 17:47	127-18-4	
Toluene	ND	ug/L	0.50	0.48	1		02/01/22 17:47	108-88-3	
1,2,3-Trichlorobenzene	ND	ug/L	2.0	0.81	1		02/01/22 17:47	87-61-6	
1,2,4-Trichlorobenzene	ND	ug/L	2.0	0.64	1		02/01/22 17:47	120-82-1	
1,1,1-Trichloroethane	ND	ug/L	0.50	0.33	1		02/01/22 17:47	71-55-6	
1,1,2-Trichloroethane	ND	ug/L	0.50	0.32	1		02/01/22 17:47	79-00-5	
Trichloroethene	ND	ug/L	0.50	0.38	1		02/01/22 17:47	79-01-6	
Trichlorofluoromethane	ND	ug/L	1.0	0.30	1		02/01/22 17:47	75-69-4	
1,2,3-Trichloropropane	ND	ug/L	0.50	0.26	1		02/01/22 17:47	96-18-4	
1,2,4-Trimethylbenzene	ND	ug/L	0.50	0.50	1		02/01/22 17:47	95-63-6	
1,3,5-Trimethylbenzene	ND	ug/L	0.50	0.33	1		02/01/22 17:47	108-67-8	
Vinyl chloride	ND	ug/L	1.0	0.39	1		02/01/22 17:47	75-01-4	
m&p-Xylene	ND	ug/L	1.0	0.71	1		02/01/22 17:47	179601-23-1	
o-Xylene	ND	ug/L	0.50	0.34	1		02/01/22 17:47	95-47-6	
Surrogates									
1,2-Dichloroethane-d4 (S)	101	%	70-130		1		02/01/22 17:47	17060-07-0	
4-Bromofluorobenzene (S)	98	%	70-130		1		02/01/22 17:47	460-00-4	
Toluene-d8 (S)	100	%	70-130		1		02/01/22 17:47	2037-26-5	

REPORT OF LABORATORY ANALYSIS

This report shall not be reproduced, except in full,
without the written consent of Pace Analytical Services, LLC.

Pace Analytical Services, LLC
9800 Kincey Ave. Suite 100
Huntersville, NC 28078
(704)875-9092

ANALYTICAL RESULTS

Project: CPC HUNTERSVILLE-60639876
Pace Project No.: 92585316

Sample: MW-14 **Lab ID: 92585316002** Collected: 01/31/22 15:15 Received: 01/31/22 16:41 Matrix: Water

Parameters	Results	Units	Report Limit	MDL	DF	Prepared	Analyzed	CAS No.	Qual
VPH NC Water	Analytical Method: MADEP VPH Pace Analytical Services - Charlotte								
Total VPH (C5-C12)	ND	ug/L	50.0	50.0	1		02/02/22 02:03		N2
Aliphatic (C05-C08)	ND	ug/L	50.0	50.0	1		02/02/22 02:03		L1,N2
Aliphatic(C09-C12) Adjusted	ND	ug/L	50.0	50.0	1		02/02/22 02:03		N2
Aromatic (C09-C10)	ND	ug/L	50.0	50.0	1		02/02/22 02:03		N2
Surrogates									
4-Bromofluorobenzene (FID) (S)	97	%	70-130		1		02/02/22 02:03	460-00-4	
4-Bromofluorobenzene (PID) (S)	97	%	70-130		1		02/02/22 02:03	460-00-4	
6010 MET ICP	Analytical Method: EPA 6010D Preparation Method: EPA 3010A Pace Analytical Services - Asheville								
Lead	ND	ug/L	5.0	4.5	1	02/01/22 12:04	02/02/22 12:28	7439-92-1	
6200B MSV	Analytical Method: SM 6200B Pace Analytical Services - Charlotte								
Benzene	ND	ug/L	0.50	0.34	1		02/01/22 18:05	71-43-2	
Bromobenzene	ND	ug/L	0.50	0.29	1		02/01/22 18:05	108-86-1	
Bromochloromethane	ND	ug/L	0.50	0.47	1		02/01/22 18:05	74-97-5	
Bromodichloromethane	ND	ug/L	0.50	0.31	1		02/01/22 18:05	75-27-4	
Bromoform	ND	ug/L	0.50	0.34	1		02/01/22 18:05	75-25-2	
Bromomethane	ND	ug/L	5.0	1.7	1		02/01/22 18:05	74-83-9	IH,L1
n-Butylbenzene	ND	ug/L	0.50	0.49	1		02/01/22 18:05	104-51-8	
sec-Butylbenzene	ND	ug/L	0.50	0.40	1		02/01/22 18:05	135-98-8	
tert-Butylbenzene	ND	ug/L	0.50	0.32	1		02/01/22 18:05	98-06-6	
Carbon tetrachloride	ND	ug/L	0.50	0.33	1		02/01/22 18:05	56-23-5	
Chlorobenzene	ND	ug/L	0.50	0.28	1		02/01/22 18:05	108-90-7	
Chloroethane	ND	ug/L	1.0	0.65	1		02/01/22 18:05	75-00-3	
Chloroform	ND	ug/L	0.50	0.35	1		02/01/22 18:05	67-66-3	
Chloromethane	ND	ug/L	1.0	0.54	1		02/01/22 18:05	74-87-3	
2-Chlorotoluene	ND	ug/L	0.50	0.32	1		02/01/22 18:05	95-49-8	
4-Chlorotoluene	ND	ug/L	0.50	0.32	1		02/01/22 18:05	106-43-4	
1,2-Dibromo-3-chloropropane	ND	ug/L	1.0	0.34	1		02/01/22 18:05	96-12-8	
Dibromochloromethane	ND	ug/L	0.50	0.36	1		02/01/22 18:05	124-48-1	
1,2-Dibromoethane (EDB)	ND	ug/L	0.50	0.27	1		02/01/22 18:05	106-93-4	
Dibromomethane	ND	ug/L	0.50	0.39	1		02/01/22 18:05	74-95-3	
1,2-Dichlorobenzene	ND	ug/L	0.50	0.34	1		02/01/22 18:05	95-50-1	
1,3-Dichlorobenzene	ND	ug/L	0.50	0.34	1		02/01/22 18:05	541-73-1	
1,4-Dichlorobenzene	ND	ug/L	0.50	0.33	1		02/01/22 18:05	106-46-7	
Dichlorodifluoromethane	ND	ug/L	0.50	0.35	1		02/01/22 18:05	75-71-8	
1,1-Dichloroethane	ND	ug/L	0.50	0.37	1		02/01/22 18:05	75-34-3	
1,2-Dichloroethane	ND	ug/L	0.50	0.32	1		02/01/22 18:05	107-06-2	
1,1-Dichloroethene	ND	ug/L	0.50	0.35	1		02/01/22 18:05	75-35-4	
cis-1,2-Dichloroethene	ND	ug/L	0.50	0.38	1		02/01/22 18:05	156-59-2	
trans-1,2-Dichloroethene	ND	ug/L	0.50	0.40	1		02/01/22 18:05	156-60-5	
1,2-Dichloropropane	ND	ug/L	0.50	0.36	1		02/01/22 18:05	78-87-5	
1,3-Dichloropropane	ND	ug/L	0.50	0.28	1		02/01/22 18:05	142-28-9	

REPORT OF LABORATORY ANALYSIS

This report shall not be reproduced, except in full,
without the written consent of Pace Analytical Services, LLC.

Pace Analytical Services, LLC
9800 Kincey Ave. Suite 100
Huntersville, NC 28078
(704)875-9092

ANALYTICAL RESULTS

Project: CPC HUNTERSVILLE-60639876
Pace Project No.: 92585316

Sample: MW-14 **Lab ID: 92585316002** Collected: 01/31/22 15:15 Received: 01/31/22 16:41 Matrix: Water

Parameters	Results	Units	Report Limit	MDL	DF	Prepared	Analyzed	CAS No.	Qual
6200B MSV	Analytical Method: SM 6200B Pace Analytical Services - Charlotte								
2,2-Dichloropropane	ND	ug/L	0.50	0.39	1		02/01/22 18:05	594-20-7	
1,1-Dichloropropene	ND	ug/L	0.50	0.43	1		02/01/22 18:05	563-58-6	
cis-1,3-Dichloropropene	ND	ug/L	0.50	0.36	1		02/01/22 18:05	10061-01-5	
trans-1,3-Dichloropropene	ND	ug/L	0.50	0.36	1		02/01/22 18:05	10061-02-6	
Diisopropyl ether	ND	ug/L	0.50	0.31	1		02/01/22 18:05	108-20-3	
Ethylbenzene	ND	ug/L	0.50	0.30	1		02/01/22 18:05	100-41-4	
Hexachloro-1,3-butadiene	ND	ug/L	2.0	1.5	1		02/01/22 18:05	87-68-3	
Isopropylbenzene (Cumene)	ND	ug/L	0.50	0.33	1		02/01/22 18:05	98-82-8	
Methylene Chloride	ND	ug/L	2.0	2.0	1		02/01/22 18:05	75-09-2	
Methyl-tert-butyl ether	ND	ug/L	0.50	0.42	1		02/01/22 18:05	1634-04-4	
Naphthalene	ND	ug/L	2.0	0.64	1		02/01/22 18:05	91-20-3	
n-Propylbenzene	ND	ug/L	0.50	0.34	1		02/01/22 18:05	103-65-1	
Styrene	ND	ug/L	0.50	0.29	1		02/01/22 18:05	100-42-5	
1,1,1,2-Tetrachloroethane	ND	ug/L	0.50	0.31	1		02/01/22 18:05	630-20-6	
1,1,2,2-Tetrachloroethane	ND	ug/L	0.50	0.22	1		02/01/22 18:05	79-34-5	
Tetrachloroethene	ND	ug/L	0.50	0.29	1		02/01/22 18:05	127-18-4	
Toluene	ND	ug/L	0.50	0.48	1		02/01/22 18:05	108-88-3	
1,2,3-Trichlorobenzene	ND	ug/L	2.0	0.81	1		02/01/22 18:05	87-61-6	
1,2,4-Trichlorobenzene	ND	ug/L	2.0	0.64	1		02/01/22 18:05	120-82-1	
1,1,1-Trichloroethane	ND	ug/L	0.50	0.33	1		02/01/22 18:05	71-55-6	
1,1,2-Trichloroethane	ND	ug/L	0.50	0.32	1		02/01/22 18:05	79-00-5	
Trichloroethene	ND	ug/L	0.50	0.38	1		02/01/22 18:05	79-01-6	
Trichlorofluoromethane	ND	ug/L	1.0	0.30	1		02/01/22 18:05	75-69-4	
1,2,3-Trichloropropane	ND	ug/L	0.50	0.26	1		02/01/22 18:05	96-18-4	
1,2,4-Trimethylbenzene	ND	ug/L	0.50	0.50	1		02/01/22 18:05	95-63-6	
1,3,5-Trimethylbenzene	ND	ug/L	0.50	0.33	1		02/01/22 18:05	108-67-8	
Vinyl chloride	ND	ug/L	1.0	0.39	1		02/01/22 18:05	75-01-4	
m&p-Xylene	ND	ug/L	1.0	0.71	1		02/01/22 18:05	179601-23-1	
o-Xylene	ND	ug/L	0.50	0.34	1		02/01/22 18:05	95-47-6	
Surrogates									
1,2-Dichloroethane-d4 (S)	108	%	70-130		1		02/01/22 18:05	17060-07-0	
4-Bromofluorobenzene (S)	97	%	70-130		1		02/01/22 18:05	460-00-4	
Toluene-d8 (S)	99	%	70-130		1		02/01/22 18:05	2037-26-5	

REPORT OF LABORATORY ANALYSIS

This report shall not be reproduced, except in full,
without the written consent of Pace Analytical Services, LLC.

Pace Analytical Services, LLC
9800 Kincey Ave. Suite 100
Huntersville, NC 28078
(704)875-9092

ANALYTICAL RESULTS

Project: CPC HUNTERSVILLE-60639876
Pace Project No.: 92585316

Sample: MW-45 **Lab ID: 92585316003** Collected: 01/31/22 11:25 Received: 01/31/22 16:41 Matrix: Water

Parameters	Results	Units	Report Limit	MDL	DF	Prepared	Analyzed	CAS No.	Qual
VPH NC Water	Analytical Method: MADEP VPH Pace Analytical Services - Charlotte								
Total VPH (C5-C12)	ND	ug/L	50.0	50.0	1		02/02/22 02:31		N2
Aliphatic (C05-C08)	ND	ug/L	50.0	50.0	1		02/02/22 02:31		L1,N2
Aliphatic(C09-C12) Adjusted	ND	ug/L	50.0	50.0	1		02/02/22 02:31		N2
Aromatic (C09-C10)	ND	ug/L	50.0	50.0	1		02/02/22 02:31		N2
Surrogates									
4-Bromofluorobenzene (FID) (S)	98	%	70-130		1		02/02/22 02:31	460-00-4	
4-Bromofluorobenzene (PID) (S)	99	%	70-130		1		02/02/22 02:31	460-00-4	
6010 MET ICP	Analytical Method: EPA 6010D Preparation Method: EPA 3010A Pace Analytical Services - Asheville								
Lead	ND	ug/L	5.0	4.5	1	02/01/22 12:04	02/02/22 12:35	7439-92-1	
6200B MSV	Analytical Method: SM 6200B Pace Analytical Services - Charlotte								
Benzene	ND	ug/L	0.50	0.34	1		02/01/22 19:35	71-43-2	
Bromobenzene	ND	ug/L	0.50	0.29	1		02/01/22 19:35	108-86-1	
Bromochloromethane	ND	ug/L	0.50	0.47	1		02/01/22 19:35	74-97-5	
Bromodichloromethane	ND	ug/L	0.50	0.31	1		02/01/22 19:35	75-27-4	
Bromoform	ND	ug/L	0.50	0.34	1		02/01/22 19:35	75-25-2	
Bromomethane	ND	ug/L	5.0	1.7	1		02/01/22 19:35	74-83-9	IH,L1
n-Butylbenzene	ND	ug/L	0.50	0.49	1		02/01/22 19:35	104-51-8	
sec-Butylbenzene	ND	ug/L	0.50	0.40	1		02/01/22 19:35	135-98-8	
tert-Butylbenzene	ND	ug/L	0.50	0.32	1		02/01/22 19:35	98-06-6	
Carbon tetrachloride	ND	ug/L	0.50	0.33	1		02/01/22 19:35	56-23-5	
Chlorobenzene	ND	ug/L	0.50	0.28	1		02/01/22 19:35	108-90-7	
Chloroethane	ND	ug/L	1.0	0.65	1		02/01/22 19:35	75-00-3	
Chloroform	ND	ug/L	0.50	0.35	1		02/01/22 19:35	67-66-3	
Chloromethane	ND	ug/L	1.0	0.54	1		02/01/22 19:35	74-87-3	
2-Chlorotoluene	ND	ug/L	0.50	0.32	1		02/01/22 19:35	95-49-8	
4-Chlorotoluene	ND	ug/L	0.50	0.32	1		02/01/22 19:35	106-43-4	
1,2-Dibromo-3-chloropropane	ND	ug/L	1.0	0.34	1		02/01/22 19:35	96-12-8	
Dibromochloromethane	ND	ug/L	0.50	0.36	1		02/01/22 19:35	124-48-1	
1,2-Dibromoethane (EDB)	ND	ug/L	0.50	0.27	1		02/01/22 19:35	106-93-4	
Dibromomethane	ND	ug/L	0.50	0.39	1		02/01/22 19:35	74-95-3	
1,2-Dichlorobenzene	ND	ug/L	0.50	0.34	1		02/01/22 19:35	95-50-1	
1,3-Dichlorobenzene	ND	ug/L	0.50	0.34	1		02/01/22 19:35	541-73-1	
1,4-Dichlorobenzene	ND	ug/L	0.50	0.33	1		02/01/22 19:35	106-46-7	
Dichlorodifluoromethane	ND	ug/L	0.50	0.35	1		02/01/22 19:35	75-71-8	
1,1-Dichloroethane	ND	ug/L	0.50	0.37	1		02/01/22 19:35	75-34-3	
1,2-Dichloroethane	ND	ug/L	0.50	0.32	1		02/01/22 19:35	107-06-2	
1,1-Dichloroethene	ND	ug/L	0.50	0.35	1		02/01/22 19:35	75-35-4	
cis-1,2-Dichloroethene	ND	ug/L	0.50	0.38	1		02/01/22 19:35	156-59-2	
trans-1,2-Dichloroethene	ND	ug/L	0.50	0.40	1		02/01/22 19:35	156-60-5	
1,2-Dichloropropane	ND	ug/L	0.50	0.36	1		02/01/22 19:35	78-87-5	
1,3-Dichloropropane	ND	ug/L	0.50	0.28	1		02/01/22 19:35	142-28-9	

REPORT OF LABORATORY ANALYSIS

This report shall not be reproduced, except in full,
without the written consent of Pace Analytical Services, LLC.

Pace Analytical Services, LLC
9800 Kincey Ave. Suite 100
Huntersville, NC 28078
(704)875-9092

ANALYTICAL RESULTS

Project: CPC HUNTERSVILLE-60639876
Pace Project No.: 92585316

Sample: MW-45 **Lab ID: 92585316003** Collected: 01/31/22 11:25 Received: 01/31/22 16:41 Matrix: Water

Parameters	Results	Units	Report Limit	MDL	DF	Prepared	Analyzed	CAS No.	Qual
6200B MSV	Analytical Method: SM 6200B Pace Analytical Services - Charlotte								
2,2-Dichloropropane	ND	ug/L	0.50	0.39	1		02/01/22 19:35	594-20-7	
1,1-Dichloropropene	ND	ug/L	0.50	0.43	1		02/01/22 19:35	563-58-6	
cis-1,3-Dichloropropene	ND	ug/L	0.50	0.36	1		02/01/22 19:35	10061-01-5	
trans-1,3-Dichloropropene	ND	ug/L	0.50	0.36	1		02/01/22 19:35	10061-02-6	
Diisopropyl ether	ND	ug/L	0.50	0.31	1		02/01/22 19:35	108-20-3	
Ethylbenzene	ND	ug/L	0.50	0.30	1		02/01/22 19:35	100-41-4	
Hexachloro-1,3-butadiene	ND	ug/L	2.0	1.5	1		02/01/22 19:35	87-68-3	
Isopropylbenzene (Cumene)	ND	ug/L	0.50	0.33	1		02/01/22 19:35	98-82-8	
Methylene Chloride	ND	ug/L	2.0	2.0	1		02/01/22 19:35	75-09-2	
Methyl-tert-butyl ether	ND	ug/L	0.50	0.42	1		02/01/22 19:35	1634-04-4	
Naphthalene	ND	ug/L	2.0	0.64	1		02/01/22 19:35	91-20-3	
n-Propylbenzene	ND	ug/L	0.50	0.34	1		02/01/22 19:35	103-65-1	
Styrene	ND	ug/L	0.50	0.29	1		02/01/22 19:35	100-42-5	
1,1,1,2-Tetrachloroethane	ND	ug/L	0.50	0.31	1		02/01/22 19:35	630-20-6	
1,1,2,2-Tetrachloroethane	ND	ug/L	0.50	0.22	1		02/01/22 19:35	79-34-5	
Tetrachloroethene	ND	ug/L	0.50	0.29	1		02/01/22 19:35	127-18-4	
Toluene	ND	ug/L	0.50	0.48	1		02/01/22 19:35	108-88-3	
1,2,3-Trichlorobenzene	ND	ug/L	2.0	0.81	1		02/01/22 19:35	87-61-6	
1,2,4-Trichlorobenzene	ND	ug/L	2.0	0.64	1		02/01/22 19:35	120-82-1	
1,1,1-Trichloroethane	ND	ug/L	0.50	0.33	1		02/01/22 19:35	71-55-6	
1,1,2-Trichloroethane	ND	ug/L	0.50	0.32	1		02/01/22 19:35	79-00-5	
Trichloroethene	ND	ug/L	0.50	0.38	1		02/01/22 19:35	79-01-6	
Trichlorofluoromethane	ND	ug/L	1.0	0.30	1		02/01/22 19:35	75-69-4	
1,2,3-Trichloropropane	ND	ug/L	0.50	0.26	1		02/01/22 19:35	96-18-4	
1,2,4-Trimethylbenzene	ND	ug/L	0.50	0.50	1		02/01/22 19:35	95-63-6	
1,3,5-Trimethylbenzene	ND	ug/L	0.50	0.33	1		02/01/22 19:35	108-67-8	
Vinyl chloride	ND	ug/L	1.0	0.39	1		02/01/22 19:35	75-01-4	
m&p-Xylene	ND	ug/L	1.0	0.71	1		02/01/22 19:35	179601-23-1	
o-Xylene	ND	ug/L	0.50	0.34	1		02/01/22 19:35	95-47-6	
Surrogates									
1,2-Dichloroethane-d4 (S)	103	%	70-130		1		02/01/22 19:35	17060-07-0	
4-Bromofluorobenzene (S)	100	%	70-130		1		02/01/22 19:35	460-00-4	
Toluene-d8 (S)	100	%	70-130		1		02/01/22 19:35	2037-26-5	

REPORT OF LABORATORY ANALYSIS

This report shall not be reproduced, except in full,
without the written consent of Pace Analytical Services, LLC.

Pace Analytical Services, LLC
9800 Kincey Ave. Suite 100
Huntersville, NC 28078
(704)875-9092

ANALYTICAL RESULTS

Project: CPC HUNTERSVILLE-60639876
Pace Project No.: 92585316

Sample: MW-14D **Lab ID: 92585316004** Collected: 01/31/22 14:00 Received: 01/31/22 16:41 Matrix: Water

Parameters	Results	Units	Report Limit	MDL	DF	Prepared	Analyzed	CAS No.	Qual
VPH NC Water	Analytical Method: MADEP VPH Pace Analytical Services - Charlotte								
Total VPH (C5-C12)	ND	ug/L	50.0	50.0	1		02/02/22 03:00		N2
Aliphatic (C05-C08)	ND	ug/L	50.0	50.0	1		02/02/22 03:00		L1,N2
Aliphatic(C09-C12) Adjusted	ND	ug/L	50.0	50.0	1		02/02/22 03:00		N2
Aromatic (C09-C10)	ND	ug/L	50.0	50.0	1		02/02/22 03:00		N2
Surrogates									
4-Bromofluorobenzene (FID) (S)	96	%	70-130		1		02/02/22 03:00	460-00-4	
4-Bromofluorobenzene (PID) (S)	97	%	70-130		1		02/02/22 03:00	460-00-4	
6010 MET ICP	Analytical Method: EPA 6010D Preparation Method: EPA 3010A Pace Analytical Services - Asheville								
Lead	ND	ug/L	5.0	4.5	1	02/01/22 12:04	02/02/22 12:38	7439-92-1	
6200B MSV	Analytical Method: SM 6200B Pace Analytical Services - Charlotte								
Benzene	ND	ug/L	0.50	0.34	1		02/01/22 18:41	71-43-2	
Bromobenzene	ND	ug/L	0.50	0.29	1		02/01/22 18:41	108-86-1	
Bromochloromethane	ND	ug/L	0.50	0.47	1		02/01/22 18:41	74-97-5	
Bromodichloromethane	ND	ug/L	0.50	0.31	1		02/01/22 18:41	75-27-4	
Bromoform	ND	ug/L	0.50	0.34	1		02/01/22 18:41	75-25-2	
Bromomethane	ND	ug/L	5.0	1.7	1		02/01/22 18:41	74-83-9	IH,L1
n-Butylbenzene	ND	ug/L	0.50	0.49	1		02/01/22 18:41	104-51-8	
sec-Butylbenzene	ND	ug/L	0.50	0.40	1		02/01/22 18:41	135-98-8	
tert-Butylbenzene	ND	ug/L	0.50	0.32	1		02/01/22 18:41	98-06-6	
Carbon tetrachloride	ND	ug/L	0.50	0.33	1		02/01/22 18:41	56-23-5	
Chlorobenzene	ND	ug/L	0.50	0.28	1		02/01/22 18:41	108-90-7	
Chloroethane	ND	ug/L	1.0	0.65	1		02/01/22 18:41	75-00-3	
Chloroform	ND	ug/L	0.50	0.35	1		02/01/22 18:41	67-66-3	
Chloromethane	ND	ug/L	1.0	0.54	1		02/01/22 18:41	74-87-3	
2-Chlorotoluene	ND	ug/L	0.50	0.32	1		02/01/22 18:41	95-49-8	
4-Chlorotoluene	ND	ug/L	0.50	0.32	1		02/01/22 18:41	106-43-4	
1,2-Dibromo-3-chloropropane	ND	ug/L	1.0	0.34	1		02/01/22 18:41	96-12-8	
Dibromochloromethane	ND	ug/L	0.50	0.36	1		02/01/22 18:41	124-48-1	
1,2-Dibromoethane (EDB)	ND	ug/L	0.50	0.27	1		02/01/22 18:41	106-93-4	
Dibromomethane	ND	ug/L	0.50	0.39	1		02/01/22 18:41	74-95-3	
1,2-Dichlorobenzene	ND	ug/L	0.50	0.34	1		02/01/22 18:41	95-50-1	
1,3-Dichlorobenzene	ND	ug/L	0.50	0.34	1		02/01/22 18:41	541-73-1	
1,4-Dichlorobenzene	ND	ug/L	0.50	0.33	1		02/01/22 18:41	106-46-7	
Dichlorodifluoromethane	ND	ug/L	0.50	0.35	1		02/01/22 18:41	75-71-8	
1,1-Dichloroethane	ND	ug/L	0.50	0.37	1		02/01/22 18:41	75-34-3	
1,2-Dichloroethane	ND	ug/L	0.50	0.32	1		02/01/22 18:41	107-06-2	
1,1-Dichloroethene	ND	ug/L	0.50	0.35	1		02/01/22 18:41	75-35-4	
cis-1,2-Dichloroethene	ND	ug/L	0.50	0.38	1		02/01/22 18:41	156-59-2	
trans-1,2-Dichloroethene	ND	ug/L	0.50	0.40	1		02/01/22 18:41	156-60-5	
1,2-Dichloropropane	ND	ug/L	0.50	0.36	1		02/01/22 18:41	78-87-5	
1,3-Dichloropropane	ND	ug/L	0.50	0.28	1		02/01/22 18:41	142-28-9	

REPORT OF LABORATORY ANALYSIS

This report shall not be reproduced, except in full,
without the written consent of Pace Analytical Services, LLC.

Pace Analytical Services, LLC
9800 Kincey Ave. Suite 100
Huntersville, NC 28078
(704)875-9092

ANALYTICAL RESULTS

Project: CPC HUNTERSVILLE-60639876
Pace Project No.: 92585316

Sample: MW-14D **Lab ID: 92585316004** Collected: 01/31/22 14:00 Received: 01/31/22 16:41 Matrix: Water

Parameters	Results	Units	Report Limit	MDL	DF	Prepared	Analyzed	CAS No.	Qual
6200B MSV	Analytical Method: SM 6200B Pace Analytical Services - Charlotte								
2,2-Dichloropropane	ND	ug/L	0.50	0.39	1		02/01/22 18:41	594-20-7	
1,1-Dichloropropene	ND	ug/L	0.50	0.43	1		02/01/22 18:41	563-58-6	
cis-1,3-Dichloropropene	ND	ug/L	0.50	0.36	1		02/01/22 18:41	10061-01-5	
trans-1,3-Dichloropropene	ND	ug/L	0.50	0.36	1		02/01/22 18:41	10061-02-6	
Diisopropyl ether	ND	ug/L	0.50	0.31	1		02/01/22 18:41	108-20-3	
Ethylbenzene	ND	ug/L	0.50	0.30	1		02/01/22 18:41	100-41-4	
Hexachloro-1,3-butadiene	ND	ug/L	2.0	1.5	1		02/01/22 18:41	87-68-3	
Isopropylbenzene (Cumene)	ND	ug/L	0.50	0.33	1		02/01/22 18:41	98-82-8	
Methylene Chloride	ND	ug/L	2.0	2.0	1		02/01/22 18:41	75-09-2	
Methyl-tert-butyl ether	ND	ug/L	0.50	0.42	1		02/01/22 18:41	1634-04-4	
Naphthalene	ND	ug/L	2.0	0.64	1		02/01/22 18:41	91-20-3	
n-Propylbenzene	ND	ug/L	0.50	0.34	1		02/01/22 18:41	103-65-1	
Styrene	ND	ug/L	0.50	0.29	1		02/01/22 18:41	100-42-5	
1,1,1,2-Tetrachloroethane	ND	ug/L	0.50	0.31	1		02/01/22 18:41	630-20-6	
1,1,2,2-Tetrachloroethane	ND	ug/L	0.50	0.22	1		02/01/22 18:41	79-34-5	
Tetrachloroethene	ND	ug/L	0.50	0.29	1		02/01/22 18:41	127-18-4	
Toluene	ND	ug/L	0.50	0.48	1		02/01/22 18:41	108-88-3	
1,2,3-Trichlorobenzene	ND	ug/L	2.0	0.81	1		02/01/22 18:41	87-61-6	
1,2,4-Trichlorobenzene	ND	ug/L	2.0	0.64	1		02/01/22 18:41	120-82-1	
1,1,1-Trichloroethane	ND	ug/L	0.50	0.33	1		02/01/22 18:41	71-55-6	
1,1,2-Trichloroethane	ND	ug/L	0.50	0.32	1		02/01/22 18:41	79-00-5	
Trichloroethene	ND	ug/L	0.50	0.38	1		02/01/22 18:41	79-01-6	
Trichlorofluoromethane	ND	ug/L	1.0	0.30	1		02/01/22 18:41	75-69-4	
1,2,3-Trichloropropane	ND	ug/L	0.50	0.26	1		02/01/22 18:41	96-18-4	
1,2,4-Trimethylbenzene	ND	ug/L	0.50	0.50	1		02/01/22 18:41	95-63-6	
1,3,5-Trimethylbenzene	ND	ug/L	0.50	0.33	1		02/01/22 18:41	108-67-8	
Vinyl chloride	ND	ug/L	1.0	0.39	1		02/01/22 18:41	75-01-4	
m&p-Xylene	ND	ug/L	1.0	0.71	1		02/01/22 18:41	179601-23-1	
o-Xylene	ND	ug/L	0.50	0.34	1		02/01/22 18:41	95-47-6	
Surrogates									
1,2-Dichloroethane-d4 (S)	103	%	70-130		1		02/01/22 18:41	17060-07-0	
4-Bromofluorobenzene (S)	97	%	70-130		1		02/01/22 18:41	460-00-4	
Toluene-d8 (S)	99	%	70-130		1		02/01/22 18:41	2037-26-5	

REPORT OF LABORATORY ANALYSIS

This report shall not be reproduced, except in full,
without the written consent of Pace Analytical Services, LLC.

Pace Analytical Services, LLC
9800 Kincey Ave. Suite 100
Huntersville, NC 28078
(704)875-9092

ANALYTICAL RESULTS

Project: CPC HUNTERSVILLE-60639876
Pace Project No.: 92585316

Sample: MW-13 **Lab ID: 92585316005** Collected: 01/31/22 13:10 Received: 01/31/22 16:41 Matrix: Water

Parameters	Results	Units	Report Limit	MDL	DF	Prepared	Analyzed	CAS No.	Qual
VPH NC Water	Analytical Method: MADEP VPH Pace Analytical Services - Charlotte								
Total VPH (C5-C12)	ND	ug/L	50.0	50.0	1		02/02/22 03:29		N2
Aliphatic (C05-C08)	ND	ug/L	50.0	50.0	1		02/02/22 03:29		L1,N2
Aliphatic(C09-C12) Adjusted	ND	ug/L	50.0	50.0	1		02/02/22 03:29		N2
Aromatic (C09-C10)	ND	ug/L	50.0	50.0	1		02/02/22 03:29		N2
Surrogates									
4-Bromofluorobenzene (FID) (S)	101	%	70-130		1		02/02/22 03:29	460-00-4	
4-Bromofluorobenzene (PID) (S)	102	%	70-130		1		02/02/22 03:29	460-00-4	
6010 MET ICP	Analytical Method: EPA 6010D Preparation Method: EPA 3010A Pace Analytical Services - Asheville								
Lead	ND	ug/L	5.0	4.5	1	02/02/22 12:54	02/03/22 09:20	7439-92-1	
6200B MSV	Analytical Method: SM 6200B Pace Analytical Services - Charlotte								
Benzene	ND	ug/L	0.50	0.34	1		02/01/22 19:53	71-43-2	
Bromobenzene	ND	ug/L	0.50	0.29	1		02/01/22 19:53	108-86-1	
Bromochloromethane	ND	ug/L	0.50	0.47	1		02/01/22 19:53	74-97-5	
Bromodichloromethane	ND	ug/L	0.50	0.31	1		02/01/22 19:53	75-27-4	
Bromoform	ND	ug/L	0.50	0.34	1		02/01/22 19:53	75-25-2	
Bromomethane	ND	ug/L	5.0	1.7	1		02/01/22 19:53	74-83-9	IH,L1
n-Butylbenzene	ND	ug/L	0.50	0.49	1		02/01/22 19:53	104-51-8	
sec-Butylbenzene	ND	ug/L	0.50	0.40	1		02/01/22 19:53	135-98-8	
tert-Butylbenzene	ND	ug/L	0.50	0.32	1		02/01/22 19:53	98-06-6	
Carbon tetrachloride	ND	ug/L	0.50	0.33	1		02/01/22 19:53	56-23-5	
Chlorobenzene	ND	ug/L	0.50	0.28	1		02/01/22 19:53	108-90-7	
Chloroethane	ND	ug/L	1.0	0.65	1		02/01/22 19:53	75-00-3	
Chloroform	ND	ug/L	0.50	0.35	1		02/01/22 19:53	67-66-3	
Chloromethane	ND	ug/L	1.0	0.54	1		02/01/22 19:53	74-87-3	
2-Chlorotoluene	ND	ug/L	0.50	0.32	1		02/01/22 19:53	95-49-8	
4-Chlorotoluene	ND	ug/L	0.50	0.32	1		02/01/22 19:53	106-43-4	
1,2-Dibromo-3-chloropropane	ND	ug/L	1.0	0.34	1		02/01/22 19:53	96-12-8	
Dibromochloromethane	ND	ug/L	0.50	0.36	1		02/01/22 19:53	124-48-1	
1,2-Dibromoethane (EDB)	ND	ug/L	0.50	0.27	1		02/01/22 19:53	106-93-4	
Dibromomethane	ND	ug/L	0.50	0.39	1		02/01/22 19:53	74-95-3	
1,2-Dichlorobenzene	ND	ug/L	0.50	0.34	1		02/01/22 19:53	95-50-1	
1,3-Dichlorobenzene	ND	ug/L	0.50	0.34	1		02/01/22 19:53	541-73-1	
1,4-Dichlorobenzene	ND	ug/L	0.50	0.33	1		02/01/22 19:53	106-46-7	
Dichlorodifluoromethane	ND	ug/L	0.50	0.35	1		02/01/22 19:53	75-71-8	
1,1-Dichloroethane	ND	ug/L	0.50	0.37	1		02/01/22 19:53	75-34-3	
1,2-Dichloroethane	ND	ug/L	0.50	0.32	1		02/01/22 19:53	107-06-2	
1,1-Dichloroethene	ND	ug/L	0.50	0.35	1		02/01/22 19:53	75-35-4	
cis-1,2-Dichloroethene	ND	ug/L	0.50	0.38	1		02/01/22 19:53	156-59-2	
trans-1,2-Dichloroethene	ND	ug/L	0.50	0.40	1		02/01/22 19:53	156-60-5	
1,2-Dichloropropane	ND	ug/L	0.50	0.36	1		02/01/22 19:53	78-87-5	
1,3-Dichloropropane	ND	ug/L	0.50	0.28	1		02/01/22 19:53	142-28-9	

REPORT OF LABORATORY ANALYSIS

This report shall not be reproduced, except in full,
without the written consent of Pace Analytical Services, LLC.

Pace Analytical Services, LLC
9800 Kincey Ave. Suite 100
Huntersville, NC 28078
(704)875-9092

ANALYTICAL RESULTS

Project: CPC HUNTERSVILLE-60639876
Pace Project No.: 92585316

Sample: MW-13 **Lab ID: 92585316005** Collected: 01/31/22 13:10 Received: 01/31/22 16:41 Matrix: Water

Parameters	Results	Units	Report Limit	MDL	DF	Prepared	Analyzed	CAS No.	Qual
6200B MSV	Analytical Method: SM 6200B Pace Analytical Services - Charlotte								
2,2-Dichloropropane	ND	ug/L	0.50	0.39	1		02/01/22 19:53	594-20-7	
1,1-Dichloropropene	ND	ug/L	0.50	0.43	1		02/01/22 19:53	563-58-6	
cis-1,3-Dichloropropene	ND	ug/L	0.50	0.36	1		02/01/22 19:53	10061-01-5	
trans-1,3-Dichloropropene	ND	ug/L	0.50	0.36	1		02/01/22 19:53	10061-02-6	
Diisopropyl ether	ND	ug/L	0.50	0.31	1		02/01/22 19:53	108-20-3	
Ethylbenzene	ND	ug/L	0.50	0.30	1		02/01/22 19:53	100-41-4	
Hexachloro-1,3-butadiene	ND	ug/L	2.0	1.5	1		02/01/22 19:53	87-68-3	
Isopropylbenzene (Cumene)	ND	ug/L	0.50	0.33	1		02/01/22 19:53	98-82-8	
Methylene Chloride	ND	ug/L	2.0	2.0	1		02/01/22 19:53	75-09-2	
Methyl-tert-butyl ether	ND	ug/L	0.50	0.42	1		02/01/22 19:53	1634-04-4	
Naphthalene	ND	ug/L	2.0	0.64	1		02/01/22 19:53	91-20-3	
n-Propylbenzene	ND	ug/L	0.50	0.34	1		02/01/22 19:53	103-65-1	
Styrene	ND	ug/L	0.50	0.29	1		02/01/22 19:53	100-42-5	
1,1,1,2-Tetrachloroethane	ND	ug/L	0.50	0.31	1		02/01/22 19:53	630-20-6	
1,1,2,2-Tetrachloroethane	ND	ug/L	0.50	0.22	1		02/01/22 19:53	79-34-5	
Tetrachloroethene	ND	ug/L	0.50	0.29	1		02/01/22 19:53	127-18-4	
Toluene	ND	ug/L	0.50	0.48	1		02/01/22 19:53	108-88-3	
1,2,3-Trichlorobenzene	ND	ug/L	2.0	0.81	1		02/01/22 19:53	87-61-6	
1,2,4-Trichlorobenzene	ND	ug/L	2.0	0.64	1		02/01/22 19:53	120-82-1	
1,1,1-Trichloroethane	ND	ug/L	0.50	0.33	1		02/01/22 19:53	71-55-6	
1,1,2-Trichloroethane	ND	ug/L	0.50	0.32	1		02/01/22 19:53	79-00-5	
Trichloroethene	ND	ug/L	0.50	0.38	1		02/01/22 19:53	79-01-6	
Trichlorofluoromethane	ND	ug/L	1.0	0.30	1		02/01/22 19:53	75-69-4	
1,2,3-Trichloropropane	ND	ug/L	0.50	0.26	1		02/01/22 19:53	96-18-4	
1,2,4-Trimethylbenzene	ND	ug/L	0.50	0.50	1		02/01/22 19:53	95-63-6	
1,3,5-Trimethylbenzene	ND	ug/L	0.50	0.33	1		02/01/22 19:53	108-67-8	
Vinyl chloride	ND	ug/L	1.0	0.39	1		02/01/22 19:53	75-01-4	
m&p-Xylene	ND	ug/L	1.0	0.71	1		02/01/22 19:53	179601-23-1	
o-Xylene	ND	ug/L	0.50	0.34	1		02/01/22 19:53	95-47-6	
Surrogates									
1,2-Dichloroethane-d4 (S)	102	%	70-130		1		02/01/22 19:53	17060-07-0	
4-Bromofluorobenzene (S)	96	%	70-130		1		02/01/22 19:53	460-00-4	
Toluene-d8 (S)	99	%	70-130		1		02/01/22 19:53	2037-26-5	

REPORT OF LABORATORY ANALYSIS

This report shall not be reproduced, except in full,
without the written consent of Pace Analytical Services, LLC.

Pace Analytical Services, LLC
9800 Kincey Ave. Suite 100
Huntersville, NC 28078
(704)875-9092

ANALYTICAL RESULTS

Project: CPC HUNTERSVILLE-60639876
Pace Project No.: 92585316

Sample: MW-50 **Lab ID: 92585316006** Collected: 01/31/22 14:50 Received: 01/31/22 16:41 Matrix: Water

Parameters	Results	Units	Report Limit	MDL	DF	Prepared	Analyzed	CAS No.	Qual
VPH NC Water	Analytical Method: MADEP VPH Pace Analytical Services - Charlotte								
Total VPH (C5-C12)	**18100**	ug/L	250	250	5		02/03/22 02:20		N2
Aliphatic (C05-C08)	**15300**	ug/L	250	250	5		02/03/22 02:20		N2
Aliphatic(C09-C12) Adjusted	**2340**	ug/L	250	250	5		02/03/22 02:20		N2
Aromatic (C09-C10)	**465**	ug/L	250	250	5		02/03/22 02:20		N2
Surrogates									
4-Bromofluorobenzene (FID) (S)	98	%	70-130		5		02/03/22 02:20	460-00-4	
4-Bromofluorobenzene (PID) (S)	97	%	70-130		5		02/03/22 02:20	460-00-4	
6010 MET ICP	Analytical Method: EPA 6010D Preparation Method: EPA 3010A Pace Analytical Services - Asheville								
Lead	ND	ug/L	5.0	4.5	1	02/01/22 12:04	02/02/22 12:45	7439-92-1	
6200B MSV	Analytical Method: SM 6200B Pace Analytical Services - Charlotte								
Benzene	**901**	ug/L	5.0	3.4	10		02/01/22 15:38	71-43-2	
Bromobenzene	ND	ug/L	5.0	2.9	10		02/01/22 15:38	108-86-1	
Bromochloromethane	ND	ug/L	5.0	4.7	10		02/01/22 15:38	74-97-5	
Bromodichloromethane	ND	ug/L	5.0	3.1	10		02/01/22 15:38	75-27-4	
Bromoform	ND	ug/L	5.0	3.4	10		02/01/22 15:38	75-25-2	
Bromomethane	ND	ug/L	50.0	16.6	10		02/01/22 15:38	74-83-9	
n-Butylbenzene	ND	ug/L	5.0	4.9	10		02/01/22 15:38	104-51-8	
sec-Butylbenzene	ND	ug/L	5.0	4.0	10		02/01/22 15:38	135-98-8	
tert-Butylbenzene	ND	ug/L	5.0	3.2	10		02/01/22 15:38	98-06-6	
Carbon tetrachloride	ND	ug/L	5.0	3.3	10		02/01/22 15:38	56-23-5	
Chlorobenzene	ND	ug/L	5.0	2.8	10		02/01/22 15:38	108-90-7	
Chloroethane	ND	ug/L	10.0	6.5	10		02/01/22 15:38	75-00-3	
Chloroform	ND	ug/L	5.0	3.5	10		02/01/22 15:38	67-66-3	
Chloromethane	ND	ug/L	10.0	5.4	10		02/01/22 15:38	74-87-3	
2-Chlorotoluene	ND	ug/L	5.0	3.2	10		02/01/22 15:38	95-49-8	
4-Chlorotoluene	ND	ug/L	5.0	3.2	10		02/01/22 15:38	106-43-4	
1,2-Dibromo-3-chloropropane	ND	ug/L	10.0	3.4	10		02/01/22 15:38	96-12-8	
Dibromochloromethane	ND	ug/L	5.0	3.6	10		02/01/22 15:38	124-48-1	
1,2-Dibromoethane (EDB)	ND	ug/L	5.0	2.7	10		02/01/22 15:38	106-93-4	
Dibromomethane	ND	ug/L	5.0	3.9	10		02/01/22 15:38	74-95-3	
1,2-Dichlorobenzene	ND	ug/L	5.0	3.4	10		02/01/22 15:38	95-50-1	
1,3-Dichlorobenzene	ND	ug/L	5.0	3.4	10		02/01/22 15:38	541-73-1	
1,4-Dichlorobenzene	ND	ug/L	5.0	3.3	10		02/01/22 15:38	106-46-7	
Dichlorodifluoromethane	ND	ug/L	5.0	3.5	10		02/01/22 15:38	75-71-8	
1,1-Dichloroethane	ND	ug/L	5.0	3.7	10		02/01/22 15:38	75-34-3	
1,2-Dichloroethane	ND	ug/L	5.0	3.2	10		02/01/22 15:38	107-06-2	
1,1-Dichloroethene	ND	ug/L	5.0	3.5	10		02/01/22 15:38	75-35-4	
cis-1,2-Dichloroethene	ND	ug/L	5.0	3.8	10		02/01/22 15:38	156-59-2	
trans-1,2-Dichloroethene	ND	ug/L	5.0	4.0	10		02/01/22 15:38	156-60-5	
1,2-Dichloropropane	ND	ug/L	5.0	3.6	10		02/01/22 15:38	78-87-5	
1,3-Dichloropropane	ND	ug/L	5.0	2.8	10		02/01/22 15:38	142-28-9	

REPORT OF LABORATORY ANALYSIS

This report shall not be reproduced, except in full,
without the written consent of Pace Analytical Services, LLC.

Pace Analytical Services, LLC
9800 Kincey Ave. Suite 100
Huntersville, NC 28078
(704)875-9092

ANALYTICAL RESULTS

Project: CPC HUNTERSVILLE-60639876
Pace Project No.: 92585316

Sample: MW-50 **Lab ID: 92585316006** Collected: 01/31/22 14:50 Received: 01/31/22 16:41 Matrix: Water

Parameters	Results	Units	Report Limit	MDL	DF	Prepared	Analyzed	CAS No.	Qual
6200B MSV	Analytical Method: SM 6200B Pace Analytical Services - Charlotte								
2,2-Dichloropropane	ND	ug/L	5.0	3.9	10		02/01/22 15:38	594-20-7	
1,1-Dichloropropene	ND	ug/L	5.0	4.3	10		02/01/22 15:38	563-58-6	
cis-1,3-Dichloropropene	ND	ug/L	5.0	3.6	10		02/01/22 15:38	10061-01-5	
trans-1,3-Dichloropropene	ND	ug/L	5.0	3.6	10		02/01/22 15:38	10061-02-6	
Diisopropyl ether	**35.2**	ug/L	5.0	3.1	10		02/01/22 15:38	108-20-3	
Ethylbenzene	**54.7**	ug/L	5.0	3.0	10		02/01/22 15:38	100-41-4	
Hexachloro-1,3-butadiene	ND	ug/L	20.0	15.3	10		02/01/22 15:38	87-68-3	
Isopropylbenzene (Cumene)	**3.7J**	ug/L	5.0	3.3	10		02/01/22 15:38	98-82-8	
Methylene Chloride	**21.9**	ug/L	20.0	19.5	10		02/01/22 15:38	75-09-2	
Methyl-tert-butyl ether	ND	ug/L	5.0	4.2	10		02/01/22 15:38	1634-04-4	
Naphthalene	**61.6**	ug/L	20.0	6.4	10		02/01/22 15:38	91-20-3	
n-Propylbenzene	**8.5**	ug/L	5.0	3.4	10		02/01/22 15:38	103-65-1	
Styrene	ND	ug/L	5.0	2.9	10		02/01/22 15:38	100-42-5	
1,1,1,2-Tetrachloroethane	ND	ug/L	5.0	3.1	10		02/01/22 15:38	630-20-6	
1,1,2,2-Tetrachloroethane	ND	ug/L	5.0	2.2	10		02/01/22 15:38	79-34-5	
Tetrachloroethene	ND	ug/L	5.0	2.9	10		02/01/22 15:38	127-18-4	
Toluene	**1550**	ug/L	5.0	4.8	10		02/01/22 15:38	108-88-3	
1,2,3-Trichlorobenzene	ND	ug/L	20.0	8.1	10		02/01/22 15:38	87-61-6	
1,2,4-Trichlorobenzene	ND	ug/L	20.0	6.4	10		02/01/22 15:38	120-82-1	
1,1,1-Trichloroethane	ND	ug/L	5.0	3.3	10		02/01/22 15:38	71-55-6	
1,1,2-Trichloroethane	ND	ug/L	5.0	3.2	10		02/01/22 15:38	79-00-5	
Trichloroethene	ND	ug/L	5.0	3.8	10		02/01/22 15:38	79-01-6	
Trichlorofluoromethane	ND	ug/L	10.0	3.0	10		02/01/22 15:38	75-69-4	
1,2,3-Trichloropropane	ND	ug/L	5.0	2.6	10		02/01/22 15:38	96-18-4	
1,2,4-Trimethylbenzene	**140**	ug/L	5.0	5.0	10		02/01/22 15:38	95-63-6	
1,3,5-Trimethylbenzene	**38.8**	ug/L	5.0	3.3	10		02/01/22 15:38	108-67-8	
Vinyl chloride	ND	ug/L	10.0	3.9	10		02/01/22 15:38	75-01-4	
m&p-Xylene	**778**	ug/L	10.0	7.1	10		02/01/22 15:38	179601-23-1	
o-Xylene	**522**	ug/L	5.0	3.4	10		02/01/22 15:38	95-47-6	
Surrogates									
1,2-Dichloroethane-d4 (S)	103	%	70-130		10		02/01/22 15:38	17060-07-0	
4-Bromofluorobenzene (S)	98	%	70-130		10		02/01/22 15:38	460-00-4	
Toluene-d8 (S)	101	%	70-130		10		02/01/22 15:38	2037-26-5	

REPORT OF LABORATORY ANALYSIS

This report shall not be reproduced, except in full,
without the written consent of Pace Analytical Services, LLC.

Pace Analytical Services, LLC
9800 Kincey Ave. Suite 100
Huntersville, NC 28078
(704)875-9092

ANALYTICAL RESULTS

Project: CPC HUNTERSVILLE-60639876
Pace Project No.: 92585316

Sample: DUP-2-20220131 **Lab ID: 92585316007** Collected: 01/31/22 00:00 Received: 01/31/22 16:41 Matrix: Water

Parameters	Results	Units	Report Limit	MDL	DF	Prepared	Analyzed	CAS No.	Qual
VPH NC Water	Analytical Method: MADEP VPH Pace Analytical Services - Charlotte								
Total VPH (C5-C12)	ND	ug/L	50.0	50.0	1		02/02/22 04:26		N2
Aliphatic (C05-C08)	ND	ug/L	50.0	50.0	1		02/02/22 04:26		L1,N2
Aliphatic(C09-C12) Adjusted	ND	ug/L	50.0	50.0	1		02/02/22 04:26		N2
Aromatic (C09-C10)	ND	ug/L	50.0	50.0	1		02/02/22 04:26		N2
Surrogates									
4-Bromofluorobenzene (FID) (S)	95	%	70-130		1		02/02/22 04:26	460-00-4	
4-Bromofluorobenzene (PID) (S)	96	%	70-130		1		02/02/22 04:26	460-00-4	
6010 MET ICP	Analytical Method: EPA 6010D Preparation Method: EPA 3010A Pace Analytical Services - Asheville								
Lead	ND	ug/L	5.0	4.5	1	02/01/22 12:04	02/02/22 12:49	7439-92-1	
6200B MSV	Analytical Method: SM 6200B Pace Analytical Services - Charlotte								
Benzene	ND	ug/L	0.50	0.34	1		02/01/22 17:06	71-43-2	
Bromobenzene	ND	ug/L	0.50	0.29	1		02/01/22 17:06	108-86-1	
Bromochloromethane	ND	ug/L	0.50	0.47	1		02/01/22 17:06	74-97-5	
Bromodichloromethane	ND	ug/L	0.50	0.31	1		02/01/22 17:06	75-27-4	
Bromoform	ND	ug/L	0.50	0.34	1		02/01/22 17:06	75-25-2	
Bromomethane	ND	ug/L	5.0	1.7	1		02/01/22 17:06	74-83-9	
n-Butylbenzene	ND	ug/L	0.50	0.49	1		02/01/22 17:06	104-51-8	
sec-Butylbenzene	ND	ug/L	0.50	0.40	1		02/01/22 17:06	135-98-8	
tert-Butylbenzene	ND	ug/L	0.50	0.32	1		02/01/22 17:06	98-06-6	
Carbon tetrachloride	ND	ug/L	0.50	0.33	1		02/01/22 17:06	56-23-5	
Chlorobenzene	ND	ug/L	0.50	0.28	1		02/01/22 17:06	108-90-7	
Chloroethane	ND	ug/L	1.0	0.65	1		02/01/22 17:06	75-00-3	
Chloroform	ND	ug/L	0.50	0.35	1		02/01/22 17:06	67-66-3	
Chloromethane	ND	ug/L	1.0	0.54	1		02/01/22 17:06	74-87-3	
2-Chlorotoluene	ND	ug/L	0.50	0.32	1		02/01/22 17:06	95-49-8	
4-Chlorotoluene	ND	ug/L	0.50	0.32	1		02/01/22 17:06	106-43-4	
1,2-Dibromo-3-chloropropane	ND	ug/L	1.0	0.34	1		02/01/22 17:06	96-12-8	
Dibromochloromethane	ND	ug/L	0.50	0.36	1		02/01/22 17:06	124-48-1	
1,2-Dibromoethane (EDB)	ND	ug/L	0.50	0.27	1		02/01/22 17:06	106-93-4	
Dibromomethane	ND	ug/L	0.50	0.39	1		02/01/22 17:06	74-95-3	
1,2-Dichlorobenzene	ND	ug/L	0.50	0.34	1		02/01/22 17:06	95-50-1	
1,3-Dichlorobenzene	ND	ug/L	0.50	0.34	1		02/01/22 17:06	541-73-1	
1,4-Dichlorobenzene	ND	ug/L	0.50	0.33	1		02/01/22 17:06	106-46-7	
Dichlorodifluoromethane	ND	ug/L	0.50	0.35	1		02/01/22 17:06	75-71-8	
1,1-Dichloroethane	ND	ug/L	0.50	0.37	1		02/01/22 17:06	75-34-3	
1,2-Dichloroethane	ND	ug/L	0.50	0.32	1		02/01/22 17:06	107-06-2	
1,1-Dichloroethene	ND	ug/L	0.50	0.35	1		02/01/22 17:06	75-35-4	
cis-1,2-Dichloroethene	ND	ug/L	0.50	0.38	1		02/01/22 17:06	156-59-2	
trans-1,2-Dichloroethene	ND	ug/L	0.50	0.40	1		02/01/22 17:06	156-60-5	
1,2-Dichloropropane	ND	ug/L	0.50	0.36	1		02/01/22 17:06	78-87-5	
1,3-Dichloropropane	ND	ug/L	0.50	0.28	1		02/01/22 17:06	142-28-9	

REPORT OF LABORATORY ANALYSIS

This report shall not be reproduced, except in full,
without the written consent of Pace Analytical Services, LLC.

Pace Analytical Services, LLC
9800 Kincey Ave. Suite 100
Huntersville, NC 28078
(704)875-9092

ANALYTICAL RESULTS

Project: CPC HUNTERSVILLE-60639876
Pace Project No.: 92585316

Sample: DUP-2-20220131 **Lab ID: 92585316007** Collected: 01/31/22 00:00 Received: 01/31/22 16:41 Matrix: Water

Parameters	Results	Units	Report Limit	MDL	DF	Prepared	Analyzed	CAS No.	Qual
6200B MSV	Analytical Method: SM 6200B Pace Analytical Services - Charlotte								
2,2-Dichloropropane	ND	ug/L	0.50	0.39	1		02/01/22 17:06	594-20-7	
1,1-Dichloropropene	ND	ug/L	0.50	0.43	1		02/01/22 17:06	563-58-6	
cis-1,3-Dichloropropene	ND	ug/L	0.50	0.36	1		02/01/22 17:06	10061-01-5	
trans-1,3-Dichloropropene	ND	ug/L	0.50	0.36	1		02/01/22 17:06	10061-02-6	
Diisopropyl ether	ND	ug/L	0.50	0.31	1		02/01/22 17:06	108-20-3	
Ethylbenzene	ND	ug/L	0.50	0.30	1		02/01/22 17:06	100-41-4	
Hexachloro-1,3-butadiene	ND	ug/L	2.0	1.5	1		02/01/22 17:06	87-68-3	
Isopropylbenzene (Cumene)	ND	ug/L	0.50	0.33	1		02/01/22 17:06	98-82-8	
Methylene Chloride	ND	ug/L	2.0	2.0	1		02/01/22 17:06	75-09-2	
Methyl-tert-butyl ether	ND	ug/L	0.50	0.42	1		02/01/22 17:06	1634-04-4	
Naphthalene	ND	ug/L	2.0	0.64	1		02/01/22 17:06	91-20-3	
n-Propylbenzene	ND	ug/L	0.50	0.34	1		02/01/22 17:06	103-65-1	
Styrene	ND	ug/L	0.50	0.29	1		02/01/22 17:06	100-42-5	
1,1,1,2-Tetrachloroethane	ND	ug/L	0.50	0.31	1		02/01/22 17:06	630-20-6	
1,1,2,2-Tetrachloroethane	ND	ug/L	0.50	0.22	1		02/01/22 17:06	79-34-5	
Tetrachloroethene	ND	ug/L	0.50	0.29	1		02/01/22 17:06	127-18-4	
Toluene	ND	ug/L	0.50	0.48	1		02/01/22 17:06	108-88-3	
1,2,3-Trichlorobenzene	ND	ug/L	2.0	0.81	1		02/01/22 17:06	87-61-6	
1,2,4-Trichlorobenzene	ND	ug/L	2.0	0.64	1		02/01/22 17:06	120-82-1	
1,1,1-Trichloroethane	ND	ug/L	0.50	0.33	1		02/01/22 17:06	71-55-6	
1,1,2-Trichloroethane	ND	ug/L	0.50	0.32	1		02/01/22 17:06	79-00-5	
Trichloroethene	ND	ug/L	0.50	0.38	1		02/01/22 17:06	79-01-6	
Trichlorofluoromethane	ND	ug/L	1.0	0.30	1		02/01/22 17:06	75-69-4	
1,2,3-Trichloropropane	ND	ug/L	0.50	0.26	1		02/01/22 17:06	96-18-4	
1,2,4-Trimethylbenzene	ND	ug/L	0.50	0.50	1		02/01/22 17:06	95-63-6	
1,3,5-Trimethylbenzene	ND	ug/L	0.50	0.33	1		02/01/22 17:06	108-67-8	
Vinyl chloride	ND	ug/L	1.0	0.39	1		02/01/22 17:06	75-01-4	
m&p-Xylene	ND	ug/L	1.0	0.71	1		02/01/22 17:06	179601-23-1	
o-Xylene	ND	ug/L	0.50	0.34	1		02/01/22 17:06	95-47-6	
Surrogates									
1,2-Dichloroethane-d4 (S)	101	%	70-130		1		02/01/22 17:06	17060-07-0	
4-Bromofluorobenzene (S)	102	%	70-130		1		02/01/22 17:06	460-00-4	
Toluene-d8 (S)	102	%	70-130		1		02/01/22 17:06	2037-26-5	

REPORT OF LABORATORY ANALYSIS

This report shall not be reproduced, except in full,
without the written consent of Pace Analytical Services, LLC.

Pace Analytical Services, LLC
9800 Kincey Ave. Suite 100
Huntersville, NC 28078
(704)875-9092

ANALYTICAL RESULTS

Project: CPC HUNTERSVILLE-60639876
Pace Project No.: 92585316

Sample: FB-1-20220131 **Lab ID: 92585316008** Collected: 01/31/22 13:51 Received: 01/31/22 16:41 Matrix: Water

Parameters	Results	Units	Report Limit	MDL	DF	Prepared	Analyzed	CAS No.	Qual
VPH NC Water	Analytical Method: MADEP VPH Pace Analytical Services - Charlotte								
Total VPH (C5-C12)	ND	ug/L	50.0	50.0	1		02/02/22 04:55		N2
Aliphatic (C05-C08)	ND	ug/L	50.0	50.0	1		02/02/22 04:55		L1,N2
Aliphatic(C09-C12) Adjusted	ND	ug/L	50.0	50.0	1		02/02/22 04:55		N2
Aromatic (C09-C10)	ND	ug/L	50.0	50.0	1		02/02/22 04:55		N2
Surrogates									
4-Bromofluorobenzene (FID) (S)	97	%	70-130		1		02/02/22 04:55	460-00-4	
4-Bromofluorobenzene (PID) (S)	97	%	70-130		1		02/02/22 04:55	460-00-4	
6010 MET ICP	Analytical Method: EPA 6010D Preparation Method: EPA 3010A Pace Analytical Services - Asheville								
Lead	ND	ug/L	5.0	4.5	1	02/01/22 12:04	02/02/22 12:52	7439-92-1	
6200B MSV	Analytical Method: SM 6200B Pace Analytical Services - Charlotte								
Benzene	ND	ug/L	0.50	0.34	1		02/01/22 12:26	71-43-2	
Bromobenzene	ND	ug/L	0.50	0.29	1		02/01/22 12:26	108-86-1	
Bromochloromethane	ND	ug/L	0.50	0.47	1		02/01/22 12:26	74-97-5	
Bromodichloromethane	ND	ug/L	0.50	0.31	1		02/01/22 12:26	75-27-4	
Bromoform	ND	ug/L	0.50	0.34	1		02/01/22 12:26	75-25-2	
Bromomethane	ND	ug/L	5.0	1.7	1		02/01/22 12:26	74-83-9	
n-Butylbenzene	ND	ug/L	0.50	0.49	1		02/01/22 12:26	104-51-8	
sec-Butylbenzene	ND	ug/L	0.50	0.40	1		02/01/22 12:26	135-98-8	
tert-Butylbenzene	ND	ug/L	0.50	0.32	1		02/01/22 12:26	98-06-6	
Carbon tetrachloride	ND	ug/L	0.50	0.33	1		02/01/22 12:26	56-23-5	
Chlorobenzene	ND	ug/L	0.50	0.28	1		02/01/22 12:26	108-90-7	
Chloroethane	ND	ug/L	1.0	0.65	1		02/01/22 12:26	75-00-3	
Chloroform	ND	ug/L	0.50	0.35	1		02/01/22 12:26	67-66-3	
Chloromethane	ND	ug/L	1.0	0.54	1		02/01/22 12:26	74-87-3	
2-Chlorotoluene	ND	ug/L	0.50	0.32	1		02/01/22 12:26	95-49-8	
4-Chlorotoluene	ND	ug/L	0.50	0.32	1		02/01/22 12:26	106-43-4	
1,2-Dibromo-3-chloropropane	ND	ug/L	1.0	0.34	1		02/01/22 12:26	96-12-8	
Dibromochloromethane	ND	ug/L	0.50	0.36	1		02/01/22 12:26	124-48-1	
1,2-Dibromoethane (EDB)	ND	ug/L	0.50	0.27	1		02/01/22 12:26	106-93-4	
Dibromomethane	ND	ug/L	0.50	0.39	1		02/01/22 12:26	74-95-3	
1,2-Dichlorobenzene	ND	ug/L	0.50	0.34	1		02/01/22 12:26	95-50-1	
1,3-Dichlorobenzene	ND	ug/L	0.50	0.34	1		02/01/22 12:26	541-73-1	
1,4-Dichlorobenzene	ND	ug/L	0.50	0.33	1		02/01/22 12:26	106-46-7	
Dichlorodifluoromethane	ND	ug/L	0.50	0.35	1		02/01/22 12:26	75-71-8	
1,1-Dichloroethane	ND	ug/L	0.50	0.37	1		02/01/22 12:26	75-34-3	
1,2-Dichloroethane	ND	ug/L	0.50	0.32	1		02/01/22 12:26	107-06-2	
1,1-Dichloroethene	ND	ug/L	0.50	0.35	1		02/01/22 12:26	75-35-4	
cis-1,2-Dichloroethene	ND	ug/L	0.50	0.38	1		02/01/22 12:26	156-59-2	
trans-1,2-Dichloroethene	ND	ug/L	0.50	0.40	1		02/01/22 12:26	156-60-5	
1,2-Dichloropropane	ND	ug/L	0.50	0.36	1		02/01/22 12:26	78-87-5	
1,3-Dichloropropane	ND	ug/L	0.50	0.28	1		02/01/22 12:26	142-28-9	

REPORT OF LABORATORY ANALYSIS

This report shall not be reproduced, except in full,
without the written consent of Pace Analytical Services, LLC.

Pace Analytical Services, LLC
9800 Kincey Ave. Suite 100
Huntersville, NC 28078
(704)875-9092

ANALYTICAL RESULTS

Project: CPC HUNTERSVILLE-60639876
Pace Project No.: 92585316

Sample: FB-1-20220131 **Lab ID: 92585316008** Collected: 01/31/22 13:51 Received: 01/31/22 16:41 Matrix: Water

Parameters	Results	Units	Report Limit	MDL	DF	Prepared	Analyzed	CAS No.	Qual
6200B MSV	Analytical Method: SM 6200B Pace Analytical Services - Charlotte								
2,2-Dichloropropane	ND	ug/L	0.50	0.39	1		02/01/22 12:26	594-20-7	
1,1-Dichloropropene	ND	ug/L	0.50	0.43	1		02/01/22 12:26	563-58-6	
cis-1,3-Dichloropropene	ND	ug/L	0.50	0.36	1		02/01/22 12:26	10061-01-5	
trans-1,3-Dichloropropene	ND	ug/L	0.50	0.36	1		02/01/22 12:26	10061-02-6	
Diisopropyl ether	ND	ug/L	0.50	0.31	1		02/01/22 12:26	108-20-3	
Ethylbenzene	ND	ug/L	0.50	0.30	1		02/01/22 12:26	100-41-4	
Hexachloro-1,3-butadiene	ND	ug/L	2.0	1.5	1		02/01/22 12:26	87-68-3	
Isopropylbenzene (Cumene)	ND	ug/L	0.50	0.33	1		02/01/22 12:26	98-82-8	
Methylene Chloride	ND	ug/L	2.0	2.0	1		02/01/22 12:26	75-09-2	
Methyl-tert-butyl ether	ND	ug/L	0.50	0.42	1		02/01/22 12:26	1634-04-4	
Naphthalene	ND	ug/L	2.0	0.64	1		02/01/22 12:26	91-20-3	
n-Propylbenzene	ND	ug/L	0.50	0.34	1		02/01/22 12:26	103-65-1	
Styrene	ND	ug/L	0.50	0.29	1		02/01/22 12:26	100-42-5	
1,1,1,2-Tetrachloroethane	ND	ug/L	0.50	0.31	1		02/01/22 12:26	630-20-6	
1,1,2,2-Tetrachloroethane	ND	ug/L	0.50	0.22	1		02/01/22 12:26	79-34-5	
Tetrachloroethene	ND	ug/L	0.50	0.29	1		02/01/22 12:26	127-18-4	
Toluene	ND	ug/L	0.50	0.48	1		02/01/22 12:26	108-88-3	
1,2,3-Trichlorobenzene	ND	ug/L	2.0	0.81	1		02/01/22 12:26	87-61-6	
1,2,4-Trichlorobenzene	ND	ug/L	2.0	0.64	1		02/01/22 12:26	120-82-1	
1,1,1-Trichloroethane	ND	ug/L	0.50	0.33	1		02/01/22 12:26	71-55-6	
1,1,2-Trichloroethane	ND	ug/L	0.50	0.32	1		02/01/22 12:26	79-00-5	
Trichloroethene	ND	ug/L	0.50	0.38	1		02/01/22 12:26	79-01-6	
Trichlorofluoromethane	ND	ug/L	1.0	0.30	1		02/01/22 12:26	75-69-4	
1,2,3-Trichloropropane	ND	ug/L	0.50	0.26	1		02/01/22 12:26	96-18-4	
1,2,4-Trimethylbenzene	ND	ug/L	0.50	0.50	1		02/01/22 12:26	95-63-6	
1,3,5-Trimethylbenzene	ND	ug/L	0.50	0.33	1		02/01/22 12:26	108-67-8	
Vinyl chloride	ND	ug/L	1.0	0.39	1		02/01/22 12:26	75-01-4	
m&p-Xylene	ND	ug/L	1.0	0.71	1		02/01/22 12:26	179601-23-1	
o-Xylene	ND	ug/L	0.50	0.34	1		02/01/22 12:26	95-47-6	
Surrogates									
1,2-Dichloroethane-d4 (S)	100	%	70-130		1		02/01/22 12:26	17060-07-0	
4-Bromofluorobenzene (S)	101	%	70-130		1		02/01/22 12:26	460-00-4	
Toluene-d8 (S)	103	%	70-130		1		02/01/22 12:26	2037-26-5	

REPORT OF LABORATORY ANALYSIS

This report shall not be reproduced, except in full,
without the written consent of Pace Analytical Services, LLC.

Pace Analytical Services, LLC
9800 Kincey Ave. Suite 100
Huntersville, NC 28078
(704)875-9092

ANALYTICAL RESULTS

Project: CPC HUNTERSVILLE-60639876
Pace Project No.: 92585316

Sample: EB-1-20220131 **Lab ID: 92585316009** Collected: 01/31/22 15:15 Received: 01/31/22 16:41 Matrix: Water

Parameters	Results	Units	Report Limit	MDL	DF	Prepared	Analyzed	CAS No.	Qual
VPH NC Water	Analytical Method: MADEP VPH Pace Analytical Services - Charlotte								
Total VPH (C5-C12)	ND	ug/L	50.0	50.0	1		02/02/22 05:24		N2
Aliphatic (C05-C08)	ND	ug/L	50.0	50.0	1		02/02/22 05:24		L1,N2
Aliphatic(C09-C12) Adjusted	ND	ug/L	50.0	50.0	1		02/02/22 05:24		N2
Aromatic (C09-C10)	ND	ug/L	50.0	50.0	1		02/02/22 05:24		N2
Surrogates									
4-Bromofluorobenzene (FID) (S)	97	%	70-130		1		02/02/22 05:24	460-00-4	
4-Bromofluorobenzene (PID) (S)	98	%	70-130		1		02/02/22 05:24	460-00-4	
6200B MSV	Analytical Method: SM 6200B Pace Analytical Services - Charlotte								
Benzene	ND	ug/L	0.50	0.34	1		02/01/22 12:43	71-43-2	
Bromobenzene	ND	ug/L	0.50	0.29	1		02/01/22 12:43	108-86-1	
Bromochloromethane	ND	ug/L	0.50	0.47	1		02/01/22 12:43	74-97-5	
Bromodichloromethane	ND	ug/L	0.50	0.31	1		02/01/22 12:43	75-27-4	
Bromoform	ND	ug/L	0.50	0.34	1		02/01/22 12:43	75-25-2	
Bromomethane	ND	ug/L	5.0	1.7	1		02/01/22 12:43	74-83-9	
n-Butylbenzene	ND	ug/L	0.50	0.49	1		02/01/22 12:43	104-51-8	
sec-Butylbenzene	ND	ug/L	0.50	0.40	1		02/01/22 12:43	135-98-8	
tert-Butylbenzene	ND	ug/L	0.50	0.32	1		02/01/22 12:43	98-06-6	
Carbon tetrachloride	ND	ug/L	0.50	0.33	1		02/01/22 12:43	56-23-5	
Chlorobenzene	ND	ug/L	0.50	0.28	1		02/01/22 12:43	108-90-7	
Chloroethane	ND	ug/L	1.0	0.65	1		02/01/22 12:43	75-00-3	
Chloroform	ND	ug/L	0.50	0.35	1		02/01/22 12:43	67-66-3	
Chloromethane	ND	ug/L	1.0	0.54	1		02/01/22 12:43	74-87-3	
2-Chlorotoluene	ND	ug/L	0.50	0.32	1		02/01/22 12:43	95-49-8	
4-Chlorotoluene	ND	ug/L	0.50	0.32	1		02/01/22 12:43	106-43-4	
1,2-Dibromo-3-chloropropane	ND	ug/L	1.0	0.34	1		02/01/22 12:43	96-12-8	
Dibromochloromethane	ND	ug/L	0.50	0.36	1		02/01/22 12:43	124-48-1	
1,2-Dibromoethane (EDB)	ND	ug/L	0.50	0.27	1		02/01/22 12:43	106-93-4	
Dibromomethane	ND	ug/L	0.50	0.39	1		02/01/22 12:43	74-95-3	
1,2-Dichlorobenzene	ND	ug/L	0.50	0.34	1		02/01/22 12:43	95-50-1	
1,3-Dichlorobenzene	ND	ug/L	0.50	0.34	1		02/01/22 12:43	541-73-1	
1,4-Dichlorobenzene	ND	ug/L	0.50	0.33	1		02/01/22 12:43	106-46-7	
Dichlorodifluoromethane	ND	ug/L	0.50	0.35	1		02/01/22 12:43	75-71-8	
1,1-Dichloroethane	ND	ug/L	0.50	0.37	1		02/01/22 12:43	75-34-3	
1,2-Dichloroethane	ND	ug/L	0.50	0.32	1		02/01/22 12:43	107-06-2	
1,1-Dichloroethene	ND	ug/L	0.50	0.35	1		02/01/22 12:43	75-35-4	
cis-1,2-Dichloroethene	ND	ug/L	0.50	0.38	1		02/01/22 12:43	156-59-2	
trans-1,2-Dichloroethene	ND	ug/L	0.50	0.40	1		02/01/22 12:43	156-60-5	
1,2-Dichloropropane	ND	ug/L	0.50	0.36	1		02/01/22 12:43	78-87-5	
1,3-Dichloropropane	ND	ug/L	0.50	0.28	1		02/01/22 12:43	142-28-9	
2,2-Dichloropropane	ND	ug/L	0.50	0.39	1		02/01/22 12:43	594-20-7	
1,1-Dichloropropene	ND	ug/L	0.50	0.43	1		02/01/22 12:43	563-58-6	
cis-1,3-Dichloropropene	ND	ug/L	0.50	0.36	1		02/01/22 12:43	10061-01-5	
trans-1,3-Dichloropropene	ND	ug/L	0.50	0.36	1		02/01/22 12:43	10061-02-6	

REPORT OF LABORATORY ANALYSIS

This report shall not be reproduced, except in full,
without the written consent of Pace Analytical Services, LLC.

Pace Analytical Services, LLC
9800 Kincey Ave. Suite 100
Huntersville, NC 28078
(704)875-9092

ANALYTICAL RESULTS

Project: CPC HUNTERSVILLE-60639876
Pace Project No.: 92585316

Sample: EB-1-20220131 **Lab ID: 92585316009** Collected: 01/31/22 15:15 Received: 01/31/22 16:41 Matrix: Water

Parameters	Results	Units	Report Limit	MDL	DF	Prepared	Analyzed	CAS No.	Qual
6200B MSV	Analytical Method: SM 6200B Pace Analytical Services - Charlotte								
Diisopropyl ether	ND	ug/L	0.50	0.31	1		02/01/22 12:43	108-20-3	
Ethylbenzene	ND	ug/L	0.50	0.30	1		02/01/22 12:43	100-41-4	
Hexachloro-1,3-butadiene	ND	ug/L	2.0	1.5	1		02/01/22 12:43	87-68-3	
Isopropylbenzene (Cumene)	ND	ug/L	0.50	0.33	1		02/01/22 12:43	98-82-8	
Methylene Chloride	ND	ug/L	2.0	2.0	1		02/01/22 12:43	75-09-2	
Methyl-tert-butyl ether	ND	ug/L	0.50	0.42	1		02/01/22 12:43	1634-04-4	
Naphthalene	ND	ug/L	2.0	0.64	1		02/01/22 12:43	91-20-3	
n-Propylbenzene	ND	ug/L	0.50	0.34	1		02/01/22 12:43	103-65-1	
Styrene	ND	ug/L	0.50	0.29	1		02/01/22 12:43	100-42-5	
1,1,1,2-Tetrachloroethane	ND	ug/L	0.50	0.31	1		02/01/22 12:43	630-20-6	
1,1,2,2-Tetrachloroethane	ND	ug/L	0.50	0.22	1		02/01/22 12:43	79-34-5	
Tetrachloroethene	ND	ug/L	0.50	0.29	1		02/01/22 12:43	127-18-4	
Toluene	ND	ug/L	0.50	0.48	1		02/01/22 12:43	108-88-3	
1,2,3-Trichlorobenzene	ND	ug/L	2.0	0.81	1		02/01/22 12:43	87-61-6	
1,2,4-Trichlorobenzene	ND	ug/L	2.0	0.64	1		02/01/22 12:43	120-82-1	
1,1,1-Trichloroethane	ND	ug/L	0.50	0.33	1		02/01/22 12:43	71-55-6	
1,1,2-Trichloroethane	ND	ug/L	0.50	0.32	1		02/01/22 12:43	79-00-5	
Trichloroethene	ND	ug/L	0.50	0.38	1		02/01/22 12:43	79-01-6	
Trichlorofluoromethane	ND	ug/L	1.0	0.30	1		02/01/22 12:43	75-69-4	
1,2,3-Trichloropropane	ND	ug/L	0.50	0.26	1		02/01/22 12:43	96-18-4	
1,2,4-Trimethylbenzene	ND	ug/L	0.50	0.50	1		02/01/22 12:43	95-63-6	
1,3,5-Trimethylbenzene	ND	ug/L	0.50	0.33	1		02/01/22 12:43	108-67-8	
Vinyl chloride	ND	ug/L	1.0	0.39	1		02/01/22 12:43	75-01-4	
m&p-Xylene	ND	ug/L	1.0	0.71	1		02/01/22 12:43	179601-23-1	
o-Xylene	ND	ug/L	0.50	0.34	1		02/01/22 12:43	95-47-6	
Surrogates									
1,2-Dichloroethane-d4 (S)	100	%	70-130		1		02/01/22 12:43	17060-07-0	
4-Bromofluorobenzene (S)	102	%	70-130		1		02/01/22 12:43	460-00-4	
Toluene-d8 (S)	103	%	70-130		1		02/01/22 12:43	2037-26-5	

REPORT OF LABORATORY ANALYSIS

This report shall not be reproduced, except in full,
without the written consent of Pace Analytical Services, LLC.

Pace Analytical Services, LLC
9800 Kincey Ave. Suite 100
Huntersville, NC 28078
(704)875-9092

ANALYTICAL RESULTS

Project: CPC HUNTERSVILLE-60639876
Pace Project No.: 92585316

Sample: TRIP BLANK **Lab ID: 92585316010** Collected: 01/31/22 00:00 Received: 01/31/22 16:41 Matrix: Water

Parameters	Results	Units	Report Limit	MDL	DF	Prepared	Analyzed	CAS No.	Qual
6200B MSV	Analytical Method: SM 6200B Pace Analytical Services - Charlotte								
Benzene	ND	ug/L	0.50	0.34	1		02/01/22 13:01	71-43-2	
Bromobenzene	ND	ug/L	0.50	0.29	1		02/01/22 13:01	108-86-1	
Bromochloromethane	ND	ug/L	0.50	0.47	1		02/01/22 13:01	74-97-5	
Bromodichloromethane	ND	ug/L	0.50	0.31	1		02/01/22 13:01	75-27-4	
Bromoform	ND	ug/L	0.50	0.34	1		02/01/22 13:01	75-25-2	
Bromomethane	ND	ug/L	5.0	1.7	1		02/01/22 13:01	74-83-9	
n-Butylbenzene	ND	ug/L	0.50	0.49	1		02/01/22 13:01	104-51-8	
sec-Butylbenzene	ND	ug/L	0.50	0.40	1		02/01/22 13:01	135-98-8	
tert-Butylbenzene	ND	ug/L	0.50	0.32	1		02/01/22 13:01	98-06-6	
Carbon tetrachloride	ND	ug/L	0.50	0.33	1		02/01/22 13:01	56-23-5	
Chlorobenzene	ND	ug/L	0.50	0.28	1		02/01/22 13:01	108-90-7	
Chloroethane	ND	ug/L	1.0	0.65	1		02/01/22 13:01	75-00-3	
Chloroform	ND	ug/L	0.50	0.35	1		02/01/22 13:01	67-66-3	
Chloromethane	ND	ug/L	1.0	0.54	1		02/01/22 13:01	74-87-3	
2-Chlorotoluene	ND	ug/L	0.50	0.32	1		02/01/22 13:01	95-49-8	
4-Chlorotoluene	ND	ug/L	0.50	0.32	1		02/01/22 13:01	106-43-4	
1,2-Dibromo-3-chloropropane	ND	ug/L	1.0	0.34	1		02/01/22 13:01	96-12-8	
Dibromochloromethane	ND	ug/L	0.50	0.36	1		02/01/22 13:01	124-48-1	
1,2-Dibromoethane (EDB)	ND	ug/L	0.50	0.27	1		02/01/22 13:01	106-93-4	
Dibromomethane	ND	ug/L	0.50	0.39	1		02/01/22 13:01	74-95-3	
1,2-Dichlorobenzene	ND	ug/L	0.50	0.34	1		02/01/22 13:01	95-50-1	
1,3-Dichlorobenzene	ND	ug/L	0.50	0.34	1		02/01/22 13:01	541-73-1	
1,4-Dichlorobenzene	ND	ug/L	0.50	0.33	1		02/01/22 13:01	106-46-7	
Dichlorodifluoromethane	ND	ug/L	0.50	0.35	1		02/01/22 13:01	75-71-8	
1,1-Dichloroethane	ND	ug/L	0.50	0.37	1		02/01/22 13:01	75-34-3	
1,2-Dichloroethane	ND	ug/L	0.50	0.32	1		02/01/22 13:01	107-06-2	
1,1-Dichloroethene	ND	ug/L	0.50	0.35	1		02/01/22 13:01	75-35-4	
cis-1,2-Dichloroethene	ND	ug/L	0.50	0.38	1		02/01/22 13:01	156-59-2	
trans-1,2-Dichloroethene	ND	ug/L	0.50	0.40	1		02/01/22 13:01	156-60-5	
1,2-Dichloropropane	ND	ug/L	0.50	0.36	1		02/01/22 13:01	78-87-5	
1,3-Dichloropropane	ND	ug/L	0.50	0.28	1		02/01/22 13:01	142-28-9	
2,2-Dichloropropane	ND	ug/L	0.50	0.39	1		02/01/22 13:01	594-20-7	
1,1-Dichloropropene	ND	ug/L	0.50	0.43	1		02/01/22 13:01	563-58-6	
cis-1,3-Dichloropropene	ND	ug/L	0.50	0.36	1		02/01/22 13:01	10061-01-5	
trans-1,3-Dichloropropene	ND	ug/L	0.50	0.36	1		02/01/22 13:01	10061-02-6	
Diisopropyl ether	ND	ug/L	0.50	0.31	1		02/01/22 13:01	108-20-3	
Ethylbenzene	ND	ug/L	0.50	0.30	1		02/01/22 13:01	100-41-4	
Hexachloro-1,3-butadiene	ND	ug/L	2.0	1.5	1		02/01/22 13:01	87-68-3	
Isopropylbenzene (Cumene)	ND	ug/L	0.50	0.33	1		02/01/22 13:01	98-82-8	
Methylene Chloride	ND	ug/L	2.0	2.0	1		02/01/22 13:01	75-09-2	
Methyl-tert-butyl ether	ND	ug/L	0.50	0.42	1		02/01/22 13:01	1634-04-4	
Naphthalene	ND	ug/L	2.0	0.64	1		02/01/22 13:01	91-20-3	
n-Propylbenzene	ND	ug/L	0.50	0.34	1		02/01/22 13:01	103-65-1	
Styrene	ND	ug/L	0.50	0.29	1		02/01/22 13:01	100-42-5	
1,1,1,2-Tetrachloroethane	ND	ug/L	0.50	0.31	1		02/01/22 13:01	630-20-6	

REPORT OF LABORATORY ANALYSIS

This report shall not be reproduced, except in full,
without the written consent of Pace Analytical Services, LLC.

Pace Analytical Services, LLC
9800 Kincey Ave. Suite 100
Huntersville, NC 28078
(704)875-9092

ANALYTICAL RESULTS

Project: CPC HUNTERSVILLE-60639876
Pace Project No.: 92585316

Sample: TRIP BLANK **Lab ID: 92585316010** Collected: 01/31/22 00:00 Received: 01/31/22 16:41 Matrix: Water

Parameters	Results	Units	Report Limit	MDL	DF	Prepared	Analyzed	CAS No.	Qual
6200B MSV	Analytical Method: SM 6200B Pace Analytical Services - Charlotte								
1,1,2,2-Tetrachloroethane	ND	ug/L	0.50	0.22	1		02/01/22 13:01	79-34-5	
Tetrachloroethene	ND	ug/L	0.50	0.29	1		02/01/22 13:01	127-18-4	
Toluene	ND	ug/L	0.50	0.48	1		02/01/22 13:01	108-88-3	
1,2,3-Trichlorobenzene	ND	ug/L	2.0	0.81	1		02/01/22 13:01	87-61-6	
1,2,4-Trichlorobenzene	ND	ug/L	2.0	0.64	1		02/01/22 13:01	120-82-1	
1,1,1-Trichloroethane	ND	ug/L	0.50	0.33	1		02/01/22 13:01	71-55-6	
1,1,2-Trichloroethane	ND	ug/L	0.50	0.32	1		02/01/22 13:01	79-00-5	
Trichloroethene	ND	ug/L	0.50	0.38	1		02/01/22 13:01	79-01-6	
Trichlorofluoromethane	ND	ug/L	1.0	0.30	1		02/01/22 13:01	75-69-4	
1,2,3-Trichloropropane	ND	ug/L	0.50	0.26	1		02/01/22 13:01	96-18-4	
1,2,4-Trimethylbenzene	ND	ug/L	0.50	0.50	1		02/01/22 13:01	95-63-6	
1,3,5-Trimethylbenzene	ND	ug/L	0.50	0.33	1		02/01/22 13:01	108-67-8	
Vinyl chloride	ND	ug/L	1.0	0.39	1		02/01/22 13:01	75-01-4	
m&p-Xylene	ND	ug/L	1.0	0.71	1		02/01/22 13:01	179601-23-1	
o-Xylene	ND	ug/L	0.50	0.34	1		02/01/22 13:01	95-47-6	
Surrogates									
1,2-Dichloroethane-d4 (S)	100	%	70-130		1		02/01/22 13:01	17060-07-0	
4-Bromofluorobenzene (S)	103	%	70-130		1		02/01/22 13:01	460-00-4	
Toluene-d8 (S)	104	%	70-130		1		02/01/22 13:01	2037-26-5	

REPORT OF LABORATORY ANALYSIS

This report shall not be reproduced, except in full,
without the written consent of Pace Analytical Services, LLC.

Pace Analytical Services, LLC
9800 Kincey Ave. Suite 100
Huntersville, NC 28078
(704)875-9092

QUALITY CONTROL DATA

Project: CPC HUNTERSVILLE-60639876
Pace Project No.: 92585316

QC Batch: 675349 Analysis Method: MADEP VPH
QC Batch Method: MADEP VPH Analysis Description: VPH NC Water
Laboratory: Pace Analytical Services - Charlotte
Associated Lab Samples: 92585316001, 92585316002, 92585316003, 92585316004, 92585316005, 92585316007, 92585316008, 92585316009

METHOD BLANK: 3534774 Matrix: Water
Associated Lab Samples: 92585316001, 92585316002, 92585316003, 92585316004, 92585316005, 92585316007, 92585316008, 92585316009

Parameter	Units	Blank Result	Reporting Limit	MDL	Analyzed	Qualifiers
Aliphatic (C05-C08)	ug/L	ND	500	500	02/01/22 21:15	N2
Aromatic (C09-C10)	ug/L	ND	50.0	50.0	02/01/22 21:15	N2
4-Bromofluorobenzene (FID) (S)	%	102	70-130		02/01/22 21:15	
4-Bromofluorobenzene (PID) (S)	%	102	70-130		02/01/22 21:15	

LABORATORY CONTROL SAMPLE & LCSD: 3534775 3534776

Parameter	Units	Spike Conc.	LCS Result	LCSD Result	LCS % Rec	LCSD % Rec	% Rec Limits	RPD	Max RPD	Qualifiers
Aliphatic (C05-C08)	ug/L	300	399	399	133	133	70-130	0	25	L1,N2
Aromatic (C09-C10)	ug/L	100	97.6	97.9	98	98	70-130	0	25	N2
4-Bromofluorobenzene (FID) (S)	%				100	99	70-130			
4-Bromofluorobenzene (PID) (S)	%				102	99	70-130			

Results presented on this page are in the units indicated by the "Units" column except where an alternate unit is presented to the right of the result.

REPORT OF LABORATORY ANALYSIS

This report shall not be reproduced, except in full,
without the written consent of Pace Analytical Services, LLC.

Pace Analytical Services, LLC
9800 Kincey Ave. Suite 100
Huntersville, NC 28078
(704)875-9092

QUALITY CONTROL DATA

Project: CPC HUNTERSVILLE-60639876
Pace Project No.: 92585316

QC Batch: 675646
QC Batch Method: MADEP VPH
Analysis Method: MADEP VPH
Analysis Description: VPH NC Water
Laboratory: Pace Analytical Services - Charlotte
Associated Lab Samples: 92585316006

METHOD BLANK: 3536465 Matrix: Water
Associated Lab Samples: 92585316006

Parameter	Units	Blank Result	Reporting Limit	MDL	Analyzed	Qualifiers
Aliphatic (C05-C08)	ug/L	ND	50.0	50.0	02/02/22 16:43	N2
Aromatic (C09-C10)	ug/L	ND	50.0	50.0	02/02/22 16:43	N2
4-Bromofluorobenzene (FID) (S)	%	98	70-130		02/02/22 16:43	
4-Bromofluorobenzene (PID) (S)	%	96	70-130		02/02/22 16:43	

LABORATORY CONTROL SAMPLE & LCSD: 3536466 3536467

Parameter	Units	Spike Conc.	LCS Result	LCSD Result	LCS % Rec	LCSD % Rec	% Rec Limits	RPD	Max RPD	Qualifiers
Aliphatic (C05-C08)	ug/L	300	354	339	118	113	70-130	4	25	N2
Aromatic (C09-C10)	ug/L	100	92.2	92.9	92	93	70-130	1	25	N2
4-Bromofluorobenzene (FID) (S)	%				103	101	70-130			
4-Bromofluorobenzene (PID) (S)	%				100	98	70-130			

Results presented on this page are in the units indicated by the "Units" column except where an alternate unit is presented to the right of the result.

REPORT OF LABORATORY ANALYSIS

This report shall not be reproduced, except in full,
without the written consent of Pace Analytical Services, LLC.

Pace Analytical Services, LLC
9800 Kincey Ave. Suite 100
Huntersville, NC 28078
(704)875-9092

QUALITY CONTROL DATA

Project: CPC HUNTERSVILLE-60639876
Pace Project No.: 92585316

QC Batch: 675138 | Analysis Method: EPA 6010D
QC Batch Method: EPA 3010A | Analysis Description: 6010 MET
Laboratory: Pace Analytical Services - Asheville
Associated Lab Samples: 92585316001, 92585316002, 92585316003, 92585316004, 92585316006, 92585316007, 92585316008

METHOD BLANK: 3533696 Matrix: Water
Associated Lab Samples: 92585316001, 92585316002, 92585316003, 92585316004, 92585316006, 92585316007, 92585316008

Parameter	Units	Blank Result	Reporting Limit	MDL	Analyzed	Qualifiers
Lead	ug/L	ND	5.0	4.5	02/02/22 11:18	

LABORATORY CONTROL SAMPLE: 3533697

Parameter	Units	Spike Conc.	LCS Result	LCS % Rec	% Rec Limits	Qualifiers
Lead	ug/L	500	489	98	80-120	

MATRIX SPIKE & MATRIX SPIKE DUPLICATE: 3533698 3533699

Parameter	Units	92585314001 Result	MS Spike Conc.	MSD Spike Conc.	MS Result	MSD Result	MS % Rec	MSD % Rec	% Rec Limits	RPD	Max RPD	Qual
Lead	ug/L	ND	500	500	513	463	103	93	75-125	10	20	

Results presented on this page are in the units indicated by the "Units" column except where an alternate unit is presented to the right of the result.

REPORT OF LABORATORY ANALYSIS

This report shall not be reproduced, except in full,
without the written consent of Pace Analytical Services, LLC.

Pace Analytical Services, LLC
9800 Kincey Ave. Suite 100
Huntersville, NC 28078
(704)875-9092

QUALITY CONTROL DATA

Project: CPC HUNTERSVILLE-60639876
Pace Project No.: 92585316

QC Batch: 675502
QC Batch Method: EPA 3010A
Analysis Method: EPA 6010D
Analysis Description: 6010 MET
Laboratory: Pace Analytical Services - Asheville
Associated Lab Samples: 92585316005

METHOD BLANK: 3535234 Matrix: Water
Associated Lab Samples: 92585316005

Parameter	Units	Blank Result	Reporting Limit	MDL	Analyzed	Qualifiers
Lead	ug/L	ND	5.0	4.5	02/03/22 09:13	

LABORATORY CONTROL SAMPLE: 3535235

Parameter	Units	Spike Conc.	LCS Result	LCS % Rec	% Rec Limits	Qualifiers
Lead	ug/L	500	510	102	80-120	

MATRIX SPIKE & MATRIX SPIKE DUPLICATE: 3535236 3535237

Parameter	Units	92585316005 Result	MS Spike Conc.	MSD Spike Conc.	MS Result	MSD Result	MS % Rec	MSD % Rec	% Rec Limits	RPD	Max RPD	Qual
Lead	ug/L	ND	500	500	551	546	110	109	75-125	1	20	

Results presented on this page are in the units indicated by the "Units" column except where an alternate unit is presented to the right of the result.

REPORT OF LABORATORY ANALYSIS

This report shall not be reproduced, except in full,
without the written consent of Pace Analytical Services, LLC.

Pace Analytical Services, LLC
9800 Kincey Ave. Suite 100
Huntersville, NC 28078
(704)875-9092

QUALITY CONTROL DATA

Project: CPC HUNTERSVILLE-60639876
Pace Project No.: 92585316

QC Batch: 675139 Analysis Method: SM 6200B
QC Batch Method: SM 6200B Analysis Description: 6200B MSV
Laboratory: Pace Analytical Services - Charlotte
Associated Lab Samples: 92585316001, 92585316002, 92585316003, 92585316004, 92585316005

METHOD BLANK: 3533700 Matrix: Water
Associated Lab Samples: 92585316001, 92585316002, 92585316003, 92585316004, 92585316005

Parameter	Units	Blank Result	Reporting Limit	MDL	Analyzed	Qualifiers
1,1,1,2-Tetrachloroethane	ug/L	ND	0.50	0.31	02/01/22 13:54	
1,1,1-Trichloroethane	ug/L	ND	0.50	0.33	02/01/22 13:54	
1,1,2,2-Tetrachloroethane	ug/L	ND	0.50	0.22	02/01/22 13:54	
1,1,2-Trichloroethane	ug/L	ND	0.50	0.32	02/01/22 13:54	
1,1-Dichloroethane	ug/L	ND	0.50	0.37	02/01/22 13:54	
1,1-Dichloroethene	ug/L	ND	0.50	0.35	02/01/22 13:54	
1,1-Dichloropropene	ug/L	ND	0.50	0.43	02/01/22 13:54	
1,2,3-Trichlorobenzene	ug/L	ND	2.0	0.81	02/01/22 13:54	
1,2,3-Trichloropropane	ug/L	ND	0.50	0.26	02/01/22 13:54	
1,2,4-Trichlorobenzene	ug/L	ND	2.0	0.64	02/01/22 13:54	
1,2,4-Trimethylbenzene	ug/L	ND	0.50	0.50	02/01/22 13:54	
1,2-Dibromo-3-chloropropane	ug/L	ND	1.0	0.34	02/01/22 13:54	
1,2-Dibromoethane (EDB)	ug/L	ND	0.50	0.27	02/01/22 13:54	
1,2-Dichlorobenzene	ug/L	ND	0.50	0.34	02/01/22 13:54	
1,2-Dichloroethane	ug/L	ND	0.50	0.32	02/01/22 13:54	
1,2-Dichloropropane	ug/L	ND	0.50	0.36	02/01/22 13:54	
1,3,5-Trimethylbenzene	ug/L	ND	0.50	0.33	02/01/22 13:54	
1,3-Dichlorobenzene	ug/L	ND	0.50	0.34	02/01/22 13:54	
1,3-Dichloropropane	ug/L	ND	0.50	0.28	02/01/22 13:54	
1,4-Dichlorobenzene	ug/L	ND	0.50	0.33	02/01/22 13:54	
2,2-Dichloropropane	ug/L	ND	0.50	0.39	02/01/22 13:54	
2-Chlorotoluene	ug/L	ND	0.50	0.32	02/01/22 13:54	
4-Chlorotoluene	ug/L	ND	0.50	0.32	02/01/22 13:54	
Benzene	ug/L	ND	0.50	0.34	02/01/22 13:54	
Bromobenzene	ug/L	ND	0.50	0.29	02/01/22 13:54	
Bromochloromethane	ug/L	ND	0.50	0.47	02/01/22 13:54	
Bromodichloromethane	ug/L	ND	0.50	0.31	02/01/22 13:54	
Bromoform	ug/L	ND	0.50	0.34	02/01/22 13:54	
Bromomethane	ug/L	ND	5.0	1.7	02/01/22 13:54	IH
Carbon tetrachloride	ug/L	ND	0.50	0.33	02/01/22 13:54	
Chlorobenzene	ug/L	ND	0.50	0.28	02/01/22 13:54	
Chloroethane	ug/L	ND	1.0	0.65	02/01/22 13:54	
Chloroform	ug/L	ND	0.50	0.35	02/01/22 13:54	
Chloromethane	ug/L	ND	1.0	0.54	02/01/22 13:54	
cis-1,2-Dichloroethene	ug/L	ND	0.50	0.38	02/01/22 13:54	
cis-1,3-Dichloropropene	ug/L	ND	0.50	0.36	02/01/22 13:54	
Dibromochloromethane	ug/L	ND	0.50	0.36	02/01/22 13:54	
Dibromomethane	ug/L	ND	0.50	0.39	02/01/22 13:54	
Dichlorodifluoromethane	ug/L	ND	0.50	0.35	02/01/22 13:54	
Diisopropyl ether	ug/L	ND	0.50	0.31	02/01/22 13:54	

Results presented on this page are in the units indicated by the "Units" column except where an alternate unit is presented to the right of the result.

REPORT OF LABORATORY ANALYSIS

This report shall not be reproduced, except in full,
without the written consent of Pace Analytical Services, LLC.

Pace Analytical Services, LLC
9800 Kincey Ave. Suite 100
Huntersville, NC 28078
(704)875-9092

QUALITY CONTROL DATA

Project: CPC HUNTERSVILLE-60639876
Pace Project No.: 92585316

METHOD BLANK: 3533700 Matrix: Water
Associated Lab Samples: 92585316001, 92585316002, 92585316003, 92585316004, 92585316005

Parameter	Units	Blank Result	Reporting Limit	MDL	Analyzed	Qualifiers
Ethylbenzene	ug/L	ND	0.50	0.30	02/01/22 13:54	
Hexachloro-1,3-butadiene	ug/L	ND	2.0	1.5	02/01/22 13:54	
Isopropylbenzene (Cumene)	ug/L	ND	0.50	0.33	02/01/22 13:54	
m&p-Xylene	ug/L	ND	1.0	0.71	02/01/22 13:54	
Methyl-tert-butyl ether	ug/L	ND	0.50	0.42	02/01/22 13:54	
Methylene Chloride	ug/L	ND	2.0	2.0	02/01/22 13:54	
n-Butylbenzene	ug/L	ND	0.50	0.49	02/01/22 13:54	
n-Propylbenzene	ug/L	ND	0.50	0.34	02/01/22 13:54	
Naphthalene	ug/L	ND	2.0	0.64	02/01/22 13:54	
o-Xylene	ug/L	ND	0.50	0.34	02/01/22 13:54	
sec-Butylbenzene	ug/L	ND	0.50	0.40	02/01/22 13:54	
Styrene	ug/L	ND	0.50	0.29	02/01/22 13:54	
tert-Butylbenzene	ug/L	ND	0.50	0.32	02/01/22 13:54	
Tetrachloroethene	ug/L	ND	0.50	0.29	02/01/22 13:54	
Toluene	ug/L	ND	0.50	0.48	02/01/22 13:54	
trans-1,2-Dichloroethene	ug/L	ND	0.50	0.40	02/01/22 13:54	
trans-1,3-Dichloropropene	ug/L	ND	0.50	0.36	02/01/22 13:54	
Trichloroethene	ug/L	ND	0.50	0.38	02/01/22 13:54	
Trichlorofluoromethane	ug/L	ND	1.0	0.30	02/01/22 13:54	
Vinyl chloride	ug/L	ND	1.0	0.39	02/01/22 13:54	
1,2-Dichloroethane-d4 (S)	%	101	70-130		02/01/22 13:54	
4-Bromofluorobenzene (S)	%	98	70-130		02/01/22 13:54	
Toluene-d8 (S)	%	100	70-130		02/01/22 13:54	

LABORATORY CONTROL SAMPLE: 3533701

Parameter	Units	Spike Conc.	LCS Result	LCS % Rec	% Rec Limits	Qualifiers
1,1,1,2-Tetrachloroethane	ug/L	50	53.3	107	60-140	
1,1,1-Trichloroethane	ug/L	50	52.4	105	60-140	
1,1,2,2-Tetrachloroethane	ug/L	50	53.0	106	60-140	
1,1,2-Trichloroethane	ug/L	50	50.8	102	60-140	
1,1-Dichloroethane	ug/L	50	51.8	104	60-140	
1,1-Dichloroethene	ug/L	50	49.0	98	60-140	
1,1-Dichloropropene	ug/L	50	51.1	102	60-140	
1,2,3-Trichlorobenzene	ug/L	50	48.7	97	60-140	
1,2,3-Trichloropropane	ug/L	50	50.4	101	60-140	
1,2,4-Trichlorobenzene	ug/L	50	49.9	100	60-140	
1,2,4-Trimethylbenzene	ug/L	50	48.9	98	60-140	
1,2-Dibromo-3-chloropropane	ug/L	50	58.5	117	60-140	
1,2-Dibromoethane (EDB)	ug/L	50	53.6	107	60-140	
1,2-Dichlorobenzene	ug/L	50	47.9	96	60-140	
1,2-Dichloroethane	ug/L	50	51.2	102	60-140	
1,2-Dichloropropane	ug/L	50	52.3	105	60-140	
1,3,5-Trimethylbenzene	ug/L	50	49.1	98	60-140	

Results presented on this page are in the units indicated by the "Units" column except where an alternate unit is presented to the right of the result.

REPORT OF LABORATORY ANALYSIS

This report shall not be reproduced, except in full,
without the written consent of Pace Analytical Services, LLC.

Pace Analytical Services, LLC
9800 Kincey Ave. Suite 100
Huntersville, NC 28078
(704)875-9092

QUALITY CONTROL DATA

Project: CPC HUNTERSVILLE-60639876
Pace Project No.: 92585316

LABORATORY CONTROL SAMPLE: 3533701

Parameter	Units	Spike Conc.	LCS Result	LCS % Rec	% Rec Limits	Qualifiers
1,3-Dichlorobenzene	ug/L	50	50.7	101	60-140	
1,3-Dichloropropane	ug/L	50	51.2	102	60-140	
1,4-Dichlorobenzene	ug/L	50	49.1	98	60-140	
2,2-Dichloropropane	ug/L	50	52.2	104	60-140	
2-Chlorotoluene	ug/L	50	49.5	99	60-140	
4-Chlorotoluene	ug/L	50	47.0	94	60-140	
Benzene	ug/L	50	49.3	99	60-140	
Bromobenzene	ug/L	50	50.6	101	60-140	
Bromochloromethane	ug/L	50	51.6	103	60-140	
Bromodichloromethane	ug/L	50	54.5	109	60-140	
Bromoform	ug/L	50	59.1	118	60-140	
Bromomethane	ug/L	50	75.1	150	60-140	IH,L1
Carbon tetrachloride	ug/L	50	52.6	105	60-140	
Chlorobenzene	ug/L	50	50.2	100	60-140	
Chloroethane	ug/L	50	47.1	94	60-140	
Chloroform	ug/L	50	48.7	97	60-140	
Chloromethane	ug/L	50	59.7	119	60-140	
cis-1,2-Dichloroethene	ug/L	50	51.6	103	60-140	
cis-1,3-Dichloropropene	ug/L	50	54.1	108	60-140	
Dibromochloromethane	ug/L	50	54.2	108	60-140	
Dibromomethane	ug/L	50	52.2	104	60-140	
Dichlorodifluoromethane	ug/L	50	68.5	137	60-140	
Diisopropyl ether	ug/L	50	49.5	99	60-140	
Ethylbenzene	ug/L	50	49.6	99	60-140	
Hexachloro-1,3-butadiene	ug/L	50	53.6	107	60-140	
Isopropylbenzene (Cumene)	ug/L	50	50.7	101	60-140	
m&p-Xylene	ug/L	100	100	100	60-140	
Methyl-tert-butyl ether	ug/L	50	49.8	100	60-140	
Methylene Chloride	ug/L	50	55.6	111	60-140	
n-Butylbenzene	ug/L	50	49.4	99	60-140	
n-Propylbenzene	ug/L	50	49.3	99	60-140	
Naphthalene	ug/L	50	49.4	99	60-140	
o-Xylene	ug/L	50	52.3	105	60-140	
sec-Butylbenzene	ug/L	50	48.6	97	60-140	
Styrene	ug/L	50	53.5	107	60-140	
tert-Butylbenzene	ug/L	50	42.1	84	60-140	
Tetrachloroethene	ug/L	50	48.9	98	60-140	
Toluene	ug/L	50	49.3	99	60-140	
trans-1,2-Dichloroethene	ug/L	50	51.9	104	60-140	
trans-1,3-Dichloropropene	ug/L	50	54.5	109	60-140	
Trichloroethene	ug/L	50	50.5	101	60-140	
Trichlorofluoromethane	ug/L	50	46.7	93	60-140	
Vinyl chloride	ug/L	50	59.0	118	60-140	
1,2-Dichloroethane-d4 (S)	%			100	70-130	
4-Bromofluorobenzene (S)	%			103	70-130	
Toluene-d8 (S)	%			100	70-130	

Results presented on this page are in the units indicated by the "Units" column except where an alternate unit is presented to the right of the result.

REPORT OF LABORATORY ANALYSIS

This report shall not be reproduced, except in full,
without the written consent of Pace Analytical Services, LLC.

Pace Analytical Services, LLC
9800 Kincey Ave. Suite 100
Huntersville, NC 28078
(704)875-9092

QUALITY CONTROL DATA

Project: CPC HUNTERSVILLE-60639876
Pace Project No.: 92585316

MATRIX SPIKE & MATRIX SPIKE DUPLICATE: 3533702 3533703

Parameter	Units	92585316005 Result	MS Spike Conc.	MSD Spike Conc.	MS Result	MSD Result	MS % Rec	MSD % Rec	% Rec Limits	RPD	Max RPD	Qual
1,1,1,2-Tetrachloroethane	ug/L	ND	20	20	20.5	21.2	102	106	60-140	3	30	
1,1,1-Trichloroethane	ug/L	ND	20	20	19.4	19.4	97	97	60-140	0	30	
1,1,2,2-Tetrachloroethane	ug/L	ND	20	20	19.7	19.9	99	99	60-140	1	30	
1,1,2-Trichloroethane	ug/L	ND	20	20	20.0	20.0	100	100	60-140	0	30	
1,1-Dichloroethane	ug/L	ND	20	20	19.1	19.3	96	96	60-140	1	30	
1,1-Dichloroethene	ug/L	ND	20	20	17.5	17.9	87	90	60-140	3	30	
1,1-Dichloropropene	ug/L	ND	20	20	19.3	19.3	96	96	60-140	0	30	
1,2,3-Trichlorobenzene	ug/L	ND	20	20	19.3	19.5	97	98	60-140	1	30	
1,2,3-Trichloropropane	ug/L	ND	20	20	18.5	19.9	93	100	60-140	7	30	
1,2,4-Trichlorobenzene	ug/L	ND	20	20	19.4	19.6	97	98	60-140	1	30	
1,2,4-Trimethylbenzene	ug/L	ND	20	20	19.1	19.4	95	97	60-140	1	30	
1,2-Dibromo-3-chloropropane	ug/L	ND	20	20	21.6	21.6	108	108	60-140	0	30	
1,2-Dibromoethane (EDB)	ug/L	ND	20	20	20.0	20.5	100	102	60-140	3	30	
1,2-Dichlorobenzene	ug/L	ND	20	20	18.0	18.8	90	94	60-140	4	30	
1,2-Dichloroethane	ug/L	ND	20	20	18.8	19.6	94	98	60-140	4	30	
1,2-Dichloropropane	ug/L	ND	20	20	19.7	19.6	99	98	60-140	1	30	
1,3,5-Trimethylbenzene	ug/L	ND	20	20	19.7	20.1	99	100	60-140	2	30	
1,3-Dichlorobenzene	ug/L	ND	20	20	19.1	19.4	96	97	60-140	1	30	
1,3-Dichloropropane	ug/L	ND	20	20	19.9	20.2	99	101	60-140	2	30	
1,4-Dichlorobenzene	ug/L	ND	20	20	18.4	19.1	92	95	60-140	4	30	
2,2-Dichloropropane	ug/L	ND	20	20	19.5	19.5	97	97	60-140	0	30	
2-Chlorotoluene	ug/L	ND	20	20	19.1	19.7	96	98	60-140	3	30	
4-Chlorotoluene	ug/L	ND	20	20	18.3	18.8	92	94	60-140	2	30	
Benzene	ug/L	ND	20	20	18.6	18.7	93	93	60-140	0	30	
Bromobenzene	ug/L	ND	20	20	19.0	19.9	95	100	60-140	5	30	
Bromochloromethane	ug/L	ND	20	20	19.2	19.2	96	96	60-140	0	30	
Bromodichloromethane	ug/L	ND	20	20	20.3	19.8	102	99	60-140	3	30	
Bromoform	ug/L	ND	20	20	20.4	20.3	102	101	60-140	1	30	
Bromomethane	ug/L	ND	20	20	28.0	26.0	140	130	60-140	7	30	IH
Carbon tetrachloride	ug/L	ND	20	20	19.4	19.4	97	97	60-140	0	30	
Chlorobenzene	ug/L	ND	20	20	19.1	19.8	96	99	60-140	3	30	
Chloroethane	ug/L	ND	20	20	20.3	21.2	101	106	60-140	5	30	
Chloroform	ug/L	ND	20	20	18.1	18.8	90	93	60-140	4	30	
Chloromethane	ug/L	ND	20	20	18.5	18.2	92	91	60-140	2	30	
cis-1,2-Dichloroethene	ug/L	ND	20	20	19.5	19.3	98	97	60-140	1	30	
cis-1,3-Dichloropropene	ug/L	ND	20	20	20.3	20.0	102	100	60-140	1	30	
Dibromochloromethane	ug/L	ND	20	20	20.0	20.0	100	100	60-140	0	30	
Dibromomethane	ug/L	ND	20	20	19.9	19.4	100	97	60-140	2	30	
Dichlorodifluoromethane	ug/L	ND	20	20	15.1	15.0	75	75	60-140	1	30	
Diisopropyl ether	ug/L	ND	20	20	18.1	18.3	90	91	60-140	1	30	
Ethylbenzene	ug/L	ND	20	20	19.2	19.7	96	99	60-140	2	30	
Hexachloro-1,3-butadiene	ug/L	ND	20	20	24.1	23.2	120	116	60-140	4	30	
Isopropylbenzene (Cumene)	ug/L	ND	20	20	19.7	20.1	99	100	60-140	2	30	
m&p-Xylene	ug/L	ND	40	40	38.7	39.4	97	99	60-140	2	30	

Results presented on this page are in the units indicated by the "Units" column except where an alternate unit is presented to the right of the result.

REPORT OF LABORATORY ANALYSIS

This report shall not be reproduced, except in full,
without the written consent of Pace Analytical Services, LLC.

Pace Analytical Services, LLC
9800 Kincey Ave. Suite 100
Huntersville, NC 28078
(704)875-9092

QUALITY CONTROL DATA

Project: CPC HUNTERSVILLE-60639876
Pace Project No.: 92585316

MATRIX SPIKE & MATRIX SPIKE DUPLICATE: 3533702 3533703

Parameter	Units	92585316005 Result	MS Spike Conc.	MSD Spike Conc.	MS Result	MSD Result	MS % Rec	MSD % Rec	% Rec Limits	RPD	Max RPD	Qual
Methyl-tert-butyl ether	ug/L	ND	20	20	17.7	17.7	88	89	60-140	0	30	
Methylene Chloride	ug/L	ND	20	20	19.8	20.4	99	102	60-140	3	30	
n-Butylbenzene	ug/L	ND	20	20	19.9	20.5	100	102	60-140	3	30	
n-Propylbenzene	ug/L	ND	20	20	19.8	20.3	99	101	60-140	2	30	
Naphthalene	ug/L	ND	20	20	16.9	17.2	85	86	60-140	2	30	
o-Xylene	ug/L	ND	20	20	20.0	19.9	100	100	60-140	0	30	
sec-Butylbenzene	ug/L	ND	20	20	20.4	20.3	102	102	60-140	1	30	
Styrene	ug/L	ND	20	20	19.0	19.4	95	97	60-140	2	30	
tert-Butylbenzene	ug/L	ND	20	20	16.8	17.6	84	88	60-140	4	30	
Tetrachloroethene	ug/L	ND	20	20	19.1	19.8	96	99	60-140	3	30	
Toluene	ug/L	ND	20	20	19.2	18.8	96	94	60-140	2	30	
trans-1,2-Dichloroethene	ug/L	ND	20	20	18.8	18.5	94	92	60-140	2	30	
trans-1,3-Dichloropropene	ug/L	ND	20	20	20.1	20.1	101	100	60-140	0	30	
Trichloroethene	ug/L	ND	20	20	19.5	18.8	97	94	60-140	4	30	
Trichlorofluoromethane	ug/L	ND	20	20	16.5	16.1	82	80	60-140	2	30	
Vinyl chloride	ug/L	ND	20	20	17.8	18.3	89	91	60-140	3	30	
1,2-Dichloroethane-d4 (S)	%						97	97	70-130			
4-Bromofluorobenzene (S)	%						97	98	70-130			
Toluene-d8 (S)	%						100	99	70-130			

Results presented on this page are in the units indicated by the "Units" column except where an alternate unit is presented to the right of the result.

REPORT OF LABORATORY ANALYSIS

This report shall not be reproduced, except in full,
without the written consent of Pace Analytical Services, LLC.

Pace Analytical Services, LLC
9800 Kincey Ave. Suite 100
Huntersville, NC 28078
(704)875-9092

QUALITY CONTROL DATA

Project: CPC HUNTERSVILLE-60639876
Pace Project No.: 92585316

QC Batch: 675176 | Analysis Method: SM 6200B
QC Batch Method: SM 6200B | Analysis Description: 6200B MSV
Laboratory: Pace Analytical Services - Charlotte

Associated Lab Samples: 92585316006, 92585316007, 92585316008, 92585316009, 92585316010

METHOD BLANK: 3533808 Matrix: Water

Associated Lab Samples: 92585316006, 92585316007, 92585316008, 92585316009, 92585316010

Parameter	Units	Blank Result	Reporting Limit	MDL	Analyzed	Qualifiers
1,1,1,2-Tetrachloroethane	ug/L	ND	0.50	0.31	02/01/22 12:09	
1,1,1-Trichloroethane	ug/L	ND	0.50	0.33	02/01/22 12:09	
1,1,2,2-Tetrachloroethane	ug/L	ND	0.50	0.22	02/01/22 12:09	
1,1,2-Trichloroethane	ug/L	ND	0.50	0.32	02/01/22 12:09	
1,1-Dichloroethane	ug/L	ND	0.50	0.37	02/01/22 12:09	
1,1-Dichloroethene	ug/L	ND	0.50	0.35	02/01/22 12:09	
1,1-Dichloropropene	ug/L	ND	0.50	0.43	02/01/22 12:09	
1,2,3-Trichlorobenzene	ug/L	ND	2.0	0.81	02/01/22 12:09	
1,2,3-Trichloropropane	ug/L	ND	0.50	0.26	02/01/22 12:09	
1,2,4-Trichlorobenzene	ug/L	ND	2.0	0.64	02/01/22 12:09	
1,2,4-Trimethylbenzene	ug/L	ND	0.50	0.50	02/01/22 12:09	
1,2-Dibromo-3-chloropropane	ug/L	ND	1.0	0.34	02/01/22 12:09	
1,2-Dibromoethane (EDB)	ug/L	ND	0.50	0.27	02/01/22 12:09	
1,2-Dichlorobenzene	ug/L	ND	0.50	0.34	02/01/22 12:09	
1,2-Dichloroethane	ug/L	ND	0.50	0.32	02/01/22 12:09	
1,2-Dichloropropane	ug/L	ND	0.50	0.36	02/01/22 12:09	
1,3,5-Trimethylbenzene	ug/L	ND	0.50	0.33	02/01/22 12:09	
1,3-Dichlorobenzene	ug/L	ND	0.50	0.34	02/01/22 12:09	
1,3-Dichloropropane	ug/L	ND	0.50	0.28	02/01/22 12:09	
1,4-Dichlorobenzene	ug/L	ND	0.50	0.33	02/01/22 12:09	
2,2-Dichloropropane	ug/L	ND	0.50	0.39	02/01/22 12:09	
2-Chlorotoluene	ug/L	ND	0.50	0.32	02/01/22 12:09	
4-Chlorotoluene	ug/L	ND	0.50	0.32	02/01/22 12:09	
Benzene	ug/L	ND	0.50	0.34	02/01/22 12:09	
Bromobenzene	ug/L	ND	0.50	0.29	02/01/22 12:09	
Bromochloromethane	ug/L	ND	0.50	0.47	02/01/22 12:09	
Bromodichloromethane	ug/L	ND	0.50	0.31	02/01/22 12:09	
Bromoform	ug/L	ND	0.50	0.34	02/01/22 12:09	
Bromomethane	ug/L	ND	5.0	1.7	02/01/22 12:09	
Carbon tetrachloride	ug/L	ND	0.50	0.33	02/01/22 12:09	
Chlorobenzene	ug/L	ND	0.50	0.28	02/01/22 12:09	
Chloroethane	ug/L	ND	1.0	0.65	02/01/22 12:09	
Chloroform	ug/L	ND	0.50	0.35	02/01/22 12:09	
Chloromethane	ug/L	ND	1.0	0.54	02/01/22 12:09	
cis-1,2-Dichloroethene	ug/L	ND	0.50	0.38	02/01/22 12:09	
cis-1,3-Dichloropropene	ug/L	ND	0.50	0.36	02/01/22 12:09	
Dibromochloromethane	ug/L	ND	0.50	0.36	02/01/22 12:09	
Dibromomethane	ug/L	ND	0.50	0.39	02/01/22 12:09	
Dichlorodifluoromethane	ug/L	ND	0.50	0.35	02/01/22 12:09	
Diisopropyl ether	ug/L	ND	0.50	0.31	02/01/22 12:09	

Results presented on this page are in the units indicated by the "Units" column except where an alternate unit is presented to the right of the result.

REPORT OF LABORATORY ANALYSIS

This report shall not be reproduced, except in full,
without the written consent of Pace Analytical Services, LLC.

Pace Analytical Services, LLC
9800 Kincey Ave. Suite 100
Huntersville, NC 28078
(704)875-9092

QUALITY CONTROL DATA

Project: CPC HUNTERSVILLE-60639876
Pace Project No.: 92585316

METHOD BLANK: 3533808 Matrix: Water
Associated Lab Samples: 92585316006, 92585316007, 92585316008, 92585316009, 92585316010

Parameter	Units	Blank Result	Reporting Limit	MDL	Analyzed	Qualifiers
Ethylbenzene	ug/L	ND	0.50	0.30	02/01/22 12:09	
Hexachloro-1,3-butadiene	ug/L	ND	2.0	1.5	02/01/22 12:09	
Isopropylbenzene (Cumene)	ug/L	ND	0.50	0.33	02/01/22 12:09	
m&p-Xylene	ug/L	ND	1.0	0.71	02/01/22 12:09	
Methyl-tert-butyl ether	ug/L	ND	0.50	0.42	02/01/22 12:09	
Methylene Chloride	ug/L	ND	2.0	2.0	02/01/22 12:09	
n-Butylbenzene	ug/L	ND	0.50	0.49	02/01/22 12:09	
n-Propylbenzene	ug/L	ND	0.50	0.34	02/01/22 12:09	
Naphthalene	ug/L	ND	2.0	0.64	02/01/22 12:09	
o-Xylene	ug/L	ND	0.50	0.34	02/01/22 12:09	
sec-Butylbenzene	ug/L	ND	0.50	0.40	02/01/22 12:09	
Styrene	ug/L	ND	0.50	0.29	02/01/22 12:09	
tert-Butylbenzene	ug/L	ND	0.50	0.32	02/01/22 12:09	
Tetrachloroethene	ug/L	ND	0.50	0.29	02/01/22 12:09	
Toluene	ug/L	ND	0.50	0.48	02/01/22 12:09	
trans-1,2-Dichloroethene	ug/L	ND	0.50	0.40	02/01/22 12:09	
trans-1,3-Dichloropropene	ug/L	ND	0.50	0.36	02/01/22 12:09	
Trichloroethene	ug/L	ND	0.50	0.38	02/01/22 12:09	
Trichlorofluoromethane	ug/L	ND	1.0	0.30	02/01/22 12:09	
Vinyl chloride	ug/L	ND	1.0	0.39	02/01/22 12:09	
1,2-Dichloroethane-d4 (S)	%	99	70-130		02/01/22 12:09	
4-Bromofluorobenzene (S)	%	102	70-130		02/01/22 12:09	
Toluene-d8 (S)	%	102	70-130		02/01/22 12:09	

LABORATORY CONTROL SAMPLE: 3533809

Parameter	Units	Spike Conc.	LCS Result	LCS % Rec	% Rec Limits	Qualifiers
1,1,1,2-Tetrachloroethane	ug/L	50	51.9	104	60-140	
1,1,1-Trichloroethane	ug/L	50	49.4	99	60-140	
1,1,2,2-Tetrachloroethane	ug/L	50	51.2	102	60-140	
1,1,2-Trichloroethane	ug/L	50	50.2	100	60-140	
1,1-Dichloroethane	ug/L	50	50.6	101	60-140	
1,1-Dichloroethene	ug/L	50	54.7	109	60-140	
1,1-Dichloropropene	ug/L	50	53.0	106	60-140	
1,2,3-Trichlorobenzene	ug/L	50	48.1	96	60-140	
1,2,3-Trichloropropane	ug/L	50	49.4	99	60-140	
1,2,4-Trichlorobenzene	ug/L	50	48.1	96	60-140	
1,2,4-Trimethylbenzene	ug/L	50	50.5	101	60-140	
1,2-Dibromo-3-chloropropane	ug/L	50	53.5	107	60-140	
1,2-Dibromoethane (EDB)	ug/L	50	52.3	105	60-140	
1,2-Dichlorobenzene	ug/L	50	48.4	97	60-140	
1,2-Dichloroethane	ug/L	50	47.3	95	60-140	
1,2-Dichloropropane	ug/L	50	54.0	108	60-140	
1,3,5-Trimethylbenzene	ug/L	50	50.6	101	60-140	

Results presented on this page are in the units indicated by the "Units" column except where an alternate unit is presented to the right of the result.

REPORT OF LABORATORY ANALYSIS

This report shall not be reproduced, except in full,
without the written consent of Pace Analytical Services, LLC.

Pace Analytical Services, LLC
9800 Kincey Ave. Suite 100
Huntersville, NC 28078
(704)875-9092

QUALITY CONTROL DATA

Project: CPC HUNTERSVILLE-60639876
Pace Project No.: 92585316

LABORATORY CONTROL SAMPLE: 3533809

Parameter	Units	Spike Conc.	LCS Result	LCS % Rec	% Rec Limits	Qualifiers
1,3-Dichlorobenzene	ug/L	50	48.2	96	60-140	
1,3-Dichloropropane	ug/L	50	52.8	106	60-140	
1,4-Dichlorobenzene	ug/L	50	48.9	98	60-140	
2,2-Dichloropropane	ug/L	50	50.6	101	60-140	
2-Chlorotoluene	ug/L	50	49.6	99	60-140	
4-Chlorotoluene	ug/L	50	48.0	96	60-140	
Benzene	ug/L	50	49.8	100	60-140	
Bromobenzene	ug/L	50	48.2	96	60-140	
Bromochloromethane	ug/L	50	49.0	98	60-140	
Bromodichloromethane	ug/L	50	50.0	100	60-140	
Bromoform	ug/L	50	52.1	104	60-140	
Bromomethane	ug/L	50	45.0	90	60-140	
Carbon tetrachloride	ug/L	50	50.4	101	60-140	
Chlorobenzene	ug/L	50	47.9	96	60-140	
Chloroethane	ug/L	50	48.6	97	60-140	
Chloroform	ug/L	50	43.7	87	60-140	
Chloromethane	ug/L	50	48.0	96	60-140	
cis-1,2-Dichloroethene	ug/L	50	48.6	97	60-140	
cis-1,3-Dichloropropene	ug/L	50	53.1	106	60-140	
Dibromochloromethane	ug/L	50	54.4	109	60-140	
Dibromomethane	ug/L	50	46.4	93	60-140	
Dichlorodifluoromethane	ug/L	50	43.6	87	60-140	
Diisopropyl ether	ug/L	50	53.2	106	60-140	
Ethylbenzene	ug/L	50	48.9	98	60-140	
Hexachloro-1,3-butadiene	ug/L	50	48.6	97	60-140	
Isopropylbenzene (Cumene)	ug/L	50	49.2	98	60-140	
m&p-Xylene	ug/L	100	96.1	96	60-140	
Methyl-tert-butyl ether	ug/L	50	52.7	105	60-140	
Methylene Chloride	ug/L	50	49.2	98	60-140	
n-Butylbenzene	ug/L	50	51.0	102	60-140	
n-Propylbenzene	ug/L	50	49.7	99	60-140	
Naphthalene	ug/L	50	50.3	101	60-140	
o-Xylene	ug/L	50	48.0	96	60-140	
sec-Butylbenzene	ug/L	50	49.3	99	60-140	
Styrene	ug/L	50	50.4	101	60-140	
tert-Butylbenzene	ug/L	50	41.7	83	60-140	
Tetrachloroethene	ug/L	50	48.8	98	60-140	
Toluene	ug/L	50	46.4	93	60-140	
trans-1,2-Dichloroethene	ug/L	50	52.0	104	60-140	
trans-1,3-Dichloropropene	ug/L	50	51.7	103	60-140	
Trichloroethene	ug/L	50	49.9	100	60-140	
Trichlorofluoromethane	ug/L	50	42.4	85	60-140	
Vinyl chloride	ug/L	50	48.5	97	60-140	
1,2-Dichloroethane-d4 (S)	%			96	70-130	
4-Bromofluorobenzene (S)	%			99	70-130	
Toluene-d8 (S)	%			100	70-130	

Results presented on this page are in the units indicated by the "Units" column except where an alternate unit is presented to the right of the result.

REPORT OF LABORATORY ANALYSIS

This report shall not be reproduced, except in full,
without the written consent of Pace Analytical Services, LLC.

Pace Analytical Services, LLC
9800 Kincey Ave. Suite 100
Huntersville, NC 28078
(704)875-9092

QUALITY CONTROL DATA

Project: CPC HUNTERSVILLE-60639876
Pace Project No.: 92585316

MATRIX SPIKE & MATRIX SPIKE DUPLICATE: 3533810 3533811

Parameter	Units	92585315005 Result	MS Spike Conc.	MSD Spike Conc.	MS Result	MSD Result	MS % Rec	MSD % Rec	% Rec Limits	RPD	Max RPD	Qual
1,1,1,2-Tetrachloroethane	ug/L	ND	20	20	20.2	19.3	101	96	60-140	5	30	
1,1,1-Trichloroethane	ug/L	ND	20	20	20.3	19.4	102	97	60-140	5	30	
1,1,2,2-Tetrachloroethane	ug/L	ND	20	20	20.4	19.9	102	99	60-140	3	30	
1,1,2-Trichloroethane	ug/L	ND	20	20	20.5	19.4	103	97	60-140	6	30	
1,1-Dichloroethane	ug/L	ND	20	20	21.3	20.2	106	101	60-140	5	30	
1,1-Dichloroethene	ug/L	ND	20	20	22.4	21.4	112	107	60-140	5	30	
1,1-Dichloropropene	ug/L	ND	20	20	21.3	20.3	106	101	60-140	5	30	
1,2,3-Trichlorobenzene	ug/L	ND	20	20	17.6	19.0	88	95	60-140	8	30	
1,2,3-Trichloropropane	ug/L	ND	20	20	20.0	19.1	100	95	60-140	5	30	
1,2,4-Trichlorobenzene	ug/L	ND	20	20	17.8	19.0	89	95	60-140	7	30	
1,2,4-Trimethylbenzene	ug/L	ND	20	20	20.3	20.5	102	103	60-140	1	30	
1,2-Dibromo-3-chloropropane	ug/L	ND	20	20	20.3	20.2	102	101	60-140	1	30	
1,2-Dibromoethane (EDB)	ug/L	ND	20	20	20.4	19.3	102	97	60-140	5	30	
1,2-Dichlorobenzene	ug/L	ND	20	20	19.2	19.4	96	97	60-140	1	30	
1,2-Dichloroethane	ug/L	ND	20	20	19.6	18.4	98	92	60-140	6	30	
1,2-Dichloropropane	ug/L	ND	20	20	22.5	21.2	113	106	60-140	6	30	
1,3,5-Trimethylbenzene	ug/L	ND	20	20	20.5	20.4	102	102	60-140	0	30	
1,3-Dichlorobenzene	ug/L	ND	20	20	19.5	19.5	98	98	60-140	0	30	
1,3-Dichloropropane	ug/L	ND	20	20	20.6	19.8	103	99	60-140	4	30	
1,4-Dichlorobenzene	ug/L	ND	20	20	19.8	19.9	99	100	60-140	0	30	
2,2-Dichloropropane	ug/L	ND	20	20	20.4	19.7	102	98	60-140	4	30	
2-Chlorotoluene	ug/L	ND	20	20	20.6	20.7	103	103	60-140	0	30	
4-Chlorotoluene	ug/L	ND	20	20	19.7	19.7	99	99	60-140	0	30	
Benzene	ug/L	ND	20	20	20.9	19.8	105	99	60-140	5	30	
Bromobenzene	ug/L	ND	20	20	19.8	19.6	99	98	60-140	1	30	
Bromochloromethane	ug/L	ND	20	20	20.5	18.8	102	94	60-140	8	30	
Bromodichloromethane	ug/L	ND	20	20	20.1	19.3	100	96	60-140	4	30	
Bromoform	ug/L	ND	20	20	19.2	18.6	96	93	60-140	3	30	
Bromomethane	ug/L	ND	20	20	12.3	13.7	61	68	60-140	11	30	
Carbon tetrachloride	ug/L	ND	20	20	20.8	20.2	104	101	60-140	3	30	
Chlorobenzene	ug/L	ND	20	20	20.3	19.5	101	97	60-140	4	30	
Chloroethane	ug/L	ND	20	20	20.6	19.9	103	100	60-140	3	30	
Chloroform	ug/L	ND	20	20	19.4	17.9	96	88	60-140	8	30	
Chloromethane	ug/L	ND	20	20	17.3	16.7	87	83	60-140	4	30	
cis-1,2-Dichloroethene	ug/L	ND	20	20	20.6	19.3	103	97	60-140	6	30	
cis-1,3-Dichloropropene	ug/L	ND	20	20	20.7	19.4	103	97	60-140	6	30	
Dibromochloromethane	ug/L	ND	20	20	20.4	19.6	102	98	60-140	4	30	
Dibromomethane	ug/L	ND	20	20	19.2	18.4	96	92	60-140	4	30	
Dichlorodifluoromethane	ug/L	ND	20	20	13.7	13.1	68	65	60-140	5	30	
Diisopropyl ether	ug/L	ND	20	20	21.0	19.4	105	97	60-140	8	30	
Ethylbenzene	ug/L	ND	20	20	20.5	19.8	103	99	60-140	4	30	
Hexachloro-1,3-butadiene	ug/L	ND	20	20	18.1	18.8	91	94	60-140	4	30	
Isopropylbenzene (Cumene)	ug/L	ND	20	20	20.6	20.0	103	100	60-140	3	30	
m&p-Xylene	ug/L	ND	40	40	40.5	39.1	101	98	60-140	3	30	

Results presented on this page are in the units indicated by the "Units" column except where an alternate unit is presented to the right of the result.

REPORT OF LABORATORY ANALYSIS

This report shall not be reproduced, except in full,
without the written consent of Pace Analytical Services, LLC.

Pace Analytical Services, LLC
9800 Kincey Ave. Suite 100
Huntersville, NC 28078
(704)875-9092

QUALITY CONTROL DATA

Project: CPC HUNTERSVILLE-60639876
Pace Project No.: 92585316

MATRIX SPIKE & MATRIX SPIKE DUPLICATE: 3533810 3533811

Parameter	Units	92585315005 Result	MS Spike Conc.	MSD Spike Conc.	MS Result	MSD Result	MS % Rec	MSD % Rec	% Rec Limits	RPD	Max RPD	Qual
Methyl-tert-butyl ether	ug/L	ND	20	20	19.7	18.4	99	92	60-140	7	30	
Methylene Chloride	ug/L	ND	20	20	20.7	19.6	104	98	60-140	6	30	
n-Butylbenzene	ug/L	ND	20	20	19.7	20.6	99	103	60-140	4	30	
n-Propylbenzene	ug/L	ND	20	20	20.5	20.4	103	102	60-140	1	30	
Naphthalene	ug/L	ND	20	20	18.2	19.5	91	98	60-140	7	30	
o-Xylene	ug/L	ND	20	20	20.1	19.4	100	97	60-140	3	30	
sec-Butylbenzene	ug/L	ND	20	20	19.9	20.5	100	102	60-140	3	30	
Styrene	ug/L	ND	20	20	20.7	19.7	104	99	60-140	5	30	
tert-Butylbenzene	ug/L	ND	20	20	17.3	17.2	86	86	60-140	0	30	
Tetrachloroethene	ug/L	ND	20	20	19.8	19.2	99	96	60-140	3	30	
Toluene	ug/L	ND	20	20	19.9	19.3	99	97	60-140	3	30	
trans-1,2-Dichloroethene	ug/L	ND	20	20	21.6	20.7	108	103	60-140	5	30	
trans-1,3-Dichloropropene	ug/L	ND	20	20	19.7	19.0	99	95	60-140	4	30	
Trichloroethene	ug/L	ND	20	20	20.5	19.4	103	97	60-140	6	30	
Trichlorofluoromethane	ug/L	ND	20	20	17.4	16.7	87	83	60-140	4	30	
Vinyl chloride	ug/L	ND	20	20	18.3	17.6	92	88	60-140	4	30	
1,2-Dichloroethane-d4 (S)	%						103	100	70-130			
4-Bromofluorobenzene (S)	%						99	99	70-130			
Toluene-d8 (S)	%						100	101	70-130			

Results presented on this page are in the units indicated by the "Units" column except where an alternate unit is presented to the right of the result.

REPORT OF LABORATORY ANALYSIS

This report shall not be reproduced, except in full,
without the written consent of Pace Analytical Services, LLC.

Pace Analytical Services, LLC
9800 Kincey Ave. Suite 100
Huntersville, NC 28078
(704)875-9092

QUALIFIERS

Project: CPC HUNTERSVILLE-60639876
Pace Project No.: 92585316

DEFINITIONS

DF - Dilution Factor, if reported, represents the factor applied to the reported data due to dilution of the sample aliquot.

ND - Not Detected at or above adjusted reporting limit.

TNTC - Too Numerous To Count

J - Estimated concentration above the adjusted method detection limit and below the adjusted reporting limit.

MDL - Adjusted Method Detection Limit.

PQL - Practical Quantitation Limit.

RL - Reporting Limit - The lowest concentration value that meets project requirements for quantitative data with known precision and bias for a specific analyte in a specific matrix.

S - Surrogate

1,2-Diphenylhydrazine decomposes to and cannot be separated from Azobenzene using Method 8270. The result for each analyte is a combined concentration.

Consistent with EPA guidelines, unrounded data are displayed and have been used to calculate % recovery and RPD values.

LCS(D) - Laboratory Control Sample (Duplicate)

MS(D) - Matrix Spike (Duplicate)

DUP - Sample Duplicate

RPD - Relative Percent Difference

NC - Not Calculable.

SG - Silica Gel - Clean-Up

U - Indicates the compound was analyzed for, but not detected.

Acid preservation may not be appropriate for 2 Chloroethylvinyl ether.

A separate vial preserved to a pH of 4-5 is recommended in SW846 Chapter 4 for the analysis of Acrolein and Acrylonitrile by EPA Method 8260.

N-Nitrosodiphenylamine decomposes and cannot be separated from Diphenylamine using Method 8270. The result reported for each analyte is a combined concentration.

Reported results are not rounded until the final step prior to reporting. Therefore, calculated parameters that are typically reported as "Total" may vary slightly from the sum of the reported component parameters.

Pace Analytical is TNI accredited. Contact your Pace PM for the current list of accredited analytes.

TNI - The NELAC Institute.

ANALYTE QUALIFIERS

IH	This analyte exceeded secondary source verification criteria high for the initial calibration. The reported results should be considered an estimated value.
L1	Analyte recovery in the laboratory control sample (LCS) was above QC limits. Results for this analyte in associated samples may be biased high.
N2	The lab does not hold NELAC/TNI accreditation for this parameter but other accreditations/certifications may apply. A complete list of accreditations/certifications is available upon request.

This report shall not be reproduced, except in full,
without the written consent of Pace Analytical Services, LLC.

Pace Analytical Services, LLC
9800 Kincey Ave. Suite 100
Huntersville, NC 28078
(704)875-9092

QUALITY CONTROL DATA CROSS REFERENCE TABLE

Project: CPC HUNTERSVILLE-60639876
Pace Project No.: 92585316

Lab ID	Sample ID	QC Batch Method	QC Batch	Analytical Method	Analytical Batch
92585316001	**MW-51**	MADEP VPH	675349		
92585316002	**MW-14**	MADEP VPH	675349		
92585316003	**MW-45**	MADEP VPH	675349		
92585316004	**MW-14D**	MADEP VPH	675349		
92585316005	**MW-13**	MADEP VPH	675349		
92585316006	**MW-50**	MADEP VPH	675646		
92585316007	**DUP-2-20220131**	MADEP VPH	675349		
92585316008	**FB-1-20220131**	MADEP VPH	675349		
92585316009	**EB-1-20220131**	MADEP VPH	675349		
92585316001	**MW-51**	EPA 3010A	675138	EPA 6010D	675231
92585316002	**MW-14**	EPA 3010A	675138	EPA 6010D	675231
92585316003	**MW-45**	EPA 3010A	675138	EPA 6010D	675231
92585316004	**MW-14D**	EPA 3010A	675138	EPA 6010D	675231
92585316005	**MW-13**	EPA 3010A	675502	EPA 6010D	675674
92585316006	**MW-50**	EPA 3010A	675138	EPA 6010D	675231
92585316007	**DUP-2-20220131**	EPA 3010A	675138	EPA 6010D	675231
92585316008	**FB-1-20220131**	EPA 3010A	675138	EPA 6010D	675231
92585316001	**MW-51**	SM 6200B	675139		
92585316002	**MW-14**	SM 6200B	675139		
92585316003	**MW-45**	SM 6200B	675139		
92585316004	**MW-14D**	SM 6200B	675139		
92585316005	**MW-13**	SM 6200B	675139		
92585316006	**MW-50**	SM 6200B	675176		
92585316007	**DUP-2-20220131**	SM 6200B	675176		
92585316008	**FB-1-20220131**	SM 6200B	675176		
92585316009	**EB-1-20220131**	SM 6200B	675176		
92585316010	**TRIP BLANK**	SM 6200B	675176		

This report shall not be reproduced, except in full,
without the written consent of Pace Analytical Services, LLC.

Pace Analytical®	Document Name: Sample Condition Upon Receipt (SCUR)	Document Revised: November 15, 2021 Page 1 of 2
	Document No.: F-CAR-CS-033-Rev.08	Issuing Authority: Pace Carolinas Quality Office

Laboratory receiving samples:

Asheville ☐ Eden ☐ Greenwood ☐ Huntersville ☒ Raleigh ☐ Mechanicsville ☐ Atlanta ☐ Kernersville ☐

Sample Condition Upon Receipt

Client Name: AECOM

Project #: WO# : 92585316

92585316

Courier: ☐ Fed Ex ☐ UPS ☐ USPS ☒ Client ☐ Commercial ☐ Pace ☐ Other:____

Custody Seal Present? ☐ Yes ☒ No **Seals Intact?** ☐ Yes ☒ No

Date/Initials Person Examining Contents: KH 1/31/22

Packing Material: ☐ Bubble Wrap ☒ Bubble Bags ☐ None ☐ Other

Biological Tissue Frozen? ☐ Yes ☐ No ☒ N/A

Thermometer: ☒ IR Gun ID: 92T06H

Type of Ice: ☒ Wet ☐ Blue ☐ None

Cooler Temp: 1.6

Correction Factor: Add/Subtract (°C) 0

Temp should be above freezing to 6°C

☐ Samples out of temp criteria. Samples on ice, cooling process has begun

Cooler Temp Corrected (°C): 1.6

USDA Regulated Soil (☒ N/A, water sample)

Did samples originate in a quarantine zone within the United States: CA, NY, or SC (check maps)? ☐ Yes ☐ No

Did samples originate from a foreign source (internationally, including Hawaii and Puerto Rico)? ☐ Yes ☐ No

				Comments/Discrepancy:
Chain of Custody Present?	☒ Yes	☐ No	☐ N/A	1.
Samples Arrived within Hold Time?	☒ Yes	☐ No	☐ N/A	2.
Short Hold Time Analysis (<72 hr.)?	☐ Yes	☒ No	☐ N/A	3.
Rush Turn Around Time Requested?	☒ Yes	☐ No	☐ N/A	4.
Sufficient Volume?	☒ Yes	☐ No	☐ N/A	5.
Correct Containers Used?	☒ Yes	☐ No	☐ N/A	6.
-Pace Containers Used?	☒ Yes	☐ No	☐ N/A	
Containers Intact?	☒ Yes	☐ No	☐ N/A	7.
Dissolved analysis: Samples Field Filtered?	☐ Yes	☐ No	☒ N/A	8.
Sample Labels Match COC?	☒ Yes	☐ No	☐ N/A	9.
-Includes Date/Time/ID/Analysis Matrix: WT				
Headspace in VOA Vials (>5-6mm)?	☐ Yes	☒ No	☐ N/A	10.
Trip Blank Present?	☒ Yes	☐ No	☐ N/A	11.
Trip Blank Custody Seals Present?	☒ Yes	☐ No	☐ N/A	

COMMENTS/SAMPLE DISCREPANCY

Field Data Required? ☐ Yes ☐ No

Lot ID of split containers:

CLIENT NOTIFICATION/RESOLUTION

Person contacted: _____ Date/Time: _____

Project Manager SCURF Review: BV **Date:** 2/1/22

Project Manager SRF Review: BV **Date:** 2/1/22

***Check mark top half of box if pH and/or dechlorination is verified and within the acceptance range for preservation samples.**

Exceptions: VOA, Coliform, TOC, Oil and Grease, DRO/8015 (water) DOC, LLHg

****Bottom half of box is to list number of bottles**

Project # **WO#: 92585316**

PM: BV Due Date: 02/03/22

CLIENT: 92-AECOM CHA

Item#	BP4U-125 mL Plastic Unpreserved (N/A) (Cl-)	BP3U-250 mL Plastic Unpreserved (N/A)	BP2U-500 mL Plastic Unpreserved (N/A)	BP1U-1 liter Plastic Unpreserved (N/A)	BP4S-125 mL Plastic H2SO4 (pH < 2) (Cl-)	BP3N-250 mL plastic HNO3 (pH < 2)	BP4Z-125 mL Plastic ZN Acetate & NaOH (>9)	BP4B-125 mL Plastic NaOH (pH > 12) (Cl-)	WGFU-Wide-mouthed Glass jar Unpreserved	AG1U-1 liter Amber Unpreserved (N/A) (Cl-)	AG1H-1 liter Amber HCl (pH < 2)	AG3U-250 mL Amber Unpreserved (N/A) (Cl-)	AG1S-1 liter Amber H2SO4 (pH < 2)	AG3S-250 mL Amber H2SO4 (pH < 2)	AG3A(DG3A)-250 mL Amber NH4Cl (N/A)(Cl-)	DG9H-40 mL VOA HCl (N/A)	VG9T-40 mL VOA Na2S2O3 (N/A)	VG9U-40 mL VOA Unpreserved (N/A)	DG9P-40 mL VOA H3PO4 (N/A)	VOAK (3 vials per kit)-5035 kit (N/A)	V/GK (3 vials per kit)-VPH/Gas kit (N/A)	SP5T-125 mL Sterile Plastic (N/A – lab)	SP2T-250 mL Sterile Plastic (N/A – lab)		BP3A-250 mL Plastic (NH2)2SO4 (9.3-9.7)	AG0U-100 mL Amber Unpreserved vials (N/A)	VSGU-20 mL Scintillation vials (N/A)	DG9U-40 mL Amber Unpreserved vials (N/A)
1						✓										7													
2																													
3																													
4																													
5																													
6																													
7																													
8																													
9						✓																							
10																2													
11																													
12																													

pH Adjustment Log for Preserved Samples

Sample ID	Type of Preservative	pH upon receipt	Date preservation adjusted	Time preservation adjusted	Amount of Preservative added	Lot #

Note: Whenever there is a discrepancy affecting North Carolina compliance samples, a copy of this form will be sent to the North Carolina DEHNR Certification Office (i.e. Out of hold, incorrect preservative, out of temp, incorrect containers.

Pace Analytical
WWW.PACELABS.COM

CHAIN-OF-CUSTODY / Analytical Request Document

The Chain-of-Custody is a LEGAL DOCUMENT. All relevant fields must be completed accurately.

Submitting a sample via this chain of custody constitutes acknowledgment and acceptance of the Pace Terms and Conditions found at https://info.pacelabs.com/hubfs/pas-standard-terms.pdf.

Page : 1 Of 1

Section A Required Client Information:		Section B Required Project Information:		Section C Invoice Information:	
Company:	AECOM	Report To:	Andy Wreschnig	Attention:	
Address:	6000 Fairview Road	Copy To:		Company Name:	
Suite 200, Charlotte, NC 28210				Address:	
Email:	andrew.wreschnig@aecom.com	Purchase Order #:		Pace Quote:	60639876
Phone:	(704)716-0757 Fax:	Project Name:	CPC Huntersville-60639876	Pace Project Manager:	bonnie.vang@pacelabs.com,
Requested Due Date:	3 Day TAT	Project #:		Pace Profile #:	8458

Regulatory Agency: —
State / Location: NC

Requested Analysis Filtered (Y/N)

ITEM #	SAMPLE ID (One Character per box. (A-Z, 0-9 / , -) Sample Ids must be unique)	MATRIX CODE (see valid codes to left)	SAMPLE TYPE (G=GRAB C=COMP)	COLLECTED START DATE	COLLECTED START TIME	COLLECTED END DATE	COLLECTED END TIME	SAMPLE TEMP AT COLLECTION	# OF CONTAINERS	Preservatives: Unpreserved	H2SO4	HNO3	HCl	NaOH	Na2S2O3	Methanol	Other	Analyses Test Y/N	8200B	VPH	6010-Pb	n-butanol by 8015	Trip BLANK	DI Water	Residual Chlorine (Y/N)	925853116
1	MW-51	WT	G	1/31/22	1615							X	X						X	X	X					001
2	MW-14				1515							X	X													002
3	MW-45				1125							X	X													003
4	MW-14D				1400							X	X													004
5	MW-13				1310							X	X													005
6	MW-50				1450							X	X													006
7	Dup-2-20220131				—							X	X													007
8	FB-1-20220131				1351							X	X													008
9	EB-1-20220131				1515								X						X	X						009
10	Trip Blank	-	-	-	—								X										X			010
11																										
12																										

ADDITIONAL COMMENTS	RELINQUISHED BY / AFFILIATION	DATE	TIME	ACCEPTED BY / AFFILIATION	DATE	TIME	SAMPLE CONDITIONS			
	Erik Riegel AECOM	1/31/22	1641	J B Pace HVL	1/31/21	1641	1.6	Y	N	Y

SAMPLER NAME AND SIGNATURE

PRINT Name of SAMPLER: Erik Riegel

SIGNATURE of SAMPLER: Erik Riegel

DATE Signed: 1/31/22

TEMP in C | Received on Ice (Y/N) | Custody Sealed Cooler (Y/N) | Samples Intact (Y/N)

Pace Analytical Services, LLC
9800 Kincey Ave. Suite 100
Huntersville, NC 28078
(704)875-9092

February 05, 2022

Andrew Wreschnig
AECOM
6000 Fairview Road
Suite 200
Charlotte, NC 28210

RE: Project: CPC Huntersville-60674226
Pace Project No.: 92585559

Dear Andrew Wreschnig:

Enclosed are the analytical results for sample(s) received by the laboratory on February 01, 2022. The results relate only to the samples included in this report. Results reported herein conform to the applicable TNI/NELAC Standards and the laboratory's Quality Manual, where applicable, unless otherwise noted in the body of the report.

The test results provided in this final report were generated by each of the following laboratories within the Pace Network:

- Pace Analytical Services - Asheville
- Pace Analytical Services - Charlotte

If you have any questions concerning this report, please feel free to contact me.

Sincerely,

Bonnie Vang
bonnie.vang@pacelabs.com
(704)875-9092
Project Manager

Enclosures

cc: Teresa Amentt Jennings, AECOM
Jeff Morrison, Colonial Pipeline Company

This report shall not be reproduced, except in full,
without the written consent of Pace Analytical Services, LLC.

Pace Analytical Services, LLC
9800 Kincey Ave. Suite 100
Huntersville, NC 28078
(704)875-9092

CERTIFICATIONS

Project: CPC Huntersville-60674226
Pace Project No.: 92585559

Pace Analytical Services Charlotte

South Carolina Laboratory ID: 99006
9800 Kincey Ave. Ste 100, Huntersville, NC 28078
North Carolina Drinking Water Certification #: 37706
North Carolina Field Services Certification #: 5342
North Carolina Wastewater Certification #: 12
South Carolina Laboratory ID: 99006
South Carolina Certification #: 99006001
South Carolina Drinking Water Cert. #: 99006003
Florida/NELAP Certification #: E87627
Kentucky UST Certification #: 84
Louisiana DoH Drinking Water #: LA029
Virginia/VELAP Certification #: 460221

Pace Analytical Services Asheville

2225 Riverside Drive, Asheville, NC 28804
Florida/NELAP Certification #: E87648
North Carolina Drinking Water Certification #: 37712
North Carolina Wastewater Certification #: 40
South Carolina Laboratory ID: 99030
South Carolina Certification #: 99030001
Virginia/VELAP Certification #: 460222

This report shall not be reproduced, except in full,
without the written consent of Pace Analytical Services, LLC.

Pace Analytical Services, LLC
9800 Kincey Ave. Suite 100
Huntersville, NC 28078
(704)875-9092

SAMPLE SUMMARY

Project: CPC Huntersville-60674226
Pace Project No.: 92585559

Lab ID	Sample ID	Matrix	Date Collected	Date Received
92585559001	**MW-20**	Water	02/01/22 12:30	02/01/22 17:00
92585559002	**MW-91DD**	Water	02/01/22 13:55	02/01/22 17:00
92585559003	**MW-89D**	Water	02/01/22 14:30	02/01/22 17:00
92585559004	**TRIP BLANK**	Water	02/01/22 00:00	02/01/22 17:00

This report shall not be reproduced, except in full,
without the written consent of Pace Analytical Services, LLC.

Pace Analytical Services, LLC
9800 Kincey Ave. Suite 100
Huntersville, NC 28078
(704)875-9092

SAMPLE ANALYTE COUNT

Project: CPC Huntersville-60674226
Pace Project No.: 92585559

Lab ID	Sample ID	Method	Analysts	Analytes Reported	Laboratory
92585559001	**MW-20**	MADEP VPH	MAD	6	PASI-C
		EPA 6010D	RDT	1	PASI-A
		SM 6200B	BSH	63	PASI-C
92585559002	**MW-91DD**	MADEP VPH	MAD	6	PASI-C
		EPA 6010D	RDT	1	PASI-A
		SM 6200B	CL	63	PASI-C
92585559003	**MW-89D**	MADEP VPH	MAD	6	PASI-C
		EPA 6010D	RDT	1	PASI-A
		SM 6200B	CL	63	PASI-C
92585559004	**TRIP BLANK**	SM 6200B	CL	63	PASI-C

PASI-A = Pace Analytical Services - Asheville
PASI-C = Pace Analytical Services - Charlotte

This report shall not be reproduced, except in full,
without the written consent of Pace Analytical Services, LLC.

Pace Analytical Services, LLC
9800 Kincey Ave. Suite 100
Huntersville, NC 28078
(704)875-9092

ANALYTICAL RESULTS

Project: CPC Huntersville-60674226
Pace Project No.: 92585559

Sample: MW-20 **Lab ID: 92585559001** Collected: 02/01/22 12:30 Received: 02/01/22 17:00 Matrix: Water

Parameters	Results	Units	Report Limit	MDL	DF	Prepared	Analyzed	CAS No.	Qual
VPH NC Water	Analytical Method: MADEP VPH Pace Analytical Services - Charlotte								
Total VPH (C5-C12)	ND	ug/L	50.0	50.0	1		02/03/22 08:35		N2
Aliphatic (C05-C08)	ND	ug/L	50.0	50.0	1		02/03/22 08:35		N2
Aliphatic(C09-C12) Adjusted	ND	ug/L	50.0	50.0	1		02/03/22 08:35		N2
Aromatic (C09-C10)	ND	ug/L	50.0	50.0	1		02/03/22 08:35		N2
Surrogates									
4-Bromofluorobenzene (FID) (S)	95	%	70-130		1		02/03/22 08:35	460-00-4	
4-Bromofluorobenzene (PID) (S)	93	%	70-130		1		02/03/22 08:35	460-00-4	
6010 MET ICP	Analytical Method: EPA 6010D Preparation Method: EPA 3010A Pace Analytical Services - Asheville								
Lead	**16.0**	ug/L	5.0	4.5	1	02/02/22 12:54	02/03/22 17:12	7439-92-1	
6200B MSV	Analytical Method: SM 6200B Pace Analytical Services - Charlotte								
Benzene	ND	ug/L	0.50	0.34	1		02/02/22 17:46	71-43-2	
Bromobenzene	ND	ug/L	0.50	0.29	1		02/02/22 17:46	108-86-1	
Bromochloromethane	ND	ug/L	0.50	0.47	1		02/02/22 17:46	74-97-5	
Bromodichloromethane	**0.66**	ug/L	0.50	0.31	1		02/02/22 17:46	75-27-4	
Bromoform	ND	ug/L	0.50	0.34	1		02/02/22 17:46	75-25-2	
Bromomethane	ND	ug/L	5.0	1.7	1		02/02/22 17:46	74-83-9	
n-Butylbenzene	ND	ug/L	0.50	0.49	1		02/02/22 17:46	104-51-8	
sec-Butylbenzene	ND	ug/L	0.50	0.40	1		02/02/22 17:46	135-98-8	
tert-Butylbenzene	ND	ug/L	0.50	0.32	1		02/02/22 17:46	98-06-6	
Carbon tetrachloride	ND	ug/L	0.50	0.33	1		02/02/22 17:46	56-23-5	
Chlorobenzene	ND	ug/L	0.50	0.28	1		02/02/22 17:46	108-90-7	
Chloroethane	ND	ug/L	1.0	0.65	1		02/02/22 17:46	75-00-3	
Chloroform	**4.0**	ug/L	0.50	0.35	1		02/02/22 17:46	67-66-3	
Chloromethane	ND	ug/L	1.0	0.54	1		02/02/22 17:46	74-87-3	
2-Chlorotoluene	ND	ug/L	0.50	0.32	1		02/02/22 17:46	95-49-8	
4-Chlorotoluene	ND	ug/L	0.50	0.32	1		02/02/22 17:46	106-43-4	
1,2-Dibromo-3-chloropropane	ND	ug/L	1.0	0.34	1		02/02/22 17:46	96-12-8	
Dibromochloromethane	ND	ug/L	0.50	0.36	1		02/02/22 17:46	124-48-1	
1,2-Dibromoethane (EDB)	ND	ug/L	0.50	0.27	1		02/02/22 17:46	106-93-4	
Dibromomethane	ND	ug/L	0.50	0.39	1		02/02/22 17:46	74-95-3	
1,2-Dichlorobenzene	ND	ug/L	0.50	0.34	1		02/02/22 17:46	95-50-1	
1,3-Dichlorobenzene	ND	ug/L	0.50	0.34	1		02/02/22 17:46	541-73-1	
1,4-Dichlorobenzene	ND	ug/L	0.50	0.33	1		02/02/22 17:46	106-46-7	
Dichlorodifluoromethane	ND	ug/L	0.50	0.35	1		02/02/22 17:46	75-71-8	
1,1-Dichloroethane	ND	ug/L	0.50	0.37	1		02/02/22 17:46	75-34-3	
1,2-Dichloroethane	ND	ug/L	0.50	0.32	1		02/02/22 17:46	107-06-2	
1,1-Dichloroethene	ND	ug/L	0.50	0.35	1		02/02/22 17:46	75-35-4	
cis-1,2-Dichloroethene	ND	ug/L	0.50	0.38	1		02/02/22 17:46	156-59-2	
trans-1,2-Dichloroethene	ND	ug/L	0.50	0.40	1		02/02/22 17:46	156-60-5	
1,2-Dichloropropane	ND	ug/L	0.50	0.36	1		02/02/22 17:46	78-87-5	
1,3-Dichloropropane	ND	ug/L	0.50	0.28	1		02/02/22 17:46	142-28-9	

REPORT OF LABORATORY ANALYSIS

This report shall not be reproduced, except in full,
without the written consent of Pace Analytical Services, LLC.

Pace Analytical Services, LLC
9800 Kincey Ave. Suite 100
Huntersville, NC 28078
(704)875-9092

ANALYTICAL RESULTS

Project: CPC Huntersville-60674226
Pace Project No.: 92585559

Sample: MW-20 **Lab ID: 92585559001** Collected: 02/01/22 12:30 Received: 02/01/22 17:00 Matrix: Water

Parameters	Results	Units	Report Limit	MDL	DF	Prepared	Analyzed	CAS No.	Qual
6200B MSV	Analytical Method: SM 6200B Pace Analytical Services - Charlotte								
2,2-Dichloropropane	ND	ug/L	0.50	0.39	1		02/02/22 17:46	594-20-7	
1,1-Dichloropropene	ND	ug/L	0.50	0.43	1		02/02/22 17:46	563-58-6	
cis-1,3-Dichloropropene	ND	ug/L	0.50	0.36	1		02/02/22 17:46	10061-01-5	
trans-1,3-Dichloropropene	ND	ug/L	0.50	0.36	1		02/02/22 17:46	10061-02-6	
Diisopropyl ether	**1.3**	ug/L	0.50	0.31	1		02/02/22 17:46	108-20-3	
Ethylbenzene	ND	ug/L	0.50	0.30	1		02/02/22 17:46	100-41-4	
Hexachloro-1,3-butadiene	ND	ug/L	2.0	1.5	1		02/02/22 17:46	87-68-3	
Isopropylbenzene (Cumene)	ND	ug/L	0.50	0.33	1		02/02/22 17:46	98-82-8	
Methylene Chloride	ND	ug/L	2.0	2.0	1		02/02/22 17:46	75-09-2	
Methyl-tert-butyl ether	ND	ug/L	0.50	0.42	1		02/02/22 17:46	1634-04-4	
Naphthalene	ND	ug/L	2.0	0.64	1		02/02/22 17:46	91-20-3	
n-Propylbenzene	ND	ug/L	0.50	0.34	1		02/02/22 17:46	103-65-1	
Styrene	ND	ug/L	0.50	0.29	1		02/02/22 17:46	100-42-5	
1,1,1,2-Tetrachloroethane	ND	ug/L	0.50	0.31	1		02/02/22 17:46	630-20-6	
1,1,2,2-Tetrachloroethane	ND	ug/L	0.50	0.22	1		02/02/22 17:46	79-34-5	
Tetrachloroethene	ND	ug/L	0.50	0.29	1		02/02/22 17:46	127-18-4	
Toluene	ND	ug/L	0.50	0.48	1		02/02/22 17:46	108-88-3	
1,2,3-Trichlorobenzene	ND	ug/L	2.0	0.81	1		02/02/22 17:46	87-61-6	
1,2,4-Trichlorobenzene	ND	ug/L	2.0	0.64	1		02/02/22 17:46	120-82-1	
1,1,1-Trichloroethane	ND	ug/L	0.50	0.33	1		02/02/22 17:46	71-55-6	
1,1,2-Trichloroethane	ND	ug/L	0.50	0.32	1		02/02/22 17:46	79-00-5	
Trichloroethene	ND	ug/L	0.50	0.38	1		02/02/22 17:46	79-01-6	
Trichlorofluoromethane	ND	ug/L	1.0	0.30	1		02/02/22 17:46	75-69-4	
1,2,3-Trichloropropane	ND	ug/L	0.50	0.26	1		02/02/22 17:46	96-18-4	
1,2,4-Trimethylbenzene	ND	ug/L	0.50	0.50	1		02/02/22 17:46	95-63-6	
1,3,5-Trimethylbenzene	ND	ug/L	0.50	0.33	1		02/02/22 17:46	108-67-8	
Vinyl chloride	ND	ug/L	1.0	0.39	1		02/02/22 17:46	75-01-4	
m&p-Xylene	ND	ug/L	1.0	0.71	1		02/02/22 17:46	179601-23-1	
o-Xylene	ND	ug/L	0.50	0.34	1		02/02/22 17:46	95-47-6	
Surrogates									
1,2-Dichloroethane-d4 (S)	103	%	70-130		1		02/02/22 17:46	17060-07-0	
4-Bromofluorobenzene (S)	104	%	70-130		1		02/02/22 17:46	460-00-4	
Toluene-d8 (S)	102	%	70-130		1		02/02/22 17:46	2037-26-5	

REPORT OF LABORATORY ANALYSIS

This report shall not be reproduced, except in full,
without the written consent of Pace Analytical Services, LLC.

Pace Analytical Services, LLC
9800 Kincey Ave. Suite 100
Huntersville, NC 28078
(704)875-9092

ANALYTICAL RESULTS

Project: CPC Huntersville-60674226
Pace Project No.: 92585559

Sample: MW-91DD **Lab ID: 92585559002** Collected: 02/01/22 13:55 Received: 02/01/22 17:00 Matrix: Water

Parameters	Results	Units	Report Limit	MDL	DF	Prepared	Analyzed	CAS No.	Qual
VPH NC Water	Analytical Method: MADEP VPH Pace Analytical Services - Charlotte								
Total VPH (C5-C12)	ND	ug/L	50.0	50.0	1		02/03/22 09:03		N2
Aliphatic (C05-C08)	ND	ug/L	50.0	50.0	1		02/03/22 09:03		N2
Aliphatic(C09-C12) Adjusted	ND	ug/L	50.0	50.0	1		02/03/22 09:03		N2
Aromatic (C09-C10)	ND	ug/L	50.0	50.0	1		02/03/22 09:03		N2
Surrogates									
4-Bromofluorobenzene (FID) (S)	100	%	70-130		1		02/03/22 09:03	460-00-4	
4-Bromofluorobenzene (PID) (S)	98	%	70-130		1		02/03/22 09:03	460-00-4	
6010 MET ICP	Analytical Method: EPA 6010D Preparation Method: EPA 3010A Pace Analytical Services - Asheville								
Lead	ND	ug/L	5.0	4.5	1	02/02/22 12:54	02/03/22 17:15	7439-92-1	
6200B MSV	Analytical Method: SM 6200B Pace Analytical Services - Charlotte								
Benzene	ND	ug/L	0.50	0.34	1		02/03/22 05:51	71-43-2	
Bromobenzene	ND	ug/L	0.50	0.29	1		02/03/22 05:51	108-86-1	
Bromochloromethane	ND	ug/L	0.50	0.47	1		02/03/22 05:51	74-97-5	
Bromodichloromethane	ND	ug/L	0.50	0.31	1		02/03/22 05:51	75-27-4	
Bromoform	ND	ug/L	0.50	0.34	1		02/03/22 05:51	75-25-2	
Bromomethane	ND	ug/L	5.0	1.7	1		02/03/22 05:51	74-83-9	
n-Butylbenzene	ND	ug/L	0.50	0.49	1		02/03/22 05:51	104-51-8	
sec-Butylbenzene	ND	ug/L	0.50	0.40	1		02/03/22 05:51	135-98-8	
tert-Butylbenzene	ND	ug/L	0.50	0.32	1		02/03/22 05:51	98-06-6	
Carbon tetrachloride	ND	ug/L	0.50	0.33	1		02/03/22 05:51	56-23-5	
Chlorobenzene	ND	ug/L	0.50	0.28	1		02/03/22 05:51	108-90-7	
Chloroethane	ND	ug/L	1.0	0.65	1		02/03/22 05:51	75-00-3	
Chloroform	ND	ug/L	0.50	0.35	1		02/03/22 05:51	67-66-3	
Chloromethane	ND	ug/L	1.0	0.54	1		02/03/22 05:51	74-87-3	
2-Chlorotoluene	ND	ug/L	0.50	0.32	1		02/03/22 05:51	95-49-8	
4-Chlorotoluene	ND	ug/L	0.50	0.32	1		02/03/22 05:51	106-43-4	
1,2-Dibromo-3-chloropropane	ND	ug/L	1.0	0.34	1		02/03/22 05:51	96-12-8	
Dibromochloromethane	ND	ug/L	0.50	0.36	1		02/03/22 05:51	124-48-1	
1,2-Dibromoethane (EDB)	ND	ug/L	0.50	0.27	1		02/03/22 05:51	106-93-4	
Dibromomethane	ND	ug/L	0.50	0.39	1		02/03/22 05:51	74-95-3	
1,2-Dichlorobenzene	ND	ug/L	0.50	0.34	1		02/03/22 05:51	95-50-1	
1,3-Dichlorobenzene	ND	ug/L	0.50	0.34	1		02/03/22 05:51	541-73-1	
1,4-Dichlorobenzene	ND	ug/L	0.50	0.33	1		02/03/22 05:51	106-46-7	
Dichlorodifluoromethane	ND	ug/L	0.50	0.35	1		02/03/22 05:51	75-71-8	
1,1-Dichloroethane	ND	ug/L	0.50	0.37	1		02/03/22 05:51	75-34-3	
1,2-Dichloroethane	ND	ug/L	0.50	0.32	1		02/03/22 05:51	107-06-2	
1,1-Dichloroethene	ND	ug/L	0.50	0.35	1		02/03/22 05:51	75-35-4	
cis-1,2-Dichloroethene	ND	ug/L	0.50	0.38	1		02/03/22 05:51	156-59-2	
trans-1,2-Dichloroethene	ND	ug/L	0.50	0.40	1		02/03/22 05:51	156-60-5	
1,2-Dichloropropane	ND	ug/L	0.50	0.36	1		02/03/22 05:51	78-87-5	
1,3-Dichloropropane	ND	ug/L	0.50	0.28	1		02/03/22 05:51	142-28-9	

REPORT OF LABORATORY ANALYSIS

This report shall not be reproduced, except in full,
without the written consent of Pace Analytical Services, LLC.

Pace Analytical Services, LLC
9800 Kincey Ave. Suite 100
Huntersville, NC 28078
(704)875-9092

ANALYTICAL RESULTS

Project: CPC Huntersville-60674226
Pace Project No.: 92585559

Sample: MW-91DD **Lab ID: 92585559002** Collected: 02/01/22 13:55 Received: 02/01/22 17:00 Matrix: Water

Parameters	Results	Units	Report Limit	MDL	DF	Prepared	Analyzed	CAS No.	Qual
6200B MSV	Analytical Method: SM 6200B Pace Analytical Services - Charlotte								
2,2-Dichloropropane	ND	ug/L	0.50	0.39	1		02/03/22 05:51	594-20-7	IL
1,1-Dichloropropene	ND	ug/L	0.50	0.43	1		02/03/22 05:51	563-58-6	
cis-1,3-Dichloropropene	ND	ug/L	0.50	0.36	1		02/03/22 05:51	10061-01-5	
trans-1,3-Dichloropropene	ND	ug/L	0.50	0.36	1		02/03/22 05:51	10061-02-6	
Diisopropyl ether	**0.42J**	ug/L	0.50	0.31	1		02/03/22 05:51	108-20-3	
Ethylbenzene	ND	ug/L	0.50	0.30	1		02/03/22 05:51	100-41-4	
Hexachloro-1,3-butadiene	ND	ug/L	2.0	1.5	1		02/03/22 05:51	87-68-3	
Isopropylbenzene (Cumene)	ND	ug/L	0.50	0.33	1		02/03/22 05:51	98-82-8	
Methylene Chloride	ND	ug/L	2.0	2.0	1		02/03/22 05:51	75-09-2	
Methyl-tert-butyl ether	ND	ug/L	0.50	0.42	1		02/03/22 05:51	1634-04-4	
Naphthalene	ND	ug/L	2.0	0.64	1		02/03/22 05:51	91-20-3	
n-Propylbenzene	ND	ug/L	0.50	0.34	1		02/03/22 05:51	103-65-1	
Styrene	ND	ug/L	0.50	0.29	1		02/03/22 05:51	100-42-5	
1,1,1,2-Tetrachloroethane	ND	ug/L	0.50	0.31	1		02/03/22 05:51	630-20-6	
1,1,2,2-Tetrachloroethane	ND	ug/L	0.50	0.22	1		02/03/22 05:51	79-34-5	
Tetrachloroethene	ND	ug/L	0.50	0.29	1		02/03/22 05:51	127-18-4	
Toluene	ND	ug/L	0.50	0.48	1		02/03/22 05:51	108-88-3	
1,2,3-Trichlorobenzene	ND	ug/L	2.0	0.81	1		02/03/22 05:51	87-61-6	
1,2,4-Trichlorobenzene	ND	ug/L	2.0	0.64	1		02/03/22 05:51	120-82-1	
1,1,1-Trichloroethane	ND	ug/L	0.50	0.33	1		02/03/22 05:51	71-55-6	
1,1,2-Trichloroethane	ND	ug/L	0.50	0.32	1		02/03/22 05:51	79-00-5	
Trichloroethene	ND	ug/L	0.50	0.38	1		02/03/22 05:51	79-01-6	
Trichlorofluoromethane	ND	ug/L	1.0	0.30	1		02/03/22 05:51	75-69-4	
1,2,3-Trichloropropane	ND	ug/L	0.50	0.26	1		02/03/22 05:51	96-18-4	
1,2,4-Trimethylbenzene	ND	ug/L	0.50	0.50	1		02/03/22 05:51	95-63-6	
1,3,5-Trimethylbenzene	ND	ug/L	0.50	0.33	1		02/03/22 05:51	108-67-8	
Vinyl chloride	ND	ug/L	1.0	0.39	1		02/03/22 05:51	75-01-4	
m&p-Xylene	ND	ug/L	1.0	0.71	1		02/03/22 05:51	179601-23-1	
o-Xylene	ND	ug/L	0.50	0.34	1		02/03/22 05:51	95-47-6	
Surrogates									
1,2-Dichloroethane-d4 (S)	95	%	70-130		1		02/03/22 05:51	17060-07-0	
4-Bromofluorobenzene (S)	98	%	70-130		1		02/03/22 05:51	460-00-4	
Toluene-d8 (S)	98	%	70-130		1		02/03/22 05:51	2037-26-5	

REPORT OF LABORATORY ANALYSIS

This report shall not be reproduced, except in full,
without the written consent of Pace Analytical Services, LLC.

Pace Analytical Services, LLC
9800 Kincey Ave. Suite 100
Huntersville, NC 28078
(704)875-9092

ANALYTICAL RESULTS

Project: CPC Huntersville-60674226
Pace Project No.: 92585559

Sample: MW-89D **Lab ID: 92585559003** Collected: 02/01/22 14:30 Received: 02/01/22 17:00 Matrix: Water

Parameters	Results	Units	Report Limit	MDL	DF	Prepared	Analyzed	CAS No.	Qual
VPH NC Water	Analytical Method: MADEP VPH Pace Analytical Services - Charlotte								
Total VPH (C5-C12)	ND	ug/L	50.0	50.0	1		02/03/22 09:32		N2
Aliphatic (C05-C08)	ND	ug/L	50.0	50.0	1		02/03/22 09:32		N2
Aliphatic(C09-C12) Adjusted	ND	ug/L	50.0	50.0	1		02/03/22 09:32		N2
Aromatic (C09-C10)	ND	ug/L	50.0	50.0	1		02/03/22 09:32		N2
Surrogates									
4-Bromofluorobenzene (FID) (S)	99	%	70-130		1		02/03/22 09:32	460-00-4	
4-Bromofluorobenzene (PID) (S)	97	%	70-130		1		02/03/22 09:32	460-00-4	
6010 MET ICP	Analytical Method: EPA 6010D Preparation Method: EPA 3010A Pace Analytical Services - Asheville								
Lead	**13.4**	ug/L	5.0	4.5	1	02/02/22 12:54	02/03/22 17:29	7439-92-1	
6200B MSV	Analytical Method: SM 6200B Pace Analytical Services - Charlotte								
Benzene	ND	ug/L	0.50	0.34	1		02/03/22 06:09	71-43-2	
Bromobenzene	ND	ug/L	0.50	0.29	1		02/03/22 06:09	108-86-1	
Bromochloromethane	ND	ug/L	0.50	0.47	1		02/03/22 06:09	74-97-5	
Bromodichloromethane	ND	ug/L	0.50	0.31	1		02/03/22 06:09	75-27-4	
Bromoform	ND	ug/L	0.50	0.34	1		02/03/22 06:09	75-25-2	
Bromomethane	ND	ug/L	5.0	1.7	1		02/03/22 06:09	74-83-9	
n-Butylbenzene	ND	ug/L	0.50	0.49	1		02/03/22 06:09	104-51-8	
sec-Butylbenzene	ND	ug/L	0.50	0.40	1		02/03/22 06:09	135-98-8	
tert-Butylbenzene	ND	ug/L	0.50	0.32	1		02/03/22 06:09	98-06-6	
Carbon tetrachloride	ND	ug/L	0.50	0.33	1		02/03/22 06:09	56-23-5	
Chlorobenzene	ND	ug/L	0.50	0.28	1		02/03/22 06:09	108-90-7	
Chloroethane	ND	ug/L	1.0	0.65	1		02/03/22 06:09	75-00-3	
Chloroform	**0.68**	ug/L	0.50	0.35	1		02/03/22 06:09	67-66-3	
Chloromethane	ND	ug/L	1.0	0.54	1		02/03/22 06:09	74-87-3	
2-Chlorotoluene	ND	ug/L	0.50	0.32	1		02/03/22 06:09	95-49-8	
4-Chlorotoluene	ND	ug/L	0.50	0.32	1		02/03/22 06:09	106-43-4	
1,2-Dibromo-3-chloropropane	ND	ug/L	1.0	0.34	1		02/03/22 06:09	96-12-8	
Dibromochloromethane	ND	ug/L	0.50	0.36	1		02/03/22 06:09	124-48-1	
1,2-Dibromoethane (EDB)	ND	ug/L	0.50	0.27	1		02/03/22 06:09	106-93-4	
Dibromomethane	ND	ug/L	0.50	0.39	1		02/03/22 06:09	74-95-3	
1,2-Dichlorobenzene	ND	ug/L	0.50	0.34	1		02/03/22 06:09	95-50-1	
1,3-Dichlorobenzene	ND	ug/L	0.50	0.34	1		02/03/22 06:09	541-73-1	
1,4-Dichlorobenzene	ND	ug/L	0.50	0.33	1		02/03/22 06:09	106-46-7	
Dichlorodifluoromethane	ND	ug/L	0.50	0.35	1		02/03/22 06:09	75-71-8	
1,1-Dichloroethane	ND	ug/L	0.50	0.37	1		02/03/22 06:09	75-34-3	
1,2-Dichloroethane	ND	ug/L	0.50	0.32	1		02/03/22 06:09	107-06-2	
1,1-Dichloroethene	ND	ug/L	0.50	0.35	1		02/03/22 06:09	75-35-4	
cis-1,2-Dichloroethene	ND	ug/L	0.50	0.38	1		02/03/22 06:09	156-59-2	
trans-1,2-Dichloroethene	ND	ug/L	0.50	0.40	1		02/03/22 06:09	156-60-5	
1,2-Dichloropropane	ND	ug/L	0.50	0.36	1		02/03/22 06:09	78-87-5	
1,3-Dichloropropane	ND	ug/L	0.50	0.28	1		02/03/22 06:09	142-28-9	

REPORT OF LABORATORY ANALYSIS

This report shall not be reproduced, except in full,
without the written consent of Pace Analytical Services, LLC.

Pace Analytical Services, LLC
9800 Kincey Ave. Suite 100
Huntersville, NC 28078
(704)875-9092

ANALYTICAL RESULTS

Project: CPC Huntersville-60674226
Pace Project No.: 92585559

Sample: MW-89D **Lab ID: 92585559003** Collected: 02/01/22 14:30 Received: 02/01/22 17:00 Matrix: Water

Parameters	Results	Units	Report Limit	MDL	DF	Prepared	Analyzed	CAS No.	Qual
6200B MSV	Analytical Method: SM 6200B Pace Analytical Services - Charlotte								
2,2-Dichloropropane	ND	ug/L	0.50	0.39	1		02/03/22 06:09	594-20-7	IL
1,1-Dichloropropene	ND	ug/L	0.50	0.43	1		02/03/22 06:09	563-58-6	
cis-1,3-Dichloropropene	ND	ug/L	0.50	0.36	1		02/03/22 06:09	10061-01-5	
trans-1,3-Dichloropropene	ND	ug/L	0.50	0.36	1		02/03/22 06:09	10061-02-6	
Diisopropyl ether	ND	ug/L	0.50	0.31	1		02/03/22 06:09	108-20-3	
Ethylbenzene	ND	ug/L	0.50	0.30	1		02/03/22 06:09	100-41-4	
Hexachloro-1,3-butadiene	ND	ug/L	2.0	1.5	1		02/03/22 06:09	87-68-3	
Isopropylbenzene (Cumene)	ND	ug/L	0.50	0.33	1		02/03/22 06:09	98-82-8	
Methylene Chloride	ND	ug/L	2.0	2.0	1		02/03/22 06:09	75-09-2	
Methyl-tert-butyl ether	ND	ug/L	0.50	0.42	1		02/03/22 06:09	1634-04-4	
Naphthalene	ND	ug/L	2.0	0.64	1		02/03/22 06:09	91-20-3	
n-Propylbenzene	ND	ug/L	0.50	0.34	1		02/03/22 06:09	103-65-1	
Styrene	ND	ug/L	0.50	0.29	1		02/03/22 06:09	100-42-5	
1,1,1,2-Tetrachloroethane	ND	ug/L	0.50	0.31	1		02/03/22 06:09	630-20-6	
1,1,2,2-Tetrachloroethane	ND	ug/L	0.50	0.22	1		02/03/22 06:09	79-34-5	
Tetrachloroethene	ND	ug/L	0.50	0.29	1		02/03/22 06:09	127-18-4	
Toluene	ND	ug/L	0.50	0.48	1		02/03/22 06:09	108-88-3	
1,2,3-Trichlorobenzene	ND	ug/L	2.0	0.81	1		02/03/22 06:09	87-61-6	
1,2,4-Trichlorobenzene	ND	ug/L	2.0	0.64	1		02/03/22 06:09	120-82-1	
1,1,1-Trichloroethane	ND	ug/L	0.50	0.33	1		02/03/22 06:09	71-55-6	
1,1,2-Trichloroethane	ND	ug/L	0.50	0.32	1		02/03/22 06:09	79-00-5	
Trichloroethene	ND	ug/L	0.50	0.38	1		02/03/22 06:09	79-01-6	
Trichlorofluoromethane	ND	ug/L	1.0	0.30	1		02/03/22 06:09	75-69-4	
1,2,3-Trichloropropane	ND	ug/L	0.50	0.26	1		02/03/22 06:09	96-18-4	
1,2,4-Trimethylbenzene	ND	ug/L	0.50	0.50	1		02/03/22 06:09	95-63-6	
1,3,5-Trimethylbenzene	ND	ug/L	0.50	0.33	1		02/03/22 06:09	108-67-8	
Vinyl chloride	ND	ug/L	1.0	0.39	1		02/03/22 06:09	75-01-4	
m&p-Xylene	ND	ug/L	1.0	0.71	1		02/03/22 06:09	179601-23-1	
o-Xylene	ND	ug/L	0.50	0.34	1		02/03/22 06:09	95-47-6	
Surrogates									
1,2-Dichloroethane-d4 (S)	95	%	70-130		1		02/03/22 06:09	17060-07-0	
4-Bromofluorobenzene (S)	98	%	70-130		1		02/03/22 06:09	460-00-4	
Toluene-d8 (S)	97	%	70-130		1		02/03/22 06:09	2037-26-5	

REPORT OF LABORATORY ANALYSIS

This report shall not be reproduced, except in full,
without the written consent of Pace Analytical Services, LLC.

Pace Analytical Services, LLC
9800 Kincey Ave. Suite 100
Huntersville, NC 28078
(704)875-9092

ANALYTICAL RESULTS

Project: CPC Huntersville-60674226
Pace Project No.: 92585559

Sample: TRIP BLANK **Lab ID: 92585559004** Collected: 02/01/22 00:00 Received: 02/01/22 17:00 Matrix: Water

Parameters	Results	Units	Report Limit	MDL	DF	Prepared	Analyzed	CAS No.	Qual
6200B MSV	Analytical Method: SM 6200B Pace Analytical Services - Charlotte								
Benzene	ND	ug/L	0.50	0.34	1		02/03/22 04:19	71-43-2	
Bromobenzene	ND	ug/L	0.50	0.29	1		02/03/22 04:19	108-86-1	
Bromochloromethane	ND	ug/L	0.50	0.47	1		02/03/22 04:19	74-97-5	
Bromodichloromethane	ND	ug/L	0.50	0.31	1		02/03/22 04:19	75-27-4	
Bromoform	ND	ug/L	0.50	0.34	1		02/03/22 04:19	75-25-2	
Bromomethane	ND	ug/L	5.0	1.7	1		02/03/22 04:19	74-83-9	
n-Butylbenzene	ND	ug/L	0.50	0.49	1		02/03/22 04:19	104-51-8	
sec-Butylbenzene	ND	ug/L	0.50	0.40	1		02/03/22 04:19	135-98-8	
tert-Butylbenzene	ND	ug/L	0.50	0.32	1		02/03/22 04:19	98-06-6	
Carbon tetrachloride	ND	ug/L	0.50	0.33	1		02/03/22 04:19	56-23-5	
Chlorobenzene	ND	ug/L	0.50	0.28	1		02/03/22 04:19	108-90-7	
Chloroethane	ND	ug/L	1.0	0.65	1		02/03/22 04:19	75-00-3	
Chloroform	ND	ug/L	0.50	0.35	1		02/03/22 04:19	67-66-3	
Chloromethane	ND	ug/L	1.0	0.54	1		02/03/22 04:19	74-87-3	
2-Chlorotoluene	ND	ug/L	0.50	0.32	1		02/03/22 04:19	95-49-8	
4-Chlorotoluene	ND	ug/L	0.50	0.32	1		02/03/22 04:19	106-43-4	
1,2-Dibromo-3-chloropropane	ND	ug/L	1.0	0.34	1		02/03/22 04:19	96-12-8	
Dibromochloromethane	ND	ug/L	0.50	0.36	1		02/03/22 04:19	124-48-1	
1,2-Dibromoethane (EDB)	ND	ug/L	0.50	0.27	1		02/03/22 04:19	106-93-4	
Dibromomethane	ND	ug/L	0.50	0.39	1		02/03/22 04:19	74-95-3	
1,2-Dichlorobenzene	ND	ug/L	0.50	0.34	1		02/03/22 04:19	95-50-1	
1,3-Dichlorobenzene	ND	ug/L	0.50	0.34	1		02/03/22 04:19	541-73-1	
1,4-Dichlorobenzene	ND	ug/L	0.50	0.33	1		02/03/22 04:19	106-46-7	
Dichlorodifluoromethane	ND	ug/L	0.50	0.35	1		02/03/22 04:19	75-71-8	
1,1-Dichloroethane	ND	ug/L	0.50	0.37	1		02/03/22 04:19	75-34-3	
1,2-Dichloroethane	ND	ug/L	0.50	0.32	1		02/03/22 04:19	107-06-2	
1,1-Dichloroethene	ND	ug/L	0.50	0.35	1		02/03/22 04:19	75-35-4	
cis-1,2-Dichloroethene	ND	ug/L	0.50	0.38	1		02/03/22 04:19	156-59-2	
trans-1,2-Dichloroethene	ND	ug/L	0.50	0.40	1		02/03/22 04:19	156-60-5	
1,2-Dichloropropane	ND	ug/L	0.50	0.36	1		02/03/22 04:19	78-87-5	
1,3-Dichloropropane	ND	ug/L	0.50	0.28	1		02/03/22 04:19	142-28-9	
2,2-Dichloropropane	ND	ug/L	0.50	0.39	1		02/03/22 04:19	594-20-7	IL
1,1-Dichloropropene	ND	ug/L	0.50	0.43	1		02/03/22 04:19	563-58-6	
cis-1,3-Dichloropropene	ND	ug/L	0.50	0.36	1		02/03/22 04:19	10061-01-5	
trans-1,3-Dichloropropene	ND	ug/L	0.50	0.36	1		02/03/22 04:19	10061-02-6	
Diisopropyl ether	ND	ug/L	0.50	0.31	1		02/03/22 04:19	108-20-3	
Ethylbenzene	ND	ug/L	0.50	0.30	1		02/03/22 04:19	100-41-4	
Hexachloro-1,3-butadiene	ND	ug/L	2.0	1.5	1		02/03/22 04:19	87-68-3	
Isopropylbenzene (Cumene)	ND	ug/L	0.50	0.33	1		02/03/22 04:19	98-82-8	
Methylene Chloride	ND	ug/L	2.0	2.0	1		02/03/22 04:19	75-09-2	
Methyl-tert-butyl ether	ND	ug/L	0.50	0.42	1		02/03/22 04:19	1634-04-4	
Naphthalene	ND	ug/L	2.0	0.64	1		02/03/22 04:19	91-20-3	
n-Propylbenzene	ND	ug/L	0.50	0.34	1		02/03/22 04:19	103-65-1	
Styrene	ND	ug/L	0.50	0.29	1		02/03/22 04:19	100-42-5	
1,1,1,2-Tetrachloroethane	ND	ug/L	0.50	0.31	1		02/03/22 04:19	630-20-6	

REPORT OF LABORATORY ANALYSIS

This report shall not be reproduced, except in full,
without the written consent of Pace Analytical Services, LLC.

Pace Analytical Services, LLC
9800 Kincey Ave. Suite 100
Huntersville, NC 28078
(704)875-9092

ANALYTICAL RESULTS

Project: CPC Huntersville-60674226
Pace Project No.: 92585559

Sample: TRIP BLANK **Lab ID: 92585559004** Collected: 02/01/22 00:00 Received: 02/01/22 17:00 Matrix: Water

Parameters	Results	Units	Report Limit	MDL	DF	Prepared	Analyzed	CAS No.	Qual
6200B MSV	Analytical Method: SM 6200B Pace Analytical Services - Charlotte								
1,1,2,2-Tetrachloroethane	ND	ug/L	0.50	0.22	1		02/03/22 04:19	79-34-5	
Tetrachloroethene	ND	ug/L	0.50	0.29	1		02/03/22 04:19	127-18-4	
Toluene	ND	ug/L	0.50	0.48	1		02/03/22 04:19	108-88-3	
1,2,3-Trichlorobenzene	ND	ug/L	2.0	0.81	1		02/03/22 04:19	87-61-6	
1,2,4-Trichlorobenzene	ND	ug/L	2.0	0.64	1		02/03/22 04:19	120-82-1	
1,1,1-Trichloroethane	ND	ug/L	0.50	0.33	1		02/03/22 04:19	71-55-6	
1,1,2-Trichloroethane	ND	ug/L	0.50	0.32	1		02/03/22 04:19	79-00-5	
Trichloroethene	ND	ug/L	0.50	0.38	1		02/03/22 04:19	79-01-6	
Trichlorofluoromethane	ND	ug/L	1.0	0.30	1		02/03/22 04:19	75-69-4	
1,2,3-Trichloropropane	ND	ug/L	0.50	0.26	1		02/03/22 04:19	96-18-4	
1,2,4-Trimethylbenzene	ND	ug/L	0.50	0.50	1		02/03/22 04:19	95-63-6	
1,3,5-Trimethylbenzene	ND	ug/L	0.50	0.33	1		02/03/22 04:19	108-67-8	
Vinyl chloride	ND	ug/L	1.0	0.39	1		02/03/22 04:19	75-01-4	
m&p-Xylene	ND	ug/L	1.0	0.71	1		02/03/22 04:19	179601-23-1	
o-Xylene	ND	ug/L	0.50	0.34	1		02/03/22 04:19	95-47-6	
Surrogates									
1,2-Dichloroethane-d4 (S)	96	%	70-130		1		02/03/22 04:19	17060-07-0	
4-Bromofluorobenzene (S)	99	%	70-130		1		02/03/22 04:19	460-00-4	
Toluene-d8 (S)	98	%	70-130		1		02/03/22 04:19	2037-26-5	

REPORT OF LABORATORY ANALYSIS

This report shall not be reproduced, except in full,
without the written consent of Pace Analytical Services, LLC.

Pace Analytical Services, LLC
9800 Kincey Ave. Suite 100
Huntersville, NC 28078
(704)875-9092

QUALITY CONTROL DATA

Project: CPC Huntersville-60674226
Pace Project No.: 92585559

QC Batch: 675646 Analysis Method: MADEP VPH
QC Batch Method: MADEP VPH Analysis Description: VPH NC Water
Laboratory: Pace Analytical Services - Charlotte
Associated Lab Samples: 92585559001, 92585559002, 92585559003

METHOD BLANK: 3536465 Matrix: Water
Associated Lab Samples: 92585559001, 92585559002, 92585559003

Parameter	Units	Blank Result	Reporting Limit	MDL	Analyzed	Qualifiers
Aliphatic (C05-C08)	ug/L	ND	50.0	50.0	02/02/22 16:43	N2
Aromatic (C09-C10)	ug/L	ND	50.0	50.0	02/02/22 16:43	N2
4-Bromofluorobenzene (FID) (S)	%	98	70-130		02/02/22 16:43	
4-Bromofluorobenzene (PID) (S)	%	96	70-130		02/02/22 16:43	

LABORATORY CONTROL SAMPLE & LCSD: 3536466 3536467

Parameter	Units	Spike Conc.	LCS Result	LCSD Result	LCS % Rec	LCSD % Rec	% Rec Limits	RPD	Max RPD	Qualifiers
Aliphatic (C05-C08)	ug/L	300	354	339	118	113	70-130	4	25	N2
Aromatic (C09-C10)	ug/L	100	92.2	92.9	92	93	70-130	1	25	N2
4-Bromofluorobenzene (FID) (S)	%				103	101	70-130			
4-Bromofluorobenzene (PID) (S)	%				100	98	70-130			

Results presented on this page are in the units indicated by the "Units" column except where an alternate unit is presented to the right of the result.

REPORT OF LABORATORY ANALYSIS

This report shall not be reproduced, except in full,
without the written consent of Pace Analytical Services, LLC.

Pace Analytical Services, LLC
9800 Kincey Ave. Suite 100
Huntersville, NC 28078
(704)875-9092

QUALITY CONTROL DATA

Project: CPC Huntersville-60674226
Pace Project No.: 92585559

QC Batch: 675531 | Analysis Method: EPA 6010D
QC Batch Method: EPA 3010A | Analysis Description: 6010 MET
Laboratory: Pace Analytical Services - Asheville
Associated Lab Samples: 92585559001, 92585559002, 92585559003

METHOD BLANK: 3535452 Matrix: Water
Associated Lab Samples: 92585559001, 92585559002, 92585559003

Parameter	Units	Blank Result	Reporting Limit	MDL	Analyzed	Qualifiers
Lead	ug/L	ND	5.0	4.5	02/03/22 17:05	

LABORATORY CONTROL SAMPLE: 3535453

Parameter	Units	Spike Conc.	LCS Result	LCS % Rec	% Rec Limits	Qualifiers
Lead	ug/L	500	519	104	80-120	

MATRIX SPIKE & MATRIX SPIKE DUPLICATE: 3535454 3535455

Parameter	Units	92585559002 Result	MS Spike Conc.	MSD Spike Conc.	MS Result	MSD Result	MS % Rec	MSD % Rec	% Rec Limits	RPD	Max RPD	Qual
Lead	ug/L	ND	500	500	496	498	99	99	75-125	0	20	

Results presented on this page are in the units indicated by the "Units" column except where an alternate unit is presented to the right of the result.

REPORT OF LABORATORY ANALYSIS

This report shall not be reproduced, except in full,
without the written consent of Pace Analytical Services, LLC.

Pace Analytical Services, LLC
9800 Kincey Ave. Suite 100
Huntersville, NC 28078
(704)875-9092

QUALITY CONTROL DATA

Project: CPC Huntersville-60674226
Pace Project No.: 92585559

QC Batch: 675473
QC Batch Method: SM 6200B
Analysis Method: SM 6200B
Analysis Description: 6200B MSV
Laboratory: Pace Analytical Services - Charlotte

Associated Lab Samples: 92585559001

METHOD BLANK: 3535139 Matrix: Water
Associated Lab Samples: 92585559001

Parameter	Units	Blank Result	Reporting Limit	MDL	Analyzed	Qualifiers
1,1,1,2-Tetrachloroethane	ug/L	ND	0.50	0.31	02/02/22 11:22	
1,1,1-Trichloroethane	ug/L	ND	0.50	0.33	02/02/22 11:22	
1,1,2,2-Tetrachloroethane	ug/L	ND	0.50	0.22	02/02/22 11:22	
1,1,2-Trichloroethane	ug/L	ND	0.50	0.32	02/02/22 11:22	
1,1-Dichloroethane	ug/L	ND	0.50	0.37	02/02/22 11:22	
1,1-Dichloroethene	ug/L	ND	0.50	0.35	02/02/22 11:22	
1,1-Dichloropropene	ug/L	ND	0.50	0.43	02/02/22 11:22	
1,2,3-Trichlorobenzene	ug/L	ND	2.0	0.81	02/02/22 11:22	
1,2,3-Trichloropropane	ug/L	ND	0.50	0.26	02/02/22 11:22	
1,2,4-Trichlorobenzene	ug/L	ND	2.0	0.64	02/02/22 11:22	
1,2,4-Trimethylbenzene	ug/L	ND	0.50	0.50	02/02/22 11:22	
1,2-Dibromo-3-chloropropane	ug/L	ND	1.0	0.34	02/02/22 11:22	
1,2-Dibromoethane (EDB)	ug/L	ND	0.50	0.27	02/02/22 11:22	
1,2-Dichlorobenzene	ug/L	ND	0.50	0.34	02/02/22 11:22	
1,2-Dichloroethane	ug/L	ND	0.50	0.32	02/02/22 11:22	
1,2-Dichloropropane	ug/L	ND	0.50	0.36	02/02/22 11:22	
1,3,5-Trimethylbenzene	ug/L	ND	0.50	0.33	02/02/22 11:22	
1,3-Dichlorobenzene	ug/L	ND	0.50	0.34	02/02/22 11:22	
1,3-Dichloropropane	ug/L	ND	0.50	0.28	02/02/22 11:22	
1,4-Dichlorobenzene	ug/L	ND	0.50	0.33	02/02/22 11:22	
2,2-Dichloropropane	ug/L	ND	0.50	0.39	02/02/22 11:22	
2-Chlorotoluene	ug/L	ND	0.50	0.32	02/02/22 11:22	
4-Chlorotoluene	ug/L	ND	0.50	0.32	02/02/22 11:22	
Benzene	ug/L	ND	0.50	0.34	02/02/22 11:22	
Bromobenzene	ug/L	ND	0.50	0.29	02/02/22 11:22	
Bromochloromethane	ug/L	ND	0.50	0.47	02/02/22 11:22	
Bromodichloromethane	ug/L	ND	0.50	0.31	02/02/22 11:22	
Bromoform	ug/L	ND	0.50	0.34	02/02/22 11:22	
Bromomethane	ug/L	ND	5.0	1.7	02/02/22 11:22	
Carbon tetrachloride	ug/L	ND	0.50	0.33	02/02/22 11:22	
Chlorobenzene	ug/L	ND	0.50	0.28	02/02/22 11:22	
Chloroethane	ug/L	ND	1.0	0.65	02/02/22 11:22	
Chloroform	ug/L	ND	0.50	0.35	02/02/22 11:22	
Chloromethane	ug/L	ND	1.0	0.54	02/02/22 11:22	
cis-1,2-Dichloroethene	ug/L	ND	0.50	0.38	02/02/22 11:22	
cis-1,3-Dichloropropene	ug/L	ND	0.50	0.36	02/02/22 11:22	
Dibromochloromethane	ug/L	ND	0.50	0.36	02/02/22 11:22	
Dibromomethane	ug/L	ND	0.50	0.39	02/02/22 11:22	
Dichlorodifluoromethane	ug/L	ND	0.50	0.35	02/02/22 11:22	
Diisopropyl ether	ug/L	ND	0.50	0.31	02/02/22 11:22	

Results presented on this page are in the units indicated by the "Units" column except where an alternate unit is presented to the right of the result.

REPORT OF LABORATORY ANALYSIS

This report shall not be reproduced, except in full,
without the written consent of Pace Analytical Services, LLC.

Pace Analytical Services, LLC
9800 Kincey Ave. Suite 100
Huntersville, NC 28078
(704)875-9092

QUALITY CONTROL DATA

Project: CPC Huntersville-60674226
Pace Project No.: 92585559

METHOD BLANK: 3535139 Matrix: Water
Associated Lab Samples: 92585559001

Parameter	Units	Blank Result	Reporting Limit	MDL	Analyzed	Qualifiers
Ethylbenzene	ug/L	ND	0.50	0.30	02/02/22 11:22	
Hexachloro-1,3-butadiene	ug/L	ND	2.0	1.5	02/02/22 11:22	
Isopropylbenzene (Cumene)	ug/L	ND	0.50	0.33	02/02/22 11:22	
m&p-Xylene	ug/L	ND	1.0	0.71	02/02/22 11:22	
Methyl-tert-butyl ether	ug/L	ND	0.50	0.42	02/02/22 11:22	
Methylene Chloride	ug/L	ND	2.0	2.0	02/02/22 11:22	
n-Butylbenzene	ug/L	ND	0.50	0.49	02/02/22 11:22	
n-Propylbenzene	ug/L	ND	0.50	0.34	02/02/22 11:22	
Naphthalene	ug/L	ND	2.0	0.64	02/02/22 11:22	
o-Xylene	ug/L	ND	0.50	0.34	02/02/22 11:22	
sec-Butylbenzene	ug/L	ND	0.50	0.40	02/02/22 11:22	
Styrene	ug/L	ND	0.50	0.29	02/02/22 11:22	
tert-Butylbenzene	ug/L	ND	0.50	0.32	02/02/22 11:22	
Tetrachloroethene	ug/L	ND	0.50	0.29	02/02/22 11:22	
Toluene	ug/L	ND	0.50	0.48	02/02/22 11:22	
trans-1,2-Dichloroethene	ug/L	ND	0.50	0.40	02/02/22 11:22	
trans-1,3-Dichloropropene	ug/L	ND	0.50	0.36	02/02/22 11:22	
Trichloroethene	ug/L	ND	0.50	0.38	02/02/22 11:22	
Trichlorofluoromethane	ug/L	ND	1.0	0.30	02/02/22 11:22	
Vinyl chloride	ug/L	ND	1.0	0.39	02/02/22 11:22	
1,2-Dichloroethane-d4 (S)	%	104	70-130		02/02/22 11:22	
4-Bromofluorobenzene (S)	%	102	70-130		02/02/22 11:22	
Toluene-d8 (S)	%	104	70-130		02/02/22 11:22	

LABORATORY CONTROL SAMPLE: 3535140

Parameter	Units	Spike Conc.	LCS Result	LCS % Rec	% Rec Limits	Qualifiers
1,1,1,2-Tetrachloroethane	ug/L	50	52.3	105	60-140	
1,1,1-Trichloroethane	ug/L	50	50.6	101	60-140	
1,1,2,2-Tetrachloroethane	ug/L	50	51.3	103	60-140	
1,1,2-Trichloroethane	ug/L	50	50.1	100	60-140	
1,1-Dichloroethane	ug/L	50	52.1	104	60-140	
1,1-Dichloroethene	ug/L	50	55.9	112	60-140	
1,1-Dichloropropene	ug/L	50	54.3	109	60-140	
1,2,3-Trichlorobenzene	ug/L	50	45.4	91	60-140	
1,2,3-Trichloropropane	ug/L	50	49.3	99	60-140	
1,2,4-Trichlorobenzene	ug/L	50	46.4	93	60-140	
1,2,4-Trimethylbenzene	ug/L	50	50.3	101	60-140	
1,2-Dibromo-3-chloropropane	ug/L	50	52.8	106	60-140	
1,2-Dibromoethane (EDB)	ug/L	50	51.7	103	60-140	
1,2-Dichlorobenzene	ug/L	50	48.0	96	60-140	
1,2-Dichloroethane	ug/L	50	49.1	98	60-140	
1,2-Dichloropropane	ug/L	50	54.5	109	60-140	
1,3,5-Trimethylbenzene	ug/L	50	50.7	101	60-140	

Results presented on this page are in the units indicated by the "Units" column except where an alternate unit is presented to the right of the result.

REPORT OF LABORATORY ANALYSIS

This report shall not be reproduced, except in full,
without the written consent of Pace Analytical Services, LLC.

Pace Analytical Services, LLC
9800 Kincey Ave. Suite 100
Huntersville, NC 28078
(704)875-9092

QUALITY CONTROL DATA

Project: CPC Huntersville-60674226
Pace Project No.: 92585559

LABORATORY CONTROL SAMPLE: 3535140

Parameter	Units	Spike Conc.	LCS Result	LCS % Rec	% Rec Limits	Qualifiers
1,3-Dichlorobenzene	ug/L	50	47.9	96	60-140	
1,3-Dichloropropane	ug/L	50	52.9	106	60-140	
1,4-Dichlorobenzene	ug/L	50	48.6	97	60-140	
2,2-Dichloropropane	ug/L	50	50.9	102	60-140	
2-Chlorotoluene	ug/L	50	50.6	101	60-140	
4-Chlorotoluene	ug/L	50	47.9	96	60-140	
Benzene	ug/L	50	49.8	100	60-140	
Bromobenzene	ug/L	50	48.2	96	60-140	
Bromochloromethane	ug/L	50	49.2	98	60-140	
Bromodichloromethane	ug/L	50	50.5	101	60-140	
Bromoform	ug/L	50	52.3	105	60-140	
Bromomethane	ug/L	50	41.3	83	60-140	
Carbon tetrachloride	ug/L	50	49.1	98	60-140	
Chlorobenzene	ug/L	50	47.6	95	60-140	
Chloroethane	ug/L	50	47.6	95	60-140	
Chloroform	ug/L	50	44.8	90	60-140	
Chloromethane	ug/L	50	50.1	100	60-140	
cis-1,2-Dichloroethene	ug/L	50	50.3	101	60-140	
cis-1,3-Dichloropropene	ug/L	50	53.7	107	60-140	
Dibromochloromethane	ug/L	50	54.3	109	60-140	
Dibromomethane	ug/L	50	45.2	90	60-140	
Dichlorodifluoromethane	ug/L	50	46.5	93	60-140	
Diisopropyl ether	ug/L	50	55.4	111	60-140	
Ethylbenzene	ug/L	50	48.9	98	60-140	
Hexachloro-1,3-butadiene	ug/L	50	45.4	91	60-140	
Isopropylbenzene (Cumene)	ug/L	50	49.5	99	60-140	
m&p-Xylene	ug/L	100	97.1	97	60-140	
Methyl-tert-butyl ether	ug/L	50	52.7	105	60-140	
Methylene Chloride	ug/L	50	51.7	103	60-140	
n-Butylbenzene	ug/L	50	50.2	100	60-140	
n-Propylbenzene	ug/L	50	49.4	99	60-140	
Naphthalene	ug/L	50	47.9	96	60-140	
o-Xylene	ug/L	50	48.7	97	60-140	
sec-Butylbenzene	ug/L	50	49.2	98	60-140	
Styrene	ug/L	50	51.0	102	60-140	
tert-Butylbenzene	ug/L	50	41.4	83	60-140	
Tetrachloroethene	ug/L	50	48.2	96	60-140	
Toluene	ug/L	50	45.8	92	60-140	
trans-1,2-Dichloroethene	ug/L	50	53.5	107	60-140	
trans-1,3-Dichloropropene	ug/L	50	51.9	104	60-140	
Trichloroethene	ug/L	50	49.1	98	60-140	
Trichlorofluoromethane	ug/L	50	42.3	85	60-140	
Vinyl chloride	ug/L	50	51.4	103	60-140	
1,2-Dichloroethane-d4 (S)	%			99	70-130	
4-Bromofluorobenzene (S)	%			100	70-130	
Toluene-d8 (S)	%			99	70-130	

Results presented on this page are in the units indicated by the "Units" column except where an alternate unit is presented to the right of the result.

REPORT OF LABORATORY ANALYSIS

This report shall not be reproduced, except in full,
without the written consent of Pace Analytical Services, LLC.

Pace Analytical Services, LLC
9800 Kincey Ave. Suite 100
Huntersville, NC 28078
(704)875-9092

QUALITY CONTROL DATA

Project: CPC Huntersville-60674226
Pace Project No.: 92585559

MATRIX SPIKE & MATRIX SPIKE DUPLICATE: 3535142 3535143

Parameter	Units	92585098001 Result	MS Spike Conc.	MSD Spike Conc.	MS Result	MSD Result	MS % Rec	MSD % Rec	% Rec Limits	RPD	Max RPD	Qual
1,1,1,2-Tetrachloroethane	ug/L	ND	200	200	236	258	118	129	60-140	9	30	
1,1,1-Trichloroethane	ug/L	ND	200	200	242	261	121	130	60-140	8	30	
1,1,2,2-Tetrachloroethane	ug/L	ND	200	200	240	259	120	129	60-140	8	30	
1,1,2-Trichloroethane	ug/L	ND	200	200	225	247	112	123	60-140	9	30	
1,1-Dichloroethane	ug/L	ND	200	200	247	269	123	134	60-140	9	30	
1,1-Dichloroethene	ug/L	ND	200	200	246	260	123	130	60-140	5	30	
1,1-Dichloropropene	ug/L	ND	200	200	262	276	131	138	60-140	5	30	
1,2,3-Trichlorobenzene	ug/L	ND	200	200	216	243	108	121	60-140	12	30	
1,2,3-Trichloropropane	ug/L	ND	200	200	230	252	115	126	60-140	9	30	
1,2,4-Trichlorobenzene	ug/L	ND	200	200	221	245	110	123	60-140	10	30	
1,2,4-Trimethylbenzene	ug/L	1540	200	200	1810	1780	135	119	60-140	2	30	
1,2-Dibromo-3-chloropropane	ug/L	ND	200	200	238	263	119	131	60-140	10	30	
1,2-Dibromoethane (EDB)	ug/L	ND	200	200	239	258	120	129	60-140	7	30	
1,2-Dichlorobenzene	ug/L	ND	200	200	232	247	116	124	60-140	6	30	
1,2-Dichloroethane	ug/L	ND	200	200	227	249	114	124	60-140	9	30	
1,2-Dichloropropane	ug/L	ND	200	200	256	279	128	139	60-140	9	30	
1,3,5-Trimethylbenzene	ug/L	395	200	200	653	654	129	130	60-140	0	30	
1,3-Dichlorobenzene	ug/L	ND	200	200	232	246	116	123	60-140	6	30	
1,3-Dichloropropane	ug/L	ND	200	200	244	265	122	132	60-140	8	30	
1,4-Dichlorobenzene	ug/L	ND	200	200	236	248	118	124	60-140	5	30	
2,2-Dichloropropane	ug/L	ND	200	200	243	265	121	132	60-140	9	30	
2-Chlorotoluene	ug/L	ND	200	200	257	274	129	137	60-140	6	30	
4-Chlorotoluene	ug/L	ND	200	200	236	251	118	126	60-140	6	30	
Benzene	ug/L	822	200	200	1080	1070	130	121	60-140	2	30	
Bromobenzene	ug/L	ND	200	200	232	251	116	125	60-140	8	30	
Bromochloromethane	ug/L	ND	200	200	227	246	113	123	60-140	8	30	
Bromodichloromethane	ug/L	ND	200	200	227	249	113	125	60-140	9	30	
Bromoform	ug/L	ND	200	200	223	243	111	122	60-140	9	30	
Bromomethane	ug/L	ND	200	200	133	129	67	65	60-140	3	30	
Carbon tetrachloride	ug/L	ND	200	200	237	257	118	128	60-140	8	30	
Chlorobenzene	ug/L	ND	200	200	232	250	116	125	60-140	7	30	
Chloroethane	ug/L	ND	200	200	207	211	104	106	60-140	2	30	
Chloroform	ug/L	ND	200	200	218	235	109	118	60-140	7	30	
Chloromethane	ug/L	ND	200	200	84.9	91.0	42	45	60-140	7	30	M1
cis-1,2-Dichloroethene	ug/L	ND	200	200	243	263	121	132	60-140	8	30	
cis-1,3-Dichloropropene	ug/L	ND	200	200	238	258	119	129	60-140	8	30	
Dibromochloromethane	ug/L	ND	200	200	237	259	119	129	60-140	9	30	
Dibromomethane	ug/L	ND	200	200	207	227	104	113	60-140	9	30	
Dichlorodifluoromethane	ug/L	ND	200	200	28.4	30.1	14	15	60-140	6	30	M1
Diisopropyl ether	ug/L	ND	200	200	256	278	127	137	60-140	8	30	
Ethylbenzene	ug/L	336	200	200	579	586	122	125	60-140	1	30	
Hexachloro-1,3-butadiene	ug/L	ND	200	200	219	247	110	123	60-140	12	30	
Isopropylbenzene (Cumene)	ug/L	27.5	200	200	267	283	120	128	60-140	6	30	
m&p-Xylene	ug/L	2420	400	400	2890	2860	117	109	60-140	1	30	

Results presented on this page are in the units indicated by the "Units" column except where an alternate unit is presented to the right of the result.

REPORT OF LABORATORY ANALYSIS

This report shall not be reproduced, except in full,
without the written consent of Pace Analytical Services, LLC.

Pace Analytical Services, LLC
9800 Kincey Ave. Suite 100
Huntersville, NC 28078
(704)875-9092

QUALITY CONTROL DATA

Project: CPC Huntersville-60674226
Pace Project No.: 92585559

MATRIX SPIKE & MATRIX SPIKE DUPLICATE: 3535142 3535143

Parameter	Units	92585098001 Result	MS Spike Conc.	MSD Spike Conc.	MS Result	MSD Result	MS % Rec	MSD % Rec	% Rec Limits	RPD	Max RPD	Qual
Methyl-tert-butyl ether	ug/L	7.2	200	200	248	264	120	129	60-140	7	30	
Methylene Chloride	ug/L	ND	200	200	249	267	118	127	60-140	7	30	
n-Butylbenzene	ug/L	ND	200	200	295	319	148	160	60-140	8	30	M1
n-Propylbenzene	ug/L	48.3	200	200	291	305	121	128	60-140	5	30	
Naphthalene	ug/L	219	200	200	467	485	124	133	60-140	4	30	
o-Xylene	ug/L	845	200	200	1080	1070	118	114	60-140	1	30	
sec-Butylbenzene	ug/L	ND	200	200	245	263	123	131	60-140	7	30	
Styrene	ug/L	ND	200	200	239	258	119	129	60-140	8	30	
tert-Butylbenzene	ug/L	ND	200	200	204	220	102	110	60-140	8	30	
Tetrachloroethene	ug/L	ND	200	200	233	253	116	126	60-140	8	30	
Toluene	ug/L	1610	200	200	1750	1720	70	57	60-140	1	30	M1
trans-1,2-Dichloroethene	ug/L	ND	200	200	253	271	126	136	60-140	7	30	
trans-1,3-Dichloropropene	ug/L	ND	200	200	224	247	112	123	60-140	10	30	
Trichloroethene	ug/L	ND	200	200	233	254	117	127	60-140	9	30	
Trichlorofluoromethane	ug/L	ND	200	200	175	184	87	92	60-140	5	30	
Vinyl chloride	ug/L	ND	200	200	130	139	65	70	60-140	7	30	
1,2-Dichloroethane-d4 (S)	%						100	101	70-130			
4-Bromofluorobenzene (S)	%						98	99	70-130			
Toluene-d8 (S)	%						99	99	70-130			

Results presented on this page are in the units indicated by the "Units" column except where an alternate unit is presented to the right of the result.

REPORT OF LABORATORY ANALYSIS

This report shall not be reproduced, except in full,
without the written consent of Pace Analytical Services, LLC.

Pace Analytical Services, LLC
9800 Kincey Ave. Suite 100
Huntersville, NC 28078
(704)875-9092

QUALITY CONTROL DATA

Project: CPC Huntersville-60674226
Pace Project No.: 92585559

QC Batch: 675606 Analysis Method: SM 6200B
QC Batch Method: SM 6200B Analysis Description: 6200B MSV
Laboratory: Pace Analytical Services - Charlotte
Associated Lab Samples: 92585559002, 92585559003, 92585559004

METHOD BLANK: 3536092 Matrix: Water
Associated Lab Samples: 92585559002, 92585559003, 92585559004

Parameter	Units	Blank Result	Reporting Limit	MDL	Analyzed	Qualifiers
1,1,1,2-Tetrachloroethane	ug/L	ND	0.50	0.31	02/03/22 03:05	
1,1,1-Trichloroethane	ug/L	ND	0.50	0.33	02/03/22 03:05	
1,1,2,2-Tetrachloroethane	ug/L	ND	0.50	0.22	02/03/22 03:05	
1,1,2-Trichloroethane	ug/L	ND	0.50	0.32	02/03/22 03:05	
1,1-Dichloroethane	ug/L	ND	0.50	0.37	02/03/22 03:05	
1,1-Dichloroethene	ug/L	ND	0.50	0.35	02/03/22 03:05	
1,1-Dichloropropene	ug/L	ND	0.50	0.43	02/03/22 03:05	
1,2,3-Trichlorobenzene	ug/L	ND	2.0	0.81	02/03/22 03:05	
1,2,3-Trichloropropane	ug/L	ND	0.50	0.26	02/03/22 03:05	
1,2,4-Trichlorobenzene	ug/L	ND	2.0	0.64	02/03/22 03:05	
1,2,4-Trimethylbenzene	ug/L	ND	0.50	0.50	02/03/22 03:05	
1,2-Dibromo-3-chloropropane	ug/L	ND	1.0	0.34	02/03/22 03:05	
1,2-Dibromoethane (EDB)	ug/L	ND	0.50	0.27	02/03/22 03:05	
1,2-Dichlorobenzene	ug/L	ND	0.50	0.34	02/03/22 03:05	
1,2-Dichloroethane	ug/L	ND	0.50	0.32	02/03/22 03:05	
1,2-Dichloropropane	ug/L	ND	0.50	0.36	02/03/22 03:05	
1,3,5-Trimethylbenzene	ug/L	ND	0.50	0.33	02/03/22 03:05	
1,3-Dichlorobenzene	ug/L	ND	0.50	0.34	02/03/22 03:05	
1,3-Dichloropropane	ug/L	ND	0.50	0.28	02/03/22 03:05	
1,4-Dichlorobenzene	ug/L	ND	0.50	0.33	02/03/22 03:05	
2,2-Dichloropropane	ug/L	ND	0.50	0.39	02/03/22 03:05	IL
2-Chlorotoluene	ug/L	ND	0.50	0.32	02/03/22 03:05	
4-Chlorotoluene	ug/L	ND	0.50	0.32	02/03/22 03:05	
Benzene	ug/L	ND	0.50	0.34	02/03/22 03:05	
Bromobenzene	ug/L	ND	0.50	0.29	02/03/22 03:05	
Bromochloromethane	ug/L	ND	0.50	0.47	02/03/22 03:05	
Bromodichloromethane	ug/L	ND	0.50	0.31	02/03/22 03:05	
Bromoform	ug/L	ND	0.50	0.34	02/03/22 03:05	
Bromomethane	ug/L	ND	5.0	1.7	02/03/22 03:05	
Carbon tetrachloride	ug/L	ND	0.50	0.33	02/03/22 03:05	
Chlorobenzene	ug/L	ND	0.50	0.28	02/03/22 03:05	
Chloroethane	ug/L	ND	1.0	0.65	02/03/22 03:05	
Chloroform	ug/L	ND	0.50	0.35	02/03/22 03:05	
Chloromethane	ug/L	ND	1.0	0.54	02/03/22 03:05	
cis-1,2-Dichloroethene	ug/L	ND	0.50	0.38	02/03/22 03:05	
cis-1,3-Dichloropropene	ug/L	ND	0.50	0.36	02/03/22 03:05	
Dibromochloromethane	ug/L	ND	0.50	0.36	02/03/22 03:05	
Dibromomethane	ug/L	ND	0.50	0.39	02/03/22 03:05	
Dichlorodifluoromethane	ug/L	ND	0.50	0.35	02/03/22 03:05	
Diisopropyl ether	ug/L	ND	0.50	0.31	02/03/22 03:05	

Results presented on this page are in the units indicated by the "Units" column except where an alternate unit is presented to the right of the result.

REPORT OF LABORATORY ANALYSIS

This report shall not be reproduced, except in full,
without the written consent of Pace Analytical Services, LLC.

Pace Analytical Services, LLC
9800 Kincey Ave. Suite 100
Huntersville, NC 28078
(704)875-9092

QUALITY CONTROL DATA

Project: CPC Huntersville-60674226
Pace Project No.: 92585559

METHOD BLANK: 3536092 Matrix: Water
Associated Lab Samples: 92585559002, 92585559003, 92585559004

Parameter	Units	Blank Result	Reporting Limit	MDL	Analyzed	Qualifiers
Ethylbenzene	ug/L	ND	0.50	0.30	02/03/22 03:05	
Hexachloro-1,3-butadiene	ug/L	ND	2.0	1.5	02/03/22 03:05	
Isopropylbenzene (Cumene)	ug/L	ND	0.50	0.33	02/03/22 03:05	
m&p-Xylene	ug/L	ND	1.0	0.71	02/03/22 03:05	
Methyl-tert-butyl ether	ug/L	ND	0.50	0.42	02/03/22 03:05	
Methylene Chloride	ug/L	ND	2.0	2.0	02/03/22 03:05	
n-Butylbenzene	ug/L	ND	0.50	0.49	02/03/22 03:05	
n-Propylbenzene	ug/L	ND	0.50	0.34	02/03/22 03:05	
Naphthalene	ug/L	ND	2.0	0.64	02/03/22 03:05	
o-Xylene	ug/L	ND	0.50	0.34	02/03/22 03:05	
sec-Butylbenzene	ug/L	ND	0.50	0.40	02/03/22 03:05	
Styrene	ug/L	ND	0.50	0.29	02/03/22 03:05	
tert-Butylbenzene	ug/L	ND	0.50	0.32	02/03/22 03:05	
Tetrachloroethene	ug/L	ND	0.50	0.29	02/03/22 03:05	
Toluene	ug/L	ND	0.50	0.48	02/03/22 03:05	
trans-1,2-Dichloroethene	ug/L	ND	0.50	0.40	02/03/22 03:05	
trans-1,3-Dichloropropene	ug/L	ND	0.50	0.36	02/03/22 03:05	
Trichloroethene	ug/L	ND	0.50	0.38	02/03/22 03:05	
Trichlorofluoromethane	ug/L	ND	1.0	0.30	02/03/22 03:05	
Vinyl chloride	ug/L	ND	1.0	0.39	02/03/22 03:05	
1,2-Dichloroethane-d4 (S)	%	98	70-130		02/03/22 03:05	
4-Bromofluorobenzene (S)	%	101	70-130		02/03/22 03:05	
Toluene-d8 (S)	%	98	70-130		02/03/22 03:05	

LABORATORY CONTROL SAMPLE: 3536093

Parameter	Units	Spike Conc.	LCS Result	LCS % Rec	% Rec Limits	Qualifiers
1,1,1,2-Tetrachloroethane	ug/L	50	46.2	92	60-140	
1,1,1-Trichloroethane	ug/L	50	39.6	79	60-140	
1,1,2,2-Tetrachloroethane	ug/L	50	44.4	89	60-140	
1,1,2-Trichloroethane	ug/L	50	44.3	89	60-140	
1,1-Dichloroethane	ug/L	50	39.5	79	60-140	
1,1-Dichloroethene	ug/L	50	38.8	78	60-140	
1,1-Dichloropropene	ug/L	50	41.4	83	60-140	
1,2,3-Trichlorobenzene	ug/L	50	50.2	100	60-140	
1,2,3-Trichloropropane	ug/L	50	46.9	94	60-140	
1,2,4-Trichlorobenzene	ug/L	50	49.5	99	60-140	
1,2,4-Trimethylbenzene	ug/L	50	42.9	86	60-140	
1,2-Dibromo-3-chloropropane	ug/L	50	48.1	96	60-140	
1,2-Dibromoethane (EDB)	ug/L	50	45.3	91	60-140	
1,2-Dichlorobenzene	ug/L	50	46.3	93	60-140	
1,2-Dichloroethane	ug/L	50	40.3	81	60-140	
1,2-Dichloropropane	ug/L	50	42.9	86	60-140	
1,3,5-Trimethylbenzene	ug/L	50	44.6	89	60-140	

Results presented on this page are in the units indicated by the "Units" column except where an alternate unit is presented to the right of the result.

REPORT OF LABORATORY ANALYSIS

This report shall not be reproduced, except in full,
without the written consent of Pace Analytical Services, LLC.

Pace Analytical Services, LLC
9800 Kincey Ave. Suite 100
Huntersville, NC 28078
(704)875-9092

QUALITY CONTROL DATA

Project: CPC Huntersville-60674226
Pace Project No.: 92585559

LABORATORY CONTROL SAMPLE: 3536093

Parameter	Units	Spike Conc.	LCS Result	LCS % Rec	% Rec Limits	Qualifiers
1,3-Dichlorobenzene	ug/L	50	46.0	92	60-140	
1,3-Dichloropropane	ug/L	50	46.0	92	60-140	
1,4-Dichlorobenzene	ug/L	50	45.8	92	60-140	
2,2-Dichloropropane	ug/L	50	37.8	76	60-140	IL
2-Chlorotoluene	ug/L	50	45.2	90	60-140	
4-Chlorotoluene	ug/L	50	43.2	86	60-140	
Benzene	ug/L	50	43.0	86	60-140	
Bromobenzene	ug/L	50	48.1	96	60-140	
Bromochloromethane	ug/L	50	41.8	84	60-140	
Bromodichloromethane	ug/L	50	42.8	86	60-140	
Bromoform	ug/L	50	46.8	94	60-140	
Bromomethane	ug/L	50	54.0	108	60-140	
Carbon tetrachloride	ug/L	50	43.7	87	60-140	
Chlorobenzene	ug/L	50	44.6	89	60-140	
Chloroethane	ug/L	50	37.4	75	60-140	
Chloroform	ug/L	50	43.1	86	60-140	
Chloromethane	ug/L	50	42.7	85	60-140	
cis-1,2-Dichloroethene	ug/L	50	40.9	82	60-140	
cis-1,3-Dichloropropene	ug/L	50	44.9	90	60-140	
Dibromochloromethane	ug/L	50	42.5	85	60-140	
Dibromomethane	ug/L	50	46.2	92	60-140	
Dichlorodifluoromethane	ug/L	50	56.0	112	60-140	
Diisopropyl ether	ug/L	50	36.0	72	60-140	
Ethylbenzene	ug/L	50	44.0	88	60-140	
Hexachloro-1,3-butadiene	ug/L	50	48.3	97	60-140	
Isopropylbenzene (Cumene)	ug/L	50	44.6	89	60-140	
m&p-Xylene	ug/L	100	87.4	87	60-140	
Methyl-tert-butyl ether	ug/L	50	42.4	85	60-140	
Methylene Chloride	ug/L	50	37.8	76	60-140	
n-Butylbenzene	ug/L	50	42.6	85	60-140	
n-Propylbenzene	ug/L	50	43.6	87	60-140	
Naphthalene	ug/L	50	49.6	99	60-140	
o-Xylene	ug/L	50	44.7	89	60-140	
sec-Butylbenzene	ug/L	50	44.0	88	60-140	
Styrene	ug/L	50	45.8	92	60-140	
tert-Butylbenzene	ug/L	50	37.8	76	60-140	
Tetrachloroethene	ug/L	50	43.5	87	60-140	
Toluene	ug/L	50	42.5	85	60-140	
trans-1,2-Dichloroethene	ug/L	50	39.7	79	60-140	
trans-1,3-Dichloropropene	ug/L	50	44.8	90	60-140	
Trichloroethene	ug/L	50	45.4	91	60-140	
Trichlorofluoromethane	ug/L	50	38.2	76	60-140	
Vinyl chloride	ug/L	50	44.4	89	60-140	
1,2-Dichloroethane-d4 (S)	%			100	70-130	
4-Bromofluorobenzene (S)	%			96	70-130	
Toluene-d8 (S)	%			98	70-130	

Results presented on this page are in the units indicated by the "Units" column except where an alternate unit is presented to the right of the result.

REPORT OF LABORATORY ANALYSIS

This report shall not be reproduced, except in full,
without the written consent of Pace Analytical Services, LLC.

Pace Analytical Services, LLC
9800 Kincey Ave. Suite 100
Huntersville, NC 28078
(704)875-9092

QUALITY CONTROL DATA

Project: CPC Huntersville-60674226
Pace Project No.: 92585559

MATRIX SPIKE & MATRIX SPIKE DUPLICATE: 3536094 3536095

Parameter	Units	92585186008 Result	MS Spike Conc.	MSD Spike Conc.	MS Result	MSD Result	MS % Rec	MSD % Rec	% Rec Limits	RPD	Max RPD	Qual
1,1,1,2-Tetrachloroethane	ug/L	ND	400	400	451	452	113	113	60-140	0	30	
1,1,1-Trichloroethane	ug/L	ND	400	400	383	378	96	95	60-140	1	30	
1,1,2,2-Tetrachloroethane	ug/L	ND	400	400	443	431	111	108	60-140	3	30	
1,1,2-Trichloroethane	ug/L	ND	400	400	389	394	97	98	60-140	1	30	
1,1-Dichloroethane	ug/L	ND	400	400	380	373	95	93	60-140	2	30	
1,1-Dichloroethene	ug/L	ND	400	400	386	373	97	93	60-140	3	30	
1,1-Dichloropropene	ug/L	ND	400	400	407	403	102	101	60-140	1	30	
1,2,3-Trichlorobenzene	ug/L	ND	400	400	448	458	112	115	60-140	2	30	
1,2,3-Trichloropropane	ug/L	ND	400	400	431	422	108	106	60-140	2	30	
1,2,4-Trichlorobenzene	ug/L	ND	400	400	458	461	114	115	60-140	1	30	
1,2,4-Trimethylbenzene	ug/L	928	400	400	1460	1410	132	120	60-140	3	30	
1,2-Dibromo-3-chloropropane	ug/L	ND	400	400	415	401	104	100	60-140	3	30	
1,2-Dibromoethane (EDB)	ug/L	ND	400	400	423	420	106	105	60-140	1	30	
1,2-Dichlorobenzene	ug/L	ND	400	400	445	436	111	109	60-140	2	30	
1,2-Dichloroethane	ug/L	ND	400	400	369	357	92	89	60-140	3	30	
1,2-Dichloropropane	ug/L	ND	400	400	406	400	101	100	60-140	2	30	
1,3,5-Trimethylbenzene	ug/L	272	400	400	743	726	118	113	60-140	2	30	
1,3-Dichlorobenzene	ug/L	ND	400	400	448	438	112	110	60-140	2	30	
1,3-Dichloropropane	ug/L	ND	400	400	438	427	110	107	60-140	3	30	
1,4-Dichlorobenzene	ug/L	ND	400	400	449	439	112	110	60-140	2	30	
2,2-Dichloropropane	ug/L	ND	400	400	327	314	82	78	60-140	4	30	IL
2-Chlorotoluene	ug/L	ND	400	400	557	540	139	135	60-140	3	30	
4-Chlorotoluene	ug/L	ND	400	400	423	415	106	104	60-140	2	30	
Benzene	ug/L	256	400	400	682	665	107	102	60-140	3	30	
Bromobenzene	ug/L	ND	400	400	466	458	117	115	60-140	2	30	
Bromochloromethane	ug/L	ND	400	400	383	378	96	94	60-140	1	30	
Bromodichloromethane	ug/L	ND	400	400	389	392	97	98	60-140	1	30	
Bromoform	ug/L	ND	400	400	401	399	100	100	60-140	1	30	
Bromomethane	ug/L	ND	400	400	440	483	110	121	60-140	9	30	
Carbon tetrachloride	ug/L	ND	400	400	434	428	108	107	60-140	1	30	
Chlorobenzene	ug/L	ND	400	400	447	441	112	110	60-140	1	30	
Chloroethane	ug/L	ND	400	400	474	453	119	113	60-140	5	30	
Chloroform	ug/L	ND	400	400	408	385	102	96	60-140	6	30	
Chloromethane	ug/L	ND	400	400	383	379	96	95	60-140	1	30	
cis-1,2-Dichloroethene	ug/L	ND	400	400	384	379	96	95	60-140	1	30	
cis-1,3-Dichloropropene	ug/L	ND	400	400	399	394	100	99	60-140	1	30	
Dibromochloromethane	ug/L	ND	400	400	395	389	99	97	60-140	1	30	
Dibromomethane	ug/L	ND	400	400	410	408	103	102	60-140	1	30	
Dichlorodifluoromethane	ug/L	ND	400	400	539	530	135	133	60-140	2	30	
Diisopropyl ether	ug/L	63.7	400	400	404	398	85	83	60-140	2	30	
Ethylbenzene	ug/L	353	400	400	819	802	117	112	60-140	2	30	
Hexachloro-1,3-butadiene	ug/L	ND	400	400	515	487	129	122	60-140	6	30	
Isopropylbenzene (Cumene)	ug/L	42.9	400	400	503	493	115	112	60-140	2	30	
m&p-Xylene	ug/L	2360	800	800	3300	3260	118	112	60-140	1	30	

Results presented on this page are in the units indicated by the "Units" column except where an alternate unit is presented to the right of the result.

REPORT OF LABORATORY ANALYSIS

This report shall not be reproduced, except in full,
without the written consent of Pace Analytical Services, LLC.

Pace Analytical Services, LLC
9800 Kincey Ave. Suite 100
Huntersville, NC 28078
(704)875-9092

QUALITY CONTROL DATA

Project: CPC Huntersville-60674226
Pace Project No.: 92585559

MATRIX SPIKE & MATRIX SPIKE DUPLICATE: 3536094 3536095

Parameter	Units	92585186008 Result	MS Spike Conc.	MSD Spike Conc.	MS Result	MSD Result	MS % Rec	MSD % Rec	% Rec Limits	RPD	Max RPD	Qual
Methyl-tert-butyl ether	ug/L	ND	400	400	362	363	91	91	60-140	0	30	
Methylene Chloride	ug/L	ND	400	400	356	349	89	87	60-140	2	30	
n-Butylbenzene	ug/L	21.1	400	400	457	452	109	108	60-140	1	30	
n-Propylbenzene	ug/L	62.5	400	400	507	491	111	107	60-140	3	30	
Naphthalene	ug/L	550	400	400	1050	1030	124	121	60-140	1	30	
o-Xylene	ug/L	1280	400	400	1800	1750	130	118	60-140	3	30	
sec-Butylbenzene	ug/L	ND	400	400	466	463	116	116	60-140	1	30	
Styrene	ug/L	ND	400	400	458	451	115	113	60-140	2	30	
tert-Butylbenzene	ug/L	ND	400	400	399	389	100	97	60-140	2	30	
Tetrachloroethene	ug/L	ND	400	400	449	438	112	110	60-140	3	30	
Toluene	ug/L	1600	400	400	2050	2020	111	105	60-140	1	30	
trans-1,2-Dichloroethene	ug/L	ND	400	400	390	377	97	94	60-140	3	30	
trans-1,3-Dichloropropene	ug/L	ND	400	400	387	383	97	96	60-140	1	30	
Trichloroethene	ug/L	ND	400	400	432	438	108	110	60-140	1	30	
Trichlorofluoromethane	ug/L	ND	400	400	407	402	102	100	60-140	1	30	
Vinyl chloride	ug/L	ND	400	400	426	417	107	104	60-140	2	30	
1,2-Dichloroethane-d4 (S)	%						92	94	70-130			
4-Bromofluorobenzene (S)	%						96	96	70-130			
Toluene-d8 (S)	%						97	97	70-130			

Results presented on this page are in the units indicated by the "Units" column except where an alternate unit is presented to the right of the result.

REPORT OF LABORATORY ANALYSIS

This report shall not be reproduced, except in full,
without the written consent of Pace Analytical Services, LLC.

Pace Analytical Services, LLC
9800 Kincey Ave. Suite 100
Huntersville, NC 28078
(704)875-9092

QUALIFIERS

Project: CPC Huntersville-60674226
Pace Project No.: 92585559

DEFINITIONS

DF - Dilution Factor, if reported, represents the factor applied to the reported data due to dilution of the sample aliquot.

ND - Not Detected at or above adjusted reporting limit.

TNTC - Too Numerous To Count

J - Estimated concentration above the adjusted method detection limit and below the adjusted reporting limit.

MDL - Adjusted Method Detection Limit.

PQL - Practical Quantitation Limit.

RL - Reporting Limit - The lowest concentration value that meets project requirements for quantitative data with known precision and bias for a specific analyte in a specific matrix.

S - Surrogate

1,2-Diphenylhydrazine decomposes to and cannot be separated from Azobenzene using Method 8270. The result for each analyte is a combined concentration.

Consistent with EPA guidelines, unrounded data are displayed and have been used to calculate % recovery and RPD values.

LCS(D) - Laboratory Control Sample (Duplicate)

MS(D) - Matrix Spike (Duplicate)

DUP - Sample Duplicate

RPD - Relative Percent Difference

NC - Not Calculable.

SG - Silica Gel - Clean-Up

U - Indicates the compound was analyzed for, but not detected.

Acid preservation may not be appropriate for 2 Chloroethylvinyl ether.

A separate vial preserved to a pH of 4-5 is recommended in SW846 Chapter 4 for the analysis of Acrolein and Acrylonitrile by EPA Method 8260.

N-Nitrosodiphenylamine decomposes and cannot be separated from Diphenylamine using Method 8270. The result reported for each analyte is a combined concentration.

Reported results are not rounded until the final step prior to reporting. Therefore, calculated parameters that are typically reported as "Total" may vary slightly from the sum of the reported component parameters.

Pace Analytical is TNI accredited. Contact your Pace PM for the current list of accredited analytes.

TNI - The NELAC Institute.

ANALYTE QUALIFIERS

IL	This analyte exceeded secondary source verification criteria low for the initial calibration. The reported results should be considered an estimated value.
M1	Matrix spike recovery exceeded QC limits. Batch accepted based on laboratory control sample (LCS) recovery.
N2	The lab does not hold NELAC/TNI accreditation for this parameter but other accreditations/certifications may apply. A complete list of accreditations/certifications is available upon request.

This report shall not be reproduced, except in full,
without the written consent of Pace Analytical Services, LLC.

Pace Analytical Services, LLC
9800 Kincey Ave. Suite 100
Huntersville, NC 28078
(704)875-9092

QUALITY CONTROL DATA CROSS REFERENCE TABLE

Project: CPC Huntersville-60674226
Pace Project No.: 92585559

Lab ID	Sample ID	QC Batch Method	QC Batch	Analytical Method	Analytical Batch
92585559001	**MW-20**	MADEP VPH	675646		
92585559002	**MW-91DD**	MADEP VPH	675646		
92585559003	**MW-89D**	MADEP VPH	675646		
92585559001	**MW-20**	EPA 3010A	675531	EPA 6010D	675675
92585559002	**MW-91DD**	EPA 3010A	675531	EPA 6010D	675675
92585559003	**MW-89D**	EPA 3010A	675531	EPA 6010D	675675
92585559001	**MW-20**	SM 6200B	675473		
92585559002	**MW-91DD**	SM 6200B	675606		
92585559003	**MW-89D**	SM 6200B	675606		
92585559004	**TRIP BLANK**	SM 6200B	675606		

This report shall not be reproduced, except in full,
without the written consent of Pace Analytical Services, LLC.

Pace Analytical®	Document Name: Sample Condition Upon Receipt (SCUR)	Document Revised: November 15, 2021 Page 1 of 2
	Document No.: F-CAR-CS-033-Rev.08	Issuing Authority: Pace Carolinas Quality Office

Laboratory receiving samples:
Asheville ☐ Eden ☐ Greenwood ☐ Huntersville ☒ Raleigh ☐ Mechanicsville ☐ Atlanta ☐ Kernersville ☐

Sample Condition Upon Receipt

Client Name: AECOM

Project # WO# : 92585559

92585559

Courier: ☐ Fed Ex ☐ UPS ☐ USPS ☒ Client ☐ Commercial ☐ Pace ☐ Other:____

Custody Seal Present? ☐ Yes ☒ No **Seals Intact?** ☐ Yes ☒ No

Date/Initials Person Examining Contents:

Packing Material: ☒ Bubble Wrap ☒ Bubble Bags ☐ None ☐ Other

Biological Tissue Frozen? ☐ Yes ☐ No ☒ N/A

Thermometer: ☒ IR Gun ID: 92T064

Type of Ice: ☑ Wet ☐ Blue ☐ None

Cooler Temp: 1.6, 4.9, 3.1, 4.3 **Correction Factor:** Add/Subtract (°C) 0.0

Cooler Temp Corrected (°C): 1.6, 4.9, 3.1, 4.3

Temp should be above freezing to 6°C
☐ Samples out of temp criteria. Samples on ice, cooling process has begun

USDA Regulated Soil (☒ N/A, water sample)

Did samples originate in a quarantine zone within the United States: CA, NY, or SC (check maps)? ☐ Yes ☐ No

Did samples originate from a foreign source (internationally, including Hawaii and Puerto Rico)? ☐ Yes ☐ No

				Comments/Discrepancy:
Chain of Custody Present?	☒ Yes	☐ No	☐ N/A	1.
Samples Arrived within Hold Time?	☒ Yes	☐ No	☐ N/A	2.
Short Hold Time Analysis (<72 hr.)?	☐ Yes	☒ No	☐ N/A	3.
Rush Turn Around Time Requested?	☐ Yes	☒ No	☐ N/A	4.
Sufficient Volume?	☒ Yes	☐ No	☐ N/A	5.
Correct Containers Used?	☒ Yes	☐ No	☐ N/A	6.
-Pace Containers Used?	☒ Yes	☐ No	☐ N/A	
Containers Intact?	☒ Yes	☐ No	☐ N/A	7.
Dissolved analysis: Samples Field Filtered?	☐ Yes	☐ No	☒ N/A	8.
Sample Labels Match COC?	☒ Yes	☐ No	☐ N/A	9.
-Includes Date/Time/ID/Analysis Matrix: WT				
Headspace in VOA Vials (>5-6mm)?	☐ Yes	☒ No	☐ N/A	10.
Trip Blank Present?	☒ Yes	☐ No	☐ N/A	11.
Trip Blank Custody Seals Present?	☒ Yes	☐ No	☐ N/A	

COMMENTS/SAMPLE DISCREPANCY

Field Data Required? ☐ Yes ☐ No

Lot ID of split containers:

CLIENT NOTIFICATION/RESOLUTION

Person contacted: _____ Date/Time: _____

Project Manager SCURF Review: BV **Date:** 2/2/22

Project Manager SRF Review: BV **Date:** 2/2/22

***Check mark top half of box if pH and/or dechlorination is verified and within the acceptance range for preservation samples.**

Exceptions: VOA, Coliform, TOC, Oil and Grease, DRO/8015 (water) DOC, LLHg

****Bottom half of box is to list number of bottles**

Project # **WO# : 92585559**

PM: BV Due Date: 02/04/22

CLIENT: 92-AECOM CHA

Item#	BP4U-125 mL Plastic Unpreserved (N/A) (Cl-)	BP3U-250 mL Plastic Unpreserved (N/A)	BP2U-500 mL Plastic Unpreserved (N/A)	BP1U-1 liter Plastic Unpreserved (N/A)	BP4S-125 mL Plastic H2SO4 (pH < 2) (Cl-)	BP3N-250 mL plastic HNO3 (pH < 2)	BP4Z-125 mL Plastic ZN Acetate & NaOH (>9)	BP4B-125 mL Plastic NaOH (pH > 12) (Cl-)	WGFU-Wide-mouthed Glass jar Unpreserved	AG1U-1 liter Amber Unpreserved (N/A) (Cl-)	AG1H-1 liter Amber HCl (pH < 2)	AG3U-250 mL Amber Unpreserved (N/A) (Cl-)	AG1S-1 liter Amber H2SO4 (pH < 2)	AG3S-250 mL Amber H2SO4 (pH < 2)	AG3A(DG3A)-250 mL Amber NH4Cl (N/A)(Cl-)	DG9H-40 mL VOA HCl (N/A)	VG9T-40 mL VOA Na2S2O3 (N/A)	VG9U-40 mL VOA Unpreserved (N/A)	DG9P-40 mL VOA H3PO4 (N/A)	VOAK (3 vials per kit)-5035 kit (N/A)	V/GK (3 vials per kit)-VPH/Gas kit (N/A)	SP5T-125 mL Sterile Plastic (N/A – lab)	SP2T-250 mL Sterile Plastic (N/A – lab)		BP3A-250 mL Plastic (NH2)2SO4 (9.3-9.7)	AG0U-100 mL Amber Unpreserved vials (N/A)	VSGU-20 mL Scintillation vials (N/A)	DG9U-40 mL Amber Unpreserved vials (N/A)
1						1										7													
2						1										7													
3						1										7													
4																2													
5																													
6																													
7																													
8																													
9																													
10																													
11																													
12																													

pH Adjustment Log for Preserved Samples

Sample ID	Type of Preservative	pH upon receipt	Date preservation adjusted	Time preservation adjusted	Amount of Preservative added	Lot #

Note: Whenever there is a discrepancy affecting North Carolina compliance samples, a copy of this form will be sent to the North Carolina DEHNR Certification Office (I.e. Out of hold, incorrect preservative, out of temp, incorrect containers.

Pace Analytical
WWW.PACELABS.COM

CHAIN-OF-CUSTODY / Analytical Request Document

Yellow

The Chain-of-Custody is a LEGAL DOCUMENT. All relevant fields must be completed accurately.

Submitting a sample via this chain of custody constitutes acknowledgment and acceptance of the Pace Terms and Conditions found at https://info.pacelabs.com/hubfs/pas-standard-terms.pdf.

Page : 1 Of 1

Section A Required Client Information:	Section B Required Project Information:	Section C Invoice Information:	
Company: AECOM	Report To: Andy Wreschnig	Attention:	
Address: 6000 Fairview Road	Copy To:	Company Name:	
Suite 200, Charlotte, NC 28210		Address:	Regulatory Agency
Email: andrew.wreschnig@aecom.com	Purchase Order #:	Pace Quote: 60639876	
Phone: (704)716-0757 Fax	Project Name: CPC Huntersville-60639876	Pace Project Manager: bonnie.vang@pacelabs.com,	State / Location
Requested Due Date:	Project #:	Pace Profile #: 8458	NC

SAMPLE ID
One Character per box.
(A-Z, 0-9 / , -)
Sample Ids must be unique

MATRIX	CODE
Drinking Water	DW
Water	WT
Waste Water	WW
Product	P
Soil/Solid	SL
Oil	OL
Wipe	WP
Air	AR
Other	OT
Tissue	TS

ITEM #	SAMPLE ID	MATRIX CODE (see valid codes to left)	SAMPLE TYPE (G=GRAB C=COMP)	COLLECTED START DATE	COLLECTED START TIME	COLLECTED END DATE	COLLECTED END TIME	SAMPLE TEMP AT COLLECTION	# OF CONTAINERS	Preservatives: Unpreserved	H2SO4	HNO3	HCl	NaOH	Na2S2O3	Methanol	Other	Analyses Test Y/N	6200B	VPH	6010-Pb	n-butanol by 8015	Trip BLANK	DI Water	Residual Chlorine (Y/N)	92585559
1	MW 20	WT	G	2/1/22	1230				8			X	X						X	X	X					Q1
2	MW 91 DD	"	"	"	1355				"			"	"						"	"	"					Q2
3	MW 89D	"	"	"	1430				"			"	"						"	"	"					Q3
4	Trip Blank			Lab	provided				2														X			Q4
5																										
6																										
7																										
8																										
9																										
10																										
11																										
12																										

ADDITIONAL COMMENTS	RELINQUISHED BY / AFFILIATION	DATE	TIME	ACCEPTED BY / AFFILIATION	DATE	TIME	SAMPLE CONDITIONS			
	[signature] /AECOM	2/1/22	1700	VH Pace HVL	2/1/22	1700	1.6	Y	N	Y

SAMPLER NAME AND SIGNATURE

PRINT Name of SAMPLER: Jacob Miller

SIGNATURE of SAMPLER: [signature] DATE Signed: 2/1/22

TEMP in C	Received on Ice (Y/N)	Custody Sealed Cooler (Y/N)	Samples Intact (Y/N)

Pace Analytical Services, LLC
9800 Kincey Ave. Suite 100
Huntersville, NC 28078
(704)875-9092

February 07, 2022

Andrew Wreschnig
AECOM
6000 Fairview Road
Suite 200
Charlotte, NC 28210

RE: Project: CPC Huntersville-60674226
Pace Project No.: 92585560

Dear Andrew Wreschnig:

Enclosed are the analytical results for sample(s) received by the laboratory on February 01, 2022. The results relate only to the samples included in this report. Results reported herein conform to the applicable TNI/NELAC Standards and the laboratory's Quality Manual, where applicable, unless otherwise noted in the body of the report.

The test results provided in this final report were generated by each of the following laboratories within the Pace Network:

- Pace Analytical Services - Asheville
- Pace Analytical Services - Charlotte

If you have any questions concerning this report, please feel free to contact me.

Sincerely,

Bonnie Vang
bonnie.vang@pacelabs.com
(704)875-9092
Project Manager

Enclosures

cc: Teresa Amentt Jennings, AECOM
Jeff Morrison, Colonial Pipeline Company

This report shall not be reproduced, except in full,
without the written consent of Pace Analytical Services, LLC.

Pace Analytical Services, LLC
9800 Kincey Ave. Suite 100
Huntersville, NC 28078
(704)875-9092

CERTIFICATIONS

Project: CPC Huntersville-60674226
Pace Project No.: 92585560

Pace Analytical Services Charlotte

South Carolina Laboratory ID: 99006
9800 Kincey Ave. Ste 100, Huntersville, NC 28078
North Carolina Drinking Water Certification #: 37706
North Carolina Field Services Certification #: 5342
North Carolina Wastewater Certification #: 12
South Carolina Laboratory ID: 99006
South Carolina Certification #: 99006001
South Carolina Drinking Water Cert. #: 99006003
Florida/NELAP Certification #: E87627
Kentucky UST Certification #: 84
Louisiana DoH Drinking Water #: LA029
Virginia/VELAP Certification #: 460221

Pace Analytical Services Asheville

2225 Riverside Drive, Asheville, NC 28804
Florida/NELAP Certification #: E87648
North Carolina Drinking Water Certification #: 37712
North Carolina Wastewater Certification #: 40
South Carolina Laboratory ID: 99030
South Carolina Certification #: 99030001
Virginia/VELAP Certification #: 460222

This report shall not be reproduced, except in full,
without the written consent of Pace Analytical Services, LLC.

Pace Analytical Services, LLC
9800 Kincey Ave. Suite 100
Huntersville, NC 28078
(704)875-9092

SAMPLE SUMMARY

Project: CPC Huntersville-60674226
Pace Project No.: 92585560

Lab ID	Sample ID	Matrix	Date Collected	Date Received
92585560001	**MW-62D**	Water	02/01/22 10:40	02/01/22 17:00
92585560002	**MW-86**	Water	02/01/22 12:00	02/01/22 17:00
92585560004	**MW-76**	Water	02/01/22 13:10	02/01/22 17:00
92585560005	**MW-73**	Water	02/01/22 13:40	02/01/22 17:00
92585560006	**MW-60**	Water	02/01/22 15:20	02/01/22 17:00
92585560007	**MW-46**	Water	02/01/22 15:50	02/01/22 17:00
92585560008	**MW-08**	Water	02/01/22 15:35	02/01/22 17:00
92585560009	**EB-2-20220201**	Water	02/01/22 16:00	02/01/22 17:00
92585560010	**DUP-2-20220201**	Water	02/01/22 00:00	02/01/22 17:00
92585560011	**FB-1-20220201**	Water	02/01/22 15:40	02/01/22 17:00
92585560012	**TRIP BLANK**	Water	02/01/22 00:00	02/01/22 17:00

This report shall not be reproduced, except in full,
without the written consent of Pace Analytical Services, LLC.

Pace Analytical Services, LLC
9800 Kincey Ave. Suite 100
Huntersville, NC 28078
(704)875-9092

SAMPLE ANALYTE COUNT

Project: CPC Huntersville-60674226
Pace Project No.: 92585560

Lab ID	Sample ID	Method	Analysts	Analytes Reported	Laboratory
92585560001	**MW-62D**	MADEP VPH	MAD	6	PASI-C
		EPA 6010D	RDT	1	PASI-A
		SM 6200B	BSH	63	PASI-C
92585560002	**MW-86**	MADEP VPH	MAD	6	PASI-C
		EPA 6010D	RDT	1	PASI-A
		SM 6200B	CL	63	PASI-C
92585560004	**MW-76**	MADEP VPH	MAD	6	PASI-C
		EPA 6010D	RDT	1	PASI-A
		SM 6200B	BSH	63	PASI-C
92585560005	**MW-73**	MADEP VPH	MAD	6	PASI-C
		EPA 6010D	RDT	1	PASI-A
		SM 6200B	CL	63	PASI-C
92585560006	**MW-60**	MADEP VPH	MAD	6	PASI-C
		EPA 6010D	RDT	1	PASI-A
		SM 6200B	BSH	63	PASI-C
92585560007	**MW-46**	MADEP VPH	MAD	6	PASI-C
		EPA 6010D	RDT	1	PASI-A
		SM 6200B	CL	63	PASI-C
92585560008	**MW-08**	MADEP VPH	MAD	6	PASI-C
		EPA 6010D	RDT	1	PASI-A
		SM 6200B	CL	63	PASI-C
92585560009	**EB-2-20220201**	MADEP VPH	MAD	6	PASI-C
		EPA 6010D	RDT	1	PASI-A
		SM 6200B	CL	63	PASI-C
92585560010	**DUP-2-20220201**	MADEP VPH	MAD	6	PASI-C
		EPA 6010D	RDT	1	PASI-A
		SM 6200B	SAS	63	PASI-C
92585560011	**FB-1-20220201**	MADEP VPH	MAD	6	PASI-C
		SM 6200B	CL	63	PASI-C
92585560012	**TRIP BLANK**	SM 6200B	CL	63	PASI-C

PASI-A = Pace Analytical Services - Asheville
PASI-C = Pace Analytical Services - Charlotte

REPORT OF LABORATORY ANALYSIS

This report shall not be reproduced, except in full,
without the written consent of Pace Analytical Services, LLC.

Pace Analytical Services, LLC
9800 Kincey Ave. Suite 100
Huntersville, NC 28078
(704)875-9092

ANALYTICAL RESULTS

Project: CPC Huntersville-60674226
Pace Project No.: 92585560

Sample: MW-62D **Lab ID: 92585560001** Collected: 02/01/22 10:40 Received: 02/01/22 17:00 Matrix: Water

Parameters	Results	Units	Report Limit	MDL	DF	Prepared	Analyzed	CAS No.	Qual
VPH NC Water	Analytical Method: MADEP VPH Pace Analytical Services - Charlotte								
Total VPH (C5-C12)	ND	ug/L	50.0	50.0	1		02/02/22 17:14		N2
Aliphatic (C05-C08)	ND	ug/L	50.0	50.0	1		02/02/22 17:14		N2
Aliphatic(C09-C12) Adjusted	ND	ug/L	50.0	50.0	1		02/02/22 17:14		N2
Aromatic (C09-C10)	ND	ug/L	50.0	50.0	1		02/02/22 17:14		N2
Surrogates									
4-Bromofluorobenzene (FID) (S)	92	%	70-130		1		02/02/22 17:14	460-00-4	
4-Bromofluorobenzene (PID) (S)	91	%	70-130		1		02/02/22 17:14	460-00-4	
6010 MET ICP	Analytical Method: EPA 6010D Preparation Method: EPA 3010A Pace Analytical Services - Asheville								
Lead	ND	ug/L	5.0	4.5	1	02/02/22 12:54	02/03/22 17:33	7439-92-1	
6200B MSV	Analytical Method: SM 6200B Pace Analytical Services - Charlotte								
Benzene	ND	ug/L	0.50	0.34	1		02/02/22 15:43	71-43-2	
Bromobenzene	ND	ug/L	0.50	0.29	1		02/02/22 15:43	108-86-1	
Bromochloromethane	ND	ug/L	0.50	0.47	1		02/02/22 15:43	74-97-5	
Bromodichloromethane	ND	ug/L	0.50	0.31	1		02/02/22 15:43	75-27-4	
Bromoform	ND	ug/L	0.50	0.34	1		02/02/22 15:43	75-25-2	
Bromomethane	ND	ug/L	5.0	1.7	1		02/02/22 15:43	74-83-9	
n-Butylbenzene	ND	ug/L	0.50	0.49	1		02/02/22 15:43	104-51-8	
sec-Butylbenzene	ND	ug/L	0.50	0.40	1		02/02/22 15:43	135-98-8	
tert-Butylbenzene	ND	ug/L	0.50	0.32	1		02/02/22 15:43	98-06-6	
Carbon tetrachloride	ND	ug/L	0.50	0.33	1		02/02/22 15:43	56-23-5	
Chlorobenzene	ND	ug/L	0.50	0.28	1		02/02/22 15:43	108-90-7	
Chloroethane	ND	ug/L	1.0	0.65	1		02/02/22 15:43	75-00-3	
Chloroform	ND	ug/L	0.50	0.35	1		02/02/22 15:43	67-66-3	
Chloromethane	ND	ug/L	1.0	0.54	1		02/02/22 15:43	74-87-3	
2-Chlorotoluene	ND	ug/L	0.50	0.32	1		02/02/22 15:43	95-49-8	
4-Chlorotoluene	ND	ug/L	0.50	0.32	1		02/02/22 15:43	106-43-4	
1,2-Dibromo-3-chloropropane	ND	ug/L	1.0	0.34	1		02/02/22 15:43	96-12-8	
Dibromochloromethane	ND	ug/L	0.50	0.36	1		02/02/22 15:43	124-48-1	
1,2-Dibromoethane (EDB)	ND	ug/L	0.50	0.27	1		02/02/22 15:43	106-93-4	
Dibromomethane	ND	ug/L	0.50	0.39	1		02/02/22 15:43	74-95-3	
1,2-Dichlorobenzene	ND	ug/L	0.50	0.34	1		02/02/22 15:43	95-50-1	
1,3-Dichlorobenzene	ND	ug/L	0.50	0.34	1		02/02/22 15:43	541-73-1	
1,4-Dichlorobenzene	ND	ug/L	0.50	0.33	1		02/02/22 15:43	106-46-7	
Dichlorodifluoromethane	ND	ug/L	0.50	0.35	1		02/02/22 15:43	75-71-8	
1,1-Dichloroethane	ND	ug/L	0.50	0.37	1		02/02/22 15:43	75-34-3	
1,2-Dichloroethane	ND	ug/L	0.50	0.32	1		02/02/22 15:43	107-06-2	
1,1-Dichloroethene	ND	ug/L	0.50	0.35	1		02/02/22 15:43	75-35-4	
cis-1,2-Dichloroethene	ND	ug/L	0.50	0.38	1		02/02/22 15:43	156-59-2	
trans-1,2-Dichloroethene	ND	ug/L	0.50	0.40	1		02/02/22 15:43	156-60-5	
1,2-Dichloropropane	ND	ug/L	0.50	0.36	1		02/02/22 15:43	78-87-5	
1,3-Dichloropropane	ND	ug/L	0.50	0.28	1		02/02/22 15:43	142-28-9	

REPORT OF LABORATORY ANALYSIS

This report shall not be reproduced, except in full,
without the written consent of Pace Analytical Services, LLC.

Pace Analytical Services, LLC
9800 Kincey Ave. Suite 100
Huntersville, NC 28078
(704)875-9092

ANALYTICAL RESULTS

Project: CPC Huntersville-60674226
Pace Project No.: 92585560

Sample: MW-62D **Lab ID: 92585560001** Collected: 02/01/22 10:40 Received: 02/01/22 17:00 Matrix: Water

Parameters	Results	Units	Report Limit	MDL	DF	Prepared	Analyzed	CAS No.	Qual
6200B MSV	Analytical Method: SM 6200B Pace Analytical Services - Charlotte								
2,2-Dichloropropane	ND	ug/L	0.50	0.39	1		02/02/22 15:43	594-20-7	
1,1-Dichloropropene	ND	ug/L	0.50	0.43	1		02/02/22 15:43	563-58-6	
cis-1,3-Dichloropropene	ND	ug/L	0.50	0.36	1		02/02/22 15:43	10061-01-5	
trans-1,3-Dichloropropene	ND	ug/L	0.50	0.36	1		02/02/22 15:43	10061-02-6	
Diisopropyl ether	ND	ug/L	0.50	0.31	1		02/02/22 15:43	108-20-3	
Ethylbenzene	ND	ug/L	0.50	0.30	1		02/02/22 15:43	100-41-4	
Hexachloro-1,3-butadiene	**2.8**	ug/L	2.0	1.5	1		02/02/22 15:43	87-68-3	
Isopropylbenzene (Cumene)	ND	ug/L	0.50	0.33	1		02/02/22 15:43	98-82-8	
Methylene Chloride	ND	ug/L	2.0	2.0	1		02/02/22 15:43	75-09-2	
Methyl-tert-butyl ether	ND	ug/L	0.50	0.42	1		02/02/22 15:43	1634-04-4	
Naphthalene	ND	ug/L	2.0	0.64	1		02/02/22 15:43	91-20-3	
n-Propylbenzene	ND	ug/L	0.50	0.34	1		02/02/22 15:43	103-65-1	
Styrene	ND	ug/L	0.50	0.29	1		02/02/22 15:43	100-42-5	
1,1,1,2-Tetrachloroethane	ND	ug/L	0.50	0.31	1		02/02/22 15:43	630-20-6	
1,1,2,2-Tetrachloroethane	ND	ug/L	0.50	0.22	1		02/02/22 15:43	79-34-5	
Tetrachloroethene	ND	ug/L	0.50	0.29	1		02/02/22 15:43	127-18-4	
Toluene	ND	ug/L	0.50	0.48	1		02/02/22 15:43	108-88-3	
1,2,3-Trichlorobenzene	ND	ug/L	2.0	0.81	1		02/02/22 15:43	87-61-6	
1,2,4-Trichlorobenzene	ND	ug/L	2.0	0.64	1		02/02/22 15:43	120-82-1	
1,1,1-Trichloroethane	ND	ug/L	0.50	0.33	1		02/02/22 15:43	71-55-6	
1,1,2-Trichloroethane	ND	ug/L	0.50	0.32	1		02/02/22 15:43	79-00-5	
Trichloroethene	ND	ug/L	0.50	0.38	1		02/02/22 15:43	79-01-6	
Trichlorofluoromethane	ND	ug/L	1.0	0.30	1		02/02/22 15:43	75-69-4	
1,2,3-Trichloropropane	ND	ug/L	0.50	0.26	1		02/02/22 15:43	96-18-4	
1,2,4-Trimethylbenzene	ND	ug/L	0.50	0.50	1		02/02/22 15:43	95-63-6	
1,3,5-Trimethylbenzene	ND	ug/L	0.50	0.33	1		02/02/22 15:43	108-67-8	
Vinyl chloride	ND	ug/L	1.0	0.39	1		02/02/22 15:43	75-01-4	
m&p-Xylene	ND	ug/L	1.0	0.71	1		02/02/22 15:43	179601-23-1	
o-Xylene	ND	ug/L	0.50	0.34	1		02/02/22 15:43	95-47-6	
Surrogates									
1,2-Dichloroethane-d4 (S)	102	%	70-130		1		02/02/22 15:43	17060-07-0	
4-Bromofluorobenzene (S)	102	%	70-130		1		02/02/22 15:43	460-00-4	
Toluene-d8 (S)	105	%	70-130		1		02/02/22 15:43	2037-26-5	

REPORT OF LABORATORY ANALYSIS

This report shall not be reproduced, except in full,
without the written consent of Pace Analytical Services, LLC.

Pace Analytical Services, LLC
9800 Kincey Ave. Suite 100
Huntersville, NC 28078
(704)875-9092

ANALYTICAL RESULTS

Project: CPC Huntersville-60674226
Pace Project No.: 92585560

Sample: MW-86 **Lab ID: 92585560002** Collected: 02/01/22 12:00 Received: 02/01/22 17:00 Matrix: Water

Parameters	Results	Units	Report Limit	MDL	DF	Prepared	Analyzed	CAS No.	Qual
VPH NC Water	Analytical Method: MADEP VPH Pace Analytical Services - Charlotte								
Total VPH (C5-C12)	ND	ug/L	50.0	50.0	1		02/02/22 17:42		N2
Aliphatic (C05-C08)	ND	ug/L	50.0	50.0	1		02/02/22 17:42		N2
Aliphatic(C09-C12) Adjusted	ND	ug/L	50.0	50.0	1		02/02/22 17:42		N2
Aromatic (C09-C10)	ND	ug/L	50.0	50.0	1		02/02/22 17:42		N2
Surrogates									
4-Bromofluorobenzene (FID) (S)	97	%	70-130		1		02/02/22 17:42	460-00-4	
4-Bromofluorobenzene (PID) (S)	96	%	70-130		1		02/02/22 17:42	460-00-4	
6010 MET ICP	Analytical Method: EPA 6010D Preparation Method: EPA 3010A Pace Analytical Services - Asheville								
Lead	**53.1**	ug/L	5.0	4.5	1	02/02/22 12:54	02/03/22 17:51	7439-92-1	
6200B MSV	Analytical Method: SM 6200B Pace Analytical Services - Charlotte								
Benzene	ND	ug/L	0.50	0.34	1		02/03/22 06:27	71-43-2	
Bromobenzene	ND	ug/L	0.50	0.29	1		02/03/22 06:27	108-86-1	
Bromochloromethane	ND	ug/L	0.50	0.47	1		02/03/22 06:27	74-97-5	
Bromodichloromethane	ND	ug/L	0.50	0.31	1		02/03/22 06:27	75-27-4	
Bromoform	ND	ug/L	0.50	0.34	1		02/03/22 06:27	75-25-2	
Bromomethane	ND	ug/L	5.0	1.7	1		02/03/22 06:27	74-83-9	
n-Butylbenzene	ND	ug/L	0.50	0.49	1		02/03/22 06:27	104-51-8	
sec-Butylbenzene	ND	ug/L	0.50	0.40	1		02/03/22 06:27	135-98-8	
tert-Butylbenzene	ND	ug/L	0.50	0.32	1		02/03/22 06:27	98-06-6	
Carbon tetrachloride	ND	ug/L	0.50	0.33	1		02/03/22 06:27	56-23-5	
Chlorobenzene	ND	ug/L	0.50	0.28	1		02/03/22 06:27	108-90-7	
Chloroethane	ND	ug/L	1.0	0.65	1		02/03/22 06:27	75-00-3	
Chloroform	ND	ug/L	0.50	0.35	1		02/03/22 06:27	67-66-3	
Chloromethane	ND	ug/L	1.0	0.54	1		02/03/22 06:27	74-87-3	
2-Chlorotoluene	ND	ug/L	0.50	0.32	1		02/03/22 06:27	95-49-8	
4-Chlorotoluene	ND	ug/L	0.50	0.32	1		02/03/22 06:27	106-43-4	
1,2-Dibromo-3-chloropropane	ND	ug/L	1.0	0.34	1		02/03/22 06:27	96-12-8	
Dibromochloromethane	ND	ug/L	0.50	0.36	1		02/03/22 06:27	124-48-1	
1,2-Dibromoethane (EDB)	ND	ug/L	0.50	0.27	1		02/03/22 06:27	106-93-4	
Dibromomethane	ND	ug/L	0.50	0.39	1		02/03/22 06:27	74-95-3	
1,2-Dichlorobenzene	ND	ug/L	0.50	0.34	1		02/03/22 06:27	95-50-1	
1,3-Dichlorobenzene	ND	ug/L	0.50	0.34	1		02/03/22 06:27	541-73-1	
1,4-Dichlorobenzene	ND	ug/L	0.50	0.33	1		02/03/22 06:27	106-46-7	
Dichlorodifluoromethane	ND	ug/L	0.50	0.35	1		02/03/22 06:27	75-71-8	
1,1-Dichloroethane	ND	ug/L	0.50	0.37	1		02/03/22 06:27	75-34-3	
1,2-Dichloroethane	ND	ug/L	0.50	0.32	1		02/03/22 06:27	107-06-2	
1,1-Dichloroethene	ND	ug/L	0.50	0.35	1		02/03/22 06:27	75-35-4	
cis-1,2-Dichloroethene	ND	ug/L	0.50	0.38	1		02/03/22 06:27	156-59-2	
trans-1,2-Dichloroethene	ND	ug/L	0.50	0.40	1		02/03/22 06:27	156-60-5	
1,2-Dichloropropane	ND	ug/L	0.50	0.36	1		02/03/22 06:27	78-87-5	
1,3-Dichloropropane	ND	ug/L	0.50	0.28	1		02/03/22 06:27	142-28-9	

REPORT OF LABORATORY ANALYSIS

This report shall not be reproduced, except in full,
without the written consent of Pace Analytical Services, LLC.

Pace Analytical Services, LLC
9800 Kincey Ave. Suite 100
Huntersville, NC 28078
(704)875-9092

ANALYTICAL RESULTS

Project: CPC Huntersville-60674226
Pace Project No.: 92585560

Sample: MW-86 **Lab ID: 92585560002** Collected: 02/01/22 12:00 Received: 02/01/22 17:00 Matrix: Water

Parameters	Results	Units	Report Limit	MDL	DF	Prepared	Analyzed	CAS No.	Qual
6200B MSV	Analytical Method: SM 6200B Pace Analytical Services - Charlotte								
2,2-Dichloropropane	ND	ug/L	0.50	0.39	1		02/03/22 06:27	594-20-7	IL
1,1-Dichloropropene	ND	ug/L	0.50	0.43	1		02/03/22 06:27	563-58-6	
cis-1,3-Dichloropropene	ND	ug/L	0.50	0.36	1		02/03/22 06:27	10061-01-5	
trans-1,3-Dichloropropene	ND	ug/L	0.50	0.36	1		02/03/22 06:27	10061-02-6	
Diisopropyl ether	ND	ug/L	0.50	0.31	1		02/03/22 06:27	108-20-3	
Ethylbenzene	ND	ug/L	0.50	0.30	1		02/03/22 06:27	100-41-4	
Hexachloro-1,3-butadiene	ND	ug/L	2.0	1.5	1		02/03/22 06:27	87-68-3	
Isopropylbenzene (Cumene)	ND	ug/L	0.50	0.33	1		02/03/22 06:27	98-82-8	
Methylene Chloride	ND	ug/L	2.0	2.0	1		02/03/22 06:27	75-09-2	
Methyl-tert-butyl ether	ND	ug/L	0.50	0.42	1		02/03/22 06:27	1634-04-4	
Naphthalene	ND	ug/L	2.0	0.64	1		02/03/22 06:27	91-20-3	
n-Propylbenzene	ND	ug/L	0.50	0.34	1		02/03/22 06:27	103-65-1	
Styrene	ND	ug/L	0.50	0.29	1		02/03/22 06:27	100-42-5	
1,1,1,2-Tetrachloroethane	ND	ug/L	0.50	0.31	1		02/03/22 06:27	630-20-6	
1,1,2,2-Tetrachloroethane	ND	ug/L	0.50	0.22	1		02/03/22 06:27	79-34-5	
Tetrachloroethene	ND	ug/L	0.50	0.29	1		02/03/22 06:27	127-18-4	
Toluene	ND	ug/L	0.50	0.48	1		02/03/22 06:27	108-88-3	
1,2,3-Trichlorobenzene	ND	ug/L	2.0	0.81	1		02/03/22 06:27	87-61-6	
1,2,4-Trichlorobenzene	ND	ug/L	2.0	0.64	1		02/03/22 06:27	120-82-1	
1,1,1-Trichloroethane	ND	ug/L	0.50	0.33	1		02/03/22 06:27	71-55-6	
1,1,2-Trichloroethane	ND	ug/L	0.50	0.32	1		02/03/22 06:27	79-00-5	
Trichloroethene	ND	ug/L	0.50	0.38	1		02/03/22 06:27	79-01-6	
Trichlorofluoromethane	ND	ug/L	1.0	0.30	1		02/03/22 06:27	75-69-4	
1,2,3-Trichloropropane	ND	ug/L	0.50	0.26	1		02/03/22 06:27	96-18-4	
1,2,4-Trimethylbenzene	ND	ug/L	0.50	0.50	1		02/03/22 06:27	95-63-6	
1,3,5-Trimethylbenzene	ND	ug/L	0.50	0.33	1		02/03/22 06:27	108-67-8	
Vinyl chloride	ND	ug/L	1.0	0.39	1		02/03/22 06:27	75-01-4	
m&p-Xylene	ND	ug/L	1.0	0.71	1		02/03/22 06:27	179601-23-1	
o-Xylene	ND	ug/L	0.50	0.34	1		02/03/22 06:27	95-47-6	
Surrogates									
1,2-Dichloroethane-d4 (S)	96	%	70-130		1		02/03/22 06:27	17060-07-0	
4-Bromofluorobenzene (S)	99	%	70-130		1		02/03/22 06:27	460-00-4	
Toluene-d8 (S)	98	%	70-130		1		02/03/22 06:27	2037-26-5	

REPORT OF LABORATORY ANALYSIS

This report shall not be reproduced, except in full,
without the written consent of Pace Analytical Services, LLC.

Pace Analytical Services, LLC
9800 Kincey Ave. Suite 100
Huntersville, NC 28078
(704)875-9092

ANALYTICAL RESULTS

Project: CPC Huntersville-60674226
Pace Project No.: 92585560

Sample: MW-76 **Lab ID: 92585560004** Collected: 02/01/22 13:10 Received: 02/01/22 17:00 Matrix: Water

Parameters	Results	Units	Report Limit	MDL	DF	Prepared	Analyzed	CAS No.	Qual
VPH NC Water	Analytical Method: MADEP VPH Pace Analytical Services - Charlotte								
Total VPH (C5-C12)	ND	ug/L	50.0	50.0	1		02/02/22 18:40		N2
Aliphatic (C05-C08)	ND	ug/L	50.0	50.0	1		02/02/22 18:40		N2
Aliphatic(C09-C12) Adjusted	ND	ug/L	50.0	50.0	1		02/02/22 18:40		N2
Aromatic (C09-C10)	ND	ug/L	50.0	50.0	1		02/02/22 18:40		N2
Surrogates									
4-Bromofluorobenzene (FID) (S)	98	%	70-130		1		02/02/22 18:40	460-00-4	
4-Bromofluorobenzene (PID) (S)	97	%	70-130		1		02/02/22 18:40	460-00-4	
6010 MET ICP	Analytical Method: EPA 6010D Preparation Method: EPA 3010A Pace Analytical Services - Asheville								
Lead	ND	ug/L	5.0	4.5	1	02/02/22 12:54	02/03/22 17:58	7439-92-1	
6200B MSV	Analytical Method: SM 6200B Pace Analytical Services - Charlotte								
Benzene	ND	ug/L	0.50	0.34	1		02/02/22 16:01	71-43-2	
Bromobenzene	ND	ug/L	0.50	0.29	1		02/02/22 16:01	108-86-1	
Bromochloromethane	ND	ug/L	0.50	0.47	1		02/02/22 16:01	74-97-5	
Bromodichloromethane	ND	ug/L	0.50	0.31	1		02/02/22 16:01	75-27-4	
Bromoform	ND	ug/L	0.50	0.34	1		02/02/22 16:01	75-25-2	
Bromomethane	ND	ug/L	5.0	1.7	1		02/02/22 16:01	74-83-9	
n-Butylbenzene	ND	ug/L	0.50	0.49	1		02/02/22 16:01	104-51-8	
sec-Butylbenzene	ND	ug/L	0.50	0.40	1		02/02/22 16:01	135-98-8	
tert-Butylbenzene	ND	ug/L	0.50	0.32	1		02/02/22 16:01	98-06-6	
Carbon tetrachloride	ND	ug/L	0.50	0.33	1		02/02/22 16:01	56-23-5	
Chlorobenzene	ND	ug/L	0.50	0.28	1		02/02/22 16:01	108-90-7	
Chloroethane	ND	ug/L	1.0	0.65	1		02/02/22 16:01	75-00-3	
Chloroform	ND	ug/L	0.50	0.35	1		02/02/22 16:01	67-66-3	
Chloromethane	ND	ug/L	1.0	0.54	1		02/02/22 16:01	74-87-3	
2-Chlorotoluene	ND	ug/L	0.50	0.32	1		02/02/22 16:01	95-49-8	
4-Chlorotoluene	ND	ug/L	0.50	0.32	1		02/02/22 16:01	106-43-4	
1,2-Dibromo-3-chloropropane	ND	ug/L	1.0	0.34	1		02/02/22 16:01	96-12-8	
Dibromochloromethane	ND	ug/L	0.50	0.36	1		02/02/22 16:01	124-48-1	
1,2-Dibromoethane (EDB)	ND	ug/L	0.50	0.27	1		02/02/22 16:01	106-93-4	
Dibromomethane	ND	ug/L	0.50	0.39	1		02/02/22 16:01	74-95-3	
1,2-Dichlorobenzene	ND	ug/L	0.50	0.34	1		02/02/22 16:01	95-50-1	
1,3-Dichlorobenzene	ND	ug/L	0.50	0.34	1		02/02/22 16:01	541-73-1	
1,4-Dichlorobenzene	ND	ug/L	0.50	0.33	1		02/02/22 16:01	106-46-7	
Dichlorodifluoromethane	ND	ug/L	0.50	0.35	1		02/02/22 16:01	75-71-8	
1,1-Dichloroethane	ND	ug/L	0.50	0.37	1		02/02/22 16:01	75-34-3	
1,2-Dichloroethane	ND	ug/L	0.50	0.32	1		02/02/22 16:01	107-06-2	
1,1-Dichloroethene	ND	ug/L	0.50	0.35	1		02/02/22 16:01	75-35-4	
cis-1,2-Dichloroethene	ND	ug/L	0.50	0.38	1		02/02/22 16:01	156-59-2	
trans-1,2-Dichloroethene	ND	ug/L	0.50	0.40	1		02/02/22 16:01	156-60-5	
1,2-Dichloropropane	ND	ug/L	0.50	0.36	1		02/02/22 16:01	78-87-5	
1,3-Dichloropropane	ND	ug/L	0.50	0.28	1		02/02/22 16:01	142-28-9	

REPORT OF LABORATORY ANALYSIS

This report shall not be reproduced, except in full,
without the written consent of Pace Analytical Services, LLC.

Pace Analytical Services, LLC
9800 Kincey Ave. Suite 100
Huntersville, NC 28078
(704)875-9092

ANALYTICAL RESULTS

Project: CPC Huntersville-60674226
Pace Project No.: 92585560

Sample: MW-76 **Lab ID: 92585560004** Collected: 02/01/22 13:10 Received: 02/01/22 17:00 Matrix: Water

Parameters	Results	Units	Report Limit	MDL	DF	Prepared	Analyzed	CAS No.	Qual
6200B MSV	Analytical Method: SM 6200B Pace Analytical Services - Charlotte								
2,2-Dichloropropane	ND	ug/L	0.50	0.39	1		02/02/22 16:01	594-20-7	
1,1-Dichloropropene	ND	ug/L	0.50	0.43	1		02/02/22 16:01	563-58-6	
cis-1,3-Dichloropropene	ND	ug/L	0.50	0.36	1		02/02/22 16:01	10061-01-5	
trans-1,3-Dichloropropene	ND	ug/L	0.50	0.36	1		02/02/22 16:01	10061-02-6	
Diisopropyl ether	ND	ug/L	0.50	0.31	1		02/02/22 16:01	108-20-3	
Ethylbenzene	ND	ug/L	0.50	0.30	1		02/02/22 16:01	100-41-4	
Hexachloro-1,3-butadiene	**1.9J**	ug/L	2.0	1.5	1		02/02/22 16:01	87-68-3	
Isopropylbenzene (Cumene)	ND	ug/L	0.50	0.33	1		02/02/22 16:01	98-82-8	
Methylene Chloride	ND	ug/L	2.0	2.0	1		02/02/22 16:01	75-09-2	
Methyl-tert-butyl ether	ND	ug/L	0.50	0.42	1		02/02/22 16:01	1634-04-4	
Naphthalene	ND	ug/L	2.0	0.64	1		02/02/22 16:01	91-20-3	
n-Propylbenzene	ND	ug/L	0.50	0.34	1		02/02/22 16:01	103-65-1	
Styrene	ND	ug/L	0.50	0.29	1		02/02/22 16:01	100-42-5	
1,1,1,2-Tetrachloroethane	ND	ug/L	0.50	0.31	1		02/02/22 16:01	630-20-6	
1,1,2,2-Tetrachloroethane	ND	ug/L	0.50	0.22	1		02/02/22 16:01	79-34-5	
Tetrachloroethene	ND	ug/L	0.50	0.29	1		02/02/22 16:01	127-18-4	
Toluene	ND	ug/L	0.50	0.48	1		02/02/22 16:01	108-88-3	
1,2,3-Trichlorobenzene	ND	ug/L	2.0	0.81	1		02/02/22 16:01	87-61-6	
1,2,4-Trichlorobenzene	ND	ug/L	2.0	0.64	1		02/02/22 16:01	120-82-1	
1,1,1-Trichloroethane	ND	ug/L	0.50	0.33	1		02/02/22 16:01	71-55-6	
1,1,2-Trichloroethane	ND	ug/L	0.50	0.32	1		02/02/22 16:01	79-00-5	
Trichloroethene	ND	ug/L	0.50	0.38	1		02/02/22 16:01	79-01-6	
Trichlorofluoromethane	ND	ug/L	1.0	0.30	1		02/02/22 16:01	75-69-4	
1,2,3-Trichloropropane	ND	ug/L	0.50	0.26	1		02/02/22 16:01	96-18-4	
1,2,4-Trimethylbenzene	ND	ug/L	0.50	0.50	1		02/02/22 16:01	95-63-6	
1,3,5-Trimethylbenzene	ND	ug/L	0.50	0.33	1		02/02/22 16:01	108-67-8	
Vinyl chloride	ND	ug/L	1.0	0.39	1		02/02/22 16:01	75-01-4	
m&p-Xylene	ND	ug/L	1.0	0.71	1		02/02/22 16:01	179601-23-1	
o-Xylene	ND	ug/L	0.50	0.34	1		02/02/22 16:01	95-47-6	
Surrogates									
1,2-Dichloroethane-d4 (S)	103	%	70-130		1		02/02/22 16:01	17060-07-0	
4-Bromofluorobenzene (S)	102	%	70-130		1		02/02/22 16:01	460-00-4	
Toluene-d8 (S)	105	%	70-130		1		02/02/22 16:01	2037-26-5	

REPORT OF LABORATORY ANALYSIS

This report shall not be reproduced, except in full,
without the written consent of Pace Analytical Services, LLC.

Pace Analytical Services, LLC
9800 Kincey Ave. Suite 100
Huntersville, NC 28078
(704)875-9092

ANALYTICAL RESULTS

Project: CPC Huntersville-60674226
Pace Project No.: 92585560

Sample: MW-73 **Lab ID: 92585560005** Collected: 02/01/22 13:40 Received: 02/01/22 17:00 Matrix: Water

Parameters	Results	Units	Report Limit	MDL	DF	Prepared	Analyzed	CAS No.	Qual
VPH NC Water	Analytical Method: MADEP VPH Pace Analytical Services - Charlotte								
Total VPH (C5-C12)	ND	ug/L	50.0	50.0	1		02/02/22 19:09		N2
Aliphatic (C05-C08)	ND	ug/L	50.0	50.0	1		02/02/22 19:09		N2
Aliphatic(C09-C12) Adjusted	ND	ug/L	50.0	50.0	1		02/02/22 19:09		N2
Aromatic (C09-C10)	ND	ug/L	50.0	50.0	1		02/02/22 19:09		N2
Surrogates									
4-Bromofluorobenzene (FID) (S)	100	%	70-130		1		02/02/22 19:09	460-00-4	
4-Bromofluorobenzene (PID) (S)	99	%	70-130		1		02/02/22 19:09	460-00-4	
6010 MET ICP	Analytical Method: EPA 6010D Preparation Method: EPA 3010A Pace Analytical Services - Asheville								
Lead	**55.5**	ug/L	5.0	4.5	1	02/02/22 12:54	02/03/22 18:01	7439-92-1	
6200B MSV	Analytical Method: SM 6200B Pace Analytical Services - Charlotte								
Benzene	ND	ug/L	0.50	0.34	1		02/03/22 06:46	71-43-2	
Bromobenzene	ND	ug/L	0.50	0.29	1		02/03/22 06:46	108-86-1	
Bromochloromethane	ND	ug/L	0.50	0.47	1		02/03/22 06:46	74-97-5	
Bromodichloromethane	ND	ug/L	0.50	0.31	1		02/03/22 06:46	75-27-4	
Bromoform	ND	ug/L	0.50	0.34	1		02/03/22 06:46	75-25-2	
Bromomethane	ND	ug/L	5.0	1.7	1		02/03/22 06:46	74-83-9	
n-Butylbenzene	ND	ug/L	0.50	0.49	1		02/03/22 06:46	104-51-8	
sec-Butylbenzene	ND	ug/L	0.50	0.40	1		02/03/22 06:46	135-98-8	
tert-Butylbenzene	ND	ug/L	0.50	0.32	1		02/03/22 06:46	98-06-6	
Carbon tetrachloride	ND	ug/L	0.50	0.33	1		02/03/22 06:46	56-23-5	
Chlorobenzene	ND	ug/L	0.50	0.28	1		02/03/22 06:46	108-90-7	
Chloroethane	ND	ug/L	1.0	0.65	1		02/03/22 06:46	75-00-3	
Chloroform	ND	ug/L	0.50	0.35	1		02/03/22 06:46	67-66-3	
Chloromethane	ND	ug/L	1.0	0.54	1		02/03/22 06:46	74-87-3	
2-Chlorotoluene	ND	ug/L	0.50	0.32	1		02/03/22 06:46	95-49-8	
4-Chlorotoluene	ND	ug/L	0.50	0.32	1		02/03/22 06:46	106-43-4	
1,2-Dibromo-3-chloropropane	ND	ug/L	1.0	0.34	1		02/03/22 06:46	96-12-8	
Dibromochloromethane	ND	ug/L	0.50	0.36	1		02/03/22 06:46	124-48-1	
1,2-Dibromoethane (EDB)	ND	ug/L	0.50	0.27	1		02/03/22 06:46	106-93-4	
Dibromomethane	ND	ug/L	0.50	0.39	1		02/03/22 06:46	74-95-3	
1,2-Dichlorobenzene	ND	ug/L	0.50	0.34	1		02/03/22 06:46	95-50-1	
1,3-Dichlorobenzene	ND	ug/L	0.50	0.34	1		02/03/22 06:46	541-73-1	
1,4-Dichlorobenzene	ND	ug/L	0.50	0.33	1		02/03/22 06:46	106-46-7	
Dichlorodifluoromethane	ND	ug/L	0.50	0.35	1		02/03/22 06:46	75-71-8	
1,1-Dichloroethane	ND	ug/L	0.50	0.37	1		02/03/22 06:46	75-34-3	
1,2-Dichloroethane	ND	ug/L	0.50	0.32	1		02/03/22 06:46	107-06-2	
1,1-Dichloroethene	ND	ug/L	0.50	0.35	1		02/03/22 06:46	75-35-4	
cis-1,2-Dichloroethene	ND	ug/L	0.50	0.38	1		02/03/22 06:46	156-59-2	
trans-1,2-Dichloroethene	ND	ug/L	0.50	0.40	1		02/03/22 06:46	156-60-5	
1,2-Dichloropropane	ND	ug/L	0.50	0.36	1		02/03/22 06:46	78-87-5	
1,3-Dichloropropane	ND	ug/L	0.50	0.28	1		02/03/22 06:46	142-28-9	

REPORT OF LABORATORY ANALYSIS

This report shall not be reproduced, except in full,
without the written consent of Pace Analytical Services, LLC.

Pace Analytical Services, LLC
9800 Kincey Ave. Suite 100
Huntersville, NC 28078
(704)875-9092

ANALYTICAL RESULTS

Project: CPC Huntersville-60674226
Pace Project No.: 92585560

Sample: MW-73 **Lab ID: 92585560005** Collected: 02/01/22 13:40 Received: 02/01/22 17:00 Matrix: Water

Parameters	Results	Units	Report Limit	MDL	DF	Prepared	Analyzed	CAS No.	Qual
6200B MSV	Analytical Method: SM 6200B Pace Analytical Services - Charlotte								
2,2-Dichloropropane	ND	ug/L	0.50	0.39	1		02/03/22 06:46	594-20-7	IL
1,1-Dichloropropene	ND	ug/L	0.50	0.43	1		02/03/22 06:46	563-58-6	
cis-1,3-Dichloropropene	ND	ug/L	0.50	0.36	1		02/03/22 06:46	10061-01-5	
trans-1,3-Dichloropropene	ND	ug/L	0.50	0.36	1		02/03/22 06:46	10061-02-6	
Diisopropyl ether	ND	ug/L	0.50	0.31	1		02/03/22 06:46	108-20-3	
Ethylbenzene	ND	ug/L	0.50	0.30	1		02/03/22 06:46	100-41-4	
Hexachloro-1,3-butadiene	ND	ug/L	2.0	1.5	1		02/03/22 06:46	87-68-3	
Isopropylbenzene (Cumene)	ND	ug/L	0.50	0.33	1		02/03/22 06:46	98-82-8	
Methylene Chloride	ND	ug/L	2.0	2.0	1		02/03/22 06:46	75-09-2	
Methyl-tert-butyl ether	ND	ug/L	0.50	0.42	1		02/03/22 06:46	1634-04-4	
Naphthalene	ND	ug/L	2.0	0.64	1		02/03/22 06:46	91-20-3	
n-Propylbenzene	ND	ug/L	0.50	0.34	1		02/03/22 06:46	103-65-1	
Styrene	ND	ug/L	0.50	0.29	1		02/03/22 06:46	100-42-5	
1,1,1,2-Tetrachloroethane	ND	ug/L	0.50	0.31	1		02/03/22 06:46	630-20-6	
1,1,2,2-Tetrachloroethane	ND	ug/L	0.50	0.22	1		02/03/22 06:46	79-34-5	
Tetrachloroethene	ND	ug/L	0.50	0.29	1		02/03/22 06:46	127-18-4	
Toluene	ND	ug/L	0.50	0.48	1		02/03/22 06:46	108-88-3	
1,2,3-Trichlorobenzene	ND	ug/L	2.0	0.81	1		02/03/22 06:46	87-61-6	
1,2,4-Trichlorobenzene	ND	ug/L	2.0	0.64	1		02/03/22 06:46	120-82-1	
1,1,1-Trichloroethane	ND	ug/L	0.50	0.33	1		02/03/22 06:46	71-55-6	
1,1,2-Trichloroethane	ND	ug/L	0.50	0.32	1		02/03/22 06:46	79-00-5	
Trichloroethene	ND	ug/L	0.50	0.38	1		02/03/22 06:46	79-01-6	
Trichlorofluoromethane	ND	ug/L	1.0	0.30	1		02/03/22 06:46	75-69-4	
1,2,3-Trichloropropane	ND	ug/L	0.50	0.26	1		02/03/22 06:46	96-18-4	
1,2,4-Trimethylbenzene	ND	ug/L	0.50	0.50	1		02/03/22 06:46	95-63-6	
1,3,5-Trimethylbenzene	ND	ug/L	0.50	0.33	1		02/03/22 06:46	108-67-8	
Vinyl chloride	ND	ug/L	1.0	0.39	1		02/03/22 06:46	75-01-4	
m&p-Xylene	ND	ug/L	1.0	0.71	1		02/03/22 06:46	179601-23-1	
o-Xylene	ND	ug/L	0.50	0.34	1		02/03/22 06:46	95-47-6	
Surrogates									
1,2-Dichloroethane-d4 (S)	97	%	70-130		1		02/03/22 06:46	17060-07-0	
4-Bromofluorobenzene (S)	97	%	70-130		1		02/03/22 06:46	460-00-4	
Toluene-d8 (S)	97	%	70-130		1		02/03/22 06:46	2037-26-5	

REPORT OF LABORATORY ANALYSIS

This report shall not be reproduced, except in full,
without the written consent of Pace Analytical Services, LLC.

Pace Analytical Services, LLC
9800 Kincey Ave. Suite 100
Huntersville, NC 28078
(704)875-9092

ANALYTICAL RESULTS

Project: CPC Huntersville-60674226
Pace Project No.: 92585560

Sample: MW-60 **Lab ID: 92585560006** Collected: 02/01/22 15:20 Received: 02/01/22 17:00 Matrix: Water

Parameters	Results	Units	Report Limit	MDL	DF	Prepared	Analyzed	CAS No.	Qual
VPH NC Water	Analytical Method: MADEP VPH Pace Analytical Services - Charlotte								
Total VPH (C5-C12)	ND	ug/L	50.0	50.0	1		02/02/22 19:37		N2
Aliphatic (C05-C08)	ND	ug/L	50.0	50.0	1		02/02/22 19:37		N2
Aliphatic(C09-C12) Adjusted	ND	ug/L	50.0	50.0	1		02/02/22 19:37		N2
Aromatic (C09-C10)	ND	ug/L	50.0	50.0	1		02/02/22 19:37		N2
Surrogates									
4-Bromofluorobenzene (FID) (S)	98	%	70-130		1		02/02/22 19:37	460-00-4	
4-Bromofluorobenzene (PID) (S)	97	%	70-130		1		02/02/22 19:37	460-00-4	
6010 MET ICP	Analytical Method: EPA 6010D Preparation Method: EPA 3010A Pace Analytical Services - Asheville								
Lead	ND	ug/L	5.0	4.5	1	02/02/22 12:54	02/03/22 18:05	7439-92-1	
6200B MSV	Analytical Method: SM 6200B Pace Analytical Services - Charlotte								
Benzene	ND	ug/L	0.50	0.34	1		02/02/22 18:20	71-43-2	
Bromobenzene	ND	ug/L	0.50	0.29	1		02/02/22 18:20	108-86-1	
Bromochloromethane	ND	ug/L	0.50	0.47	1		02/02/22 18:20	74-97-5	
Bromodichloromethane	ND	ug/L	0.50	0.31	1		02/02/22 18:20	75-27-4	
Bromoform	ND	ug/L	0.50	0.34	1		02/02/22 18:20	75-25-2	
Bromomethane	ND	ug/L	5.0	1.7	1		02/02/22 18:20	74-83-9	
n-Butylbenzene	ND	ug/L	0.50	0.49	1		02/02/22 18:20	104-51-8	
sec-Butylbenzene	ND	ug/L	0.50	0.40	1		02/02/22 18:20	135-98-8	
tert-Butylbenzene	ND	ug/L	0.50	0.32	1		02/02/22 18:20	98-06-6	
Carbon tetrachloride	ND	ug/L	0.50	0.33	1		02/02/22 18:20	56-23-5	
Chlorobenzene	ND	ug/L	0.50	0.28	1		02/02/22 18:20	108-90-7	
Chloroethane	ND	ug/L	1.0	0.65	1		02/02/22 18:20	75-00-3	
Chloroform	ND	ug/L	0.50	0.35	1		02/02/22 18:20	67-66-3	
Chloromethane	ND	ug/L	1.0	0.54	1		02/02/22 18:20	74-87-3	
2-Chlorotoluene	ND	ug/L	0.50	0.32	1		02/02/22 18:20	95-49-8	
4-Chlorotoluene	ND	ug/L	0.50	0.32	1		02/02/22 18:20	106-43-4	
1,2-Dibromo-3-chloropropane	ND	ug/L	1.0	0.34	1		02/02/22 18:20	96-12-8	
Dibromochloromethane	ND	ug/L	0.50	0.36	1		02/02/22 18:20	124-48-1	
1,2-Dibromoethane (EDB)	ND	ug/L	0.50	0.27	1		02/02/22 18:20	106-93-4	
Dibromomethane	ND	ug/L	0.50	0.39	1		02/02/22 18:20	74-95-3	
1,2-Dichlorobenzene	ND	ug/L	0.50	0.34	1		02/02/22 18:20	95-50-1	
1,3-Dichlorobenzene	ND	ug/L	0.50	0.34	1		02/02/22 18:20	541-73-1	
1,4-Dichlorobenzene	ND	ug/L	0.50	0.33	1		02/02/22 18:20	106-46-7	
Dichlorodifluoromethane	ND	ug/L	0.50	0.35	1		02/02/22 18:20	75-71-8	
1,1-Dichloroethane	ND	ug/L	0.50	0.37	1		02/02/22 18:20	75-34-3	
1,2-Dichloroethane	ND	ug/L	0.50	0.32	1		02/02/22 18:20	107-06-2	
1,1-Dichloroethene	ND	ug/L	0.50	0.35	1		02/02/22 18:20	75-35-4	
cis-1,2-Dichloroethene	ND	ug/L	0.50	0.38	1		02/02/22 18:20	156-59-2	
trans-1,2-Dichloroethene	ND	ug/L	0.50	0.40	1		02/02/22 18:20	156-60-5	
1,2-Dichloropropane	ND	ug/L	0.50	0.36	1		02/02/22 18:20	78-87-5	
1,3-Dichloropropane	ND	ug/L	0.50	0.28	1		02/02/22 18:20	142-28-9	

REPORT OF LABORATORY ANALYSIS

This report shall not be reproduced, except in full,
without the written consent of Pace Analytical Services, LLC.

Pace Analytical Services, LLC
9800 Kincey Ave. Suite 100
Huntersville, NC 28078
(704)875-9092

ANALYTICAL RESULTS

Project: CPC Huntersville-60674226
Pace Project No.: 92585560

Sample: MW-60 **Lab ID: 92585560006** Collected: 02/01/22 15:20 Received: 02/01/22 17:00 Matrix: Water

Parameters	Results	Units	Report Limit	MDL	DF	Prepared	Analyzed	CAS No.	Qual
6200B MSV	Analytical Method: SM 6200B Pace Analytical Services - Charlotte								
2,2-Dichloropropane	ND	ug/L	0.50	0.39	1		02/02/22 18:20	594-20-7	
1,1-Dichloropropene	ND	ug/L	0.50	0.43	1		02/02/22 18:20	563-58-6	
cis-1,3-Dichloropropene	ND	ug/L	0.50	0.36	1		02/02/22 18:20	10061-01-5	
trans-1,3-Dichloropropene	ND	ug/L	0.50	0.36	1		02/02/22 18:20	10061-02-6	
Diisopropyl ether	ND	ug/L	0.50	0.31	1		02/02/22 18:20	108-20-3	
Ethylbenzene	ND	ug/L	0.50	0.30	1		02/02/22 18:20	100-41-4	
Hexachloro-1,3-butadiene	ND	ug/L	2.0	1.5	1		02/02/22 18:20	87-68-3	
Isopropylbenzene (Cumene)	ND	ug/L	0.50	0.33	1		02/02/22 18:20	98-82-8	
Methylene Chloride	ND	ug/L	2.0	2.0	1		02/02/22 18:20	75-09-2	
Methyl-tert-butyl ether	ND	ug/L	0.50	0.42	1		02/02/22 18:20	1634-04-4	
Naphthalene	ND	ug/L	2.0	0.64	1		02/02/22 18:20	91-20-3	
n-Propylbenzene	ND	ug/L	0.50	0.34	1		02/02/22 18:20	103-65-1	
Styrene	ND	ug/L	0.50	0.29	1		02/02/22 18:20	100-42-5	
1,1,1,2-Tetrachloroethane	ND	ug/L	0.50	0.31	1		02/02/22 18:20	630-20-6	
1,1,2,2-Tetrachloroethane	ND	ug/L	0.50	0.22	1		02/02/22 18:20	79-34-5	
Tetrachloroethene	ND	ug/L	0.50	0.29	1		02/02/22 18:20	127-18-4	
Toluene	ND	ug/L	0.50	0.48	1		02/02/22 18:20	108-88-3	
1,2,3-Trichlorobenzene	ND	ug/L	2.0	0.81	1		02/02/22 18:20	87-61-6	
1,2,4-Trichlorobenzene	ND	ug/L	2.0	0.64	1		02/02/22 18:20	120-82-1	
1,1,1-Trichloroethane	ND	ug/L	0.50	0.33	1		02/02/22 18:20	71-55-6	
1,1,2-Trichloroethane	ND	ug/L	0.50	0.32	1		02/02/22 18:20	79-00-5	
Trichloroethene	ND	ug/L	0.50	0.38	1		02/02/22 18:20	79-01-6	
Trichlorofluoromethane	ND	ug/L	1.0	0.30	1		02/02/22 18:20	75-69-4	
1,2,3-Trichloropropane	ND	ug/L	0.50	0.26	1		02/02/22 18:20	96-18-4	
1,2,4-Trimethylbenzene	ND	ug/L	0.50	0.50	1		02/02/22 18:20	95-63-6	
1,3,5-Trimethylbenzene	ND	ug/L	0.50	0.33	1		02/02/22 18:20	108-67-8	
Vinyl chloride	ND	ug/L	1.0	0.39	1		02/02/22 18:20	75-01-4	
m&p-Xylene	ND	ug/L	1.0	0.71	1		02/02/22 18:20	179601-23-1	
o-Xylene	ND	ug/L	0.50	0.34	1		02/02/22 18:20	95-47-6	
Surrogates									
1,2-Dichloroethane-d4 (S)	104	%	70-130		1		02/02/22 18:20	17060-07-0	
4-Bromofluorobenzene (S)	102	%	70-130		1		02/02/22 18:20	460-00-4	
Toluene-d8 (S)	104	%	70-130		1		02/02/22 18:20	2037-26-5	

REPORT OF LABORATORY ANALYSIS

This report shall not be reproduced, except in full,
without the written consent of Pace Analytical Services, LLC.

Pace Analytical Services, LLC
9800 Kincey Ave. Suite 100
Huntersville, NC 28078
(704)875-9092

ANALYTICAL RESULTS

Project: CPC Huntersville-60674226
Pace Project No.: 92585560

Sample: MW-46 **Lab ID: 92585560007** Collected: 02/01/22 15:50 Received: 02/01/22 17:00 Matrix: Water

Parameters	Results	Units	Report Limit	MDL	DF	Prepared	Analyzed	CAS No.	Qual
VPH NC Water	Analytical Method: MADEP VPH Pace Analytical Services - Charlotte								
Total VPH (C5-C12)	ND	ug/L	50.0	50.0	1		02/02/22 20:06		N2
Aliphatic (C05-C08)	ND	ug/L	50.0	50.0	1		02/02/22 20:06		N2
Aliphatic(C09-C12) Adjusted	ND	ug/L	50.0	50.0	1		02/02/22 20:06		N2
Aromatic (C09-C10)	ND	ug/L	50.0	50.0	1		02/02/22 20:06		N2
Surrogates									
4-Bromofluorobenzene (FID) (S)	98	%	70-130		1		02/02/22 20:06	460-00-4	
4-Bromofluorobenzene (PID) (S)	97	%	70-130		1		02/02/22 20:06	460-00-4	
6010 MET ICP	Analytical Method: EPA 6010D Preparation Method: EPA 3010A Pace Analytical Services - Asheville								
Lead	ND	ug/L	5.0	4.5	1	02/02/22 12:54	02/03/22 18:08	7439-92-1	
6200B MSV	Analytical Method: SM 6200B Pace Analytical Services - Charlotte								
Benzene	ND	ug/L	0.50	0.34	1		02/03/22 07:04	71-43-2	
Bromobenzene	ND	ug/L	0.50	0.29	1		02/03/22 07:04	108-86-1	
Bromochloromethane	ND	ug/L	0.50	0.47	1		02/03/22 07:04	74-97-5	
Bromodichloromethane	ND	ug/L	0.50	0.31	1		02/03/22 07:04	75-27-4	
Bromoform	ND	ug/L	0.50	0.34	1		02/03/22 07:04	75-25-2	
Bromomethane	ND	ug/L	5.0	1.7	1		02/03/22 07:04	74-83-9	
n-Butylbenzene	ND	ug/L	0.50	0.49	1		02/03/22 07:04	104-51-8	
sec-Butylbenzene	ND	ug/L	0.50	0.40	1		02/03/22 07:04	135-98-8	
tert-Butylbenzene	ND	ug/L	0.50	0.32	1		02/03/22 07:04	98-06-6	
Carbon tetrachloride	ND	ug/L	0.50	0.33	1		02/03/22 07:04	56-23-5	
Chlorobenzene	ND	ug/L	0.50	0.28	1		02/03/22 07:04	108-90-7	
Chloroethane	ND	ug/L	1.0	0.65	1		02/03/22 07:04	75-00-3	
Chloroform	ND	ug/L	0.50	0.35	1		02/03/22 07:04	67-66-3	
Chloromethane	ND	ug/L	1.0	0.54	1		02/03/22 07:04	74-87-3	
2-Chlorotoluene	ND	ug/L	0.50	0.32	1		02/03/22 07:04	95-49-8	
4-Chlorotoluene	ND	ug/L	0.50	0.32	1		02/03/22 07:04	106-43-4	
1,2-Dibromo-3-chloropropane	ND	ug/L	1.0	0.34	1		02/03/22 07:04	96-12-8	
Dibromochloromethane	ND	ug/L	0.50	0.36	1		02/03/22 07:04	124-48-1	
1,2-Dibromoethane (EDB)	ND	ug/L	0.50	0.27	1		02/03/22 07:04	106-93-4	
Dibromomethane	ND	ug/L	0.50	0.39	1		02/03/22 07:04	74-95-3	
1,2-Dichlorobenzene	ND	ug/L	0.50	0.34	1		02/03/22 07:04	95-50-1	
1,3-Dichlorobenzene	ND	ug/L	0.50	0.34	1		02/03/22 07:04	541-73-1	
1,4-Dichlorobenzene	ND	ug/L	0.50	0.33	1		02/03/22 07:04	106-46-7	
Dichlorodifluoromethane	ND	ug/L	0.50	0.35	1		02/03/22 07:04	75-71-8	
1,1-Dichloroethane	ND	ug/L	0.50	0.37	1		02/03/22 07:04	75-34-3	
1,2-Dichloroethane	ND	ug/L	0.50	0.32	1		02/03/22 07:04	107-06-2	
1,1-Dichloroethene	ND	ug/L	0.50	0.35	1		02/03/22 07:04	75-35-4	
cis-1,2-Dichloroethene	ND	ug/L	0.50	0.38	1		02/03/22 07:04	156-59-2	
trans-1,2-Dichloroethene	ND	ug/L	0.50	0.40	1		02/03/22 07:04	156-60-5	
1,2-Dichloropropane	ND	ug/L	0.50	0.36	1		02/03/22 07:04	78-87-5	
1,3-Dichloropropane	ND	ug/L	0.50	0.28	1		02/03/22 07:04	142-28-9	

REPORT OF LABORATORY ANALYSIS

This report shall not be reproduced, except in full,
without the written consent of Pace Analytical Services, LLC.

Pace Analytical Services, LLC
9800 Kincey Ave. Suite 100
Huntersville, NC 28078
(704)875-9092

ANALYTICAL RESULTS

Project: CPC Huntersville-60674226
Pace Project No.: 92585560

Sample: MW-46 **Lab ID: 92585560007** Collected: 02/01/22 15:50 Received: 02/01/22 17:00 Matrix: Water

Parameters	Results	Units	Report Limit	MDL	DF	Prepared	Analyzed	CAS No.	Qual
6200B MSV	Analytical Method: SM 6200B Pace Analytical Services - Charlotte								
2,2-Dichloropropane	ND	ug/L	0.50	0.39	1		02/03/22 07:04	594-20-7	IL
1,1-Dichloropropene	ND	ug/L	0.50	0.43	1		02/03/22 07:04	563-58-6	
cis-1,3-Dichloropropene	ND	ug/L	0.50	0.36	1		02/03/22 07:04	10061-01-5	
trans-1,3-Dichloropropene	ND	ug/L	0.50	0.36	1		02/03/22 07:04	10061-02-6	
Diisopropyl ether	ND	ug/L	0.50	0.31	1		02/03/22 07:04	108-20-3	
Ethylbenzene	ND	ug/L	0.50	0.30	1		02/03/22 07:04	100-41-4	
Hexachloro-1,3-butadiene	ND	ug/L	2.0	1.5	1		02/03/22 07:04	87-68-3	
Isopropylbenzene (Cumene)	ND	ug/L	0.50	0.33	1		02/03/22 07:04	98-82-8	
Methylene Chloride	ND	ug/L	2.0	2.0	1		02/03/22 07:04	75-09-2	
Methyl-tert-butyl ether	ND	ug/L	0.50	0.42	1		02/03/22 07:04	1634-04-4	
Naphthalene	ND	ug/L	2.0	0.64	1		02/03/22 07:04	91-20-3	
n-Propylbenzene	ND	ug/L	0.50	0.34	1		02/03/22 07:04	103-65-1	
Styrene	ND	ug/L	0.50	0.29	1		02/03/22 07:04	100-42-5	
1,1,1,2-Tetrachloroethane	ND	ug/L	0.50	0.31	1		02/03/22 07:04	630-20-6	
1,1,2,2-Tetrachloroethane	ND	ug/L	0.50	0.22	1		02/03/22 07:04	79-34-5	
Tetrachloroethene	ND	ug/L	0.50	0.29	1		02/03/22 07:04	127-18-4	
Toluene	**0.52**	ug/L	0.50	0.48	1		02/03/22 07:04	108-88-3	
1,2,3-Trichlorobenzene	ND	ug/L	2.0	0.81	1		02/03/22 07:04	87-61-6	
1,2,4-Trichlorobenzene	ND	ug/L	2.0	0.64	1		02/03/22 07:04	120-82-1	
1,1,1-Trichloroethane	ND	ug/L	0.50	0.33	1		02/03/22 07:04	71-55-6	
1,1,2-Trichloroethane	ND	ug/L	0.50	0.32	1		02/03/22 07:04	79-00-5	
Trichloroethene	ND	ug/L	0.50	0.38	1		02/03/22 07:04	79-01-6	
Trichlorofluoromethane	ND	ug/L	1.0	0.30	1		02/03/22 07:04	75-69-4	
1,2,3-Trichloropropane	ND	ug/L	0.50	0.26	1		02/03/22 07:04	96-18-4	
1,2,4-Trimethylbenzene	ND	ug/L	0.50	0.50	1		02/03/22 07:04	95-63-6	
1,3,5-Trimethylbenzene	**0.61**	ug/L	0.50	0.33	1		02/03/22 07:04	108-67-8	
Vinyl chloride	ND	ug/L	1.0	0.39	1		02/03/22 07:04	75-01-4	
m&p-Xylene	**1.2**	ug/L	1.0	0.71	1		02/03/22 07:04	179601-23-1	
o-Xylene	**3.4**	ug/L	0.50	0.34	1		02/03/22 07:04	95-47-6	
Surrogates									
1,2-Dichloroethane-d4 (S)	96	%	70-130		1		02/03/22 07:04	17060-07-0	
4-Bromofluorobenzene (S)	99	%	70-130		1		02/03/22 07:04	460-00-4	
Toluene-d8 (S)	98	%	70-130		1		02/03/22 07:04	2037-26-5	

REPORT OF LABORATORY ANALYSIS

This report shall not be reproduced, except in full,
without the written consent of Pace Analytical Services, LLC.

Pace Analytical Services, LLC
9800 Kincey Ave. Suite 100
Huntersville, NC 28078
(704)875-9092

ANALYTICAL RESULTS

Project: CPC Huntersville-60674226
Pace Project No.: 92585560

Sample: MW-08 **Lab ID: 92585560008** Collected: 02/01/22 15:35 Received: 02/01/22 17:00 Matrix: Water

Parameters	Results	Units	Report Limit	MDL	DF	Prepared	Analyzed	CAS No.	Qual
VPH NC Water	Analytical Method: MADEP VPH Pace Analytical Services - Charlotte								
Total VPH (C5-C12)	ND	ug/L	50.0	50.0	1		02/02/22 20:35		N2
Aliphatic (C05-C08)	ND	ug/L	50.0	50.0	1		02/02/22 20:35		N2
Aliphatic(C09-C12) Adjusted	ND	ug/L	50.0	50.0	1		02/02/22 20:35		N2
Aromatic (C09-C10)	ND	ug/L	50.0	50.0	1		02/02/22 20:35		N2
Surrogates									
4-Bromofluorobenzene (FID) (S)	98	%	70-130		1		02/02/22 20:35	460-00-4	
4-Bromofluorobenzene (PID) (S)	96	%	70-130		1		02/02/22 20:35	460-00-4	
6010 MET ICP	Analytical Method: EPA 6010D Preparation Method: EPA 3010A Pace Analytical Services - Asheville								
Lead	ND	ug/L	5.0	4.5	1	02/02/22 12:54	02/03/22 18:12	7439-92-1	
6200B MSV	Analytical Method: SM 6200B Pace Analytical Services - Charlotte								
Benzene	ND	ug/L	0.50	0.34	1		02/03/22 07:23	71-43-2	
Bromobenzene	ND	ug/L	0.50	0.29	1		02/03/22 07:23	108-86-1	
Bromochloromethane	ND	ug/L	0.50	0.47	1		02/03/22 07:23	74-97-5	
Bromodichloromethane	ND	ug/L	0.50	0.31	1		02/03/22 07:23	75-27-4	
Bromoform	ND	ug/L	0.50	0.34	1		02/03/22 07:23	75-25-2	
Bromomethane	ND	ug/L	5.0	1.7	1		02/03/22 07:23	74-83-9	
n-Butylbenzene	ND	ug/L	0.50	0.49	1		02/03/22 07:23	104-51-8	
sec-Butylbenzene	ND	ug/L	0.50	0.40	1		02/03/22 07:23	135-98-8	
tert-Butylbenzene	ND	ug/L	0.50	0.32	1		02/03/22 07:23	98-06-6	
Carbon tetrachloride	ND	ug/L	0.50	0.33	1		02/03/22 07:23	56-23-5	
Chlorobenzene	ND	ug/L	0.50	0.28	1		02/03/22 07:23	108-90-7	
Chloroethane	ND	ug/L	1.0	0.65	1		02/03/22 07:23	75-00-3	
Chloroform	ND	ug/L	0.50	0.35	1		02/03/22 07:23	67-66-3	
Chloromethane	ND	ug/L	1.0	0.54	1		02/03/22 07:23	74-87-3	
2-Chlorotoluene	ND	ug/L	0.50	0.32	1		02/03/22 07:23	95-49-8	
4-Chlorotoluene	ND	ug/L	0.50	0.32	1		02/03/22 07:23	106-43-4	
1,2-Dibromo-3-chloropropane	ND	ug/L	1.0	0.34	1		02/03/22 07:23	96-12-8	
Dibromochloromethane	ND	ug/L	0.50	0.36	1		02/03/22 07:23	124-48-1	
1,2-Dibromoethane (EDB)	ND	ug/L	0.50	0.27	1		02/03/22 07:23	106-93-4	
Dibromomethane	ND	ug/L	0.50	0.39	1		02/03/22 07:23	74-95-3	
1,2-Dichlorobenzene	ND	ug/L	0.50	0.34	1		02/03/22 07:23	95-50-1	
1,3-Dichlorobenzene	ND	ug/L	0.50	0.34	1		02/03/22 07:23	541-73-1	
1,4-Dichlorobenzene	ND	ug/L	0.50	0.33	1		02/03/22 07:23	106-46-7	
Dichlorodifluoromethane	ND	ug/L	0.50	0.35	1		02/03/22 07:23	75-71-8	
1,1-Dichloroethane	ND	ug/L	0.50	0.37	1		02/03/22 07:23	75-34-3	
1,2-Dichloroethane	ND	ug/L	0.50	0.32	1		02/03/22 07:23	107-06-2	
1,1-Dichloroethene	ND	ug/L	0.50	0.35	1		02/03/22 07:23	75-35-4	
cis-1,2-Dichloroethene	ND	ug/L	0.50	0.38	1		02/03/22 07:23	156-59-2	
trans-1,2-Dichloroethene	ND	ug/L	0.50	0.40	1		02/03/22 07:23	156-60-5	
1,2-Dichloropropane	ND	ug/L	0.50	0.36	1		02/03/22 07:23	78-87-5	
1,3-Dichloropropane	ND	ug/L	0.50	0.28	1		02/03/22 07:23	142-28-9	

REPORT OF LABORATORY ANALYSIS

This report shall not be reproduced, except in full,
without the written consent of Pace Analytical Services, LLC.

Pace Analytical Services, LLC
9800 Kincey Ave. Suite 100
Huntersville, NC 28078
(704)875-9092

ANALYTICAL RESULTS

Project: CPC Huntersville-60674226
Pace Project No.: 92585560

Sample: MW-08 **Lab ID: 92585560008** Collected: 02/01/22 15:35 Received: 02/01/22 17:00 Matrix: Water

Parameters	Results	Units	Report Limit	MDL	DF	Prepared	Analyzed	CAS No.	Qual
6200B MSV	Analytical Method: SM 6200B Pace Analytical Services - Charlotte								
2,2-Dichloropropane	ND	ug/L	0.50	0.39	1		02/03/22 07:23	594-20-7	IL
1,1-Dichloropropene	ND	ug/L	0.50	0.43	1		02/03/22 07:23	563-58-6	
cis-1,3-Dichloropropene	ND	ug/L	0.50	0.36	1		02/03/22 07:23	10061-01-5	
trans-1,3-Dichloropropene	ND	ug/L	0.50	0.36	1		02/03/22 07:23	10061-02-6	
Diisopropyl ether	ND	ug/L	0.50	0.31	1		02/03/22 07:23	108-20-3	
Ethylbenzene	ND	ug/L	0.50	0.30	1		02/03/22 07:23	100-41-4	
Hexachloro-1,3-butadiene	ND	ug/L	2.0	1.5	1		02/03/22 07:23	87-68-3	
Isopropylbenzene (Cumene)	ND	ug/L	0.50	0.33	1		02/03/22 07:23	98-82-8	
Methylene Chloride	ND	ug/L	2.0	2.0	1		02/03/22 07:23	75-09-2	
Methyl-tert-butyl ether	ND	ug/L	0.50	0.42	1		02/03/22 07:23	1634-04-4	
Naphthalene	ND	ug/L	2.0	0.64	1		02/03/22 07:23	91-20-3	
n-Propylbenzene	ND	ug/L	0.50	0.34	1		02/03/22 07:23	103-65-1	
Styrene	ND	ug/L	0.50	0.29	1		02/03/22 07:23	100-42-5	
1,1,1,2-Tetrachloroethane	ND	ug/L	0.50	0.31	1		02/03/22 07:23	630-20-6	
1,1,2,2-Tetrachloroethane	ND	ug/L	0.50	0.22	1		02/03/22 07:23	79-34-5	
Tetrachloroethene	ND	ug/L	0.50	0.29	1		02/03/22 07:23	127-18-4	
Toluene	ND	ug/L	0.50	0.48	1		02/03/22 07:23	108-88-3	
1,2,3-Trichlorobenzene	ND	ug/L	2.0	0.81	1		02/03/22 07:23	87-61-6	
1,2,4-Trichlorobenzene	ND	ug/L	2.0	0.64	1		02/03/22 07:23	120-82-1	
1,1,1-Trichloroethane	ND	ug/L	0.50	0.33	1		02/03/22 07:23	71-55-6	
1,1,2-Trichloroethane	ND	ug/L	0.50	0.32	1		02/03/22 07:23	79-00-5	
Trichloroethene	ND	ug/L	0.50	0.38	1		02/03/22 07:23	79-01-6	
Trichlorofluoromethane	ND	ug/L	1.0	0.30	1		02/03/22 07:23	75-69-4	
1,2,3-Trichloropropane	ND	ug/L	0.50	0.26	1		02/03/22 07:23	96-18-4	
1,2,4-Trimethylbenzene	ND	ug/L	0.50	0.50	1		02/03/22 07:23	95-63-6	
1,3,5-Trimethylbenzene	ND	ug/L	0.50	0.33	1		02/03/22 07:23	108-67-8	
Vinyl chloride	ND	ug/L	1.0	0.39	1		02/03/22 07:23	75-01-4	
m&p-Xylene	ND	ug/L	1.0	0.71	1		02/03/22 07:23	179601-23-1	
o-Xylene	ND	ug/L	0.50	0.34	1		02/03/22 07:23	95-47-6	
Surrogates									
1,2-Dichloroethane-d4 (S)	96	%	70-130		1		02/03/22 07:23	17060-07-0	
4-Bromofluorobenzene (S)	97	%	70-130		1		02/03/22 07:23	460-00-4	
Toluene-d8 (S)	97	%	70-130		1		02/03/22 07:23	2037-26-5	

REPORT OF LABORATORY ANALYSIS

This report shall not be reproduced, except in full,
without the written consent of Pace Analytical Services, LLC.

Pace Analytical Services, LLC
9800 Kincey Ave. Suite 100
Huntersville, NC 28078
(704)875-9092

ANALYTICAL RESULTS

Project: CPC Huntersville-60674226
Pace Project No.: 92585560

Sample: EB-2-20220201 **Lab ID: 92585560009** Collected: 02/01/22 16:00 Received: 02/01/22 17:00 Matrix: Water

Parameters	Results	Units	Report Limit	MDL	DF	Prepared	Analyzed	CAS No.	Qual
VPH NC Water	Analytical Method: MADEP VPH Pace Analytical Services - Charlotte								
Total VPH (C5-C12)	ND	ug/L	50.0	50.0	1		02/02/22 21:04		N2
Aliphatic (C05-C08)	ND	ug/L	50.0	50.0	1		02/02/22 21:04		N2
Aliphatic(C09-C12) Adjusted	ND	ug/L	50.0	50.0	1		02/02/22 21:04		N2
Aromatic (C09-C10)	ND	ug/L	50.0	50.0	1		02/02/22 21:04		N2
Surrogates									
4-Bromofluorobenzene (FID) (S)	95	%	70-130		1		02/02/22 21:04	460-00-4	
4-Bromofluorobenzene (PID) (S)	94	%	70-130		1		02/02/22 21:04	460-00-4	
6010 MET ICP	Analytical Method: EPA 6010D Preparation Method: EPA 3010A Pace Analytical Services - Asheville								
Lead	ND	ug/L	5.0	4.5	1	02/02/22 12:54	02/03/22 18:15	7439-92-1	
6200B MSV	Analytical Method: SM 6200B Pace Analytical Services - Charlotte								
Benzene	ND	ug/L	0.50	0.34	1		02/03/22 03:24	71-43-2	
Bromobenzene	ND	ug/L	0.50	0.29	1		02/03/22 03:24	108-86-1	
Bromochloromethane	ND	ug/L	0.50	0.47	1		02/03/22 03:24	74-97-5	
Bromodichloromethane	ND	ug/L	0.50	0.31	1		02/03/22 03:24	75-27-4	
Bromoform	ND	ug/L	0.50	0.34	1		02/03/22 03:24	75-25-2	
Bromomethane	ND	ug/L	5.0	1.7	1		02/03/22 03:24	74-83-9	
n-Butylbenzene	ND	ug/L	0.50	0.49	1		02/03/22 03:24	104-51-8	
sec-Butylbenzene	ND	ug/L	0.50	0.40	1		02/03/22 03:24	135-98-8	
tert-Butylbenzene	ND	ug/L	0.50	0.32	1		02/03/22 03:24	98-06-6	
Carbon tetrachloride	ND	ug/L	0.50	0.33	1		02/03/22 03:24	56-23-5	
Chlorobenzene	ND	ug/L	0.50	0.28	1		02/03/22 03:24	108-90-7	
Chloroethane	ND	ug/L	1.0	0.65	1		02/03/22 03:24	75-00-3	
Chloroform	ND	ug/L	0.50	0.35	1		02/03/22 03:24	67-66-3	
Chloromethane	ND	ug/L	1.0	0.54	1		02/03/22 03:24	74-87-3	
2-Chlorotoluene	ND	ug/L	0.50	0.32	1		02/03/22 03:24	95-49-8	
4-Chlorotoluene	ND	ug/L	0.50	0.32	1		02/03/22 03:24	106-43-4	
1,2-Dibromo-3-chloropropane	ND	ug/L	1.0	0.34	1		02/03/22 03:24	96-12-8	
Dibromochloromethane	ND	ug/L	0.50	0.36	1		02/03/22 03:24	124-48-1	
1,2-Dibromoethane (EDB)	ND	ug/L	0.50	0.27	1		02/03/22 03:24	106-93-4	
Dibromomethane	ND	ug/L	0.50	0.39	1		02/03/22 03:24	74-95-3	
1,2-Dichlorobenzene	ND	ug/L	0.50	0.34	1		02/03/22 03:24	95-50-1	
1,3-Dichlorobenzene	ND	ug/L	0.50	0.34	1		02/03/22 03:24	541-73-1	
1,4-Dichlorobenzene	ND	ug/L	0.50	0.33	1		02/03/22 03:24	106-46-7	
Dichlorodifluoromethane	ND	ug/L	0.50	0.35	1		02/03/22 03:24	75-71-8	
1,1-Dichloroethane	ND	ug/L	0.50	0.37	1		02/03/22 03:24	75-34-3	
1,2-Dichloroethane	ND	ug/L	0.50	0.32	1		02/03/22 03:24	107-06-2	
1,1-Dichloroethene	ND	ug/L	0.50	0.35	1		02/03/22 03:24	75-35-4	
cis-1,2-Dichloroethene	ND	ug/L	0.50	0.38	1		02/03/22 03:24	156-59-2	
trans-1,2-Dichloroethene	ND	ug/L	0.50	0.40	1		02/03/22 03:24	156-60-5	
1,2-Dichloropropane	ND	ug/L	0.50	0.36	1		02/03/22 03:24	78-87-5	
1,3-Dichloropropane	ND	ug/L	0.50	0.28	1		02/03/22 03:24	142-28-9	

REPORT OF LABORATORY ANALYSIS

This report shall not be reproduced, except in full,
without the written consent of Pace Analytical Services, LLC.

Pace Analytical Services, LLC
9800 Kincey Ave. Suite 100
Huntersville, NC 28078
(704)875-9092

ANALYTICAL RESULTS

Project: CPC Huntersville-60674226
Pace Project No.: 92585560

Sample: EB-2-20220201 **Lab ID: 92585560009** Collected: 02/01/22 16:00 Received: 02/01/22 17:00 Matrix: Water

Parameters	Results	Units	Report Limit	MDL	DF	Prepared	Analyzed	CAS No.	Qual
6200B MSV	Analytical Method: SM 6200B Pace Analytical Services - Charlotte								
2,2-Dichloropropane	ND	ug/L	0.50	0.39	1		02/03/22 03:24	594-20-7	IL
1,1-Dichloropropene	ND	ug/L	0.50	0.43	1		02/03/22 03:24	563-58-6	
cis-1,3-Dichloropropene	ND	ug/L	0.50	0.36	1		02/03/22 03:24	10061-01-5	
trans-1,3-Dichloropropene	ND	ug/L	0.50	0.36	1		02/03/22 03:24	10061-02-6	
Diisopropyl ether	ND	ug/L	0.50	0.31	1		02/03/22 03:24	108-20-3	
Ethylbenzene	ND	ug/L	0.50	0.30	1		02/03/22 03:24	100-41-4	
Hexachloro-1,3-butadiene	ND	ug/L	2.0	1.5	1		02/03/22 03:24	87-68-3	
Isopropylbenzene (Cumene)	ND	ug/L	0.50	0.33	1		02/03/22 03:24	98-82-8	
Methylene Chloride	ND	ug/L	2.0	2.0	1		02/03/22 03:24	75-09-2	
Methyl-tert-butyl ether	ND	ug/L	0.50	0.42	1		02/03/22 03:24	1634-04-4	
Naphthalene	ND	ug/L	2.0	0.64	1		02/03/22 03:24	91-20-3	
n-Propylbenzene	ND	ug/L	0.50	0.34	1		02/03/22 03:24	103-65-1	
Styrene	ND	ug/L	0.50	0.29	1		02/03/22 03:24	100-42-5	
1,1,1,2-Tetrachloroethane	ND	ug/L	0.50	0.31	1		02/03/22 03:24	630-20-6	
1,1,2,2-Tetrachloroethane	ND	ug/L	0.50	0.22	1		02/03/22 03:24	79-34-5	
Tetrachloroethene	ND	ug/L	0.50	0.29	1		02/03/22 03:24	127-18-4	
Toluene	ND	ug/L	0.50	0.48	1		02/03/22 03:24	108-88-3	
1,2,3-Trichlorobenzene	ND	ug/L	2.0	0.81	1		02/03/22 03:24	87-61-6	
1,2,4-Trichlorobenzene	ND	ug/L	2.0	0.64	1		02/03/22 03:24	120-82-1	
1,1,1-Trichloroethane	ND	ug/L	0.50	0.33	1		02/03/22 03:24	71-55-6	
1,1,2-Trichloroethane	ND	ug/L	0.50	0.32	1		02/03/22 03:24	79-00-5	
Trichloroethene	ND	ug/L	0.50	0.38	1		02/03/22 03:24	79-01-6	
Trichlorofluoromethane	ND	ug/L	1.0	0.30	1		02/03/22 03:24	75-69-4	
1,2,3-Trichloropropane	ND	ug/L	0.50	0.26	1		02/03/22 03:24	96-18-4	
1,2,4-Trimethylbenzene	ND	ug/L	0.50	0.50	1		02/03/22 03:24	95-63-6	
1,3,5-Trimethylbenzene	ND	ug/L	0.50	0.33	1		02/03/22 03:24	108-67-8	
Vinyl chloride	ND	ug/L	1.0	0.39	1		02/03/22 03:24	75-01-4	
m&p-Xylene	ND	ug/L	1.0	0.71	1		02/03/22 03:24	179601-23-1	
o-Xylene	ND	ug/L	0.50	0.34	1		02/03/22 03:24	95-47-6	
Surrogates									
1,2-Dichloroethane-d4 (S)	95	%	70-130		1		02/03/22 03:24	17060-07-0	
4-Bromofluorobenzene (S)	98	%	70-130		1		02/03/22 03:24	460-00-4	
Toluene-d8 (S)	97	%	70-130		1		02/03/22 03:24	2037-26-5	

REPORT OF LABORATORY ANALYSIS

This report shall not be reproduced, except in full,
without the written consent of Pace Analytical Services, LLC.

Pace Analytical Services, LLC
9800 Kincey Ave. Suite 100
Huntersville, NC 28078
(704)875-9092

ANALYTICAL RESULTS

Project: CPC Huntersville-60674226
Pace Project No.: 92585560

Sample: DUP-2-20220201 **Lab ID: 92585560010** Collected: 02/01/22 00:00 Received: 02/01/22 17:00 Matrix: Water

Parameters	Results	Units	Report Limit	MDL	DF	Prepared	Analyzed	CAS No.	Qual
VPH NC Water	Analytical Method: MADEP VPH Pace Analytical Services - Charlotte								
Total VPH (C5-C12)	ND	ug/L	50.0	50.0	1		02/02/22 21:33		N2
Aliphatic (C05-C08)	ND	ug/L	50.0	50.0	1		02/02/22 21:33		N2
Aliphatic(C09-C12) Adjusted	ND	ug/L	50.0	50.0	1		02/02/22 21:33		N2
Aromatic (C09-C10)	ND	ug/L	50.0	50.0	1		02/02/22 21:33		N2
Surrogates									
4-Bromofluorobenzene (FID) (S)	95	%	70-130		1		02/02/22 21:33	460-00-4	
4-Bromofluorobenzene (PID) (S)	94	%	70-130		1		02/02/22 21:33	460-00-4	
6010 MET ICP	Analytical Method: EPA 6010D Preparation Method: EPA 3010A Pace Analytical Services - Asheville								
Lead	ND	ug/L	5.0	4.5	1	02/02/22 12:54	02/03/22 18:19	7439-92-1	
6200B MSV	Analytical Method: SM 6200B Pace Analytical Services - Charlotte								
Benzene	ND	ug/L	0.50	0.34	1		02/03/22 02:06	71-43-2	
Bromobenzene	ND	ug/L	0.50	0.29	1		02/03/22 02:06	108-86-1	
Bromochloromethane	ND	ug/L	0.50	0.47	1		02/03/22 02:06	74-97-5	
Bromodichloromethane	ND	ug/L	0.50	0.31	1		02/03/22 02:06	75-27-4	
Bromoform	ND	ug/L	0.50	0.34	1		02/03/22 02:06	75-25-2	
Bromomethane	ND	ug/L	5.0	1.7	1		02/03/22 02:06	74-83-9	IH
n-Butylbenzene	ND	ug/L	0.50	0.49	1		02/03/22 02:06	104-51-8	
sec-Butylbenzene	ND	ug/L	0.50	0.40	1		02/03/22 02:06	135-98-8	
tert-Butylbenzene	ND	ug/L	0.50	0.32	1		02/03/22 02:06	98-06-6	
Carbon tetrachloride	ND	ug/L	0.50	0.33	1		02/03/22 02:06	56-23-5	
Chlorobenzene	ND	ug/L	0.50	0.28	1		02/03/22 02:06	108-90-7	
Chloroethane	ND	ug/L	1.0	0.65	1		02/03/22 02:06	75-00-3	
Chloroform	ND	ug/L	0.50	0.35	1		02/03/22 02:06	67-66-3	
Chloromethane	ND	ug/L	1.0	0.54	1		02/03/22 02:06	74-87-3	
2-Chlorotoluene	ND	ug/L	0.50	0.32	1		02/03/22 02:06	95-49-8	
4-Chlorotoluene	ND	ug/L	0.50	0.32	1		02/03/22 02:06	106-43-4	
1,2-Dibromo-3-chloropropane	ND	ug/L	1.0	0.34	1		02/03/22 02:06	96-12-8	
Dibromochloromethane	ND	ug/L	0.50	0.36	1		02/03/22 02:06	124-48-1	
1,2-Dibromoethane (EDB)	ND	ug/L	0.50	0.27	1		02/03/22 02:06	106-93-4	
Dibromomethane	ND	ug/L	0.50	0.39	1		02/03/22 02:06	74-95-3	
1,2-Dichlorobenzene	ND	ug/L	0.50	0.34	1		02/03/22 02:06	95-50-1	
1,3-Dichlorobenzene	ND	ug/L	0.50	0.34	1		02/03/22 02:06	541-73-1	
1,4-Dichlorobenzene	ND	ug/L	0.50	0.33	1		02/03/22 02:06	106-46-7	
Dichlorodifluoromethane	ND	ug/L	0.50	0.35	1		02/03/22 02:06	75-71-8	L1
1,1-Dichloroethane	ND	ug/L	0.50	0.37	1		02/03/22 02:06	75-34-3	
1,2-Dichloroethane	ND	ug/L	0.50	0.32	1		02/03/22 02:06	107-06-2	
1,1-Dichloroethene	ND	ug/L	0.50	0.35	1		02/03/22 02:06	75-35-4	
cis-1,2-Dichloroethene	ND	ug/L	0.50	0.38	1		02/03/22 02:06	156-59-2	
trans-1,2-Dichloroethene	ND	ug/L	0.50	0.40	1		02/03/22 02:06	156-60-5	
1,2-Dichloropropane	ND	ug/L	0.50	0.36	1		02/03/22 02:06	78-87-5	
1,3-Dichloropropane	ND	ug/L	0.50	0.28	1		02/03/22 02:06	142-28-9	

REPORT OF LABORATORY ANALYSIS

This report shall not be reproduced, except in full,
without the written consent of Pace Analytical Services, LLC.

Pace Analytical Services, LLC
9800 Kincey Ave. Suite 100
Huntersville, NC 28078
(704)875-9092

ANALYTICAL RESULTS

Project: CPC Huntersville-60674226
Pace Project No.: 92585560

Sample: DUP-2-20220201 **Lab ID: 92585560010** Collected: 02/01/22 00:00 Received: 02/01/22 17:00 Matrix: Water

Parameters	Results	Units	Report Limit	MDL	DF	Prepared	Analyzed	CAS No.	Qual
6200B MSV	Analytical Method: SM 6200B Pace Analytical Services - Charlotte								
2,2-Dichloropropane	ND	ug/L	0.50	0.39	1		02/03/22 02:06	594-20-7	
1,1-Dichloropropene	ND	ug/L	0.50	0.43	1		02/03/22 02:06	563-58-6	
cis-1,3-Dichloropropene	ND	ug/L	0.50	0.36	1		02/03/22 02:06	10061-01-5	
trans-1,3-Dichloropropene	ND	ug/L	0.50	0.36	1		02/03/22 02:06	10061-02-6	
Diisopropyl ether	ND	ug/L	0.50	0.31	1		02/03/22 02:06	108-20-3	
Ethylbenzene	ND	ug/L	0.50	0.30	1		02/03/22 02:06	100-41-4	
Hexachloro-1,3-butadiene	ND	ug/L	2.0	1.5	1		02/03/22 02:06	87-68-3	
Isopropylbenzene (Cumene)	ND	ug/L	0.50	0.33	1		02/03/22 02:06	98-82-8	
Methylene Chloride	ND	ug/L	2.0	2.0	1		02/03/22 02:06	75-09-2	
Methyl-tert-butyl ether	ND	ug/L	0.50	0.42	1		02/03/22 02:06	1634-04-4	
Naphthalene	ND	ug/L	2.0	0.64	1		02/03/22 02:06	91-20-3	
n-Propylbenzene	ND	ug/L	0.50	0.34	1		02/03/22 02:06	103-65-1	
Styrene	ND	ug/L	0.50	0.29	1		02/03/22 02:06	100-42-5	
1,1,1,2-Tetrachloroethane	ND	ug/L	0.50	0.31	1		02/03/22 02:06	630-20-6	
1,1,2,2-Tetrachloroethane	ND	ug/L	0.50	0.22	1		02/03/22 02:06	79-34-5	
Tetrachloroethene	ND	ug/L	0.50	0.29	1		02/03/22 02:06	127-18-4	
Toluene	ND	ug/L	0.50	0.48	1		02/03/22 02:06	108-88-3	
1,2,3-Trichlorobenzene	ND	ug/L	2.0	0.81	1		02/03/22 02:06	87-61-6	
1,2,4-Trichlorobenzene	ND	ug/L	2.0	0.64	1		02/03/22 02:06	120-82-1	
1,1,1-Trichloroethane	ND	ug/L	0.50	0.33	1		02/03/22 02:06	71-55-6	
1,1,2-Trichloroethane	ND	ug/L	0.50	0.32	1		02/03/22 02:06	79-00-5	
Trichloroethene	ND	ug/L	0.50	0.38	1		02/03/22 02:06	79-01-6	
Trichlorofluoromethane	ND	ug/L	1.0	0.30	1		02/03/22 02:06	75-69-4	
1,2,3-Trichloropropane	ND	ug/L	0.50	0.26	1		02/03/22 02:06	96-18-4	
1,2,4-Trimethylbenzene	ND	ug/L	0.50	0.50	1		02/03/22 02:06	95-63-6	
1,3,5-Trimethylbenzene	ND	ug/L	0.50	0.33	1		02/03/22 02:06	108-67-8	
Vinyl chloride	ND	ug/L	1.0	0.39	1		02/03/22 02:06	75-01-4	
m&p-Xylene	ND	ug/L	1.0	0.71	1		02/03/22 02:06	179601-23-1	
o-Xylene	ND	ug/L	0.50	0.34	1		02/03/22 02:06	95-47-6	
Surrogates									
1,2-Dichloroethane-d4 (S)	101	%	70-130		1		02/03/22 02:06	17060-07-0	
4-Bromofluorobenzene (S)	96	%	70-130		1		02/03/22 02:06	460-00-4	
Toluene-d8 (S)	98	%	70-130		1		02/03/22 02:06	2037-26-5	

REPORT OF LABORATORY ANALYSIS

This report shall not be reproduced, except in full,
without the written consent of Pace Analytical Services, LLC.

Pace Analytical Services, LLC
9800 Kincey Ave. Suite 100
Huntersville, NC 28078
(704)875-9092

ANALYTICAL RESULTS

Project: CPC Huntersville-60674226
Pace Project No.: 92585560

Sample: FB-1-20220201 **Lab ID: 92585560011** Collected: 02/01/22 15:40 Received: 02/01/22 17:00 Matrix: Water

Parameters	Results	Units	Report Limit	MDL	DF	Prepared	Analyzed	CAS No.	Qual
VPH NC Water	Analytical Method: MADEP VPH Pace Analytical Services - Charlotte								
Total VPH (C5-C12)	ND	ug/L	50.0	50.0	1		02/02/22 22:01		N2
Aliphatic (C05-C08)	ND	ug/L	50.0	50.0	1		02/02/22 22:01		N2
Aliphatic(C09-C12) Adjusted	ND	ug/L	50.0	50.0	1		02/02/22 22:01		N2
Aromatic (C09-C10)	ND	ug/L	50.0	50.0	1		02/02/22 22:01		N2
Surrogates									
4-Bromofluorobenzene (FID) (S)	98	%	70-130		1		02/02/22 22:01	460-00-4	
4-Bromofluorobenzene (PID) (S)	97	%	70-130		1		02/02/22 22:01	460-00-4	
6200B MSV	Analytical Method: SM 6200B Pace Analytical Services - Charlotte								
Benzene	ND	ug/L	0.50	0.34	1		02/03/22 03:42	71-43-2	
Bromobenzene	ND	ug/L	0.50	0.29	1		02/03/22 03:42	108-86-1	
Bromochloromethane	ND	ug/L	0.50	0.47	1		02/03/22 03:42	74-97-5	
Bromodichloromethane	ND	ug/L	0.50	0.31	1		02/03/22 03:42	75-27-4	
Bromoform	ND	ug/L	0.50	0.34	1		02/03/22 03:42	75-25-2	
Bromomethane	ND	ug/L	5.0	1.7	1		02/03/22 03:42	74-83-9	
n-Butylbenzene	ND	ug/L	0.50	0.49	1		02/03/22 03:42	104-51-8	
sec-Butylbenzene	ND	ug/L	0.50	0.40	1		02/03/22 03:42	135-98-8	
tert-Butylbenzene	ND	ug/L	0.50	0.32	1		02/03/22 03:42	98-06-6	
Carbon tetrachloride	ND	ug/L	0.50	0.33	1		02/03/22 03:42	56-23-5	
Chlorobenzene	ND	ug/L	0.50	0.28	1		02/03/22 03:42	108-90-7	
Chloroethane	ND	ug/L	1.0	0.65	1		02/03/22 03:42	75-00-3	
Chloroform	ND	ug/L	0.50	0.35	1		02/03/22 03:42	67-66-3	
Chloromethane	ND	ug/L	1.0	0.54	1		02/03/22 03:42	74-87-3	
2-Chlorotoluene	ND	ug/L	0.50	0.32	1		02/03/22 03:42	95-49-8	
4-Chlorotoluene	ND	ug/L	0.50	0.32	1		02/03/22 03:42	106-43-4	
1,2-Dibromo-3-chloropropane	ND	ug/L	1.0	0.34	1		02/03/22 03:42	96-12-8	
Dibromochloromethane	ND	ug/L	0.50	0.36	1		02/03/22 03:42	124-48-1	
1,2-Dibromoethane (EDB)	ND	ug/L	0.50	0.27	1		02/03/22 03:42	106-93-4	
Dibromomethane	ND	ug/L	0.50	0.39	1		02/03/22 03:42	74-95-3	
1,2-Dichlorobenzene	ND	ug/L	0.50	0.34	1		02/03/22 03:42	95-50-1	
1,3-Dichlorobenzene	ND	ug/L	0.50	0.34	1		02/03/22 03:42	541-73-1	
1,4-Dichlorobenzene	ND	ug/L	0.50	0.33	1		02/03/22 03:42	106-46-7	
Dichlorodifluoromethane	ND	ug/L	0.50	0.35	1		02/03/22 03:42	75-71-8	
1,1-Dichloroethane	ND	ug/L	0.50	0.37	1		02/03/22 03:42	75-34-3	
1,2-Dichloroethane	ND	ug/L	0.50	0.32	1		02/03/22 03:42	107-06-2	
1,1-Dichloroethene	ND	ug/L	0.50	0.35	1		02/03/22 03:42	75-35-4	
cis-1,2-Dichloroethene	ND	ug/L	0.50	0.38	1		02/03/22 03:42	156-59-2	
trans-1,2-Dichloroethene	ND	ug/L	0.50	0.40	1		02/03/22 03:42	156-60-5	
1,2-Dichloropropane	ND	ug/L	0.50	0.36	1		02/03/22 03:42	78-87-5	
1,3-Dichloropropane	ND	ug/L	0.50	0.28	1		02/03/22 03:42	142-28-9	
2,2-Dichloropropane	ND	ug/L	0.50	0.39	1		02/03/22 03:42	594-20-7	IL
1,1-Dichloropropene	ND	ug/L	0.50	0.43	1		02/03/22 03:42	563-58-6	
cis-1,3-Dichloropropene	ND	ug/L	0.50	0.36	1		02/03/22 03:42	10061-01-5	
trans-1,3-Dichloropropene	ND	ug/L	0.50	0.36	1		02/03/22 03:42	10061-02-6	

REPORT OF LABORATORY ANALYSIS

This report shall not be reproduced, except in full,
without the written consent of Pace Analytical Services, LLC.

Pace Analytical Services, LLC
9800 Kincey Ave. Suite 100
Huntersville, NC 28078
(704)875-9092

ANALYTICAL RESULTS

Project: CPC Huntersville-60674226
Pace Project No.: 92585560

Sample: FB-1-20220201 **Lab ID: 92585560011** Collected: 02/01/22 15:40 Received: 02/01/22 17:00 Matrix: Water

Parameters	Results	Units	Report Limit	MDL	DF	Prepared	Analyzed	CAS No.	Qual
6200B MSV	Analytical Method: SM 6200B Pace Analytical Services - Charlotte								
Diisopropyl ether	ND	ug/L	0.50	0.31	1		02/03/22 03:42	108-20-3	
Ethylbenzene	ND	ug/L	0.50	0.30	1		02/03/22 03:42	100-41-4	
Hexachloro-1,3-butadiene	ND	ug/L	2.0	1.5	1		02/03/22 03:42	87-68-3	
Isopropylbenzene (Cumene)	ND	ug/L	0.50	0.33	1		02/03/22 03:42	98-82-8	
Methylene Chloride	ND	ug/L	2.0	2.0	1		02/03/22 03:42	75-09-2	
Methyl-tert-butyl ether	ND	ug/L	0.50	0.42	1		02/03/22 03:42	1634-04-4	
Naphthalene	ND	ug/L	2.0	0.64	1		02/03/22 03:42	91-20-3	
n-Propylbenzene	ND	ug/L	0.50	0.34	1		02/03/22 03:42	103-65-1	
Styrene	ND	ug/L	0.50	0.29	1		02/03/22 03:42	100-42-5	
1,1,1,2-Tetrachloroethane	ND	ug/L	0.50	0.31	1		02/03/22 03:42	630-20-6	
1,1,2,2-Tetrachloroethane	ND	ug/L	0.50	0.22	1		02/03/22 03:42	79-34-5	
Tetrachloroethene	ND	ug/L	0.50	0.29	1		02/03/22 03:42	127-18-4	
Toluene	ND	ug/L	0.50	0.48	1		02/03/22 03:42	108-88-3	
1,2,3-Trichlorobenzene	ND	ug/L	2.0	0.81	1		02/03/22 03:42	87-61-6	
1,2,4-Trichlorobenzene	ND	ug/L	2.0	0.64	1		02/03/22 03:42	120-82-1	
1,1,1-Trichloroethane	ND	ug/L	0.50	0.33	1		02/03/22 03:42	71-55-6	
1,1,2-Trichloroethane	ND	ug/L	0.50	0.32	1		02/03/22 03:42	79-00-5	
Trichloroethene	ND	ug/L	0.50	0.38	1		02/03/22 03:42	79-01-6	
Trichlorofluoromethane	ND	ug/L	1.0	0.30	1		02/03/22 03:42	75-69-4	
1,2,3-Trichloropropane	ND	ug/L	0.50	0.26	1		02/03/22 03:42	96-18-4	
1,2,4-Trimethylbenzene	ND	ug/L	0.50	0.50	1		02/03/22 03:42	95-63-6	
1,3,5-Trimethylbenzene	ND	ug/L	0.50	0.33	1		02/03/22 03:42	108-67-8	
Vinyl chloride	ND	ug/L	1.0	0.39	1		02/03/22 03:42	75-01-4	
m&p-Xylene	ND	ug/L	1.0	0.71	1		02/03/22 03:42	179601-23-1	
o-Xylene	ND	ug/L	0.50	0.34	1		02/03/22 03:42	95-47-6	
Surrogates									
1,2-Dichloroethane-d4 (S)	98	%	70-130		1		02/03/22 03:42	17060-07-0	
4-Bromofluorobenzene (S)	97	%	70-130		1		02/03/22 03:42	460-00-4	
Toluene-d8 (S)	98	%	70-130		1		02/03/22 03:42	2037-26-5	

REPORT OF LABORATORY ANALYSIS

This report shall not be reproduced, except in full,
without the written consent of Pace Analytical Services, LLC.

Pace Analytical Services, LLC
9800 Kincey Ave. Suite 100
Huntersville, NC 28078
(704)875-9092

ANALYTICAL RESULTS

Project: CPC Huntersville-60674226
Pace Project No.: 92585560

Sample: TRIP BLANK **Lab ID: 92585560012** Collected: 02/01/22 00:00 Received: 02/01/22 17:00 Matrix: Water

Parameters	Results	Units	Report Limit	MDL	DF	Prepared	Analyzed	CAS No.	Qual
6200B MSV	Analytical Method: SM 6200B Pace Analytical Services - Charlotte								
Benzene	ND	ug/L	0.50	0.34	1		02/03/22 04:00	71-43-2	
Bromobenzene	ND	ug/L	0.50	0.29	1		02/03/22 04:00	108-86-1	
Bromochloromethane	ND	ug/L	0.50	0.47	1		02/03/22 04:00	74-97-5	
Bromodichloromethane	ND	ug/L	0.50	0.31	1		02/03/22 04:00	75-27-4	
Bromoform	ND	ug/L	0.50	0.34	1		02/03/22 04:00	75-25-2	
Bromomethane	ND	ug/L	5.0	1.7	1		02/03/22 04:00	74-83-9	
n-Butylbenzene	ND	ug/L	0.50	0.49	1		02/03/22 04:00	104-51-8	
sec-Butylbenzene	ND	ug/L	0.50	0.40	1		02/03/22 04:00	135-98-8	
tert-Butylbenzene	ND	ug/L	0.50	0.32	1		02/03/22 04:00	98-06-6	
Carbon tetrachloride	ND	ug/L	0.50	0.33	1		02/03/22 04:00	56-23-5	
Chlorobenzene	ND	ug/L	0.50	0.28	1		02/03/22 04:00	108-90-7	
Chloroethane	ND	ug/L	1.0	0.65	1		02/03/22 04:00	75-00-3	
Chloroform	ND	ug/L	0.50	0.35	1		02/03/22 04:00	67-66-3	
Chloromethane	ND	ug/L	1.0	0.54	1		02/03/22 04:00	74-87-3	
2-Chlorotoluene	ND	ug/L	0.50	0.32	1		02/03/22 04:00	95-49-8	
4-Chlorotoluene	ND	ug/L	0.50	0.32	1		02/03/22 04:00	106-43-4	
1,2-Dibromo-3-chloropropane	ND	ug/L	1.0	0.34	1		02/03/22 04:00	96-12-8	
Dibromochloromethane	ND	ug/L	0.50	0.36	1		02/03/22 04:00	124-48-1	
1,2-Dibromoethane (EDB)	ND	ug/L	0.50	0.27	1		02/03/22 04:00	106-93-4	
Dibromomethane	ND	ug/L	0.50	0.39	1		02/03/22 04:00	74-95-3	
1,2-Dichlorobenzene	ND	ug/L	0.50	0.34	1		02/03/22 04:00	95-50-1	
1,3-Dichlorobenzene	ND	ug/L	0.50	0.34	1		02/03/22 04:00	541-73-1	
1,4-Dichlorobenzene	ND	ug/L	0.50	0.33	1		02/03/22 04:00	106-46-7	
Dichlorodifluoromethane	ND	ug/L	0.50	0.35	1		02/03/22 04:00	75-71-8	
1,1-Dichloroethane	ND	ug/L	0.50	0.37	1		02/03/22 04:00	75-34-3	
1,2-Dichloroethane	ND	ug/L	0.50	0.32	1		02/03/22 04:00	107-06-2	
1,1-Dichloroethene	ND	ug/L	0.50	0.35	1		02/03/22 04:00	75-35-4	
cis-1,2-Dichloroethene	ND	ug/L	0.50	0.38	1		02/03/22 04:00	156-59-2	
trans-1,2-Dichloroethene	ND	ug/L	0.50	0.40	1		02/03/22 04:00	156-60-5	
1,2-Dichloropropane	ND	ug/L	0.50	0.36	1		02/03/22 04:00	78-87-5	
1,3-Dichloropropane	ND	ug/L	0.50	0.28	1		02/03/22 04:00	142-28-9	
2,2-Dichloropropane	ND	ug/L	0.50	0.39	1		02/03/22 04:00	594-20-7	IL
1,1-Dichloropropene	ND	ug/L	0.50	0.43	1		02/03/22 04:00	563-58-6	
cis-1,3-Dichloropropene	ND	ug/L	0.50	0.36	1		02/03/22 04:00	10061-01-5	
trans-1,3-Dichloropropene	ND	ug/L	0.50	0.36	1		02/03/22 04:00	10061-02-6	
Diisopropyl ether	ND	ug/L	0.50	0.31	1		02/03/22 04:00	108-20-3	
Ethylbenzene	ND	ug/L	0.50	0.30	1		02/03/22 04:00	100-41-4	
Hexachloro-1,3-butadiene	ND	ug/L	2.0	1.5	1		02/03/22 04:00	87-68-3	
Isopropylbenzene (Cumene)	ND	ug/L	0.50	0.33	1		02/03/22 04:00	98-82-8	
Methylene Chloride	ND	ug/L	2.0	2.0	1		02/03/22 04:00	75-09-2	
Methyl-tert-butyl ether	ND	ug/L	0.50	0.42	1		02/03/22 04:00	1634-04-4	
Naphthalene	ND	ug/L	2.0	0.64	1		02/03/22 04:00	91-20-3	
n-Propylbenzene	ND	ug/L	0.50	0.34	1		02/03/22 04:00	103-65-1	
Styrene	ND	ug/L	0.50	0.29	1		02/03/22 04:00	100-42-5	
1,1,1,2-Tetrachloroethane	ND	ug/L	0.50	0.31	1		02/03/22 04:00	630-20-6	

REPORT OF LABORATORY ANALYSIS

This report shall not be reproduced, except in full,
without the written consent of Pace Analytical Services, LLC.

Pace Analytical Services, LLC
9800 Kincey Ave. Suite 100
Huntersville, NC 28078
(704)875-9092

ANALYTICAL RESULTS

Project: CPC Huntersville-60674226
Pace Project No.: 92585560

Sample: TRIP BLANK **Lab ID: 92585560012** Collected: 02/01/22 00:00 Received: 02/01/22 17:00 Matrix: Water

Parameters	Results	Units	Report Limit	MDL	DF	Prepared	Analyzed	CAS No.	Qual
6200B MSV	Analytical Method: SM 6200B Pace Analytical Services - Charlotte								
1,1,2,2-Tetrachloroethane	ND	ug/L	0.50	0.22	1		02/03/22 04:00	79-34-5	
Tetrachloroethene	ND	ug/L	0.50	0.29	1		02/03/22 04:00	127-18-4	
Toluene	ND	ug/L	0.50	0.48	1		02/03/22 04:00	108-88-3	
1,2,3-Trichlorobenzene	ND	ug/L	2.0	0.81	1		02/03/22 04:00	87-61-6	
1,2,4-Trichlorobenzene	ND	ug/L	2.0	0.64	1		02/03/22 04:00	120-82-1	
1,1,1-Trichloroethane	ND	ug/L	0.50	0.33	1		02/03/22 04:00	71-55-6	
1,1,2-Trichloroethane	ND	ug/L	0.50	0.32	1		02/03/22 04:00	79-00-5	
Trichloroethene	ND	ug/L	0.50	0.38	1		02/03/22 04:00	79-01-6	
Trichlorofluoromethane	ND	ug/L	1.0	0.30	1		02/03/22 04:00	75-69-4	
1,2,3-Trichloropropane	ND	ug/L	0.50	0.26	1		02/03/22 04:00	96-18-4	
1,2,4-Trimethylbenzene	ND	ug/L	0.50	0.50	1		02/03/22 04:00	95-63-6	
1,3,5-Trimethylbenzene	ND	ug/L	0.50	0.33	1		02/03/22 04:00	108-67-8	
Vinyl chloride	ND	ug/L	1.0	0.39	1		02/03/22 04:00	75-01-4	
m&p-Xylene	ND	ug/L	1.0	0.71	1		02/03/22 04:00	179601-23-1	
o-Xylene	ND	ug/L	0.50	0.34	1		02/03/22 04:00	95-47-6	
Surrogates									
1,2-Dichloroethane-d4 (S)	97	%	70-130		1		02/03/22 04:00	17060-07-0	
4-Bromofluorobenzene (S)	100	%	70-130		1		02/03/22 04:00	460-00-4	
Toluene-d8 (S)	97	%	70-130		1		02/03/22 04:00	2037-26-5	

REPORT OF LABORATORY ANALYSIS

This report shall not be reproduced, except in full,
without the written consent of Pace Analytical Services, LLC.

Pace Analytical Services, LLC
9800 Kincey Ave. Suite 100
Huntersville, NC 28078
(704)875-9092

QUALITY CONTROL DATA

Project: CPC Huntersville-60674226
Pace Project No.: 92585560

QC Batch: 675628 Analysis Method: MADEP VPH
QC Batch Method: MADEP VPH Analysis Description: VPH NC Water
Laboratory: Pace Analytical Services - Charlotte
Associated Lab Samples: 92585560001, 92585560002, 92585560004, 92585560005, 92585560006, 92585560007, 92585560008, 92585560009, 92585560010, 92585560011

METHOD BLANK: 3536340 Matrix: Water
Associated Lab Samples: 92585560001, 92585560002, 92585560004, 92585560005, 92585560006, 92585560007, 92585560008, 92585560009, 92585560010, 92585560011

Parameter	Units	Blank Result	Reporting Limit	MDL	Analyzed	Qualifiers
Aliphatic (C05-C08)	ug/L	ND	50.0	50.0	02/02/22 16:14	N2
Aromatic (C09-C10)	ug/L	ND	50.0	50.0	02/02/22 16:14	N2
4-Bromofluorobenzene (FID) (S)	%	102	70-130		02/02/22 16:14	
4-Bromofluorobenzene (PID) (S)	%	101	70-130		02/02/22 16:14	

LABORATORY CONTROL SAMPLE & LCSD: 3536341 3536342

Parameter	Units	Spike Conc.	LCS Result	LCSD Result	LCS % Rec	LCSD % Rec	% Rec Limits	RPD	Max RPD	Qualifiers
Aliphatic (C05-C08)	ug/L	300	364	377	121	126	70-130	3	25	N2
Aromatic (C09-C10)	ug/L	100	95.5	94.8	95	95	70-130	1	25	N2
4-Bromofluorobenzene (FID) (S)	%				102	100	70-130			
4-Bromofluorobenzene (PID) (S)	%				99	98	70-130			

Results presented on this page are in the units indicated by the "Units" column except where an alternate unit is presented to the right of the result.

REPORT OF LABORATORY ANALYSIS

This report shall not be reproduced, except in full,
without the written consent of Pace Analytical Services, LLC.

Pace Analytical Services, LLC
9800 Kincey Ave. Suite 100
Huntersville, NC 28078
(704)875-9092

QUALITY CONTROL DATA

Project: CPC Huntersville-60674226
Pace Project No.: 92585560

QC Batch: 675531 — Analysis Method: EPA 6010D
QC Batch Method: EPA 3010A — Analysis Description: 6010 MET
Laboratory: Pace Analytical Services - Asheville
Associated Lab Samples: 92585560001, 92585560002, 92585560004, 92585560005, 92585560006, 92585560007, 92585560008, 92585560009, 92585560010

METHOD BLANK: 3535452 — Matrix: Water
Associated Lab Samples: 92585560001, 92585560002, 92585560004, 92585560005, 92585560006, 92585560007, 92585560008, 92585560009, 92585560010

Parameter	Units	Blank Result	Reporting Limit	MDL	Analyzed	Qualifiers
Lead	ug/L	ND	5.0	4.5	02/03/22 17:05	

LABORATORY CONTROL SAMPLE: 3535453

Parameter	Units	Spike Conc.	LCS Result	LCS % Rec	% Rec Limits	Qualifiers
Lead	ug/L	500	519	104	80-120	

MATRIX SPIKE & MATRIX SPIKE DUPLICATE: 3535454 3535455

Parameter	Units	92585559002 Result	MS Spike Conc.	MSD Spike Conc.	MS Result	MSD Result	MS % Rec	MSD % Rec	% Rec Limits	RPD	Max RPD	Qual
Lead	ug/L	ND	500	500	496	498	99	99	75-125	0	20	

Results presented on this page are in the units indicated by the "Units" column except where an alternate unit is presented to the right of the result.

REPORT OF LABORATORY ANALYSIS

This report shall not be reproduced, except in full,
without the written consent of Pace Analytical Services, LLC.

Pace Analytical Services, LLC
9800 Kincey Ave. Suite 100
Huntersville, NC 28078
(704)875-9092

QUALITY CONTROL DATA

Project: CPC Huntersville-60674226
Pace Project No.: 92585560

QC Batch: 675473
QC Batch Method: SM 6200B
Analysis Method: SM 6200B
Analysis Description: 6200B MSV
Laboratory: Pace Analytical Services - Charlotte
Associated Lab Samples: 92585560001, 92585560004, 92585560006

METHOD BLANK: 3535139 Matrix: Water
Associated Lab Samples: 92585560001, 92585560004, 92585560006

Parameter	Units	Blank Result	Reporting Limit	MDL	Analyzed	Qualifiers
1,1,1,2-Tetrachloroethane	ug/L	ND	0.50	0.31	02/02/22 11:22	
1,1,1-Trichloroethane	ug/L	ND	0.50	0.33	02/02/22 11:22	
1,1,2,2-Tetrachloroethane	ug/L	ND	0.50	0.22	02/02/22 11:22	
1,1,2-Trichloroethane	ug/L	ND	0.50	0.32	02/02/22 11:22	
1,1-Dichloroethane	ug/L	ND	0.50	0.37	02/02/22 11:22	
1,1-Dichloroethene	ug/L	ND	0.50	0.35	02/02/22 11:22	
1,1-Dichloropropene	ug/L	ND	0.50	0.43	02/02/22 11:22	
1,2,3-Trichlorobenzene	ug/L	ND	2.0	0.81	02/02/22 11:22	
1,2,3-Trichloropropane	ug/L	ND	0.50	0.26	02/02/22 11:22	
1,2,4-Trichlorobenzene	ug/L	ND	2.0	0.64	02/02/22 11:22	
1,2,4-Trimethylbenzene	ug/L	ND	0.50	0.50	02/02/22 11:22	
1,2-Dibromo-3-chloropropane	ug/L	ND	1.0	0.34	02/02/22 11:22	
1,2-Dibromoethane (EDB)	ug/L	ND	0.50	0.27	02/02/22 11:22	
1,2-Dichlorobenzene	ug/L	ND	0.50	0.34	02/02/22 11:22	
1,2-Dichloroethane	ug/L	ND	0.50	0.32	02/02/22 11:22	
1,2-Dichloropropane	ug/L	ND	0.50	0.36	02/02/22 11:22	
1,3,5-Trimethylbenzene	ug/L	ND	0.50	0.33	02/02/22 11:22	
1,3-Dichlorobenzene	ug/L	ND	0.50	0.34	02/02/22 11:22	
1,3-Dichloropropane	ug/L	ND	0.50	0.28	02/02/22 11:22	
1,4-Dichlorobenzene	ug/L	ND	0.50	0.33	02/02/22 11:22	
2,2-Dichloropropane	ug/L	ND	0.50	0.39	02/02/22 11:22	
2-Chlorotoluene	ug/L	ND	0.50	0.32	02/02/22 11:22	
4-Chlorotoluene	ug/L	ND	0.50	0.32	02/02/22 11:22	
Benzene	ug/L	ND	0.50	0.34	02/02/22 11:22	
Bromobenzene	ug/L	ND	0.50	0.29	02/02/22 11:22	
Bromochloromethane	ug/L	ND	0.50	0.47	02/02/22 11:22	
Bromodichloromethane	ug/L	ND	0.50	0.31	02/02/22 11:22	
Bromoform	ug/L	ND	0.50	0.34	02/02/22 11:22	
Bromomethane	ug/L	ND	5.0	1.7	02/02/22 11:22	
Carbon tetrachloride	ug/L	ND	0.50	0.33	02/02/22 11:22	
Chlorobenzene	ug/L	ND	0.50	0.28	02/02/22 11:22	
Chloroethane	ug/L	ND	1.0	0.65	02/02/22 11:22	
Chloroform	ug/L	ND	0.50	0.35	02/02/22 11:22	
Chloromethane	ug/L	ND	1.0	0.54	02/02/22 11:22	
cis-1,2-Dichloroethene	ug/L	ND	0.50	0.38	02/02/22 11:22	
cis-1,3-Dichloropropene	ug/L	ND	0.50	0.36	02/02/22 11:22	
Dibromochloromethane	ug/L	ND	0.50	0.36	02/02/22 11:22	
Dibromomethane	ug/L	ND	0.50	0.39	02/02/22 11:22	
Dichlorodifluoromethane	ug/L	ND	0.50	0.35	02/02/22 11:22	
Diisopropyl ether	ug/L	ND	0.50	0.31	02/02/22 11:22	

Results presented on this page are in the units indicated by the "Units" column except where an alternate unit is presented to the right of the result.

REPORT OF LABORATORY ANALYSIS

This report shall not be reproduced, except in full,
without the written consent of Pace Analytical Services, LLC.

Pace Analytical Services, LLC
9800 Kincey Ave. Suite 100
Huntersville, NC 28078
(704)875-9092

QUALITY CONTROL DATA

Project: CPC Huntersville-60674226
Pace Project No.: 92585560

METHOD BLANK: 3535139 Matrix: Water
Associated Lab Samples: 92585560001, 92585560004, 92585560006

Parameter	Units	Blank Result	Reporting Limit	MDL	Analyzed	Qualifiers
Ethylbenzene	ug/L	ND	0.50	0.30	02/02/22 11:22	
Hexachloro-1,3-butadiene	ug/L	ND	2.0	1.5	02/02/22 11:22	
Isopropylbenzene (Cumene)	ug/L	ND	0.50	0.33	02/02/22 11:22	
m&p-Xylene	ug/L	ND	1.0	0.71	02/02/22 11:22	
Methyl-tert-butyl ether	ug/L	ND	0.50	0.42	02/02/22 11:22	
Methylene Chloride	ug/L	ND	2.0	2.0	02/02/22 11:22	
n-Butylbenzene	ug/L	ND	0.50	0.49	02/02/22 11:22	
n-Propylbenzene	ug/L	ND	0.50	0.34	02/02/22 11:22	
Naphthalene	ug/L	ND	2.0	0.64	02/02/22 11:22	
o-Xylene	ug/L	ND	0.50	0.34	02/02/22 11:22	
sec-Butylbenzene	ug/L	ND	0.50	0.40	02/02/22 11:22	
Styrene	ug/L	ND	0.50	0.29	02/02/22 11:22	
tert-Butylbenzene	ug/L	ND	0.50	0.32	02/02/22 11:22	
Tetrachloroethene	ug/L	ND	0.50	0.29	02/02/22 11:22	
Toluene	ug/L	ND	0.50	0.48	02/02/22 11:22	
trans-1,2-Dichloroethene	ug/L	ND	0.50	0.40	02/02/22 11:22	
trans-1,3-Dichloropropene	ug/L	ND	0.50	0.36	02/02/22 11:22	
Trichloroethene	ug/L	ND	0.50	0.38	02/02/22 11:22	
Trichlorofluoromethane	ug/L	ND	1.0	0.30	02/02/22 11:22	
Vinyl chloride	ug/L	ND	1.0	0.39	02/02/22 11:22	
1,2-Dichloroethane-d4 (S)	%	104	70-130		02/02/22 11:22	
4-Bromofluorobenzene (S)	%	102	70-130		02/02/22 11:22	
Toluene-d8 (S)	%	104	70-130		02/02/22 11:22	

LABORATORY CONTROL SAMPLE: 3535140

Parameter	Units	Spike Conc.	LCS Result	LCS % Rec	% Rec Limits	Qualifiers
1,1,1,2-Tetrachloroethane	ug/L	50	52.3	105	60-140	
1,1,1-Trichloroethane	ug/L	50	50.6	101	60-140	
1,1,2,2-Tetrachloroethane	ug/L	50	51.3	103	60-140	
1,1,2-Trichloroethane	ug/L	50	50.1	100	60-140	
1,1-Dichloroethane	ug/L	50	52.1	104	60-140	
1,1-Dichloroethene	ug/L	50	55.9	112	60-140	
1,1-Dichloropropene	ug/L	50	54.3	109	60-140	
1,2,3-Trichlorobenzene	ug/L	50	45.4	91	60-140	
1,2,3-Trichloropropane	ug/L	50	49.3	99	60-140	
1,2,4-Trichlorobenzene	ug/L	50	46.4	93	60-140	
1,2,4-Trimethylbenzene	ug/L	50	50.3	101	60-140	
1,2-Dibromo-3-chloropropane	ug/L	50	52.8	106	60-140	
1,2-Dibromoethane (EDB)	ug/L	50	51.7	103	60-140	
1,2-Dichlorobenzene	ug/L	50	48.0	96	60-140	
1,2-Dichloroethane	ug/L	50	49.1	98	60-140	
1,2-Dichloropropane	ug/L	50	54.5	109	60-140	
1,3,5-Trimethylbenzene	ug/L	50	50.7	101	60-140	

Results presented on this page are in the units indicated by the "Units" column except where an alternate unit is presented to the right of the result.

REPORT OF LABORATORY ANALYSIS

This report shall not be reproduced, except in full,
without the written consent of Pace Analytical Services, LLC.

Pace Analytical Services, LLC
9800 Kincey Ave. Suite 100
Huntersville, NC 28078
(704)875-9092

QUALITY CONTROL DATA

Project: CPC Huntersville-60674226
Pace Project No.: 92585560

LABORATORY CONTROL SAMPLE: 3535140

Parameter	Units	Spike Conc.	LCS Result	LCS % Rec	% Rec Limits	Qualifiers
1,3-Dichlorobenzene	ug/L	50	47.9	96	60-140	
1,3-Dichloropropane	ug/L	50	52.9	106	60-140	
1,4-Dichlorobenzene	ug/L	50	48.6	97	60-140	
2,2-Dichloropropane	ug/L	50	50.9	102	60-140	
2-Chlorotoluene	ug/L	50	50.6	101	60-140	
4-Chlorotoluene	ug/L	50	47.9	96	60-140	
Benzene	ug/L	50	49.8	100	60-140	
Bromobenzene	ug/L	50	48.2	96	60-140	
Bromochloromethane	ug/L	50	49.2	98	60-140	
Bromodichloromethane	ug/L	50	50.5	101	60-140	
Bromoform	ug/L	50	52.3	105	60-140	
Bromomethane	ug/L	50	41.3	83	60-140	
Carbon tetrachloride	ug/L	50	49.1	98	60-140	
Chlorobenzene	ug/L	50	47.6	95	60-140	
Chloroethane	ug/L	50	47.6	95	60-140	
Chloroform	ug/L	50	44.8	90	60-140	
Chloromethane	ug/L	50	50.1	100	60-140	
cis-1,2-Dichloroethene	ug/L	50	50.3	101	60-140	
cis-1,3-Dichloropropene	ug/L	50	53.7	107	60-140	
Dibromochloromethane	ug/L	50	54.3	109	60-140	
Dibromomethane	ug/L	50	45.2	90	60-140	
Dichlorodifluoromethane	ug/L	50	46.5	93	60-140	
Diisopropyl ether	ug/L	50	55.4	111	60-140	
Ethylbenzene	ug/L	50	48.9	98	60-140	
Hexachloro-1,3-butadiene	ug/L	50	45.4	91	60-140	
Isopropylbenzene (Cumene)	ug/L	50	49.5	99	60-140	
m&p-Xylene	ug/L	100	97.1	97	60-140	
Methyl-tert-butyl ether	ug/L	50	52.7	105	60-140	
Methylene Chloride	ug/L	50	51.7	103	60-140	
n-Butylbenzene	ug/L	50	50.2	100	60-140	
n-Propylbenzene	ug/L	50	49.4	99	60-140	
Naphthalene	ug/L	50	47.9	96	60-140	
o-Xylene	ug/L	50	48.7	97	60-140	
sec-Butylbenzene	ug/L	50	49.2	98	60-140	
Styrene	ug/L	50	51.0	102	60-140	
tert-Butylbenzene	ug/L	50	41.4	83	60-140	
Tetrachloroethene	ug/L	50	48.2	96	60-140	
Toluene	ug/L	50	45.8	92	60-140	
trans-1,2-Dichloroethene	ug/L	50	53.5	107	60-140	
trans-1,3-Dichloropropene	ug/L	50	51.9	104	60-140	
Trichloroethene	ug/L	50	49.1	98	60-140	
Trichlorofluoromethane	ug/L	50	42.3	85	60-140	
Vinyl chloride	ug/L	50	51.4	103	60-140	
1,2-Dichloroethane-d4 (S)	%			99	70-130	
4-Bromofluorobenzene (S)	%			100	70-130	
Toluene-d8 (S)	%			99	70-130	

Results presented on this page are in the units indicated by the "Units" column except where an alternate unit is presented to the right of the result.

REPORT OF LABORATORY ANALYSIS

This report shall not be reproduced, except in full,
without the written consent of Pace Analytical Services, LLC.

Pace Analytical Services, LLC
9800 Kincey Ave. Suite 100
Huntersville, NC 28078
(704)875-9092

QUALITY CONTROL DATA

Project: CPC Huntersville-60674226
Pace Project No.: 92585560

MATRIX SPIKE & MATRIX SPIKE DUPLICATE: 3535142 3535143

Parameter	Units	92585098001 Result	MS Spike Conc.	MSD Spike Conc.	MS Result	MSD Result	MS % Rec	MSD % Rec	% Rec Limits	RPD	Max RPD	Qual
1,1,1,2-Tetrachloroethane	ug/L	ND	200	200	236	258	118	129	60-140	9	30	
1,1,1-Trichloroethane	ug/L	ND	200	200	242	261	121	130	60-140	8	30	
1,1,2,2-Tetrachloroethane	ug/L	ND	200	200	240	259	120	129	60-140	8	30	
1,1,2-Trichloroethane	ug/L	ND	200	200	225	247	112	123	60-140	9	30	
1,1-Dichloroethane	ug/L	ND	200	200	247	269	123	134	60-140	9	30	
1,1-Dichloroethene	ug/L	ND	200	200	246	260	123	130	60-140	5	30	
1,1-Dichloropropene	ug/L	ND	200	200	262	276	131	138	60-140	5	30	
1,2,3-Trichlorobenzene	ug/L	ND	200	200	216	243	108	121	60-140	12	30	
1,2,3-Trichloropropane	ug/L	ND	200	200	230	252	115	126	60-140	9	30	
1,2,4-Trichlorobenzene	ug/L	ND	200	200	221	245	110	123	60-140	10	30	
1,2,4-Trimethylbenzene	ug/L	1540	200	200	1810	1780	135	119	60-140	2	30	
1,2-Dibromo-3-chloropropane	ug/L	ND	200	200	238	263	119	131	60-140	10	30	
1,2-Dibromoethane (EDB)	ug/L	ND	200	200	239	258	120	129	60-140	7	30	
1,2-Dichlorobenzene	ug/L	ND	200	200	232	247	116	124	60-140	6	30	
1,2-Dichloroethane	ug/L	ND	200	200	227	249	114	124	60-140	9	30	
1,2-Dichloropropane	ug/L	ND	200	200	256	279	128	139	60-140	9	30	
1,3,5-Trimethylbenzene	ug/L	395	200	200	653	654	129	130	60-140	0	30	
1,3-Dichlorobenzene	ug/L	ND	200	200	232	246	116	123	60-140	6	30	
1,3-Dichloropropane	ug/L	ND	200	200	244	265	122	132	60-140	8	30	
1,4-Dichlorobenzene	ug/L	ND	200	200	236	248	118	124	60-140	5	30	
2,2-Dichloropropane	ug/L	ND	200	200	243	265	121	132	60-140	9	30	
2-Chlorotoluene	ug/L	ND	200	200	257	274	129	137	60-140	6	30	
4-Chlorotoluene	ug/L	ND	200	200	236	251	118	126	60-140	6	30	
Benzene	ug/L	822	200	200	1080	1070	130	121	60-140	2	30	
Bromobenzene	ug/L	ND	200	200	232	251	116	125	60-140	8	30	
Bromochloromethane	ug/L	ND	200	200	227	246	113	123	60-140	8	30	
Bromodichloromethane	ug/L	ND	200	200	227	249	113	125	60-140	9	30	
Bromoform	ug/L	ND	200	200	223	243	111	122	60-140	9	30	
Bromomethane	ug/L	ND	200	200	133	129	67	65	60-140	3	30	
Carbon tetrachloride	ug/L	ND	200	200	237	257	118	128	60-140	8	30	
Chlorobenzene	ug/L	ND	200	200	232	250	116	125	60-140	7	30	
Chloroethane	ug/L	ND	200	200	207	211	104	106	60-140	2	30	
Chloroform	ug/L	ND	200	200	218	235	109	118	60-140	7	30	
Chloromethane	ug/L	ND	200	200	84.9	91.0	42	45	60-140	7	30	M1
cis-1,2-Dichloroethene	ug/L	ND	200	200	243	263	121	132	60-140	8	30	
cis-1,3-Dichloropropene	ug/L	ND	200	200	238	258	119	129	60-140	8	30	
Dibromochloromethane	ug/L	ND	200	200	237	259	119	129	60-140	9	30	
Dibromomethane	ug/L	ND	200	200	207	227	104	113	60-140	9	30	
Dichlorodifluoromethane	ug/L	ND	200	200	28.4	30.1	14	15	60-140	6	30	M1
Diisopropyl ether	ug/L	ND	200	200	256	278	127	137	60-140	8	30	
Ethylbenzene	ug/L	336	200	200	579	586	122	125	60-140	1	30	
Hexachloro-1,3-butadiene	ug/L	ND	200	200	219	247	110	123	60-140	12	30	
Isopropylbenzene (Cumene)	ug/L	27.5	200	200	267	283	120	128	60-140	6	30	
m&p-Xylene	ug/L	2420	400	400	2890	2860	117	109	60-140	1	30	

Results presented on this page are in the units indicated by the "Units" column except where an alternate unit is presented to the right of the result.

REPORT OF LABORATORY ANALYSIS

This report shall not be reproduced, except in full,
without the written consent of Pace Analytical Services, LLC.

Pace Analytical Services, LLC
9800 Kincey Ave. Suite 100
Huntersville, NC 28078
(704)875-9092

QUALITY CONTROL DATA

Project: CPC Huntersville-60674226
Pace Project No.: 92585560

MATRIX SPIKE & MATRIX SPIKE DUPLICATE: 3535142 3535143

Parameter	Units	92585098001 Result	MS Spike Conc.	MSD Spike Conc.	MS Result	MSD Result	MS % Rec	MSD % Rec	% Rec Limits	RPD	Max RPD	Qual
Methyl-tert-butyl ether	ug/L	7.2	200	200	248	264	120	129	60-140	7	30	
Methylene Chloride	ug/L	ND	200	200	249	267	118	127	60-140	7	30	
n-Butylbenzene	ug/L	ND	200	200	295	319	148	160	60-140	8	30	M1
n-Propylbenzene	ug/L	48.3	200	200	291	305	121	128	60-140	5	30	
Naphthalene	ug/L	219	200	200	467	485	124	133	60-140	4	30	
o-Xylene	ug/L	845	200	200	1080	1070	118	114	60-140	1	30	
sec-Butylbenzene	ug/L	ND	200	200	245	263	123	131	60-140	7	30	
Styrene	ug/L	ND	200	200	239	258	119	129	60-140	8	30	
tert-Butylbenzene	ug/L	ND	200	200	204	220	102	110	60-140	8	30	
Tetrachloroethene	ug/L	ND	200	200	233	253	116	126	60-140	8	30	
Toluene	ug/L	1610	200	200	1750	1720	70	57	60-140	1	30	M1
trans-1,2-Dichloroethene	ug/L	ND	200	200	253	271	126	136	60-140	7	30	
trans-1,3-Dichloropropene	ug/L	ND	200	200	224	247	112	123	60-140	10	30	
Trichloroethene	ug/L	ND	200	200	233	254	117	127	60-140	9	30	
Trichlorofluoromethane	ug/L	ND	200	200	175	184	87	92	60-140	5	30	
Vinyl chloride	ug/L	ND	200	200	130	139	65	70	60-140	7	30	
1,2-Dichloroethane-d4 (S)	%						100	101	70-130			
4-Bromofluorobenzene (S)	%						98	99	70-130			
Toluene-d8 (S)	%						99	99	70-130			

Results presented on this page are in the units indicated by the "Units" column except where an alternate unit is presented to the right of the result.

REPORT OF LABORATORY ANALYSIS

This report shall not be reproduced, except in full,
without the written consent of Pace Analytical Services, LLC.

Pace Analytical Services, LLC
9800 Kincey Ave. Suite 100
Huntersville, NC 28078
(704)875-9092

QUALITY CONTROL DATA

Project: CPC Huntersville-60674226
Pace Project No.: 92585560

QC Batch: 675604
QC Batch Method: SM 6200B
Analysis Method: SM 6200B
Analysis Description: 6200B MSV
Laboratory: Pace Analytical Services - Charlotte

Associated Lab Samples: 92585560010

METHOD BLANK: 3536079 Matrix: Water
Associated Lab Samples: 92585560010

Parameter	Units	Blank Result	Reporting Limit	MDL	Analyzed	Qualifiers
1,1,1,2-Tetrachloroethane	ug/L	ND	0.50	0.31	02/03/22 00:36	
1,1,1-Trichloroethane	ug/L	ND	0.50	0.33	02/03/22 00:36	
1,1,2,2-Tetrachloroethane	ug/L	ND	0.50	0.22	02/03/22 00:36	
1,1,2-Trichloroethane	ug/L	ND	0.50	0.32	02/03/22 00:36	
1,1-Dichloroethane	ug/L	ND	0.50	0.37	02/03/22 00:36	
1,1-Dichloroethene	ug/L	ND	0.50	0.35	02/03/22 00:36	
1,1-Dichloropropene	ug/L	ND	0.50	0.43	02/03/22 00:36	
1,2,3-Trichlorobenzene	ug/L	ND	2.0	0.81	02/03/22 00:36	
1,2,3-Trichloropropane	ug/L	ND	0.50	0.26	02/03/22 00:36	
1,2,4-Trichlorobenzene	ug/L	ND	2.0	0.64	02/03/22 00:36	
1,2,4-Trimethylbenzene	ug/L	ND	0.50	0.50	02/03/22 00:36	
1,2-Dibromo-3-chloropropane	ug/L	ND	1.0	0.34	02/03/22 00:36	
1,2-Dibromoethane (EDB)	ug/L	ND	0.50	0.27	02/03/22 00:36	
1,2-Dichlorobenzene	ug/L	ND	0.50	0.34	02/03/22 00:36	
1,2-Dichloroethane	ug/L	ND	0.50	0.32	02/03/22 00:36	
1,2-Dichloropropane	ug/L	ND	0.50	0.36	02/03/22 00:36	
1,3,5-Trimethylbenzene	ug/L	ND	0.50	0.33	02/03/22 00:36	
1,3-Dichlorobenzene	ug/L	ND	0.50	0.34	02/03/22 00:36	
1,3-Dichloropropane	ug/L	ND	0.50	0.28	02/03/22 00:36	
1,4-Dichlorobenzene	ug/L	ND	0.50	0.33	02/03/22 00:36	
2,2-Dichloropropane	ug/L	ND	0.50	0.39	02/03/22 00:36	
2-Chlorotoluene	ug/L	ND	0.50	0.32	02/03/22 00:36	
4-Chlorotoluene	ug/L	ND	0.50	0.32	02/03/22 00:36	
Benzene	ug/L	ND	0.50	0.34	02/03/22 00:36	
Bromobenzene	ug/L	ND	0.50	0.29	02/03/22 00:36	
Bromochloromethane	ug/L	ND	0.50	0.47	02/03/22 00:36	
Bromodichloromethane	ug/L	ND	0.50	0.31	02/03/22 00:36	
Bromoform	ug/L	ND	0.50	0.34	02/03/22 00:36	
Bromomethane	ug/L	ND	5.0	1.7	02/03/22 00:36	IH
Carbon tetrachloride	ug/L	ND	0.50	0.33	02/03/22 00:36	
Chlorobenzene	ug/L	ND	0.50	0.28	02/03/22 00:36	
Chloroethane	ug/L	ND	1.0	0.65	02/03/22 00:36	
Chloroform	ug/L	ND	0.50	0.35	02/03/22 00:36	
Chloromethane	ug/L	ND	1.0	0.54	02/03/22 00:36	
cis-1,2-Dichloroethene	ug/L	ND	0.50	0.38	02/03/22 00:36	
cis-1,3-Dichloropropene	ug/L	ND	0.50	0.36	02/03/22 00:36	
Dibromochloromethane	ug/L	ND	0.50	0.36	02/03/22 00:36	
Dibromomethane	ug/L	ND	0.50	0.39	02/03/22 00:36	
Dichlorodifluoromethane	ug/L	ND	0.50	0.35	02/03/22 00:36	
Diisopropyl ether	ug/L	ND	0.50	0.31	02/03/22 00:36	

Results presented on this page are in the units indicated by the "Units" column except where an alternate unit is presented to the right of the result.

REPORT OF LABORATORY ANALYSIS

This report shall not be reproduced, except in full,
without the written consent of Pace Analytical Services, LLC.

Pace Analytical Services, LLC
9800 Kincey Ave. Suite 100
Huntersville, NC 28078
(704)875-9092

QUALITY CONTROL DATA

Project: CPC Huntersville-60674226
Pace Project No.: 92585560

METHOD BLANK: 3536079 Matrix: Water
Associated Lab Samples: 92585560010

Parameter	Units	Blank Result	Reporting Limit	MDL	Analyzed	Qualifiers
Ethylbenzene	ug/L	ND	0.50	0.30	02/03/22 00:36	
Hexachloro-1,3-butadiene	ug/L	ND	2.0	1.5	02/03/22 00:36	
Isopropylbenzene (Cumene)	ug/L	ND	0.50	0.33	02/03/22 00:36	
m&p-Xylene	ug/L	ND	1.0	0.71	02/03/22 00:36	
Methyl-tert-butyl ether	ug/L	ND	0.50	0.42	02/03/22 00:36	
Methylene Chloride	ug/L	ND	2.0	2.0	02/03/22 00:36	
n-Butylbenzene	ug/L	ND	0.50	0.49	02/03/22 00:36	
n-Propylbenzene	ug/L	ND	0.50	0.34	02/03/22 00:36	
Naphthalene	ug/L	ND	2.0	0.64	02/03/22 00:36	
o-Xylene	ug/L	ND	0.50	0.34	02/03/22 00:36	
sec-Butylbenzene	ug/L	ND	0.50	0.40	02/03/22 00:36	
Styrene	ug/L	ND	0.50	0.29	02/03/22 00:36	
tert-Butylbenzene	ug/L	ND	0.50	0.32	02/03/22 00:36	
Tetrachloroethene	ug/L	ND	0.50	0.29	02/03/22 00:36	
Toluene	ug/L	ND	0.50	0.48	02/03/22 00:36	
trans-1,2-Dichloroethene	ug/L	ND	0.50	0.40	02/03/22 00:36	
trans-1,3-Dichloropropene	ug/L	ND	0.50	0.36	02/03/22 00:36	
Trichloroethene	ug/L	ND	0.50	0.38	02/03/22 00:36	
Trichlorofluoromethane	ug/L	ND	1.0	0.30	02/03/22 00:36	
Vinyl chloride	ug/L	ND	1.0	0.39	02/03/22 00:36	
1,2-Dichloroethane-d4 (S)	%	102	70-130		02/03/22 00:36	
4-Bromofluorobenzene (S)	%	96	70-130		02/03/22 00:36	
Toluene-d8 (S)	%	101	70-130		02/03/22 00:36	

LABORATORY CONTROL SAMPLE: 3536080

Parameter	Units	Spike Conc.	LCS Result	LCS % Rec	% Rec Limits	Qualifiers
1,1,1,2-Tetrachloroethane	ug/L	50	51.2	102	60-140	
1,1,1-Trichloroethane	ug/L	50	47.9	96	60-140	
1,1,2,2-Tetrachloroethane	ug/L	50	51.7	103	60-140	
1,1,2-Trichloroethane	ug/L	50	48.8	98	60-140	
1,1-Dichloroethane	ug/L	50	46.9	94	60-140	
1,1-Dichloroethene	ug/L	50	44.7	89	60-140	
1,1-Dichloropropene	ug/L	50	46.9	94	60-140	
1,2,3-Trichlorobenzene	ug/L	50	49.8	100	60-140	
1,2,3-Trichloropropane	ug/L	50	48.5	97	60-140	
1,2,4-Trichlorobenzene	ug/L	50	50.7	101	60-140	
1,2,4-Trimethylbenzene	ug/L	50	47.1	94	60-140	
1,2-Dibromo-3-chloropropane	ug/L	50	60.1	120	60-140	
1,2-Dibromoethane (EDB)	ug/L	50	52.4	105	60-140	
1,2-Dichlorobenzene	ug/L	50	47.4	95	60-140	
1,2-Dichloroethane	ug/L	50	48.5	97	60-140	
1,2-Dichloropropane	ug/L	50	48.4	97	60-140	
1,3,5-Trimethylbenzene	ug/L	50	47.2	94	60-140	

Results presented on this page are in the units indicated by the "Units" column except where an alternate unit is presented to the right of the result.

REPORT OF LABORATORY ANALYSIS

This report shall not be reproduced, except in full,
without the written consent of Pace Analytical Services, LLC.

Pace Analytical Services, LLC
9800 Kincey Ave. Suite 100
Huntersville, NC 28078
(704)875-9092

QUALITY CONTROL DATA

Project: CPC Huntersville-60674226
Pace Project No.: 92585560

LABORATORY CONTROL SAMPLE: 3536080

Parameter	Units	Spike Conc.	LCS Result	LCS % Rec	% Rec Limits	Qualifiers
1,3-Dichlorobenzene	ug/L	50	49.2	98	60-140	
1,3-Dichloropropane	ug/L	50	49.7	99	60-140	
1,4-Dichlorobenzene	ug/L	50	47.7	95	60-140	
2,2-Dichloropropane	ug/L	50	46.9	94	60-140	
2-Chlorotoluene	ug/L	50	49.1	98	60-140	
4-Chlorotoluene	ug/L	50	46.5	93	60-140	
Benzene	ug/L	50	46.5	93	60-140	
Bromobenzene	ug/L	50	49.2	98	60-140	
Bromochloromethane	ug/L	50	48.5	97	60-140	
Bromodichloromethane	ug/L	50	50.4	101	60-140	
Bromoform	ug/L	50	55.9	112	60-140	
Bromomethane	ug/L	50	69.5	139	60-140	IH
Carbon tetrachloride	ug/L	50	49.6	99	60-140	
Chlorobenzene	ug/L	50	48.1	96	60-140	
Chloroethane	ug/L	50	43.1	86	60-140	
Chloroform	ug/L	50	44.1	88	60-140	
Chloromethane	ug/L	50	57.1	114	60-140	
cis-1,2-Dichloroethene	ug/L	50	47.7	95	60-140	
cis-1,3-Dichloropropene	ug/L	50	51.2	102	60-140	
Dibromochloromethane	ug/L	50	53.0	106	60-140	
Dibromomethane	ug/L	50	50.8	102	60-140	
Dichlorodifluoromethane	ug/L	50	72.4	145	60-140	L1
Diisopropyl ether	ug/L	50	45.3	91	60-140	
Ethylbenzene	ug/L	50	47.0	94	60-140	
Hexachloro-1,3-butadiene	ug/L	50	52.1	104	60-140	
Isopropylbenzene (Cumene)	ug/L	50	48.2	96	60-140	
m&p-Xylene	ug/L	100	95.1	95	60-140	
Methyl-tert-butyl ether	ug/L	50	45.9	92	60-140	
Methylene Chloride	ug/L	50	51.6	103	60-140	
n-Butylbenzene	ug/L	50	47.1	94	60-140	
n-Propylbenzene	ug/L	50	47.3	95	60-140	
Naphthalene	ug/L	50	50.7	101	60-140	
o-Xylene	ug/L	50	49.9	100	60-140	
sec-Butylbenzene	ug/L	50	46.9	94	60-140	
Styrene	ug/L	50	50.9	102	60-140	
tert-Butylbenzene	ug/L	50	40.8	82	60-140	
Tetrachloroethene	ug/L	50	47.0	94	60-140	
Toluene	ug/L	50	46.7	93	60-140	
trans-1,2-Dichloroethene	ug/L	50	47.3	95	60-140	
trans-1,3-Dichloropropene	ug/L	50	51.7	103	60-140	
Trichloroethene	ug/L	50	48.8	98	60-140	
Trichlorofluoromethane	ug/L	50	44.5	89	60-140	
Vinyl chloride	ug/L	50	53.8	108	60-140	
1,2-Dichloroethane-d4 (S)	%			100	70-130	
4-Bromofluorobenzene (S)	%			99	70-130	
Toluene-d8 (S)	%			100	70-130	

Results presented on this page are in the units indicated by the "Units" column except where an alternate unit is presented to the right of the result.

REPORT OF LABORATORY ANALYSIS

This report shall not be reproduced, except in full,
without the written consent of Pace Analytical Services, LLC.

Pace Analytical Services, LLC
9800 Kincey Ave. Suite 100
Huntersville, NC 28078
(704)875-9092

QUALITY CONTROL DATA

Project: CPC Huntersville-60674226
Pace Project No.: 92585560

MATRIX SPIKE & MATRIX SPIKE DUPLICATE: 3536081 3536082

Parameter	Units	92585184007 Result	MS Spike Conc.	MSD Spike Conc.	MS Result	MSD Result	MS % Rec	MSD % Rec	% Rec Limits	RPD	Max RPD	Qual
1,1,1,2-Tetrachloroethane	ug/L	ND	2000	2000	2190	2220	110	111	60-140	2	30	
1,1,1-Trichloroethane	ug/L	ND	2000	2000	2090	2120	104	106	60-140	2	30	
1,1,2,2-Tetrachloroethane	ug/L	ND	2000	2000	2100	2210	105	111	60-140	5	30	
1,1,2-Trichloroethane	ug/L	ND	2000	2000	2090	2160	104	108	60-140	3	30	
1,1-Dichloroethane	ug/L	ND	2000	2000	1990	2040	100	102	60-140	3	30	
1,1-Dichloroethene	ug/L	ND	2000	2000	1870	1920	94	96	60-140	2	30	
1,1-Dichloropropene	ug/L	ND	2000	2000	2010	2090	101	104	60-140	4	30	
1,2,3-Trichlorobenzene	ug/L	ND	2000	2000	2090	2120	104	106	60-140	2	30	
1,2,3-Trichloropropane	ug/L	ND	2000	2000	2020	2090	101	104	60-140	3	30	
1,2,4-Trichlorobenzene	ug/L	ND	2000	2000	2190	2140	109	107	60-140	2	30	
1,2,4-Trimethylbenzene	ug/L	2770	2000	2000	4890	5010	106	112	60-140	2	30	
1,2-Dibromo-3-chloropropane	ug/L	ND	2000	2000	2290	2290	115	115	60-140	0	30	
1,2-Dibromoethane (EDB)	ug/L	ND	2000	2000	2170	2210	108	111	60-140	2	30	
1,2-Dichlorobenzene	ug/L	ND	2000	2000	2090	2140	105	107	60-140	2	30	
1,2-Dichloroethane	ug/L	ND	2000	2000	2010	2120	100	106	60-140	6	30	
1,2-Dichloropropane	ug/L	ND	2000	2000	2120	2120	106	106	60-140	0	30	
1,3,5-Trimethylbenzene	ug/L	848	2000	2000	3000	3050	107	110	60-140	2	30	
1,3-Dichlorobenzene	ug/L	ND	2000	2000	2170	2190	108	109	60-140	1	30	
1,3-Dichloropropane	ug/L	ND	2000	2000	2110	2140	106	107	60-140	1	30	
1,4-Dichlorobenzene	ug/L	ND	2000	2000	2160	2130	108	106	60-140	1	30	
2,2-Dichloropropane	ug/L	ND	2000	2000	1720	1780	86	89	60-140	4	30	
2-Chlorotoluene	ug/L	ND	2000	2000	2300	2290	115	115	60-140	0	30	
4-Chlorotoluene	ug/L	ND	2000	2000	2090	2070	104	103	60-140	1	30	
Benzene	ug/L	4130	2000	2000	6020	6260	94	107	60-140	4	30	
Bromobenzene	ug/L	ND	2000	2000	2160	2200	108	110	60-140	2	30	
Bromochloromethane	ug/L	ND	2000	2000	1990	2070	100	103	60-140	4	30	
Bromodichloromethane	ug/L	ND	2000	2000	2100	2180	105	109	60-140	4	30	
Bromoform	ug/L	ND	2000	2000	2110	2260	106	113	60-140	7	30	
Bromomethane	ug/L	ND	2000	2000	1740	2280	87	114	60-140	27	30	IH
Carbon tetrachloride	ug/L	ND	2000	2000	2130	2100	107	105	60-140	1	30	
Chlorobenzene	ug/L	ND	2000	2000	2130	2160	106	108	60-140	2	30	
Chloroethane	ug/L	ND	2000	2000	2210	2190	110	110	60-140	1	30	
Chloroform	ug/L	43.1J	2000	2000	1970	1960	96	96	60-140	1	30	
Chloromethane	ug/L	ND	2000	2000	1790	1830	89	91	60-140	2	30	
cis-1,2-Dichloroethene	ug/L	ND	2000	2000	2090	2060	103	102	60-140	1	30	
cis-1,3-Dichloropropene	ug/L	ND	2000	2000	2040	2050	102	103	60-140	1	30	
Dibromochloromethane	ug/L	ND	2000	2000	2070	2170	103	108	60-140	5	30	
Dibromomethane	ug/L	ND	2000	2000	2010	2100	101	105	60-140	4	30	
Dichlorodifluoromethane	ug/L	ND	2000	2000	1920	1780	96	89	60-140	8	30	
Diisopropyl ether	ug/L	98.2	2000	2000	1990	2050	94	97	60-140	3	30	
Ethylbenzene	ug/L	1950	2000	2000	4060	4210	105	113	60-140	4	30	
Hexachloro-1,3-butadiene	ug/L	ND	2000	2000	2400	2450	120	123	60-140	2	30	
Isopropylbenzene (Cumene)	ug/L	98.4	2000	2000	2260	2330	108	112	60-140	3	30	
m&p-Xylene	ug/L	8050	4000	4000	12200	12700	103	116	60-140	4	30	

Results presented on this page are in the units indicated by the "Units" column except where an alternate unit is presented to the right of the result.

REPORT OF LABORATORY ANALYSIS

This report shall not be reproduced, except in full,
without the written consent of Pace Analytical Services, LLC.

Pace Analytical Services, LLC
9800 Kincey Ave. Suite 100
Huntersville, NC 28078
(704)875-9092

QUALITY CONTROL DATA

Project: CPC Huntersville-60674226
Pace Project No.: 92585560

MATRIX SPIKE & MATRIX SPIKE DUPLICATE: 3536081 3536082

Parameter	Units	92585184007 Result	MS Spike Conc.	MSD Spike Conc.	MS Result	MSD Result	MS % Rec	MSD % Rec	% Rec Limits	RPD	Max RPD	Qual
Methyl-tert-butyl ether	ug/L	43.4J	2000	2000	1890	1950	92	95	60-140	3	30	
Methylene Chloride	ug/L	ND	2000	2000	2180	2240	109	112	60-140	3	30	
n-Butylbenzene	ug/L	ND	2000	2000	2230	2230	112	111	60-140	0	30	
n-Propylbenzene	ug/L	319	2000	2000	2480	2490	108	109	60-140	1	30	
Naphthalene	ug/L	693	2000	2000	2740	2840	102	107	60-140	4	30	
o-Xylene	ug/L	3520	2000	2000	5750	5950	112	122	60-140	3	30	
sec-Butylbenzene	ug/L	ND	2000	2000	2220	2230	111	111	60-140	0	30	
Styrene	ug/L	44.2J	2000	2000	2270	2300	111	113	60-140	1	30	
tert-Butylbenzene	ug/L	ND	2000	2000	1840	1870	92	93	60-140	1	30	
Tetrachloroethene	ug/L	ND	2000	2000	2080	2070	104	103	60-140	0	30	
Toluene	ug/L	11800	2000	2000	13700	14300	95	123	60-140	4	30	
trans-1,2-Dichloroethene	ug/L	ND	2000	2000	2050	2040	102	102	60-140	0	30	
trans-1,3-Dichloropropene	ug/L	ND	2000	2000	2020	2060	101	103	60-140	2	30	
Trichloroethene	ug/L	ND	2000	2000	2060	2110	103	106	60-140	2	30	
Trichlorofluoromethane	ug/L	ND	2000	2000	1910	1870	95	93	60-140	2	30	
Vinyl chloride	ug/L	ND	2000	2000	1960	1950	98	97	60-140	1	30	
1,2-Dichloroethane-d4 (S)	%						99	99	70-130			
4-Bromofluorobenzene (S)	%						98	99	70-130			
Toluene-d8 (S)	%						99	102	70-130			

Results presented on this page are in the units indicated by the "Units" column except where an alternate unit is presented to the right of the result.

REPORT OF LABORATORY ANALYSIS

This report shall not be reproduced, except in full,
without the written consent of Pace Analytical Services, LLC.

Pace Analytical Services, LLC
9800 Kincey Ave. Suite 100
Huntersville, NC 28078
(704)875-9092

QUALITY CONTROL DATA

Project: CPC Huntersville-60674226
Pace Project No.: 92585560

QC Batch: 675606 Analysis Method: SM 6200B
QC Batch Method: SM 6200B Analysis Description: 6200B MSV
Laboratory: Pace Analytical Services - Charlotte
Associated Lab Samples: 92585560002, 92585560005, 92585560007, 92585560008, 92585560009, 92585560011, 92585560012

METHOD BLANK: 3536092 Matrix: Water
Associated Lab Samples: 92585560002, 92585560005, 92585560007, 92585560008, 92585560009, 92585560011, 92585560012

Parameter	Units	Blank Result	Reporting Limit	MDL	Analyzed	Qualifiers
1,1,1,2-Tetrachloroethane	ug/L	ND	0.50	0.31	02/03/22 03:05	
1,1,1-Trichloroethane	ug/L	ND	0.50	0.33	02/03/22 03:05	
1,1,2,2-Tetrachloroethane	ug/L	ND	0.50	0.22	02/03/22 03:05	
1,1,2-Trichloroethane	ug/L	ND	0.50	0.32	02/03/22 03:05	
1,1-Dichloroethane	ug/L	ND	0.50	0.37	02/03/22 03:05	
1,1-Dichloroethene	ug/L	ND	0.50	0.35	02/03/22 03:05	
1,1-Dichloropropene	ug/L	ND	0.50	0.43	02/03/22 03:05	
1,2,3-Trichlorobenzene	ug/L	ND	2.0	0.81	02/03/22 03:05	
1,2,3-Trichloropropane	ug/L	ND	0.50	0.26	02/03/22 03:05	
1,2,4-Trichlorobenzene	ug/L	ND	2.0	0.64	02/03/22 03:05	
1,2,4-Trimethylbenzene	ug/L	ND	0.50	0.50	02/03/22 03:05	
1,2-Dibromo-3-chloropropane	ug/L	ND	1.0	0.34	02/03/22 03:05	
1,2-Dibromoethane (EDB)	ug/L	ND	0.50	0.27	02/03/22 03:05	
1,2-Dichlorobenzene	ug/L	ND	0.50	0.34	02/03/22 03:05	
1,2-Dichloroethane	ug/L	ND	0.50	0.32	02/03/22 03:05	
1,2-Dichloropropane	ug/L	ND	0.50	0.36	02/03/22 03:05	
1,3,5-Trimethylbenzene	ug/L	ND	0.50	0.33	02/03/22 03:05	
1,3-Dichlorobenzene	ug/L	ND	0.50	0.34	02/03/22 03:05	
1,3-Dichloropropane	ug/L	ND	0.50	0.28	02/03/22 03:05	
1,4-Dichlorobenzene	ug/L	ND	0.50	0.33	02/03/22 03:05	
2,2-Dichloropropane	ug/L	ND	0.50	0.39	02/03/22 03:05	IL
2-Chlorotoluene	ug/L	ND	0.50	0.32	02/03/22 03:05	
4-Chlorotoluene	ug/L	ND	0.50	0.32	02/03/22 03:05	
Benzene	ug/L	ND	0.50	0.34	02/03/22 03:05	
Bromobenzene	ug/L	ND	0.50	0.29	02/03/22 03:05	
Bromochloromethane	ug/L	ND	0.50	0.47	02/03/22 03:05	
Bromodichloromethane	ug/L	ND	0.50	0.31	02/03/22 03:05	
Bromoform	ug/L	ND	0.50	0.34	02/03/22 03:05	
Bromomethane	ug/L	ND	5.0	1.7	02/03/22 03:05	
Carbon tetrachloride	ug/L	ND	0.50	0.33	02/03/22 03:05	
Chlorobenzene	ug/L	ND	0.50	0.28	02/03/22 03:05	
Chloroethane	ug/L	ND	1.0	0.65	02/03/22 03:05	
Chloroform	ug/L	ND	0.50	0.35	02/03/22 03:05	
Chloromethane	ug/L	ND	1.0	0.54	02/03/22 03:05	
cis-1,2-Dichloroethene	ug/L	ND	0.50	0.38	02/03/22 03:05	
cis-1,3-Dichloropropene	ug/L	ND	0.50	0.36	02/03/22 03:05	
Dibromochloromethane	ug/L	ND	0.50	0.36	02/03/22 03:05	
Dibromomethane	ug/L	ND	0.50	0.39	02/03/22 03:05	
Dichlorodifluoromethane	ug/L	ND	0.50	0.35	02/03/22 03:05	
Diisopropyl ether	ug/L	ND	0.50	0.31	02/03/22 03:05	

Results presented on this page are in the units indicated by the "Units" column except where an alternate unit is presented to the right of the result.

REPORT OF LABORATORY ANALYSIS

This report shall not be reproduced, except in full,
without the written consent of Pace Analytical Services, LLC.

Pace Analytical Services, LLC
9800 Kincey Ave. Suite 100
Huntersville, NC 28078
(704)875-9092

QUALITY CONTROL DATA

Project: CPC Huntersville-60674226
Pace Project No.: 92585560

METHOD BLANK: 3536092 Matrix: Water
Associated Lab Samples: 92585560002, 92585560005, 92585560007, 92585560008, 92585560009, 92585560011, 92585560012

Parameter	Units	Blank Result	Reporting Limit	MDL	Analyzed	Qualifiers
Ethylbenzene	ug/L	ND	0.50	0.30	02/03/22 03:05	
Hexachloro-1,3-butadiene	ug/L	ND	2.0	1.5	02/03/22 03:05	
Isopropylbenzene (Cumene)	ug/L	ND	0.50	0.33	02/03/22 03:05	
m&p-Xylene	ug/L	ND	1.0	0.71	02/03/22 03:05	
Methyl-tert-butyl ether	ug/L	ND	0.50	0.42	02/03/22 03:05	
Methylene Chloride	ug/L	ND	2.0	2.0	02/03/22 03:05	
n-Butylbenzene	ug/L	ND	0.50	0.49	02/03/22 03:05	
n-Propylbenzene	ug/L	ND	0.50	0.34	02/03/22 03:05	
Naphthalene	ug/L	ND	2.0	0.64	02/03/22 03:05	
o-Xylene	ug/L	ND	0.50	0.34	02/03/22 03:05	
sec-Butylbenzene	ug/L	ND	0.50	0.40	02/03/22 03:05	
Styrene	ug/L	ND	0.50	0.29	02/03/22 03:05	
tert-Butylbenzene	ug/L	ND	0.50	0.32	02/03/22 03:05	
Tetrachloroethene	ug/L	ND	0.50	0.29	02/03/22 03:05	
Toluene	ug/L	ND	0.50	0.48	02/03/22 03:05	
trans-1,2-Dichloroethene	ug/L	ND	0.50	0.40	02/03/22 03:05	
trans-1,3-Dichloropropene	ug/L	ND	0.50	0.36	02/03/22 03:05	
Trichloroethene	ug/L	ND	0.50	0.38	02/03/22 03:05	
Trichlorofluoromethane	ug/L	ND	1.0	0.30	02/03/22 03:05	
Vinyl chloride	ug/L	ND	1.0	0.39	02/03/22 03:05	
1,2-Dichloroethane-d4 (S)	%	98	70-130		02/03/22 03:05	
4-Bromofluorobenzene (S)	%	101	70-130		02/03/22 03:05	
Toluene-d8 (S)	%	98	70-130		02/03/22 03:05	

LABORATORY CONTROL SAMPLE: 3536093

Parameter	Units	Spike Conc.	LCS Result	LCS % Rec	% Rec Limits	Qualifiers
1,1,1,2-Tetrachloroethane	ug/L	50	46.2	92	60-140	
1,1,1-Trichloroethane	ug/L	50	39.6	79	60-140	
1,1,2,2-Tetrachloroethane	ug/L	50	44.4	89	60-140	
1,1,2-Trichloroethane	ug/L	50	44.3	89	60-140	
1,1-Dichloroethane	ug/L	50	39.5	79	60-140	
1,1-Dichloroethene	ug/L	50	38.8	78	60-140	
1,1-Dichloropropene	ug/L	50	41.4	83	60-140	
1,2,3-Trichlorobenzene	ug/L	50	50.2	100	60-140	
1,2,3-Trichloropropane	ug/L	50	46.9	94	60-140	
1,2,4-Trichlorobenzene	ug/L	50	49.5	99	60-140	
1,2,4-Trimethylbenzene	ug/L	50	42.9	86	60-140	
1,2-Dibromo-3-chloropropane	ug/L	50	48.1	96	60-140	
1,2-Dibromoethane (EDB)	ug/L	50	45.3	91	60-140	
1,2-Dichlorobenzene	ug/L	50	46.3	93	60-140	
1,2-Dichloroethane	ug/L	50	40.3	81	60-140	
1,2-Dichloropropane	ug/L	50	42.9	86	60-140	
1,3,5-Trimethylbenzene	ug/L	50	44.6	89	60-140	

Results presented on this page are in the units indicated by the "Units" column except where an alternate unit is presented to the right of the result.

REPORT OF LABORATORY ANALYSIS

This report shall not be reproduced, except in full,
without the written consent of Pace Analytical Services, LLC.

Pace Analytical Services, LLC
9800 Kincey Ave. Suite 100
Huntersville, NC 28078
(704)875-9092

QUALITY CONTROL DATA

Project: CPC Huntersville-60674226
Pace Project No.: 92585560

LABORATORY CONTROL SAMPLE: 3536093

Parameter	Units	Spike Conc.	LCS Result	LCS % Rec	% Rec Limits	Qualifiers
1,3-Dichlorobenzene	ug/L	50	46.0	92	60-140	
1,3-Dichloropropane	ug/L	50	46.0	92	60-140	
1,4-Dichlorobenzene	ug/L	50	45.8	92	60-140	
2,2-Dichloropropane	ug/L	50	37.8	76	60-140	IL
2-Chlorotoluene	ug/L	50	45.2	90	60-140	
4-Chlorotoluene	ug/L	50	43.2	86	60-140	
Benzene	ug/L	50	43.0	86	60-140	
Bromobenzene	ug/L	50	48.1	96	60-140	
Bromochloromethane	ug/L	50	41.8	84	60-140	
Bromodichloromethane	ug/L	50	42.8	86	60-140	
Bromoform	ug/L	50	46.8	94	60-140	
Bromomethane	ug/L	50	54.0	108	60-140	
Carbon tetrachloride	ug/L	50	43.7	87	60-140	
Chlorobenzene	ug/L	50	44.6	89	60-140	
Chloroethane	ug/L	50	37.4	75	60-140	
Chloroform	ug/L	50	43.1	86	60-140	
Chloromethane	ug/L	50	42.7	85	60-140	
cis-1,2-Dichloroethene	ug/L	50	40.9	82	60-140	
cis-1,3-Dichloropropene	ug/L	50	44.9	90	60-140	
Dibromochloromethane	ug/L	50	42.5	85	60-140	
Dibromomethane	ug/L	50	46.2	92	60-140	
Dichlorodifluoromethane	ug/L	50	56.0	112	60-140	
Diisopropyl ether	ug/L	50	36.0	72	60-140	
Ethylbenzene	ug/L	50	44.0	88	60-140	
Hexachloro-1,3-butadiene	ug/L	50	48.3	97	60-140	
Isopropylbenzene (Cumene)	ug/L	50	44.6	89	60-140	
m&p-Xylene	ug/L	100	87.4	87	60-140	
Methyl-tert-butyl ether	ug/L	50	42.4	85	60-140	
Methylene Chloride	ug/L	50	37.8	76	60-140	
n-Butylbenzene	ug/L	50	42.6	85	60-140	
n-Propylbenzene	ug/L	50	43.6	87	60-140	
Naphthalene	ug/L	50	49.6	99	60-140	
o-Xylene	ug/L	50	44.7	89	60-140	
sec-Butylbenzene	ug/L	50	44.0	88	60-140	
Styrene	ug/L	50	45.8	92	60-140	
tert-Butylbenzene	ug/L	50	37.8	76	60-140	
Tetrachloroethene	ug/L	50	43.5	87	60-140	
Toluene	ug/L	50	42.5	85	60-140	
trans-1,2-Dichloroethene	ug/L	50	39.7	79	60-140	
trans-1,3-Dichloropropene	ug/L	50	44.8	90	60-140	
Trichloroethene	ug/L	50	45.4	91	60-140	
Trichlorofluoromethane	ug/L	50	38.2	76	60-140	
Vinyl chloride	ug/L	50	44.4	89	60-140	
1,2-Dichloroethane-d4 (S)	%			100	70-130	
4-Bromofluorobenzene (S)	%			96	70-130	
Toluene-d8 (S)	%			98	70-130	

Results presented on this page are in the units indicated by the "Units" column except where an alternate unit is presented to the right of the result.

REPORT OF LABORATORY ANALYSIS

This report shall not be reproduced, except in full,
without the written consent of Pace Analytical Services, LLC.

Pace Analytical Services, LLC
9800 Kincey Ave. Suite 100
Huntersville, NC 28078
(704)875-9092

QUALITY CONTROL DATA

Project: CPC Huntersville-60674226
Pace Project No.: 92585560

MATRIX SPIKE & MATRIX SPIKE DUPLICATE: 3536094 3536095

Parameter	Units	92585186008 Result	MS Spike Conc.	MSD Spike Conc.	MS Result	MSD Result	MS % Rec	MSD % Rec	% Rec Limits	RPD	Max RPD	Qual
1,1,1,2-Tetrachloroethane	ug/L	ND	400	400	451	452	113	113	60-140	0	30	
1,1,1-Trichloroethane	ug/L	ND	400	400	383	378	96	95	60-140	1	30	
1,1,2,2-Tetrachloroethane	ug/L	ND	400	400	443	431	111	108	60-140	3	30	
1,1,2-Trichloroethane	ug/L	ND	400	400	389	394	97	98	60-140	1	30	
1,1-Dichloroethane	ug/L	ND	400	400	380	373	95	93	60-140	2	30	
1,1-Dichloroethene	ug/L	ND	400	400	386	373	97	93	60-140	3	30	
1,1-Dichloropropene	ug/L	ND	400	400	407	403	102	101	60-140	1	30	
1,2,3-Trichlorobenzene	ug/L	ND	400	400	448	458	112	115	60-140	2	30	
1,2,3-Trichloropropane	ug/L	ND	400	400	431	422	108	106	60-140	2	30	
1,2,4-Trichlorobenzene	ug/L	ND	400	400	458	461	114	115	60-140	1	30	
1,2,4-Trimethylbenzene	ug/L	928	400	400	1460	1410	132	120	60-140	3	30	
1,2-Dibromo-3-chloropropane	ug/L	ND	400	400	415	401	104	100	60-140	3	30	
1,2-Dibromoethane (EDB)	ug/L	ND	400	400	423	420	106	105	60-140	1	30	
1,2-Dichlorobenzene	ug/L	ND	400	400	445	436	111	109	60-140	2	30	
1,2-Dichloroethane	ug/L	ND	400	400	369	357	92	89	60-140	3	30	
1,2-Dichloropropane	ug/L	ND	400	400	406	400	101	100	60-140	2	30	
1,3,5-Trimethylbenzene	ug/L	272	400	400	743	726	118	113	60-140	2	30	
1,3-Dichlorobenzene	ug/L	ND	400	400	448	438	112	110	60-140	2	30	
1,3-Dichloropropane	ug/L	ND	400	400	438	427	110	107	60-140	3	30	
1,4-Dichlorobenzene	ug/L	ND	400	400	449	439	112	110	60-140	2	30	
2,2-Dichloropropane	ug/L	ND	400	400	327	314	82	78	60-140	4	30	IL
2-Chlorotoluene	ug/L	ND	400	400	557	540	139	135	60-140	3	30	
4-Chlorotoluene	ug/L	ND	400	400	423	415	106	104	60-140	2	30	
Benzene	ug/L	256	400	400	682	665	107	102	60-140	3	30	
Bromobenzene	ug/L	ND	400	400	466	458	117	115	60-140	2	30	
Bromochloromethane	ug/L	ND	400	400	383	378	96	94	60-140	1	30	
Bromodichloromethane	ug/L	ND	400	400	389	392	97	98	60-140	1	30	
Bromoform	ug/L	ND	400	400	401	399	100	100	60-140	1	30	
Bromomethane	ug/L	ND	400	400	440	483	110	121	60-140	9	30	
Carbon tetrachloride	ug/L	ND	400	400	434	428	108	107	60-140	1	30	
Chlorobenzene	ug/L	ND	400	400	447	441	112	110	60-140	1	30	
Chloroethane	ug/L	ND	400	400	474	453	119	113	60-140	5	30	
Chloroform	ug/L	ND	400	400	408	385	102	96	60-140	6	30	
Chloromethane	ug/L	ND	400	400	383	379	96	95	60-140	1	30	
cis-1,2-Dichloroethene	ug/L	ND	400	400	384	379	96	95	60-140	1	30	
cis-1,3-Dichloropropene	ug/L	ND	400	400	399	394	100	99	60-140	1	30	
Dibromochloromethane	ug/L	ND	400	400	395	389	99	97	60-140	1	30	
Dibromomethane	ug/L	ND	400	400	410	408	103	102	60-140	1	30	
Dichlorodifluoromethane	ug/L	ND	400	400	539	530	135	133	60-140	2	30	
Diisopropyl ether	ug/L	63.7	400	400	404	398	85	83	60-140	2	30	
Ethylbenzene	ug/L	353	400	400	819	802	117	112	60-140	2	30	
Hexachloro-1,3-butadiene	ug/L	ND	400	400	515	487	129	122	60-140	6	30	
Isopropylbenzene (Cumene)	ug/L	42.9	400	400	503	493	115	112	60-140	2	30	
m&p-Xylene	ug/L	2360	800	800	3300	3260	118	112	60-140	1	30	

Results presented on this page are in the units indicated by the "Units" column except where an alternate unit is presented to the right of the result.

REPORT OF LABORATORY ANALYSIS

This report shall not be reproduced, except in full,
without the written consent of Pace Analytical Services, LLC.

Pace Analytical Services, LLC
9800 Kincey Ave. Suite 100
Huntersville, NC 28078
(704)875-9092

QUALITY CONTROL DATA

Project: CPC Huntersville-60674226
Pace Project No.: 92585560

MATRIX SPIKE & MATRIX SPIKE DUPLICATE: 3536094 3536095

Parameter	Units	92585186008 Result	MS Spike Conc.	MSD Spike Conc.	MS Result	MSD Result	MS % Rec	MSD % Rec	% Rec Limits	RPD	Max RPD	Qual
Methyl-tert-butyl ether	ug/L	ND	400	400	362	363	91	91	60-140	0	30	
Methylene Chloride	ug/L	ND	400	400	356	349	89	87	60-140	2	30	
n-Butylbenzene	ug/L	21.1	400	400	457	452	109	108	60-140	1	30	
n-Propylbenzene	ug/L	62.5	400	400	507	491	111	107	60-140	3	30	
Naphthalene	ug/L	550	400	400	1050	1030	124	121	60-140	1	30	
o-Xylene	ug/L	1280	400	400	1800	1750	130	118	60-140	3	30	
sec-Butylbenzene	ug/L	ND	400	400	466	463	116	116	60-140	1	30	
Styrene	ug/L	ND	400	400	458	451	115	113	60-140	2	30	
tert-Butylbenzene	ug/L	ND	400	400	399	389	100	97	60-140	2	30	
Tetrachloroethene	ug/L	ND	400	400	449	438	112	110	60-140	3	30	
Toluene	ug/L	1600	400	400	2050	2020	111	105	60-140	1	30	
trans-1,2-Dichloroethene	ug/L	ND	400	400	390	377	97	94	60-140	3	30	
trans-1,3-Dichloropropene	ug/L	ND	400	400	387	383	97	96	60-140	1	30	
Trichloroethene	ug/L	ND	400	400	432	438	108	110	60-140	1	30	
Trichlorofluoromethane	ug/L	ND	400	400	407	402	102	100	60-140	1	30	
Vinyl chloride	ug/L	ND	400	400	426	417	107	104	60-140	2	30	
1,2-Dichloroethane-d4 (S)	%						92	94	70-130			
4-Bromofluorobenzene (S)	%						96	96	70-130			
Toluene-d8 (S)	%						97	97	70-130			

Results presented on this page are in the units indicated by the "Units" column except where an alternate unit is presented to the right of the result.

REPORT OF LABORATORY ANALYSIS

This report shall not be reproduced, except in full,
without the written consent of Pace Analytical Services, LLC.

Pace Analytical Services, LLC
9800 Kincey Ave. Suite 100
Huntersville, NC 28078
(704)875-9092

QUALIFIERS

Project: CPC Huntersville-60674226
Pace Project No.: 92585560

DEFINITIONS

DF - Dilution Factor, if reported, represents the factor applied to the reported data due to dilution of the sample aliquot.

ND - Not Detected at or above adjusted reporting limit.

TNTC - Too Numerous To Count

J - Estimated concentration above the adjusted method detection limit and below the adjusted reporting limit.

MDL - Adjusted Method Detection Limit.

PQL - Practical Quantitation Limit.

RL - Reporting Limit - The lowest concentration value that meets project requirements for quantitative data with known precision and bias for a specific analyte in a specific matrix.

S - Surrogate

1,2-Diphenylhydrazine decomposes to and cannot be separated from Azobenzene using Method 8270. The result for each analyte is a combined concentration.

Consistent with EPA guidelines, unrounded data are displayed and have been used to calculate % recovery and RPD values.

LCS(D) - Laboratory Control Sample (Duplicate)

MS(D) - Matrix Spike (Duplicate)

DUP - Sample Duplicate

RPD - Relative Percent Difference

NC - Not Calculable.

SG - Silica Gel - Clean-Up

U - Indicates the compound was analyzed for, but not detected.

Acid preservation may not be appropriate for 2 Chloroethylvinyl ether.

A separate vial preserved to a pH of 4-5 is recommended in SW846 Chapter 4 for the analysis of Acrolein and Acrylonitrile by EPA Method 8260.

N-Nitrosodiphenylamine decomposes and cannot be separated from Diphenylamine using Method 8270. The result reported for each analyte is a combined concentration.

Reported results are not rounded until the final step prior to reporting. Therefore, calculated parameters that are typically reported as "Total" may vary slightly from the sum of the reported component parameters.

Pace Analytical is TNI accredited. Contact your Pace PM for the current list of accredited analytes.

TNI - The NELAC Institute.

ANALYTE QUALIFIERS

IH	This analyte exceeded secondary source verification criteria high for the initial calibration. The reported results should be considered an estimated value.
IL	This analyte exceeded secondary source verification criteria low for the initial calibration. The reported results should be considered an estimated value.
L1	Analyte recovery in the laboratory control sample (LCS) was above QC limits. Results for this analyte in associated samples may be biased high.
M1	Matrix spike recovery exceeded QC limits. Batch accepted based on laboratory control sample (LCS) recovery.
N2	The lab does not hold NELAC/TNI accreditation for this parameter but other accreditations/certifications may apply. A complete list of accreditations/certifications is available upon request.

This report shall not be reproduced, except in full,
without the written consent of Pace Analytical Services, LLC.

Pace Analytical Services, LLC
9800 Kincey Ave. Suite 100
Huntersville, NC 28078
(704)875-9092

QUALITY CONTROL DATA CROSS REFERENCE TABLE

Project: CPC Huntersville-60674226
Pace Project No.: 92585560

Lab ID	Sample ID	QC Batch Method	QC Batch	Analytical Method	Analytical Batch
92585560001	**MW-62D**	MADEP VPH	675628		
92585560002	**MW-86**	MADEP VPH	675628		
92585560004	**MW-76**	MADEP VPH	675628		
92585560005	**MW-73**	MADEP VPH	675628		
92585560006	**MW-60**	MADEP VPH	675628		
92585560007	**MW-46**	MADEP VPH	675628		
92585560008	**MW-08**	MADEP VPH	675628		
92585560009	**EB-2-20220201**	MADEP VPH	675628		
92585560010	**DUP-2-20220201**	MADEP VPH	675628		
92585560011	**FB-1-20220201**	MADEP VPH	675628		
92585560001	**MW-62D**	EPA 3010A	675531	EPA 6010D	675675
92585560002	**MW-86**	EPA 3010A	675531	EPA 6010D	675675
92585560004	**MW-76**	EPA 3010A	675531	EPA 6010D	675675
92585560005	**MW-73**	EPA 3010A	675531	EPA 6010D	675675
92585560006	**MW-60**	EPA 3010A	675531	EPA 6010D	675675
92585560007	**MW-46**	EPA 3010A	675531	EPA 6010D	675675
92585560008	**MW-08**	EPA 3010A	675531	EPA 6010D	675675
92585560009	**EB-2-20220201**	EPA 3010A	675531	EPA 6010D	675675
92585560010	**DUP-2-20220201**	EPA 3010A	675531	EPA 6010D	675675
92585560001	**MW-62D**	SM 6200B	675473		
92585560002	**MW-86**	SM 6200B	675606		
92585560004	**MW-76**	SM 6200B	675473		
92585560005	**MW-73**	SM 6200B	675606		
92585560006	**MW-60**	SM 6200B	675473		
92585560007	**MW-46**	SM 6200B	675606		
92585560008	**MW-08**	SM 6200B	675606		
92585560009	**EB-2-20220201**	SM 6200B	675606		
92585560010	**DUP-2-20220201**	SM 6200B	675604		
92585560011	**FB-1-20220201**	SM 6200B	675606		
92585560012	**TRIP BLANK**	SM 6200B	675606		

This report shall not be reproduced, except in full,
without the written consent of Pace Analytical Services, LLC.

Pace Analytical®	Document Name: Sample Condition Upon Receipt (SCUR)	Document Revised: November 15, 2021 Page 1 of 2
	Document No.: F-CAR-CS-033-Rev.08	Issuing Authority: Pace Carolinas Quality Office

Laboratory receiving samples:
Asheville ☐ Eden ☐ Greenwood ☐ Huntersville ☒ Raleigh ☐ Mechanicsville ☐ Atlanta ☐ Kernersville ☐

Sample Condition Upon Receipt

Client Name: AECOM

Project #: WO# : 92585560

92585560

Courier: ☐ Commercial ☐ Fed Ex ☐ Pace ☐ UPS ☐ USPS ☐ Other:____ ☒ Client

Custody Seal Present? ☐ Yes ☒ No Seals Intact? ☐ Yes ☒ No

Date/Initials Person Examining Contents: 7-1-22 SC

Packing Material: ☒ Bubble Wrap ☒ Bubble Bags ☐ None ☐ Other

Thermometer: ☒ IR Gun ID: 92T064

Type of Ice: ☒ Wet ☐ Blue ☐ None

Biological Tissue Frozen? ☐ Yes ☐ No ☒ N/A

Cooler Temp: 1.6, 4.9, 3.1, 4.3

Correction Factor: Add/Subtract (°C) 0.0

Cooler Temp Corrected (°C): 1.6, 4.9, 3.1, 4.3

Temp should be above freezing to 6°C
☐ Samples out of temp criteria. Samples on ice, cooling process has begun

USDA Regulated Soil (☒ N/A, water sample)

Did samples originate in a quarantine zone within the United States: CA, NY, or SC (check maps)? ☐ Yes ☐ No

Did samples originate from a foreign source (internationally, including Hawaii and Puerto Rico)? ☐ Yes ☐ No

				Comments/Discrepancy:
Chain of Custody Present?	☒ Yes	☐ No	☐ N/A	1.
Samples Arrived within Hold Time?	☒ Yes	☐ No	☐ N/A	2.
Short Hold Time Analysis (<72 hr.)?	☐ Yes	☒ No	☐ N/A	3.
Rush Turn Around Time Requested?	☐ Yes	☒ No	☐ N/A	4.
Sufficient Volume?	☒ Yes	☐ No	☐ N/A	5.
Correct Containers Used?	☒ Yes	☐ No	☐ N/A	6.
-Pace Containers Used?	☒ Yes	☐ No	☐ N/A	
Containers Intact?	☒ Yes	☐ No	☐ N/A	7.
Dissolved analysis: Samples Field Filtered?	☐ Yes	☐ No	☒ N/A	8.
Sample Labels Match COC?	☒ Yes	☐ No	☐ N/A	9.
-Includes Date/Time/ID/Analysis Matrix: WT				
Headspace in VOA Vials (>5-6mm)?	☐ Yes	☒ No	☐ N/A	10.
Trip Blank Present?	☒ Yes	☐ No	☐ N/A	11.
Trip Blank Custody Seals Present?	☒ Yes	☐ No	☐ N/A	

COMMENTS/SAMPLE DISCREPANCY

Field Data Required? ☐ Yes ☐ No

Lot ID of split containers:

CLIENT NOTIFICATION/RESOLUTION

Person contacted: _____ Date/Time: _____

Project Manager SCURF Review: _____ Date: _____

Project Manager SRF Review: _____ Date: _____

***Check mark top half of box if pH and/or dechlorination is verified and within the acceptance range for preservation samples.**

Exceptions: VOA, Coliform, TOC, Oil and Grease, DRO/8015 (water) DOC, LLHg

****Bottom half of box is to list number of bottles**

Project # WO#: 92585560

PM: BV Due Date: 02/04/22

CLIENT: 92-AECOM CHA

Item#	BP4U-125 mL Plastic Unpreserved (N/A) (Cl-)	BP3U-250 mL Plastic Unpreserved (N/A)	BP2U-500 mL Plastic Unpreserved (N/A)	BP1U-1 liter Plastic Unpreserved (N/A)	BP4S-125 mL Plastic H2SO4 (pH < 2) (Cl-)	BP3N-250 mL plastic HNO3 (pH < 2)	BP4Z-125 mL Plastic ZN Acetate & NaOH (>9)	BP4B-125 mL Plastic NaOH (pH > 12) (Cl-)	WGFU-Wide-mouthed Glass jar Unpreserved	AG1U-1 liter Amber Unpreserved (N/A) (Cl-)	AG1H-1 liter Amber HCl (pH < 2)	AG3U-250 mL Amber Unpreserved (N/A) (Cl-)	AG1S-1 liter Amber H2SO4 (pH < 2)	AG3S-250 mL Amber H2SO4 (pH < 2)	AG3A(DG3A)-250 mL Amber NH4Cl (N/A)(Cl-)	DG9H-40 mL VOA HCl (N/A)	VG9T-40 mL VOA Na2S2O3 (N/A)	VG9U-40 mL VOA Unpreserved (N/A)	DG9P-40 mL VOA H3PO4 (N/A)	VOAK (3 vials per kit)-5035 kit (N/A)	V/GK (3 vials per kit)-VPH/Gas kit (N/A)	SP5T-125 mL Sterile Plastic (N/A – lab)	SP2T-250 mL Sterile Plastic (N/A – lab)		BP3A-250 mL Plastic (NH2)2SO4 (9.3-9.7)	AG0U-100 mL Amber Unpreserved vials (N/A)	VSGU-20 mL Scintillation vials (N/A)	DG9U-40 mL Amber Unpreserved vials (N/A)
1																7													
2																7													
3																7													
4																7													
5																7													
6																7													
7																7													
8																7													
9																7													
10																7													
11																7													
12																2													

pH Adjustment Log for Preserved Samples

Sample ID	Type of Preservative	pH upon receipt	Date preservation adjusted	Time preservation adjusted	Amount of Preservative added	Lot #

Note: Whenever there is a discrepancy affecting North Carolina compliance samples, a copy of this form will be sent to the North Carolina DEHNR Certification Office (I.e. Out of hold, incorrect preservative, out of temp, incorrect containers.

Pink

Pace Analytical
WWW.PACELABS.COM

CHAIN-OF-CUSTODY / Analytical Request Document

The Chain-of-Custody is a LEGAL DOCUMENT. All relevant fields must be completed accurately.

Submitting a sample via this chain of custody constitutes acknowledgment and acceptance of the Pace Terms and Conditions found at https://info.pacelabs.com/hubfs/pas-standard-terms.pdf.

Section A Required Client Information:		Section B Required Project Information:		Section C Invoice Information:	
Company:	AECOM	Report To:	Andy Wreschnig	Attention:	
Address:	6000 Fairview Road	Copy To:		Company Name:	
Suite 200, Charlotte, NC 28210				Address:	
Email:	andrew.wreschnig@aecom.com	Purchase Order #:		Pace Quote:	60639876
Phone:	(704)716-0757 Fax	Project Name:	CPC Huntersville-60639876	Pace Project Manager:	bonnie.vang@pacelabs.com,
Requested Due Date:	3-Day TAT	Project #:		Pace Profile #:	8458

Regulatory Agency

State / Location: NC

ITEM #	SAMPLE ID (One Character per box. (A-Z, 0-9 / , -) Sample Ids must be unique)	MATRIX CODE (see valid codes to left)	SAMPLE TYPE (G=GRAB C=COMP)	COLLECTED START DATE	COLLECTED START TIME	COLLECTED END DATE	COLLECTED END TIME	SAMPLE TEMP AT COLLECTION	# OF CONTAINERS	Preservatives: Unpreserved	H2SO4	HNO3	HCl	NaOH	Na2S2O3	Methanol	Other	Requested Analysis Filtered (Y/N) Y/N	Analyses Test: 6200B	VPH	6010-Pb	n-butanol by 8015	Trip BLANK	DI Water	Residual Chlorine (Y/N)	#2585560
1	MW-62D	WT	G	2/1/22	1040				8			X	X						X	X	X					01
2	MW-86	"	"	"	1200				"			"	"						"	"	"					02
3	MW-31	"	"	"	1410				"			"	"						"	"	"					03
4	MW-76	"	"	"	1310				"			"	"						"	"	"					04
5	MW-73	"	"	"	1340				"			"	"						"	"	"					05
6	MW-60	"	"	"	1520				"			"	"						"	"	"					06
7	MW-46	"	"	"	1550				"			"	"						"	"	"					07
8	MW-08	"	"	"	1535				"			"	"						"	"	"					08
9	FB-1-20220201	"	"	"	1540				7				X						X	X						11
10	EB-2-20220201	"	"	"	1600				8			X	X						X	X	X					09
11	DUP-2-20220201	"	"	"	--				8			X	X						X	X	X					10
12	Trip Blank	Lab	Provided						2													X				12

ADDITIONAL COMMENTS	RELINQUISHED BY / AFFILIATION	DATE	TIME	ACCEPTED BY / AFFILIATION	DATE	TIME	SAMPLE CONDITIONS: TEMP in C	Received on Ice (Y/N)	Custody Sealed Cooler (Y/N)	Samples Intact (Y/N)
3-Day TAT	Mike de Kozlowski / AECOM	2/1/22	1700	KH Pace HVL	2/1/22	1720	3.1	Y	N	Y

SAMPLER NAME AND SIGNATURE

PRINT Name of SAMPLER: Mike de Kozlowski

SIGNATURE of SAMPLER: Mike de Kozlowski DATE Signed: 2/1/22

Pace Analytical Services, LLC
9800 Kincey Ave. Suite 100
Huntersville, NC 28078
(704)875-9092

February 07, 2022

Andrew Wreschnig
AECOM
6000 Fairview Road
Suite 200
Charlotte, NC 28210

RE: Project: CPC Huntersville-60674226
Pace Project No.: 92585562

Dear Andrew Wreschnig:

Enclosed are the analytical results for sample(s) received by the laboratory on February 01, 2022. The results relate only to the samples included in this report. Results reported herein conform to the applicable TNI/NELAC Standards and the laboratory's Quality Manual, where applicable, unless otherwise noted in the body of the report.

The test results provided in this final report were generated by each of the following laboratories within the Pace Network:

- Pace Analytical Services - Asheville
- Pace Analytical Services - Charlotte

If you have any questions concerning this report, please feel free to contact me.

Sincerely,

Bonnie Vang
bonnie.vang@pacelabs.com
(704)875-9092
Project Manager

Enclosures

cc: Teresa Amentt Jennings, AECOM
Jeff Morrison, Colonial Pipeline Company

This report shall not be reproduced, except in full,
without the written consent of Pace Analytical Services, LLC.

Pace Analytical Services, LLC
9800 Kincey Ave. Suite 100
Huntersville, NC 28078
(704)875-9092

CERTIFICATIONS

Project: CPC Huntersville-60674226
Pace Project No.: 92585562

Pace Analytical Services Charlotte

South Carolina Laboratory ID: 99006
9800 Kincey Ave. Ste 100, Huntersville, NC 28078
North Carolina Drinking Water Certification #: 37706
North Carolina Field Services Certification #: 5342
North Carolina Wastewater Certification #: 12
South Carolina Laboratory ID: 99006
South Carolina Certification #: 99006001
South Carolina Drinking Water Cert. #: 99006003
Florida/NELAP Certification #: E87627
Kentucky UST Certification #: 84
Louisiana DoH Drinking Water #: LA029
Virginia/VELAP Certification #: 460221

Pace Analytical Services Asheville

2225 Riverside Drive, Asheville, NC 28804
Florida/NELAP Certification #: E87648
North Carolina Drinking Water Certification #: 37712
North Carolina Wastewater Certification #: 40
South Carolina Laboratory ID: 99030
South Carolina Certification #: 99030001
Virginia/VELAP Certification #: 460222

This report shall not be reproduced, except in full,
without the written consent of Pace Analytical Services, LLC.

Pace Analytical Services, LLC
9800 Kincey Ave. Suite 100
Huntersville, NC 28078
(704)875-9092

SAMPLE SUMMARY

Project: CPC Huntersville-60674226
Pace Project No.: 92585562

Lab ID	Sample ID	Matrix	Date Collected	Date Received
92585562001	**MW-28**	Water	02/01/22 10:10	02/01/22 17:00
92585562002	**DUP-1-20220201**	Water	02/01/22 00:00	02/01/22 17:00
92585562003	**MW-81D**	Water	02/01/22 12:10	02/01/22 17:00
92585562004	**MW-79**	Water	02/01/22 12:05	02/01/22 17:00
92585562005	**MW-77**	Water	02/01/22 13:05	02/01/22 17:00
92585562006	**MW-17**	Water	02/01/22 12:35	02/01/22 17:00
92585562007	**MW-31D**	Water	02/01/22 13:40	02/01/22 17:00
92585562008	**MW-83**	Water	02/01/22 14:35	02/01/22 17:00
92585562009	**MW-79D**	Water	02/01/22 13:30	02/01/22 17:00
92585562010	**MW-31**	Water	02/01/22 14:10	02/01/22 17:00
92585562011	**MW-19**	Water	02/01/22 15:15	02/01/22 17:00
92585562012	**MW-81**	Water	02/01/22 15:15	02/01/22 17:00
92585562013	**MW-82**	Water	02/01/22 15:55	02/01/22 17:00
92585562014	**MW-16D**	Water	02/01/22 15:45	02/01/22 17:00
92585562016	**MW-84**	Water	02/01/22 15:50	02/01/22 17:00
92585562017	**MW-21**	Water	02/01/22 16:30	02/01/22 17:00
92585562018	**EB-1-20220201**	Water	02/01/22 16:45	02/01/22 17:00
92585562019	**FB-2-20220201**	Water	02/01/22 16:00	02/01/22 17:00
92585562020	**TRIP BLANK**	Water	02/01/22 00:00	02/01/22 17:00
92585560003	**MW-23**	Water	02/01/22 15:20	02/01/22 17:00

This report shall not be reproduced, except in full,
without the written consent of Pace Analytical Services, LLC.

Pace Analytical Services, LLC
9800 Kincey Ave. Suite 100
Huntersville, NC 28078
(704)875-9092

SAMPLE ANALYTE COUNT

Project: CPC Huntersville-60674226
Pace Project No.: 92585562

Lab ID	Sample ID	Method	Analysts	Analytes Reported	Laboratory
92585562001	**MW-28**	MADEP VPH	MAD	6	PASI-C
		EPA 6010D	RDT	1	PASI-A
		SM 6200B	BSH	63	PASI-C
92585562002	**DUP-1-20220201**	MADEP VPH	MAD	6	PASI-C
		EPA 6010D	RDT	1	PASI-A
		SM 6200B	BSH	63	PASI-C
92585562003	**MW-81D**	MADEP VPH	MAD	6	PASI-C
		EPA 6010D	RDT	1	PASI-A
		SM 6200B	SAS	63	PASI-C
92585562004	**MW-79**	MADEP VPH	MAD	6	PASI-C
		EPA 6010D	RDT	1	PASI-A
		SM 6200B	BSH	63	PASI-C
92585562005	**MW-77**	MADEP VPH	MAD	6	PASI-C
		EPA 6010D	RDT	1	PASI-A
		SM 6200B	BSH	63	PASI-C
92585562006	**MW-17**	MADEP VPH	MAD	6	PASI-C
		EPA 6010D	RDT	1	PASI-A
		SM 6200B	BSH	63	PASI-C
92585562007	**MW-31D**	MADEP VPH	MAD	6	PASI-C
		EPA 6010D	RDT	1	PASI-A
		SM 6200B	BSH	63	PASI-C
92585562008	**MW-83**	MADEP VPH	MAD	6	PASI-C
		EPA 6010D	RDT	1	PASI-A
		SM 6200B	BSH	63	PASI-C
92585562009	**MW-79D**	MADEP VPH	MAD	6	PASI-C
		EPA 6010D	RDT	1	PASI-A
		SM 6200B	BSH	63	PASI-C
92585562010	**MW-31**	MADEP VPH	MAD	6	PASI-C
		EPA 6010D	RDT	1	PASI-A
		SM 6200B	BSH	63	PASI-C
92585562011	**MW-19**	MADEP VPH	MAD	6	PASI-C
		EPA 6010D	RDT	1	PASI-A
		SM 6200B	SAS	63	PASI-C
92585562012	**MW-81**	MADEP VPH	MAD	6	PASI-C
		EPA 6010D	RDT	1	PASI-A
		SM 6200B	SAS	63	PASI-C
92585562013	**MW-82**	MADEP VPH	MAD	6	PASI-C

This report shall not be reproduced, except in full,
without the written consent of Pace Analytical Services, LLC.

Pace Analytical Services, LLC
9800 Kincey Ave. Suite 100
Huntersville, NC 28078
(704)875-9092

SAMPLE ANALYTE COUNT

Project: CPC Huntersville-60674226
Pace Project No.: 92585562

Lab ID	Sample ID	Method	Analysts	Analytes Reported	Laboratory
		EPA 6010D	RDT	1	PASI-A
		SM 6200B	SAS	63	PASI-C
92585562014	**MW-16D**	MADEP VPH	MAD	6	PASI-C
		EPA 6010D	RDT	1	PASI-A
		SM 6200B	SAS	63	PASI-C
92585562016	**MW-84**	MADEP VPH	MAD	6	PASI-C
		EPA 6010D	RDT	1	PASI-A
		SM 6200B	SAS	63	PASI-C
92585562017	**MW-21**	MADEP VPH	MAD	6	PASI-C
		EPA 6010D	RDT	1	PASI-A
		SM 6200B	SAS	63	PASI-C
92585562018	**EB-1-20220201**	MADEP VPH	MAD	6	PASI-C
		EPA 6010D	RDT	1	PASI-A
		SM 6200B	SAS	63	PASI-C
92585562019	**FB-2-20220201**	MADEP VPH	MAD	6	PASI-C
		SM 6200B	SAS	63	PASI-C
92585562020	**TRIP BLANK**	SM 6200B	SAS	63	PASI-C
92585560003	**MW-23**	MADEP VPH	MAD	6	PASI-C
		EPA 6010D	RDT	1	PASI-A
		SM 6200B	BSH	63	PASI-C

PASI-A = Pace Analytical Services - Asheville
PASI-C = Pace Analytical Services - Charlotte

This report shall not be reproduced, except in full,
without the written consent of Pace Analytical Services, LLC.

Pace Analytical Services, LLC
9800 Kincey Ave. Suite 100
Huntersville, NC 28078
(704)875-9092

ANALYTICAL RESULTS

Project: CPC Huntersville-60674226
Pace Project No.: 92585562

Sample: MW-28 **Lab ID: 92585562001** Collected: 02/01/22 10:10 Received: 02/01/22 17:00 Matrix: Water

Parameters	Results	Units	Report Limit	MDL	DF	Prepared	Analyzed	CAS No.	Qual
VPH NC Water	Analytical Method: MADEP VPH Pace Analytical Services - Charlotte								
Total VPH (C5-C12)	ND	ug/L	50.0	50.0	1		02/02/22 22:30		N2
Aliphatic (C05-C08)	ND	ug/L	50.0	50.0	1		02/02/22 22:30		N2
Aliphatic(C09-C12) Adjusted	ND	ug/L	50.0	50.0	1		02/02/22 22:30		N2
Aromatic (C09-C10)	ND	ug/L	50.0	50.0	1		02/02/22 22:30		N2
Surrogates									
4-Bromofluorobenzene (FID) (S)	98	%	70-130		1		02/02/22 22:30	460-00-4	
4-Bromofluorobenzene (PID) (S)	97	%	70-130		1		02/02/22 22:30	460-00-4	
6010 MET ICP	Analytical Method: EPA 6010D Preparation Method: EPA 3010A Pace Analytical Services - Asheville								
Lead	**4.7J**	ug/L	5.0	4.5	1	02/02/22 12:54	02/03/22 18:22	7439-92-1	
6200B MSV	Analytical Method: SM 6200B Pace Analytical Services - Charlotte								
Benzene	ND	ug/L	0.50	0.34	1		02/02/22 16:18	71-43-2	
Bromobenzene	ND	ug/L	0.50	0.29	1		02/02/22 16:18	108-86-1	
Bromochloromethane	ND	ug/L	0.50	0.47	1		02/02/22 16:18	74-97-5	
Bromodichloromethane	ND	ug/L	0.50	0.31	1		02/02/22 16:18	75-27-4	
Bromoform	ND	ug/L	0.50	0.34	1		02/02/22 16:18	75-25-2	
Bromomethane	ND	ug/L	5.0	1.7	1		02/02/22 16:18	74-83-9	
n-Butylbenzene	ND	ug/L	0.50	0.49	1		02/02/22 16:18	104-51-8	
sec-Butylbenzene	ND	ug/L	0.50	0.40	1		02/02/22 16:18	135-98-8	
tert-Butylbenzene	ND	ug/L	0.50	0.32	1		02/02/22 16:18	98-06-6	
Carbon tetrachloride	ND	ug/L	0.50	0.33	1		02/02/22 16:18	56-23-5	
Chlorobenzene	ND	ug/L	0.50	0.28	1		02/02/22 16:18	108-90-7	
Chloroethane	ND	ug/L	1.0	0.65	1		02/02/22 16:18	75-00-3	
Chloroform	ND	ug/L	0.50	0.35	1		02/02/22 16:18	67-66-3	
Chloromethane	ND	ug/L	1.0	0.54	1		02/02/22 16:18	74-87-3	
2-Chlorotoluene	ND	ug/L	0.50	0.32	1		02/02/22 16:18	95-49-8	
4-Chlorotoluene	ND	ug/L	0.50	0.32	1		02/02/22 16:18	106-43-4	
1,2-Dibromo-3-chloropropane	ND	ug/L	1.0	0.34	1		02/02/22 16:18	96-12-8	
Dibromochloromethane	ND	ug/L	0.50	0.36	1		02/02/22 16:18	124-48-1	
1,2-Dibromoethane (EDB)	ND	ug/L	0.50	0.27	1		02/02/22 16:18	106-93-4	
Dibromomethane	ND	ug/L	0.50	0.39	1		02/02/22 16:18	74-95-3	
1,2-Dichlorobenzene	ND	ug/L	0.50	0.34	1		02/02/22 16:18	95-50-1	
1,3-Dichlorobenzene	ND	ug/L	0.50	0.34	1		02/02/22 16:18	541-73-1	
1,4-Dichlorobenzene	ND	ug/L	0.50	0.33	1		02/02/22 16:18	106-46-7	
Dichlorodifluoromethane	ND	ug/L	0.50	0.35	1		02/02/22 16:18	75-71-8	
1,1-Dichloroethane	ND	ug/L	0.50	0.37	1		02/02/22 16:18	75-34-3	
1,2-Dichloroethane	ND	ug/L	0.50	0.32	1		02/02/22 16:18	107-06-2	
1,1-Dichloroethene	ND	ug/L	0.50	0.35	1		02/02/22 16:18	75-35-4	
cis-1,2-Dichloroethene	ND	ug/L	0.50	0.38	1		02/02/22 16:18	156-59-2	
trans-1,2-Dichloroethene	ND	ug/L	0.50	0.40	1		02/02/22 16:18	156-60-5	
1,2-Dichloropropane	ND	ug/L	0.50	0.36	1		02/02/22 16:18	78-87-5	
1,3-Dichloropropane	ND	ug/L	0.50	0.28	1		02/02/22 16:18	142-28-9	

REPORT OF LABORATORY ANALYSIS

This report shall not be reproduced, except in full,
without the written consent of Pace Analytical Services, LLC.

Pace Analytical Services, LLC
9800 Kincey Ave. Suite 100
Huntersville, NC 28078
(704)875-9092

ANALYTICAL RESULTS

Project: CPC Huntersville-60674226
Pace Project No.: 92585562

Sample: MW-28 **Lab ID: 92585562001** Collected: 02/01/22 10:10 Received: 02/01/22 17:00 Matrix: Water

Parameters	Results	Units	Report Limit	MDL	DF	Prepared	Analyzed	CAS No.	Qual
6200B MSV	Analytical Method: SM 6200B Pace Analytical Services - Charlotte								
2,2-Dichloropropane	ND	ug/L	0.50	0.39	1		02/02/22 16:18	594-20-7	
1,1-Dichloropropene	ND	ug/L	0.50	0.43	1		02/02/22 16:18	563-58-6	
cis-1,3-Dichloropropene	ND	ug/L	0.50	0.36	1		02/02/22 16:18	10061-01-5	
trans-1,3-Dichloropropene	ND	ug/L	0.50	0.36	1		02/02/22 16:18	10061-02-6	
Diisopropyl ether	ND	ug/L	0.50	0.31	1		02/02/22 16:18	108-20-3	
Ethylbenzene	ND	ug/L	0.50	0.30	1		02/02/22 16:18	100-41-4	
Hexachloro-1,3-butadiene	ND	ug/L	2.0	1.5	1		02/02/22 16:18	87-68-3	
Isopropylbenzene (Cumene)	ND	ug/L	0.50	0.33	1		02/02/22 16:18	98-82-8	
Methylene Chloride	ND	ug/L	2.0	2.0	1		02/02/22 16:18	75-09-2	
Methyl-tert-butyl ether	ND	ug/L	0.50	0.42	1		02/02/22 16:18	1634-04-4	
Naphthalene	ND	ug/L	2.0	0.64	1		02/02/22 16:18	91-20-3	
n-Propylbenzene	ND	ug/L	0.50	0.34	1		02/02/22 16:18	103-65-1	
Styrene	ND	ug/L	0.50	0.29	1		02/02/22 16:18	100-42-5	
1,1,1,2-Tetrachloroethane	ND	ug/L	0.50	0.31	1		02/02/22 16:18	630-20-6	
1,1,2,2-Tetrachloroethane	ND	ug/L	0.50	0.22	1		02/02/22 16:18	79-34-5	
Tetrachloroethene	ND	ug/L	0.50	0.29	1		02/02/22 16:18	127-18-4	
Toluene	ND	ug/L	0.50	0.48	1		02/02/22 16:18	108-88-3	
1,2,3-Trichlorobenzene	ND	ug/L	2.0	0.81	1		02/02/22 16:18	87-61-6	
1,2,4-Trichlorobenzene	ND	ug/L	2.0	0.64	1		02/02/22 16:18	120-82-1	
1,1,1-Trichloroethane	ND	ug/L	0.50	0.33	1		02/02/22 16:18	71-55-6	
1,1,2-Trichloroethane	ND	ug/L	0.50	0.32	1		02/02/22 16:18	79-00-5	
Trichloroethene	ND	ug/L	0.50	0.38	1		02/02/22 16:18	79-01-6	
Trichlorofluoromethane	ND	ug/L	1.0	0.30	1		02/02/22 16:18	75-69-4	
1,2,3-Trichloropropane	ND	ug/L	0.50	0.26	1		02/02/22 16:18	96-18-4	
1,2,4-Trimethylbenzene	ND	ug/L	0.50	0.50	1		02/02/22 16:18	95-63-6	
1,3,5-Trimethylbenzene	ND	ug/L	0.50	0.33	1		02/02/22 16:18	108-67-8	
Vinyl chloride	ND	ug/L	1.0	0.39	1		02/02/22 16:18	75-01-4	
m&p-Xylene	ND	ug/L	1.0	0.71	1		02/02/22 16:18	179601-23-1	
o-Xylene	ND	ug/L	0.50	0.34	1		02/02/22 16:18	95-47-6	
Surrogates									
1,2-Dichloroethane-d4 (S)	102	%	70-130		1		02/02/22 16:18	17060-07-0	
4-Bromofluorobenzene (S)	102	%	70-130		1		02/02/22 16:18	460-00-4	
Toluene-d8 (S)	104	%	70-130		1		02/02/22 16:18	2037-26-5	

REPORT OF LABORATORY ANALYSIS

This report shall not be reproduced, except in full,
without the written consent of Pace Analytical Services, LLC.

Pace Analytical Services, LLC
9800 Kincey Ave. Suite 100
Huntersville, NC 28078
(704)875-9092

ANALYTICAL RESULTS

Project: CPC Huntersville-60674226
Pace Project No.: 92585562

Sample: DUP-1-20220201 **Lab ID: 92585562002** Collected: 02/01/22 00:00 Received: 02/01/22 17:00 Matrix: Water

Parameters	Results	Units	Report Limit	MDL	DF	Prepared	Analyzed	CAS No.	Qual
VPH NC Water	Analytical Method: MADEP VPH Pace Analytical Services - Charlotte								
Total VPH (C5-C12)	ND	ug/L	50.0	50.0	1		02/02/22 22:59		N2
Aliphatic (C05-C08)	ND	ug/L	50.0	50.0	1		02/02/22 22:59		N2
Aliphatic(C09-C12) Adjusted	ND	ug/L	50.0	50.0	1		02/02/22 22:59		N2
Aromatic (C09-C10)	ND	ug/L	50.0	50.0	1		02/02/22 22:59		N2
Surrogates									
4-Bromofluorobenzene (FID) (S)	99	%	70-130		1		02/02/22 22:59	460-00-4	
4-Bromofluorobenzene (PID) (S)	97	%	70-130		1		02/02/22 22:59	460-00-4	
6010 MET ICP	Analytical Method: EPA 6010D Preparation Method: EPA 3010A Pace Analytical Services - Asheville								
Lead	ND	ug/L	5.0	4.5	1	02/02/22 12:54	02/03/22 18:33	7439-92-1	
6200B MSV	Analytical Method: SM 6200B Pace Analytical Services - Charlotte								
Benzene	ND	ug/L	0.50	0.34	1		02/02/22 19:30	71-43-2	
Bromobenzene	ND	ug/L	0.50	0.29	1		02/02/22 19:30	108-86-1	
Bromochloromethane	ND	ug/L	0.50	0.47	1		02/02/22 19:30	74-97-5	
Bromodichloromethane	ND	ug/L	0.50	0.31	1		02/02/22 19:30	75-27-4	
Bromoform	ND	ug/L	0.50	0.34	1		02/02/22 19:30	75-25-2	
Bromomethane	ND	ug/L	5.0	1.7	1		02/02/22 19:30	74-83-9	
n-Butylbenzene	ND	ug/L	0.50	0.49	1		02/02/22 19:30	104-51-8	
sec-Butylbenzene	ND	ug/L	0.50	0.40	1		02/02/22 19:30	135-98-8	
tert-Butylbenzene	ND	ug/L	0.50	0.32	1		02/02/22 19:30	98-06-6	
Carbon tetrachloride	ND	ug/L	0.50	0.33	1		02/02/22 19:30	56-23-5	
Chlorobenzene	ND	ug/L	0.50	0.28	1		02/02/22 19:30	108-90-7	
Chloroethane	ND	ug/L	1.0	0.65	1		02/02/22 19:30	75-00-3	
Chloroform	ND	ug/L	0.50	0.35	1		02/02/22 19:30	67-66-3	
Chloromethane	ND	ug/L	1.0	0.54	1		02/02/22 19:30	74-87-3	
2-Chlorotoluene	ND	ug/L	0.50	0.32	1		02/02/22 19:30	95-49-8	
4-Chlorotoluene	ND	ug/L	0.50	0.32	1		02/02/22 19:30	106-43-4	
1,2-Dibromo-3-chloropropane	ND	ug/L	1.0	0.34	1		02/02/22 19:30	96-12-8	
Dibromochloromethane	ND	ug/L	0.50	0.36	1		02/02/22 19:30	124-48-1	
1,2-Dibromoethane (EDB)	ND	ug/L	0.50	0.27	1		02/02/22 19:30	106-93-4	
Dibromomethane	ND	ug/L	0.50	0.39	1		02/02/22 19:30	74-95-3	
1,2-Dichlorobenzene	ND	ug/L	0.50	0.34	1		02/02/22 19:30	95-50-1	
1,3-Dichlorobenzene	ND	ug/L	0.50	0.34	1		02/02/22 19:30	541-73-1	
1,4-Dichlorobenzene	ND	ug/L	0.50	0.33	1		02/02/22 19:30	106-46-7	
Dichlorodifluoromethane	ND	ug/L	0.50	0.35	1		02/02/22 19:30	75-71-8	
1,1-Dichloroethane	ND	ug/L	0.50	0.37	1		02/02/22 19:30	75-34-3	
1,2-Dichloroethane	ND	ug/L	0.50	0.32	1		02/02/22 19:30	107-06-2	
1,1-Dichloroethene	ND	ug/L	0.50	0.35	1		02/02/22 19:30	75-35-4	
cis-1,2-Dichloroethene	ND	ug/L	0.50	0.38	1		02/02/22 19:30	156-59-2	
trans-1,2-Dichloroethene	ND	ug/L	0.50	0.40	1		02/02/22 19:30	156-60-5	
1,2-Dichloropropane	ND	ug/L	0.50	0.36	1		02/02/22 19:30	78-87-5	
1,3-Dichloropropane	ND	ug/L	0.50	0.28	1		02/02/22 19:30	142-28-9	

REPORT OF LABORATORY ANALYSIS

This report shall not be reproduced, except in full,
without the written consent of Pace Analytical Services, LLC.

Pace Analytical Services, LLC
9800 Kincey Ave. Suite 100
Huntersville, NC 28078
(704)875-9092

ANALYTICAL RESULTS

Project: CPC Huntersville-60674226
Pace Project No.: 92585562

Sample: DUP-1-20220201 **Lab ID: 92585562002** Collected: 02/01/22 00:00 Received: 02/01/22 17:00 Matrix: Water

Parameters	Results	Units	Report Limit	MDL	DF	Prepared	Analyzed	CAS No.	Qual
6200B MSV	Analytical Method: SM 6200B Pace Analytical Services - Charlotte								
2,2-Dichloropropane	ND	ug/L	0.50	0.39	1		02/02/22 19:30	594-20-7	
1,1-Dichloropropene	ND	ug/L	0.50	0.43	1		02/02/22 19:30	563-58-6	
cis-1,3-Dichloropropene	ND	ug/L	0.50	0.36	1		02/02/22 19:30	10061-01-5	
trans-1,3-Dichloropropene	ND	ug/L	0.50	0.36	1		02/02/22 19:30	10061-02-6	
Diisopropyl ether	ND	ug/L	0.50	0.31	1		02/02/22 19:30	108-20-3	
Ethylbenzene	ND	ug/L	0.50	0.30	1		02/02/22 19:30	100-41-4	
Hexachloro-1,3-butadiene	ND	ug/L	2.0	1.5	1		02/02/22 19:30	87-68-3	
Isopropylbenzene (Cumene)	ND	ug/L	0.50	0.33	1		02/02/22 19:30	98-82-8	
Methylene Chloride	ND	ug/L	2.0	2.0	1		02/02/22 19:30	75-09-2	
Methyl-tert-butyl ether	ND	ug/L	0.50	0.42	1		02/02/22 19:30	1634-04-4	
Naphthalene	ND	ug/L	2.0	0.64	1		02/02/22 19:30	91-20-3	
n-Propylbenzene	ND	ug/L	0.50	0.34	1		02/02/22 19:30	103-65-1	
Styrene	ND	ug/L	0.50	0.29	1		02/02/22 19:30	100-42-5	
1,1,1,2-Tetrachloroethane	ND	ug/L	0.50	0.31	1		02/02/22 19:30	630-20-6	
1,1,2,2-Tetrachloroethane	ND	ug/L	0.50	0.22	1		02/02/22 19:30	79-34-5	
Tetrachloroethene	ND	ug/L	0.50	0.29	1		02/02/22 19:30	127-18-4	
Toluene	ND	ug/L	0.50	0.48	1		02/02/22 19:30	108-88-3	
1,2,3-Trichlorobenzene	ND	ug/L	2.0	0.81	1		02/02/22 19:30	87-61-6	
1,2,4-Trichlorobenzene	ND	ug/L	2.0	0.64	1		02/02/22 19:30	120-82-1	
1,1,1-Trichloroethane	ND	ug/L	0.50	0.33	1		02/02/22 19:30	71-55-6	
1,1,2-Trichloroethane	ND	ug/L	0.50	0.32	1		02/02/22 19:30	79-00-5	
Trichloroethene	ND	ug/L	0.50	0.38	1		02/02/22 19:30	79-01-6	
Trichlorofluoromethane	ND	ug/L	1.0	0.30	1		02/02/22 19:30	75-69-4	
1,2,3-Trichloropropane	ND	ug/L	0.50	0.26	1		02/02/22 19:30	96-18-4	
1,2,4-Trimethylbenzene	ND	ug/L	0.50	0.50	1		02/02/22 19:30	95-63-6	
1,3,5-Trimethylbenzene	ND	ug/L	0.50	0.33	1		02/02/22 19:30	108-67-8	
Vinyl chloride	ND	ug/L	1.0	0.39	1		02/02/22 19:30	75-01-4	
m&p-Xylene	ND	ug/L	1.0	0.71	1		02/02/22 19:30	179601-23-1	
o-Xylene	ND	ug/L	0.50	0.34	1		02/02/22 19:30	95-47-6	
Surrogates									
1,2-Dichloroethane-d4 (S)	104	%	70-130		1		02/02/22 19:30	17060-07-0	
4-Bromofluorobenzene (S)	102	%	70-130		1		02/02/22 19:30	460-00-4	
Toluene-d8 (S)	105	%	70-130		1		02/02/22 19:30	2037-26-5	

REPORT OF LABORATORY ANALYSIS

This report shall not be reproduced, except in full,
without the written consent of Pace Analytical Services, LLC.

Pace Analytical Services, LLC
9800 Kincey Ave. Suite 100
Huntersville, NC 28078
(704)875-9092

ANALYTICAL RESULTS

Project: CPC Huntersville-60674226
Pace Project No.: 92585562

Sample: MW-81D **Lab ID: 92585562003** Collected: 02/01/22 12:10 Received: 02/01/22 17:00 Matrix: Water

Parameters	Results	Units	Report Limit	MDL	DF	Prepared	Analyzed	CAS No.	Qual
VPH NC Water	Analytical Method: MADEP VPH Pace Analytical Services - Charlotte								
Total VPH (C5-C12)	ND	ug/L	50.0	50.0	1		02/02/22 23:27		N2
Aliphatic (C05-C08)	ND	ug/L	50.0	50.0	1		02/02/22 23:27		N2
Aliphatic(C09-C12) Adjusted	ND	ug/L	50.0	50.0	1		02/02/22 23:27		N2
Aromatic (C09-C10)	ND	ug/L	50.0	50.0	1		02/02/22 23:27		N2
Surrogates									
4-Bromofluorobenzene (FID) (S)	98	%	70-130		1		02/02/22 23:27	460-00-4	
4-Bromofluorobenzene (PID) (S)	96	%	70-130		1		02/02/22 23:27	460-00-4	
6010 MET ICP	Analytical Method: EPA 6010D Preparation Method: EPA 3010A Pace Analytical Services - Asheville								
Lead	ND	ug/L	5.0	4.5	1	02/02/22 12:54	02/03/22 18:36	7439-92-1	
6200B MSV	Analytical Method: SM 6200B Pace Analytical Services - Charlotte								
Benzene	ND	ug/L	0.50	0.34	1		02/04/22 12:57	71-43-2	
Bromobenzene	ND	ug/L	0.50	0.29	1		02/04/22 12:57	108-86-1	
Bromochloromethane	ND	ug/L	0.50	0.47	1		02/04/22 12:57	74-97-5	
Bromodichloromethane	ND	ug/L	0.50	0.31	1		02/04/22 12:57	75-27-4	
Bromoform	ND	ug/L	0.50	0.34	1		02/04/22 12:57	75-25-2	
Bromomethane	ND	ug/L	5.0	1.7	1		02/04/22 12:57	74-83-9	IH,L1
n-Butylbenzene	ND	ug/L	0.50	0.49	1		02/04/22 12:57	104-51-8	
sec-Butylbenzene	ND	ug/L	0.50	0.40	1		02/04/22 12:57	135-98-8	
tert-Butylbenzene	ND	ug/L	0.50	0.32	1		02/04/22 12:57	98-06-6	
Carbon tetrachloride	ND	ug/L	0.50	0.33	1		02/04/22 12:57	56-23-5	
Chlorobenzene	ND	ug/L	0.50	0.28	1		02/04/22 12:57	108-90-7	
Chloroethane	ND	ug/L	1.0	0.65	1		02/04/22 12:57	75-00-3	
Chloroform	ND	ug/L	0.50	0.35	1		02/04/22 12:57	67-66-3	
Chloromethane	ND	ug/L	1.0	0.54	1		02/04/22 12:57	74-87-3	
2-Chlorotoluene	ND	ug/L	0.50	0.32	1		02/04/22 12:57	95-49-8	
4-Chlorotoluene	ND	ug/L	0.50	0.32	1		02/04/22 12:57	106-43-4	
1,2-Dibromo-3-chloropropane	ND	ug/L	1.0	0.34	1		02/04/22 12:57	96-12-8	
Dibromochloromethane	ND	ug/L	0.50	0.36	1		02/04/22 12:57	124-48-1	
1,2-Dibromoethane (EDB)	ND	ug/L	0.50	0.27	1		02/04/22 12:57	106-93-4	
Dibromomethane	ND	ug/L	0.50	0.39	1		02/04/22 12:57	74-95-3	
1,2-Dichlorobenzene	ND	ug/L	0.50	0.34	1		02/04/22 12:57	95-50-1	
1,3-Dichlorobenzene	ND	ug/L	0.50	0.34	1		02/04/22 12:57	541-73-1	
1,4-Dichlorobenzene	ND	ug/L	0.50	0.33	1		02/04/22 12:57	106-46-7	
Dichlorodifluoromethane	ND	ug/L	0.50	0.35	1		02/04/22 12:57	75-71-8	L1
1,1-Dichloroethane	ND	ug/L	0.50	0.37	1		02/04/22 12:57	75-34-3	
1,2-Dichloroethane	ND	ug/L	0.50	0.32	1		02/04/22 12:57	107-06-2	
1,1-Dichloroethene	ND	ug/L	0.50	0.35	1		02/04/22 12:57	75-35-4	
cis-1,2-Dichloroethene	ND	ug/L	0.50	0.38	1		02/04/22 12:57	156-59-2	
trans-1,2-Dichloroethene	ND	ug/L	0.50	0.40	1		02/04/22 12:57	156-60-5	
1,2-Dichloropropane	ND	ug/L	0.50	0.36	1		02/04/22 12:57	78-87-5	
1,3-Dichloropropane	ND	ug/L	0.50	0.28	1		02/04/22 12:57	142-28-9	

REPORT OF LABORATORY ANALYSIS

This report shall not be reproduced, except in full,
without the written consent of Pace Analytical Services, LLC.

Pace Analytical Services, LLC
9800 Kincey Ave. Suite 100
Huntersville, NC 28078
(704)875-9092

ANALYTICAL RESULTS

Project: CPC Huntersville-60674226
Pace Project No.: 92585562

Sample: MW-81D **Lab ID: 92585562003** Collected: 02/01/22 12:10 Received: 02/01/22 17:00 Matrix: Water

Parameters	Results	Units	Report Limit	MDL	DF	Prepared	Analyzed	CAS No.	Qual
6200B MSV	Analytical Method: SM 6200B Pace Analytical Services - Charlotte								
2,2-Dichloropropane	ND	ug/L	0.50	0.39	1		02/04/22 12:57	594-20-7	
1,1-Dichloropropene	ND	ug/L	0.50	0.43	1		02/04/22 12:57	563-58-6	
cis-1,3-Dichloropropene	ND	ug/L	0.50	0.36	1		02/04/22 12:57	10061-01-5	
trans-1,3-Dichloropropene	ND	ug/L	0.50	0.36	1		02/04/22 12:57	10061-02-6	
Diisopropyl ether	ND	ug/L	0.50	0.31	1		02/04/22 12:57	108-20-3	
Ethylbenzene	ND	ug/L	0.50	0.30	1		02/04/22 12:57	100-41-4	
Hexachloro-1,3-butadiene	ND	ug/L	2.0	1.5	1		02/04/22 12:57	87-68-3	
Isopropylbenzene (Cumene)	ND	ug/L	0.50	0.33	1		02/04/22 12:57	98-82-8	
Methylene Chloride	ND	ug/L	2.0	2.0	1		02/04/22 12:57	75-09-2	
Methyl-tert-butyl ether	ND	ug/L	0.50	0.42	1		02/04/22 12:57	1634-04-4	
Naphthalene	ND	ug/L	2.0	0.64	1		02/04/22 12:57	91-20-3	
n-Propylbenzene	ND	ug/L	0.50	0.34	1		02/04/22 12:57	103-65-1	
Styrene	ND	ug/L	0.50	0.29	1		02/04/22 12:57	100-42-5	
1,1,1,2-Tetrachloroethane	ND	ug/L	0.50	0.31	1		02/04/22 12:57	630-20-6	
1,1,2,2-Tetrachloroethane	ND	ug/L	0.50	0.22	1		02/04/22 12:57	79-34-5	
Tetrachloroethene	ND	ug/L	0.50	0.29	1		02/04/22 12:57	127-18-4	
Toluene	ND	ug/L	0.50	0.48	1		02/04/22 12:57	108-88-3	
1,2,3-Trichlorobenzene	ND	ug/L	2.0	0.81	1		02/04/22 12:57	87-61-6	
1,2,4-Trichlorobenzene	ND	ug/L	2.0	0.64	1		02/04/22 12:57	120-82-1	
1,1,1-Trichloroethane	ND	ug/L	0.50	0.33	1		02/04/22 12:57	71-55-6	
1,1,2-Trichloroethane	ND	ug/L	0.50	0.32	1		02/04/22 12:57	79-00-5	
Trichloroethene	ND	ug/L	0.50	0.38	1		02/04/22 12:57	79-01-6	
Trichlorofluoromethane	ND	ug/L	1.0	0.30	1		02/04/22 12:57	75-69-4	
1,2,3-Trichloropropane	ND	ug/L	0.50	0.26	1		02/04/22 12:57	96-18-4	
1,2,4-Trimethylbenzene	ND	ug/L	0.50	0.50	1		02/04/22 12:57	95-63-6	
1,3,5-Trimethylbenzene	ND	ug/L	0.50	0.33	1		02/04/22 12:57	108-67-8	
Vinyl chloride	ND	ug/L	1.0	0.39	1		02/04/22 12:57	75-01-4	
m&p-Xylene	ND	ug/L	1.0	0.71	1		02/04/22 12:57	179601-23-1	
o-Xylene	ND	ug/L	0.50	0.34	1		02/04/22 12:57	95-47-6	
Surrogates									
1,2-Dichloroethane-d4 (S)	98	%	70-130		1		02/04/22 12:57	17060-07-0	
4-Bromofluorobenzene (S)	97	%	70-130		1		02/04/22 12:57	460-00-4	
Toluene-d8 (S)	97	%	70-130		1		02/04/22 12:57	2037-26-5	

REPORT OF LABORATORY ANALYSIS

This report shall not be reproduced, except in full,
without the written consent of Pace Analytical Services, LLC.

Pace Analytical Services, LLC
9800 Kincey Ave. Suite 100
Huntersville, NC 28078
(704)875-9092

ANALYTICAL RESULTS

Project: CPC Huntersville-60674226
Pace Project No.: 92585562

Sample: MW-79 **Lab ID: 92585562004** Collected: 02/01/22 12:05 Received: 02/01/22 17:00 Matrix: Water

Parameters	Results	Units	Report Limit	MDL	DF	Prepared	Analyzed	CAS No.	Qual
VPH NC Water	Analytical Method: MADEP VPH Pace Analytical Services - Charlotte								
Total VPH (C5-C12)	ND	ug/L	50.0	50.0	1		02/02/22 23:56		N2
Aliphatic (C05-C08)	ND	ug/L	50.0	50.0	1		02/02/22 23:56		N2
Aliphatic(C09-C12) Adjusted	ND	ug/L	50.0	50.0	1		02/02/22 23:56		N2
Aromatic (C09-C10)	ND	ug/L	50.0	50.0	1		02/02/22 23:56		N2
Surrogates									
4-Bromofluorobenzene (FID) (S)	97	%	70-130		1		02/02/22 23:56	460-00-4	
4-Bromofluorobenzene (PID) (S)	95	%	70-130		1		02/02/22 23:56	460-00-4	
6010 MET ICP	Analytical Method: EPA 6010D Preparation Method: EPA 3010A Pace Analytical Services - Asheville								
Lead	ND	ug/L	5.0	4.5	1	02/02/22 12:54	02/03/22 18:40	7439-92-1	
6200B MSV	Analytical Method: SM 6200B Pace Analytical Services - Charlotte								
Benzene	ND	ug/L	0.50	0.34	1		02/02/22 16:36	71-43-2	
Bromobenzene	ND	ug/L	0.50	0.29	1		02/02/22 16:36	108-86-1	
Bromochloromethane	ND	ug/L	0.50	0.47	1		02/02/22 16:36	74-97-5	
Bromodichloromethane	ND	ug/L	0.50	0.31	1		02/02/22 16:36	75-27-4	
Bromoform	ND	ug/L	0.50	0.34	1		02/02/22 16:36	75-25-2	
Bromomethane	ND	ug/L	5.0	1.7	1		02/02/22 16:36	74-83-9	
n-Butylbenzene	ND	ug/L	0.50	0.49	1		02/02/22 16:36	104-51-8	
sec-Butylbenzene	ND	ug/L	0.50	0.40	1		02/02/22 16:36	135-98-8	
tert-Butylbenzene	ND	ug/L	0.50	0.32	1		02/02/22 16:36	98-06-6	
Carbon tetrachloride	ND	ug/L	0.50	0.33	1		02/02/22 16:36	56-23-5	
Chlorobenzene	ND	ug/L	0.50	0.28	1		02/02/22 16:36	108-90-7	
Chloroethane	ND	ug/L	1.0	0.65	1		02/02/22 16:36	75-00-3	
Chloroform	ND	ug/L	0.50	0.35	1		02/02/22 16:36	67-66-3	
Chloromethane	ND	ug/L	1.0	0.54	1		02/02/22 16:36	74-87-3	
2-Chlorotoluene	ND	ug/L	0.50	0.32	1		02/02/22 16:36	95-49-8	
4-Chlorotoluene	ND	ug/L	0.50	0.32	1		02/02/22 16:36	106-43-4	
1,2-Dibromo-3-chloropropane	ND	ug/L	1.0	0.34	1		02/02/22 16:36	96-12-8	
Dibromochloromethane	ND	ug/L	0.50	0.36	1		02/02/22 16:36	124-48-1	
1,2-Dibromoethane (EDB)	ND	ug/L	0.50	0.27	1		02/02/22 16:36	106-93-4	
Dibromomethane	ND	ug/L	0.50	0.39	1		02/02/22 16:36	74-95-3	
1,2-Dichlorobenzene	ND	ug/L	0.50	0.34	1		02/02/22 16:36	95-50-1	
1,3-Dichlorobenzene	ND	ug/L	0.50	0.34	1		02/02/22 16:36	541-73-1	
1,4-Dichlorobenzene	ND	ug/L	0.50	0.33	1		02/02/22 16:36	106-46-7	
Dichlorodifluoromethane	ND	ug/L	0.50	0.35	1		02/02/22 16:36	75-71-8	
1,1-Dichloroethane	ND	ug/L	0.50	0.37	1		02/02/22 16:36	75-34-3	
1,2-Dichloroethane	ND	ug/L	0.50	0.32	1		02/02/22 16:36	107-06-2	
1,1-Dichloroethene	ND	ug/L	0.50	0.35	1		02/02/22 16:36	75-35-4	
cis-1,2-Dichloroethene	ND	ug/L	0.50	0.38	1		02/02/22 16:36	156-59-2	
trans-1,2-Dichloroethene	ND	ug/L	0.50	0.40	1		02/02/22 16:36	156-60-5	
1,2-Dichloropropane	ND	ug/L	0.50	0.36	1		02/02/22 16:36	78-87-5	
1,3-Dichloropropane	ND	ug/L	0.50	0.28	1		02/02/22 16:36	142-28-9	

REPORT OF LABORATORY ANALYSIS

This report shall not be reproduced, except in full,
without the written consent of Pace Analytical Services, LLC.

Pace Analytical Services, LLC
9800 Kincey Ave. Suite 100
Huntersville, NC 28078
(704)875-9092

ANALYTICAL RESULTS

Project: CPC Huntersville-60674226
Pace Project No.: 92585562

Sample: MW-79 **Lab ID: 92585562004** Collected: 02/01/22 12:05 Received: 02/01/22 17:00 Matrix: Water

Parameters	Results	Units	Report Limit	MDL	DF	Prepared	Analyzed	CAS No.	Qual
6200B MSV	Analytical Method: SM 6200B Pace Analytical Services - Charlotte								
2,2-Dichloropropane	ND	ug/L	0.50	0.39	1		02/02/22 16:36	594-20-7	
1,1-Dichloropropene	ND	ug/L	0.50	0.43	1		02/02/22 16:36	563-58-6	
cis-1,3-Dichloropropene	ND	ug/L	0.50	0.36	1		02/02/22 16:36	10061-01-5	
trans-1,3-Dichloropropene	ND	ug/L	0.50	0.36	1		02/02/22 16:36	10061-02-6	
Diisopropyl ether	ND	ug/L	0.50	0.31	1		02/02/22 16:36	108-20-3	
Ethylbenzene	ND	ug/L	0.50	0.30	1		02/02/22 16:36	100-41-4	
Hexachloro-1,3-butadiene	ND	ug/L	2.0	1.5	1		02/02/22 16:36	87-68-3	
Isopropylbenzene (Cumene)	ND	ug/L	0.50	0.33	1		02/02/22 16:36	98-82-8	
Methylene Chloride	ND	ug/L	2.0	2.0	1		02/02/22 16:36	75-09-2	
Methyl-tert-butyl ether	ND	ug/L	0.50	0.42	1		02/02/22 16:36	1634-04-4	
Naphthalene	ND	ug/L	2.0	0.64	1		02/02/22 16:36	91-20-3	
n-Propylbenzene	ND	ug/L	0.50	0.34	1		02/02/22 16:36	103-65-1	
Styrene	ND	ug/L	0.50	0.29	1		02/02/22 16:36	100-42-5	
1,1,1,2-Tetrachloroethane	ND	ug/L	0.50	0.31	1		02/02/22 16:36	630-20-6	
1,1,2,2-Tetrachloroethane	ND	ug/L	0.50	0.22	1		02/02/22 16:36	79-34-5	
Tetrachloroethene	ND	ug/L	0.50	0.29	1		02/02/22 16:36	127-18-4	
Toluene	ND	ug/L	0.50	0.48	1		02/02/22 16:36	108-88-3	
1,2,3-Trichlorobenzene	ND	ug/L	2.0	0.81	1		02/02/22 16:36	87-61-6	
1,2,4-Trichlorobenzene	ND	ug/L	2.0	0.64	1		02/02/22 16:36	120-82-1	
1,1,1-Trichloroethane	ND	ug/L	0.50	0.33	1		02/02/22 16:36	71-55-6	
1,1,2-Trichloroethane	ND	ug/L	0.50	0.32	1		02/02/22 16:36	79-00-5	
Trichloroethene	ND	ug/L	0.50	0.38	1		02/02/22 16:36	79-01-6	
Trichlorofluoromethane	ND	ug/L	1.0	0.30	1		02/02/22 16:36	75-69-4	
1,2,3-Trichloropropane	ND	ug/L	0.50	0.26	1		02/02/22 16:36	96-18-4	
1,2,4-Trimethylbenzene	ND	ug/L	0.50	0.50	1		02/02/22 16:36	95-63-6	
1,3,5-Trimethylbenzene	ND	ug/L	0.50	0.33	1		02/02/22 16:36	108-67-8	
Vinyl chloride	ND	ug/L	1.0	0.39	1		02/02/22 16:36	75-01-4	
m&p-Xylene	ND	ug/L	1.0	0.71	1		02/02/22 16:36	179601-23-1	
o-Xylene	ND	ug/L	0.50	0.34	1		02/02/22 16:36	95-47-6	
Surrogates									
1,2-Dichloroethane-d4 (S)	103	%	70-130		1		02/02/22 16:36	17060-07-0	
4-Bromofluorobenzene (S)	103	%	70-130		1		02/02/22 16:36	460-00-4	
Toluene-d8 (S)	102	%	70-130		1		02/02/22 16:36	2037-26-5	

REPORT OF LABORATORY ANALYSIS

This report shall not be reproduced, except in full,
without the written consent of Pace Analytical Services, LLC.

Pace Analytical Services, LLC
9800 Kincey Ave. Suite 100
Huntersville, NC 28078
(704)875-9092

ANALYTICAL RESULTS

Project: CPC Huntersville-60674226
Pace Project No.: 92585562

Sample: MW-77 **Lab ID: 92585562005** Collected: 02/01/22 13:05 Received: 02/01/22 17:00 Matrix: Water

Parameters	Results	Units	Report Limit	MDL	DF	Prepared	Analyzed	CAS No.	Qual
VPH NC Water	Analytical Method: MADEP VPH Pace Analytical Services - Charlotte								
Total VPH (C5-C12)	ND	ug/L	50.0	50.0	1		02/03/22 00:25		N2
Aliphatic (C05-C08)	ND	ug/L	50.0	50.0	1		02/03/22 00:25		N2
Aliphatic(C09-C12) Adjusted	ND	ug/L	50.0	50.0	1		02/03/22 00:25		N2
Aromatic (C09-C10)	ND	ug/L	50.0	50.0	1		02/03/22 00:25		N2
Surrogates									
4-Bromofluorobenzene (FID) (S)	101	%	70-130		1		02/03/22 00:25	460-00-4	
4-Bromofluorobenzene (PID) (S)	99	%	70-130		1		02/03/22 00:25	460-00-4	
6010 MET ICP	Analytical Method: EPA 6010D Preparation Method: EPA 3010A Pace Analytical Services - Asheville								
Lead	ND	ug/L	5.0	4.5	1	02/02/22 12:54	02/03/22 18:43	7439-92-1	
6200B MSV	Analytical Method: SM 6200B Pace Analytical Services - Charlotte								
Benzene	ND	ug/L	0.50	0.34	1		02/02/22 16:53	71-43-2	
Bromobenzene	ND	ug/L	0.50	0.29	1		02/02/22 16:53	108-86-1	
Bromochloromethane	ND	ug/L	0.50	0.47	1		02/02/22 16:53	74-97-5	
Bromodichloromethane	ND	ug/L	0.50	0.31	1		02/02/22 16:53	75-27-4	
Bromoform	ND	ug/L	0.50	0.34	1		02/02/22 16:53	75-25-2	
Bromomethane	ND	ug/L	5.0	1.7	1		02/02/22 16:53	74-83-9	
n-Butylbenzene	ND	ug/L	0.50	0.49	1		02/02/22 16:53	104-51-8	
sec-Butylbenzene	ND	ug/L	0.50	0.40	1		02/02/22 16:53	135-98-8	
tert-Butylbenzene	ND	ug/L	0.50	0.32	1		02/02/22 16:53	98-06-6	
Carbon tetrachloride	ND	ug/L	0.50	0.33	1		02/02/22 16:53	56-23-5	
Chlorobenzene	ND	ug/L	0.50	0.28	1		02/02/22 16:53	108-90-7	
Chloroethane	ND	ug/L	1.0	0.65	1		02/02/22 16:53	75-00-3	
Chloroform	ND	ug/L	0.50	0.35	1		02/02/22 16:53	67-66-3	
Chloromethane	ND	ug/L	1.0	0.54	1		02/02/22 16:53	74-87-3	
2-Chlorotoluene	ND	ug/L	0.50	0.32	1		02/02/22 16:53	95-49-8	
4-Chlorotoluene	ND	ug/L	0.50	0.32	1		02/02/22 16:53	106-43-4	
1,2-Dibromo-3-chloropropane	ND	ug/L	1.0	0.34	1		02/02/22 16:53	96-12-8	
Dibromochloromethane	ND	ug/L	0.50	0.36	1		02/02/22 16:53	124-48-1	
1,2-Dibromoethane (EDB)	ND	ug/L	0.50	0.27	1		02/02/22 16:53	106-93-4	
Dibromomethane	ND	ug/L	0.50	0.39	1		02/02/22 16:53	74-95-3	
1,2-Dichlorobenzene	ND	ug/L	0.50	0.34	1		02/02/22 16:53	95-50-1	
1,3-Dichlorobenzene	ND	ug/L	0.50	0.34	1		02/02/22 16:53	541-73-1	
1,4-Dichlorobenzene	ND	ug/L	0.50	0.33	1		02/02/22 16:53	106-46-7	
Dichlorodifluoromethane	ND	ug/L	0.50	0.35	1		02/02/22 16:53	75-71-8	
1,1-Dichloroethane	ND	ug/L	0.50	0.37	1		02/02/22 16:53	75-34-3	
1,2-Dichloroethane	ND	ug/L	0.50	0.32	1		02/02/22 16:53	107-06-2	
1,1-Dichloroethene	ND	ug/L	0.50	0.35	1		02/02/22 16:53	75-35-4	
cis-1,2-Dichloroethene	ND	ug/L	0.50	0.38	1		02/02/22 16:53	156-59-2	
trans-1,2-Dichloroethene	ND	ug/L	0.50	0.40	1		02/02/22 16:53	156-60-5	
1,2-Dichloropropane	ND	ug/L	0.50	0.36	1		02/02/22 16:53	78-87-5	
1,3-Dichloropropane	ND	ug/L	0.50	0.28	1		02/02/22 16:53	142-28-9	

REPORT OF LABORATORY ANALYSIS

This report shall not be reproduced, except in full,
without the written consent of Pace Analytical Services, LLC.

Pace Analytical Services, LLC
9800 Kincey Ave. Suite 100
Huntersville, NC 28078
(704)875-9092

ANALYTICAL RESULTS

Project: CPC Huntersville-60674226
Pace Project No.: 92585562

Sample: MW-77 **Lab ID: 92585562005** Collected: 02/01/22 13:05 Received: 02/01/22 17:00 Matrix: Water

Parameters	Results	Units	Report Limit	MDL	DF	Prepared	Analyzed	CAS No.	Qual
6200B MSV	Analytical Method: SM 6200B Pace Analytical Services - Charlotte								
2,2-Dichloropropane	ND	ug/L	0.50	0.39	1		02/02/22 16:53	594-20-7	
1,1-Dichloropropene	ND	ug/L	0.50	0.43	1		02/02/22 16:53	563-58-6	
cis-1,3-Dichloropropene	ND	ug/L	0.50	0.36	1		02/02/22 16:53	10061-01-5	
trans-1,3-Dichloropropene	ND	ug/L	0.50	0.36	1		02/02/22 16:53	10061-02-6	
Diisopropyl ether	ND	ug/L	0.50	0.31	1		02/02/22 16:53	108-20-3	
Ethylbenzene	ND	ug/L	0.50	0.30	1		02/02/22 16:53	100-41-4	
Hexachloro-1,3-butadiene	ND	ug/L	2.0	1.5	1		02/02/22 16:53	87-68-3	
Isopropylbenzene (Cumene)	ND	ug/L	0.50	0.33	1		02/02/22 16:53	98-82-8	
Methylene Chloride	ND	ug/L	2.0	2.0	1		02/02/22 16:53	75-09-2	
Methyl-tert-butyl ether	ND	ug/L	0.50	0.42	1		02/02/22 16:53	1634-04-4	
Naphthalene	ND	ug/L	2.0	0.64	1		02/02/22 16:53	91-20-3	
n-Propylbenzene	ND	ug/L	0.50	0.34	1		02/02/22 16:53	103-65-1	
Styrene	ND	ug/L	0.50	0.29	1		02/02/22 16:53	100-42-5	
1,1,1,2-Tetrachloroethane	ND	ug/L	0.50	0.31	1		02/02/22 16:53	630-20-6	
1,1,2,2-Tetrachloroethane	ND	ug/L	0.50	0.22	1		02/02/22 16:53	79-34-5	
Tetrachloroethene	ND	ug/L	0.50	0.29	1		02/02/22 16:53	127-18-4	
Toluene	ND	ug/L	0.50	0.48	1		02/02/22 16:53	108-88-3	
1,2,3-Trichlorobenzene	ND	ug/L	2.0	0.81	1		02/02/22 16:53	87-61-6	
1,2,4-Trichlorobenzene	ND	ug/L	2.0	0.64	1		02/02/22 16:53	120-82-1	
1,1,1-Trichloroethane	ND	ug/L	0.50	0.33	1		02/02/22 16:53	71-55-6	
1,1,2-Trichloroethane	ND	ug/L	0.50	0.32	1		02/02/22 16:53	79-00-5	
Trichloroethene	ND	ug/L	0.50	0.38	1		02/02/22 16:53	79-01-6	
Trichlorofluoromethane	ND	ug/L	1.0	0.30	1		02/02/22 16:53	75-69-4	
1,2,3-Trichloropropane	ND	ug/L	0.50	0.26	1		02/02/22 16:53	96-18-4	
1,2,4-Trimethylbenzene	ND	ug/L	0.50	0.50	1		02/02/22 16:53	95-63-6	
1,3,5-Trimethylbenzene	ND	ug/L	0.50	0.33	1		02/02/22 16:53	108-67-8	
Vinyl chloride	ND	ug/L	1.0	0.39	1		02/02/22 16:53	75-01-4	
m&p-Xylene	ND	ug/L	1.0	0.71	1		02/02/22 16:53	179601-23-1	
o-Xylene	ND	ug/L	0.50	0.34	1		02/02/22 16:53	95-47-6	
Surrogates									
1,2-Dichloroethane-d4 (S)	103	%	70-130		1		02/02/22 16:53	17060-07-0	
4-Bromofluorobenzene (S)	104	%	70-130		1		02/02/22 16:53	460-00-4	
Toluene-d8 (S)	104	%	70-130		1		02/02/22 16:53	2037-26-5	

REPORT OF LABORATORY ANALYSIS

This report shall not be reproduced, except in full,
without the written consent of Pace Analytical Services, LLC.

Pace Analytical Services, LLC
9800 Kincey Ave. Suite 100
Huntersville, NC 28078
(704)875-9092

ANALYTICAL RESULTS

Project: CPC Huntersville-60674226
Pace Project No.: 92585562

Sample: MW-17 **Lab ID: 92585562006** Collected: 02/01/22 12:35 Received: 02/01/22 17:00 Matrix: Water

Parameters	Results	Units	Report Limit	MDL	DF	Prepared	Analyzed	CAS No.	Qual
VPH NC Water	Analytical Method: MADEP VPH Pace Analytical Services - Charlotte								
Total VPH (C5-C12)	ND	ug/L	50.0	50.0	1		02/03/22 00:54		N2
Aliphatic (C05-C08)	ND	ug/L	50.0	50.0	1		02/03/22 00:54		N2
Aliphatic(C09-C12) Adjusted	ND	ug/L	50.0	50.0	1		02/03/22 00:54		N2
Aromatic (C09-C10)	ND	ug/L	50.0	50.0	1		02/03/22 00:54		N2
Surrogates									
4-Bromofluorobenzene (FID) (S)	98	%	70-130		1		02/03/22 00:54	460-00-4	
4-Bromofluorobenzene (PID) (S)	96	%	70-130		1		02/03/22 00:54	460-00-4	
6010 MET ICP	Analytical Method: EPA 6010D Preparation Method: EPA 3010A Pace Analytical Services - Asheville								
Lead	ND	ug/L	5.0	4.5	1	02/02/22 12:54	02/03/22 18:47	7439-92-1	
6200B MSV	Analytical Method: SM 6200B Pace Analytical Services - Charlotte								
Benzene	ND	ug/L	0.50	0.34	1		02/02/22 17:11	71-43-2	
Bromobenzene	ND	ug/L	0.50	0.29	1		02/02/22 17:11	108-86-1	
Bromochloromethane	ND	ug/L	0.50	0.47	1		02/02/22 17:11	74-97-5	
Bromodichloromethane	ND	ug/L	0.50	0.31	1		02/02/22 17:11	75-27-4	
Bromoform	ND	ug/L	0.50	0.34	1		02/02/22 17:11	75-25-2	
Bromomethane	ND	ug/L	5.0	1.7	1		02/02/22 17:11	74-83-9	
n-Butylbenzene	ND	ug/L	0.50	0.49	1		02/02/22 17:11	104-51-8	
sec-Butylbenzene	ND	ug/L	0.50	0.40	1		02/02/22 17:11	135-98-8	
tert-Butylbenzene	ND	ug/L	0.50	0.32	1		02/02/22 17:11	98-06-6	
Carbon tetrachloride	ND	ug/L	0.50	0.33	1		02/02/22 17:11	56-23-5	
Chlorobenzene	ND	ug/L	0.50	0.28	1		02/02/22 17:11	108-90-7	
Chloroethane	ND	ug/L	1.0	0.65	1		02/02/22 17:11	75-00-3	
Chloroform	**0.51**	ug/L	0.50	0.35	1		02/02/22 17:11	67-66-3	
Chloromethane	ND	ug/L	1.0	0.54	1		02/02/22 17:11	74-87-3	
2-Chlorotoluene	ND	ug/L	0.50	0.32	1		02/02/22 17:11	95-49-8	
4-Chlorotoluene	ND	ug/L	0.50	0.32	1		02/02/22 17:11	106-43-4	
1,2-Dibromo-3-chloropropane	ND	ug/L	1.0	0.34	1		02/02/22 17:11	96-12-8	
Dibromochloromethane	ND	ug/L	0.50	0.36	1		02/02/22 17:11	124-48-1	
1,2-Dibromoethane (EDB)	ND	ug/L	0.50	0.27	1		02/02/22 17:11	106-93-4	
Dibromomethane	ND	ug/L	0.50	0.39	1		02/02/22 17:11	74-95-3	
1,2-Dichlorobenzene	ND	ug/L	0.50	0.34	1		02/02/22 17:11	95-50-1	
1,3-Dichlorobenzene	ND	ug/L	0.50	0.34	1		02/02/22 17:11	541-73-1	
1,4-Dichlorobenzene	ND	ug/L	0.50	0.33	1		02/02/22 17:11	106-46-7	
Dichlorodifluoromethane	ND	ug/L	0.50	0.35	1		02/02/22 17:11	75-71-8	
1,1-Dichloroethane	ND	ug/L	0.50	0.37	1		02/02/22 17:11	75-34-3	
1,2-Dichloroethane	ND	ug/L	0.50	0.32	1		02/02/22 17:11	107-06-2	
1,1-Dichloroethene	ND	ug/L	0.50	0.35	1		02/02/22 17:11	75-35-4	
cis-1,2-Dichloroethene	ND	ug/L	0.50	0.38	1		02/02/22 17:11	156-59-2	
trans-1,2-Dichloroethene	ND	ug/L	0.50	0.40	1		02/02/22 17:11	156-60-5	
1,2-Dichloropropane	ND	ug/L	0.50	0.36	1		02/02/22 17:11	78-87-5	
1,3-Dichloropropane	ND	ug/L	0.50	0.28	1		02/02/22 17:11	142-28-9	

REPORT OF LABORATORY ANALYSIS

This report shall not be reproduced, except in full,
without the written consent of Pace Analytical Services, LLC.

Pace Analytical Services, LLC
9800 Kincey Ave. Suite 100
Huntersville, NC 28078
(704)875-9092

ANALYTICAL RESULTS

Project: CPC Huntersville-60674226
Pace Project No.: 92585562

Sample: MW-17 **Lab ID: 92585562006** Collected: 02/01/22 12:35 Received: 02/01/22 17:00 Matrix: Water

Parameters	Results	Units	Report Limit	MDL	DF	Prepared	Analyzed	CAS No.	Qual
6200B MSV	Analytical Method: SM 6200B Pace Analytical Services - Charlotte								
2,2-Dichloropropane	ND	ug/L	0.50	0.39	1		02/02/22 17:11	594-20-7	
1,1-Dichloropropene	ND	ug/L	0.50	0.43	1		02/02/22 17:11	563-58-6	
cis-1,3-Dichloropropene	ND	ug/L	0.50	0.36	1		02/02/22 17:11	10061-01-5	
trans-1,3-Dichloropropene	ND	ug/L	0.50	0.36	1		02/02/22 17:11	10061-02-6	
Diisopropyl ether	ND	ug/L	0.50	0.31	1		02/02/22 17:11	108-20-3	
Ethylbenzene	ND	ug/L	0.50	0.30	1		02/02/22 17:11	100-41-4	
Hexachloro-1,3-butadiene	ND	ug/L	2.0	1.5	1		02/02/22 17:11	87-68-3	
Isopropylbenzene (Cumene)	ND	ug/L	0.50	0.33	1		02/02/22 17:11	98-82-8	
Methylene Chloride	ND	ug/L	2.0	2.0	1		02/02/22 17:11	75-09-2	
Methyl-tert-butyl ether	ND	ug/L	0.50	0.42	1		02/02/22 17:11	1634-04-4	
Naphthalene	ND	ug/L	2.0	0.64	1		02/02/22 17:11	91-20-3	
n-Propylbenzene	ND	ug/L	0.50	0.34	1		02/02/22 17:11	103-65-1	
Styrene	ND	ug/L	0.50	0.29	1		02/02/22 17:11	100-42-5	
1,1,1,2-Tetrachloroethane	ND	ug/L	0.50	0.31	1		02/02/22 17:11	630-20-6	
1,1,2,2-Tetrachloroethane	ND	ug/L	0.50	0.22	1		02/02/22 17:11	79-34-5	
Tetrachloroethene	ND	ug/L	0.50	0.29	1		02/02/22 17:11	127-18-4	
Toluene	ND	ug/L	0.50	0.48	1		02/02/22 17:11	108-88-3	
1,2,3-Trichlorobenzene	ND	ug/L	2.0	0.81	1		02/02/22 17:11	87-61-6	
1,2,4-Trichlorobenzene	ND	ug/L	2.0	0.64	1		02/02/22 17:11	120-82-1	
1,1,1-Trichloroethane	ND	ug/L	0.50	0.33	1		02/02/22 17:11	71-55-6	
1,1,2-Trichloroethane	ND	ug/L	0.50	0.32	1		02/02/22 17:11	79-00-5	
Trichloroethene	ND	ug/L	0.50	0.38	1		02/02/22 17:11	79-01-6	
Trichlorofluoromethane	ND	ug/L	1.0	0.30	1		02/02/22 17:11	75-69-4	
1,2,3-Trichloropropane	ND	ug/L	0.50	0.26	1		02/02/22 17:11	96-18-4	
1,2,4-Trimethylbenzene	ND	ug/L	0.50	0.50	1		02/02/22 17:11	95-63-6	
1,3,5-Trimethylbenzene	ND	ug/L	0.50	0.33	1		02/02/22 17:11	108-67-8	
Vinyl chloride	ND	ug/L	1.0	0.39	1		02/02/22 17:11	75-01-4	
m&p-Xylene	ND	ug/L	1.0	0.71	1		02/02/22 17:11	179601-23-1	
o-Xylene	ND	ug/L	0.50	0.34	1		02/02/22 17:11	95-47-6	
Surrogates									
1,2-Dichloroethane-d4 (S)	105	%	70-130		1		02/02/22 17:11	17060-07-0	
4-Bromofluorobenzene (S)	103	%	70-130		1		02/02/22 17:11	460-00-4	
Toluene-d8 (S)	103	%	70-130		1		02/02/22 17:11	2037-26-5	

REPORT OF LABORATORY ANALYSIS

This report shall not be reproduced, except in full,
without the written consent of Pace Analytical Services, LLC.

Pace Analytical Services, LLC
9800 Kincey Ave. Suite 100
Huntersville, NC 28078
(704)875-9092

ANALYTICAL RESULTS

Project: CPC Huntersville-60674226
Pace Project No.: 92585562

Sample: MW-31D **Lab ID: 92585562007** Collected: 02/01/22 13:40 Received: 02/01/22 17:00 Matrix: Water

Parameters	Results	Units	Report Limit	MDL	DF	Prepared	Analyzed	CAS No.	Qual
VPH NC Water	Analytical Method: MADEP VPH Pace Analytical Services - Charlotte								
Total VPH (C5-C12)	ND	ug/L	50.0	50.0	1		02/03/22 01:23		N2
Aliphatic (C05-C08)	ND	ug/L	50.0	50.0	1		02/03/22 01:23		N2
Aliphatic(C09-C12) Adjusted	ND	ug/L	50.0	50.0	1		02/03/22 01:23		N2
Aromatic (C09-C10)	ND	ug/L	50.0	50.0	1		02/03/22 01:23		N2
Surrogates									
4-Bromofluorobenzene (FID) (S)	99	%	70-130		1		02/03/22 01:23	460-00-4	
4-Bromofluorobenzene (PID) (S)	97	%	70-130		1		02/03/22 01:23	460-00-4	
6010 MET ICP	Analytical Method: EPA 6010D Preparation Method: EPA 3010A Pace Analytical Services - Asheville								
Lead	ND	ug/L	5.0	4.5	1	02/02/22 12:54	02/03/22 18:51	7439-92-1	
6200B MSV	Analytical Method: SM 6200B Pace Analytical Services - Charlotte								
Benzene	ND	ug/L	0.50	0.34	1		02/02/22 19:47	71-43-2	
Bromobenzene	ND	ug/L	0.50	0.29	1		02/02/22 19:47	108-86-1	
Bromochloromethane	ND	ug/L	0.50	0.47	1		02/02/22 19:47	74-97-5	
Bromodichloromethane	ND	ug/L	0.50	0.31	1		02/02/22 19:47	75-27-4	
Bromoform	ND	ug/L	0.50	0.34	1		02/02/22 19:47	75-25-2	
Bromomethane	ND	ug/L	5.0	1.7	1		02/02/22 19:47	74-83-9	
n-Butylbenzene	ND	ug/L	0.50	0.49	1		02/02/22 19:47	104-51-8	
sec-Butylbenzene	ND	ug/L	0.50	0.40	1		02/02/22 19:47	135-98-8	
tert-Butylbenzene	ND	ug/L	0.50	0.32	1		02/02/22 19:47	98-06-6	
Carbon tetrachloride	ND	ug/L	0.50	0.33	1		02/02/22 19:47	56-23-5	
Chlorobenzene	ND	ug/L	0.50	0.28	1		02/02/22 19:47	108-90-7	
Chloroethane	ND	ug/L	1.0	0.65	1		02/02/22 19:47	75-00-3	
Chloroform	ND	ug/L	0.50	0.35	1		02/02/22 19:47	67-66-3	
Chloromethane	ND	ug/L	1.0	0.54	1		02/02/22 19:47	74-87-3	
2-Chlorotoluene	ND	ug/L	0.50	0.32	1		02/02/22 19:47	95-49-8	
4-Chlorotoluene	ND	ug/L	0.50	0.32	1		02/02/22 19:47	106-43-4	
1,2-Dibromo-3-chloropropane	ND	ug/L	1.0	0.34	1		02/02/22 19:47	96-12-8	
Dibromochloromethane	ND	ug/L	0.50	0.36	1		02/02/22 19:47	124-48-1	
1,2-Dibromoethane (EDB)	ND	ug/L	0.50	0.27	1		02/02/22 19:47	106-93-4	
Dibromomethane	ND	ug/L	0.50	0.39	1		02/02/22 19:47	74-95-3	
1,2-Dichlorobenzene	ND	ug/L	0.50	0.34	1		02/02/22 19:47	95-50-1	
1,3-Dichlorobenzene	ND	ug/L	0.50	0.34	1		02/02/22 19:47	541-73-1	
1,4-Dichlorobenzene	ND	ug/L	0.50	0.33	1		02/02/22 19:47	106-46-7	
Dichlorodifluoromethane	ND	ug/L	0.50	0.35	1		02/02/22 19:47	75-71-8	
1,1-Dichloroethane	ND	ug/L	0.50	0.37	1		02/02/22 19:47	75-34-3	
1,2-Dichloroethane	ND	ug/L	0.50	0.32	1		02/02/22 19:47	107-06-2	
1,1-Dichloroethene	ND	ug/L	0.50	0.35	1		02/02/22 19:47	75-35-4	
cis-1,2-Dichloroethene	ND	ug/L	0.50	0.38	1		02/02/22 19:47	156-59-2	
trans-1,2-Dichloroethene	ND	ug/L	0.50	0.40	1		02/02/22 19:47	156-60-5	
1,2-Dichloropropane	ND	ug/L	0.50	0.36	1		02/02/22 19:47	78-87-5	
1,3-Dichloropropane	ND	ug/L	0.50	0.28	1		02/02/22 19:47	142-28-9	

REPORT OF LABORATORY ANALYSIS

This report shall not be reproduced, except in full,
without the written consent of Pace Analytical Services, LLC.

Pace Analytical Services, LLC
9800 Kincey Ave. Suite 100
Huntersville, NC 28078
(704)875-9092

ANALYTICAL RESULTS

Project: CPC Huntersville-60674226
Pace Project No.: 92585562

Sample: MW-31D **Lab ID: 92585562007** Collected: 02/01/22 13:40 Received: 02/01/22 17:00 Matrix: Water

Parameters	Results	Units	Report Limit	MDL	DF	Prepared	Analyzed	CAS No.	Qual
6200B MSV	Analytical Method: SM 6200B Pace Analytical Services - Charlotte								
2,2-Dichloropropane	ND	ug/L	0.50	0.39	1		02/02/22 19:47	594-20-7	
1,1-Dichloropropene	ND	ug/L	0.50	0.43	1		02/02/22 19:47	563-58-6	
cis-1,3-Dichloropropene	ND	ug/L	0.50	0.36	1		02/02/22 19:47	10061-01-5	
trans-1,3-Dichloropropene	ND	ug/L	0.50	0.36	1		02/02/22 19:47	10061-02-6	
Diisopropyl ether	ND	ug/L	0.50	0.31	1		02/02/22 19:47	108-20-3	
Ethylbenzene	ND	ug/L	0.50	0.30	1		02/02/22 19:47	100-41-4	
Hexachloro-1,3-butadiene	ND	ug/L	2.0	1.5	1		02/02/22 19:47	87-68-3	
Isopropylbenzene (Cumene)	ND	ug/L	0.50	0.33	1		02/02/22 19:47	98-82-8	
Methylene Chloride	ND	ug/L	2.0	2.0	1		02/02/22 19:47	75-09-2	
Methyl-tert-butyl ether	ND	ug/L	0.50	0.42	1		02/02/22 19:47	1634-04-4	
Naphthalene	ND	ug/L	2.0	0.64	1		02/02/22 19:47	91-20-3	
n-Propylbenzene	ND	ug/L	0.50	0.34	1		02/02/22 19:47	103-65-1	
Styrene	ND	ug/L	0.50	0.29	1		02/02/22 19:47	100-42-5	
1,1,1,2-Tetrachloroethane	ND	ug/L	0.50	0.31	1		02/02/22 19:47	630-20-6	
1,1,2,2-Tetrachloroethane	ND	ug/L	0.50	0.22	1		02/02/22 19:47	79-34-5	
Tetrachloroethene	ND	ug/L	0.50	0.29	1		02/02/22 19:47	127-18-4	
Toluene	ND	ug/L	0.50	0.48	1		02/02/22 19:47	108-88-3	
1,2,3-Trichlorobenzene	ND	ug/L	2.0	0.81	1		02/02/22 19:47	87-61-6	
1,2,4-Trichlorobenzene	ND	ug/L	2.0	0.64	1		02/02/22 19:47	120-82-1	
1,1,1-Trichloroethane	ND	ug/L	0.50	0.33	1		02/02/22 19:47	71-55-6	
1,1,2-Trichloroethane	ND	ug/L	0.50	0.32	1		02/02/22 19:47	79-00-5	
Trichloroethene	ND	ug/L	0.50	0.38	1		02/02/22 19:47	79-01-6	
Trichlorofluoromethane	ND	ug/L	1.0	0.30	1		02/02/22 19:47	75-69-4	
1,2,3-Trichloropropane	ND	ug/L	0.50	0.26	1		02/02/22 19:47	96-18-4	
1,2,4-Trimethylbenzene	ND	ug/L	0.50	0.50	1		02/02/22 19:47	95-63-6	
1,3,5-Trimethylbenzene	ND	ug/L	0.50	0.33	1		02/02/22 19:47	108-67-8	
Vinyl chloride	ND	ug/L	1.0	0.39	1		02/02/22 19:47	75-01-4	
m&p-Xylene	ND	ug/L	1.0	0.71	1		02/02/22 19:47	179601-23-1	
o-Xylene	ND	ug/L	0.50	0.34	1		02/02/22 19:47	95-47-6	
Surrogates									
1,2-Dichloroethane-d4 (S)	104	%	70-130		1		02/02/22 19:47	17060-07-0	
4-Bromofluorobenzene (S)	103	%	70-130		1		02/02/22 19:47	460-00-4	
Toluene-d8 (S)	105	%	70-130		1		02/02/22 19:47	2037-26-5	

REPORT OF LABORATORY ANALYSIS

This report shall not be reproduced, except in full,
without the written consent of Pace Analytical Services, LLC.

Pace Analytical Services, LLC
9800 Kincey Ave. Suite 100
Huntersville, NC 28078
(704)875-9092

ANALYTICAL RESULTS

Project: CPC Huntersville-60674226
Pace Project No.: 92585562

Sample: MW-83 **Lab ID: 92585562008** Collected: 02/01/22 14:35 Received: 02/01/22 17:00 Matrix: Water

Parameters	Results	Units	Report Limit	MDL	DF	Prepared	Analyzed	CAS No.	Qual
VPH NC Water	Analytical Method: MADEP VPH Pace Analytical Services - Charlotte								
Total VPH (C5-C12)	ND	ug/L	50.0	50.0	1		02/03/22 01:51		N2
Aliphatic (C05-C08)	ND	ug/L	50.0	50.0	1		02/03/22 01:51		N2
Aliphatic(C09-C12) Adjusted	ND	ug/L	50.0	50.0	1		02/03/22 01:51		N2
Aromatic (C09-C10)	ND	ug/L	50.0	50.0	1		02/03/22 01:51		N2
Surrogates									
4-Bromofluorobenzene (FID) (S)	100	%	70-130		1		02/03/22 01:51	460-00-4	
4-Bromofluorobenzene (PID) (S)	98	%	70-130		1		02/03/22 01:51	460-00-4	
6010 MET ICP	Analytical Method: EPA 6010D Preparation Method: EPA 3010A Pace Analytical Services - Asheville								
Lead	ND	ug/L	5.0	4.5	1	02/02/22 12:54	02/03/22 19:01	7439-92-1	
6200B MSV	Analytical Method: SM 6200B Pace Analytical Services - Charlotte								
Benzene	ND	ug/L	0.50	0.34	1		02/02/22 17:28	71-43-2	
Bromobenzene	ND	ug/L	0.50	0.29	1		02/02/22 17:28	108-86-1	
Bromochloromethane	ND	ug/L	0.50	0.47	1		02/02/22 17:28	74-97-5	
Bromodichloromethane	ND	ug/L	0.50	0.31	1		02/02/22 17:28	75-27-4	
Bromoform	ND	ug/L	0.50	0.34	1		02/02/22 17:28	75-25-2	
Bromomethane	ND	ug/L	5.0	1.7	1		02/02/22 17:28	74-83-9	
n-Butylbenzene	ND	ug/L	0.50	0.49	1		02/02/22 17:28	104-51-8	
sec-Butylbenzene	ND	ug/L	0.50	0.40	1		02/02/22 17:28	135-98-8	
tert-Butylbenzene	ND	ug/L	0.50	0.32	1		02/02/22 17:28	98-06-6	
Carbon tetrachloride	ND	ug/L	0.50	0.33	1		02/02/22 17:28	56-23-5	
Chlorobenzene	ND	ug/L	0.50	0.28	1		02/02/22 17:28	108-90-7	
Chloroethane	ND	ug/L	1.0	0.65	1		02/02/22 17:28	75-00-3	
Chloroform	ND	ug/L	0.50	0.35	1		02/02/22 17:28	67-66-3	
Chloromethane	ND	ug/L	1.0	0.54	1		02/02/22 17:28	74-87-3	
2-Chlorotoluene	ND	ug/L	0.50	0.32	1		02/02/22 17:28	95-49-8	
4-Chlorotoluene	ND	ug/L	0.50	0.32	1		02/02/22 17:28	106-43-4	
1,2-Dibromo-3-chloropropane	ND	ug/L	1.0	0.34	1		02/02/22 17:28	96-12-8	
Dibromochloromethane	ND	ug/L	0.50	0.36	1		02/02/22 17:28	124-48-1	
1,2-Dibromoethane (EDB)	ND	ug/L	0.50	0.27	1		02/02/22 17:28	106-93-4	
Dibromomethane	ND	ug/L	0.50	0.39	1		02/02/22 17:28	74-95-3	
1,2-Dichlorobenzene	ND	ug/L	0.50	0.34	1		02/02/22 17:28	95-50-1	
1,3-Dichlorobenzene	ND	ug/L	0.50	0.34	1		02/02/22 17:28	541-73-1	
1,4-Dichlorobenzene	ND	ug/L	0.50	0.33	1		02/02/22 17:28	106-46-7	
Dichlorodifluoromethane	ND	ug/L	0.50	0.35	1		02/02/22 17:28	75-71-8	
1,1-Dichloroethane	ND	ug/L	0.50	0.37	1		02/02/22 17:28	75-34-3	
1,2-Dichloroethane	ND	ug/L	0.50	0.32	1		02/02/22 17:28	107-06-2	
1,1-Dichloroethene	ND	ug/L	0.50	0.35	1		02/02/22 17:28	75-35-4	
cis-1,2-Dichloroethene	ND	ug/L	0.50	0.38	1		02/02/22 17:28	156-59-2	
trans-1,2-Dichloroethene	ND	ug/L	0.50	0.40	1		02/02/22 17:28	156-60-5	
1,2-Dichloropropane	ND	ug/L	0.50	0.36	1		02/02/22 17:28	78-87-5	
1,3-Dichloropropane	ND	ug/L	0.50	0.28	1		02/02/22 17:28	142-28-9	

REPORT OF LABORATORY ANALYSIS

This report shall not be reproduced, except in full,
without the written consent of Pace Analytical Services, LLC.

Pace Analytical Services, LLC
9800 Kincey Ave. Suite 100
Huntersville, NC 28078
(704)875-9092

ANALYTICAL RESULTS

Project: CPC Huntersville-60674226
Pace Project No.: 92585562

Sample: MW-83 **Lab ID: 92585562008** Collected: 02/01/22 14:35 Received: 02/01/22 17:00 Matrix: Water

Parameters	Results	Units	Report Limit	MDL	DF	Prepared	Analyzed	CAS No.	Qual
6200B MSV	Analytical Method: SM 6200B Pace Analytical Services - Charlotte								
2,2-Dichloropropane	ND	ug/L	0.50	0.39	1		02/02/22 17:28	594-20-7	
1,1-Dichloropropene	ND	ug/L	0.50	0.43	1		02/02/22 17:28	563-58-6	
cis-1,3-Dichloropropene	ND	ug/L	0.50	0.36	1		02/02/22 17:28	10061-01-5	
trans-1,3-Dichloropropene	ND	ug/L	0.50	0.36	1		02/02/22 17:28	10061-02-6	
Diisopropyl ether	ND	ug/L	0.50	0.31	1		02/02/22 17:28	108-20-3	
Ethylbenzene	ND	ug/L	0.50	0.30	1		02/02/22 17:28	100-41-4	
Hexachloro-1,3-butadiene	ND	ug/L	2.0	1.5	1		02/02/22 17:28	87-68-3	
Isopropylbenzene (Cumene)	ND	ug/L	0.50	0.33	1		02/02/22 17:28	98-82-8	
Methylene Chloride	ND	ug/L	2.0	2.0	1		02/02/22 17:28	75-09-2	
Methyl-tert-butyl ether	ND	ug/L	0.50	0.42	1		02/02/22 17:28	1634-04-4	
Naphthalene	ND	ug/L	2.0	0.64	1		02/02/22 17:28	91-20-3	
n-Propylbenzene	ND	ug/L	0.50	0.34	1		02/02/22 17:28	103-65-1	
Styrene	ND	ug/L	0.50	0.29	1		02/02/22 17:28	100-42-5	
1,1,1,2-Tetrachloroethane	ND	ug/L	0.50	0.31	1		02/02/22 17:28	630-20-6	
1,1,2,2-Tetrachloroethane	ND	ug/L	0.50	0.22	1		02/02/22 17:28	79-34-5	
Tetrachloroethene	ND	ug/L	0.50	0.29	1		02/02/22 17:28	127-18-4	
Toluene	ND	ug/L	0.50	0.48	1		02/02/22 17:28	108-88-3	
1,2,3-Trichlorobenzene	ND	ug/L	2.0	0.81	1		02/02/22 17:28	87-61-6	
1,2,4-Trichlorobenzene	ND	ug/L	2.0	0.64	1		02/02/22 17:28	120-82-1	
1,1,1-Trichloroethane	ND	ug/L	0.50	0.33	1		02/02/22 17:28	71-55-6	
1,1,2-Trichloroethane	ND	ug/L	0.50	0.32	1		02/02/22 17:28	79-00-5	
Trichloroethene	ND	ug/L	0.50	0.38	1		02/02/22 17:28	79-01-6	
Trichlorofluoromethane	ND	ug/L	1.0	0.30	1		02/02/22 17:28	75-69-4	
1,2,3-Trichloropropane	ND	ug/L	0.50	0.26	1		02/02/22 17:28	96-18-4	
1,2,4-Trimethylbenzene	ND	ug/L	0.50	0.50	1		02/02/22 17:28	95-63-6	
1,3,5-Trimethylbenzene	ND	ug/L	0.50	0.33	1		02/02/22 17:28	108-67-8	
Vinyl chloride	ND	ug/L	1.0	0.39	1		02/02/22 17:28	75-01-4	
m&p-Xylene	ND	ug/L	1.0	0.71	1		02/02/22 17:28	179601-23-1	
o-Xylene	ND	ug/L	0.50	0.34	1		02/02/22 17:28	95-47-6	
Surrogates									
1,2-Dichloroethane-d4 (S)	106	%	70-130		1		02/02/22 17:28	17060-07-0	
4-Bromofluorobenzene (S)	103	%	70-130		1		02/02/22 17:28	460-00-4	
Toluene-d8 (S)	103	%	70-130		1		02/02/22 17:28	2037-26-5	

REPORT OF LABORATORY ANALYSIS

This report shall not be reproduced, except in full,
without the written consent of Pace Analytical Services, LLC.

Pace Analytical Services, LLC
9800 Kincey Ave. Suite 100
Huntersville, NC 28078
(704)875-9092

ANALYTICAL RESULTS

Project: CPC Huntersville-60674226
Pace Project No.: 92585562

Sample: MW-79D **Lab ID: 92585562009** Collected: 02/01/22 13:30 Received: 02/01/22 17:00 Matrix: Water

Parameters	Results	Units	Report Limit	MDL	DF	Prepared	Analyzed	CAS No.	Qual
VPH NC Water	Analytical Method: MADEP VPH Pace Analytical Services - Charlotte								
Total VPH (C5-C12)	**77.8**	ug/L	50.0	50.0	1		02/03/22 03:47		N2
Aliphatic (C05-C08)	ND	ug/L	50.0	50.0	1		02/03/22 03:47		N2
Aliphatic(C09-C12) Adjusted	ND	ug/L	50.0	50.0	1		02/03/22 03:47		N2
Aromatic (C09-C10)	ND	ug/L	50.0	50.0	1		02/03/22 03:47		N2
Surrogates									
4-Bromofluorobenzene (FID) (S)	95	%	70-130		1		02/03/22 03:47	460-00-4	
4-Bromofluorobenzene (PID) (S)	94	%	70-130		1		02/03/22 03:47	460-00-4	
6010 MET ICP	Analytical Method: EPA 6010D Preparation Method: EPA 3010A Pace Analytical Services - Asheville								
Lead	**150**	ug/L	5.0	4.5	1	02/03/22 00:21	02/03/22 16:44	7439-92-1	
6200B MSV	Analytical Method: SM 6200B Pace Analytical Services - Charlotte								
Benzene	ND	ug/L	0.50	0.34	1		02/02/22 18:38	71-43-2	
Bromobenzene	ND	ug/L	0.50	0.29	1		02/02/22 18:38	108-86-1	
Bromochloromethane	ND	ug/L	0.50	0.47	1		02/02/22 18:38	74-97-5	
Bromodichloromethane	ND	ug/L	0.50	0.31	1		02/02/22 18:38	75-27-4	
Bromoform	ND	ug/L	0.50	0.34	1		02/02/22 18:38	75-25-2	
Bromomethane	ND	ug/L	5.0	1.7	1		02/02/22 18:38	74-83-9	
n-Butylbenzene	ND	ug/L	0.50	0.49	1		02/02/22 18:38	104-51-8	
sec-Butylbenzene	ND	ug/L	0.50	0.40	1		02/02/22 18:38	135-98-8	
tert-Butylbenzene	ND	ug/L	0.50	0.32	1		02/02/22 18:38	98-06-6	
Carbon tetrachloride	ND	ug/L	0.50	0.33	1		02/02/22 18:38	56-23-5	
Chlorobenzene	ND	ug/L	0.50	0.28	1		02/02/22 18:38	108-90-7	
Chloroethane	ND	ug/L	1.0	0.65	1		02/02/22 18:38	75-00-3	
Chloroform	ND	ug/L	0.50	0.35	1		02/02/22 18:38	67-66-3	
Chloromethane	ND	ug/L	1.0	0.54	1		02/02/22 18:38	74-87-3	
2-Chlorotoluene	ND	ug/L	0.50	0.32	1		02/02/22 18:38	95-49-8	
4-Chlorotoluene	ND	ug/L	0.50	0.32	1		02/02/22 18:38	106-43-4	
1,2-Dibromo-3-chloropropane	ND	ug/L	1.0	0.34	1		02/02/22 18:38	96-12-8	
Dibromochloromethane	ND	ug/L	0.50	0.36	1		02/02/22 18:38	124-48-1	
1,2-Dibromoethane (EDB)	ND	ug/L	0.50	0.27	1		02/02/22 18:38	106-93-4	
Dibromomethane	ND	ug/L	0.50	0.39	1		02/02/22 18:38	74-95-3	
1,2-Dichlorobenzene	ND	ug/L	0.50	0.34	1		02/02/22 18:38	95-50-1	
1,3-Dichlorobenzene	ND	ug/L	0.50	0.34	1		02/02/22 18:38	541-73-1	
1,4-Dichlorobenzene	ND	ug/L	0.50	0.33	1		02/02/22 18:38	106-46-7	
Dichlorodifluoromethane	ND	ug/L	0.50	0.35	1		02/02/22 18:38	75-71-8	
1,1-Dichloroethane	ND	ug/L	0.50	0.37	1		02/02/22 18:38	75-34-3	
1,2-Dichloroethane	ND	ug/L	0.50	0.32	1		02/02/22 18:38	107-06-2	
1,1-Dichloroethene	ND	ug/L	0.50	0.35	1		02/02/22 18:38	75-35-4	
cis-1,2-Dichloroethene	ND	ug/L	0.50	0.38	1		02/02/22 18:38	156-59-2	
trans-1,2-Dichloroethene	ND	ug/L	0.50	0.40	1		02/02/22 18:38	156-60-5	
1,2-Dichloropropane	ND	ug/L	0.50	0.36	1		02/02/22 18:38	78-87-5	
1,3-Dichloropropane	ND	ug/L	0.50	0.28	1		02/02/22 18:38	142-28-9	

REPORT OF LABORATORY ANALYSIS

This report shall not be reproduced, except in full,
without the written consent of Pace Analytical Services, LLC.

Pace Analytical Services, LLC
9800 Kincey Ave. Suite 100
Huntersville, NC 28078
(704)875-9092

ANALYTICAL RESULTS

Project: CPC Huntersville-60674226
Pace Project No.: 92585562

Sample: MW-79D **Lab ID: 92585562009** Collected: 02/01/22 13:30 Received: 02/01/22 17:00 Matrix: Water

Parameters	Results	Units	Report Limit	MDL	DF	Prepared	Analyzed	CAS No.	Qual
6200B MSV	Analytical Method: SM 6200B Pace Analytical Services - Charlotte								
2,2-Dichloropropane	ND	ug/L	0.50	0.39	1		02/02/22 18:38	594-20-7	
1,1-Dichloropropene	ND	ug/L	0.50	0.43	1		02/02/22 18:38	563-58-6	
cis-1,3-Dichloropropene	ND	ug/L	0.50	0.36	1		02/02/22 18:38	10061-01-5	
trans-1,3-Dichloropropene	ND	ug/L	0.50	0.36	1		02/02/22 18:38	10061-02-6	
Diisopropyl ether	ND	ug/L	0.50	0.31	1		02/02/22 18:38	108-20-3	
Ethylbenzene	ND	ug/L	0.50	0.30	1		02/02/22 18:38	100-41-4	
Hexachloro-1,3-butadiene	ND	ug/L	2.0	1.5	1		02/02/22 18:38	87-68-3	
Isopropylbenzene (Cumene)	ND	ug/L	0.50	0.33	1		02/02/22 18:38	98-82-8	
Methylene Chloride	ND	ug/L	2.0	2.0	1		02/02/22 18:38	75-09-2	
Methyl-tert-butyl ether	ND	ug/L	0.50	0.42	1		02/02/22 18:38	1634-04-4	
Naphthalene	ND	ug/L	2.0	0.64	1		02/02/22 18:38	91-20-3	
n-Propylbenzene	ND	ug/L	0.50	0.34	1		02/02/22 18:38	103-65-1	
Styrene	ND	ug/L	0.50	0.29	1		02/02/22 18:38	100-42-5	
1,1,1,2-Tetrachloroethane	ND	ug/L	0.50	0.31	1		02/02/22 18:38	630-20-6	
1,1,2,2-Tetrachloroethane	ND	ug/L	0.50	0.22	1		02/02/22 18:38	79-34-5	
Tetrachloroethene	ND	ug/L	0.50	0.29	1		02/02/22 18:38	127-18-4	
Toluene	**1.6**	ug/L	0.50	0.48	1		02/02/22 18:38	108-88-3	
1,2,3-Trichlorobenzene	ND	ug/L	2.0	0.81	1		02/02/22 18:38	87-61-6	
1,2,4-Trichlorobenzene	ND	ug/L	2.0	0.64	1		02/02/22 18:38	120-82-1	
1,1,1-Trichloroethane	ND	ug/L	0.50	0.33	1		02/02/22 18:38	71-55-6	
1,1,2-Trichloroethane	ND	ug/L	0.50	0.32	1		02/02/22 18:38	79-00-5	
Trichloroethene	ND	ug/L	0.50	0.38	1		02/02/22 18:38	79-01-6	
Trichlorofluoromethane	ND	ug/L	1.0	0.30	1		02/02/22 18:38	75-69-4	
1,2,3-Trichloropropane	ND	ug/L	0.50	0.26	1		02/02/22 18:38	96-18-4	
1,2,4-Trimethylbenzene	ND	ug/L	0.50	0.50	1		02/02/22 18:38	95-63-6	
1,3,5-Trimethylbenzene	ND	ug/L	0.50	0.33	1		02/02/22 18:38	108-67-8	
Vinyl chloride	ND	ug/L	1.0	0.39	1		02/02/22 18:38	75-01-4	
m&p-Xylene	ND	ug/L	1.0	0.71	1		02/02/22 18:38	179601-23-1	
o-Xylene	ND	ug/L	0.50	0.34	1		02/02/22 18:38	95-47-6	
Surrogates									
1,2-Dichloroethane-d4 (S)	104	%	70-130		1		02/02/22 18:38	17060-07-0	
4-Bromofluorobenzene (S)	104	%	70-130		1		02/02/22 18:38	460-00-4	
Toluene-d8 (S)	105	%	70-130		1		02/02/22 18:38	2037-26-5	

REPORT OF LABORATORY ANALYSIS

This report shall not be reproduced, except in full,
without the written consent of Pace Analytical Services, LLC.

Pace Analytical Services, LLC
9800 Kincey Ave. Suite 100
Huntersville, NC 28078
(704)875-9092

ANALYTICAL RESULTS

Project: CPC Huntersville-60674226
Pace Project No.: 92585562

Sample: MW-31 **Lab ID: 92585562010** Collected: 02/01/22 14:10 Received: 02/01/22 17:00 Matrix: Water

Parameters	Results	Units	Report Limit	MDL	DF	Prepared	Analyzed	CAS No.	Qual
VPH NC Water	Analytical Method: MADEP VPH Pace Analytical Services - Charlotte								
Total VPH (C5-C12)	ND	ug/L	50.0	50.0	1		02/03/22 04:15		N2
Aliphatic (C05-C08)	ND	ug/L	50.0	50.0	1		02/03/22 04:15		N2
Aliphatic(C09-C12) Adjusted	ND	ug/L	50.0	50.0	1		02/03/22 04:15		N2
Aromatic (C09-C10)	ND	ug/L	50.0	50.0	1		02/03/22 04:15		N2
Surrogates									
4-Bromofluorobenzene (FID) (S)	96	%	70-130		1		02/03/22 04:15	460-00-4	
4-Bromofluorobenzene (PID) (S)	95	%	70-130		1		02/03/22 04:15	460-00-4	
6010 MET ICP	Analytical Method: EPA 6010D Preparation Method: EPA 3010A Pace Analytical Services - Asheville								
Lead	ND	ug/L	5.0	4.5	1	02/02/22 12:54	02/03/22 19:22	7439-92-1	
6200B MSV	Analytical Method: SM 6200B Pace Analytical Services - Charlotte								
Benzene	ND	ug/L	0.50	0.34	1		02/02/22 18:55	71-43-2	
Bromobenzene	ND	ug/L	0.50	0.29	1		02/02/22 18:55	108-86-1	
Bromochloromethane	ND	ug/L	0.50	0.47	1		02/02/22 18:55	74-97-5	
Bromodichloromethane	ND	ug/L	0.50	0.31	1		02/02/22 18:55	75-27-4	
Bromoform	ND	ug/L	0.50	0.34	1		02/02/22 18:55	75-25-2	
Bromomethane	ND	ug/L	5.0	1.7	1		02/02/22 18:55	74-83-9	
n-Butylbenzene	ND	ug/L	0.50	0.49	1		02/02/22 18:55	104-51-8	
sec-Butylbenzene	ND	ug/L	0.50	0.40	1		02/02/22 18:55	135-98-8	
tert-Butylbenzene	ND	ug/L	0.50	0.32	1		02/02/22 18:55	98-06-6	
Carbon tetrachloride	ND	ug/L	0.50	0.33	1		02/02/22 18:55	56-23-5	
Chlorobenzene	ND	ug/L	0.50	0.28	1		02/02/22 18:55	108-90-7	
Chloroethane	ND	ug/L	1.0	0.65	1		02/02/22 18:55	75-00-3	
Chloroform	ND	ug/L	0.50	0.35	1		02/02/22 18:55	67-66-3	
Chloromethane	ND	ug/L	1.0	0.54	1		02/02/22 18:55	74-87-3	
2-Chlorotoluene	ND	ug/L	0.50	0.32	1		02/02/22 18:55	95-49-8	
4-Chlorotoluene	ND	ug/L	0.50	0.32	1		02/02/22 18:55	106-43-4	
1,2-Dibromo-3-chloropropane	ND	ug/L	1.0	0.34	1		02/02/22 18:55	96-12-8	
Dibromochloromethane	ND	ug/L	0.50	0.36	1		02/02/22 18:55	124-48-1	
1,2-Dibromoethane (EDB)	ND	ug/L	0.50	0.27	1		02/02/22 18:55	106-93-4	
Dibromomethane	ND	ug/L	0.50	0.39	1		02/02/22 18:55	74-95-3	
1,2-Dichlorobenzene	ND	ug/L	0.50	0.34	1		02/02/22 18:55	95-50-1	
1,3-Dichlorobenzene	ND	ug/L	0.50	0.34	1		02/02/22 18:55	541-73-1	
1,4-Dichlorobenzene	ND	ug/L	0.50	0.33	1		02/02/22 18:55	106-46-7	
Dichlorodifluoromethane	ND	ug/L	0.50	0.35	1		02/02/22 18:55	75-71-8	
1,1-Dichloroethane	ND	ug/L	0.50	0.37	1		02/02/22 18:55	75-34-3	
1,2-Dichloroethane	ND	ug/L	0.50	0.32	1		02/02/22 18:55	107-06-2	
1,1-Dichloroethene	ND	ug/L	0.50	0.35	1		02/02/22 18:55	75-35-4	
cis-1,2-Dichloroethene	ND	ug/L	0.50	0.38	1		02/02/22 18:55	156-59-2	
trans-1,2-Dichloroethene	ND	ug/L	0.50	0.40	1		02/02/22 18:55	156-60-5	
1,2-Dichloropropane	ND	ug/L	0.50	0.36	1		02/02/22 18:55	78-87-5	
1,3-Dichloropropane	ND	ug/L	0.50	0.28	1		02/02/22 18:55	142-28-9	

REPORT OF LABORATORY ANALYSIS

This report shall not be reproduced, except in full,
without the written consent of Pace Analytical Services, LLC.

Pace Analytical Services, LLC
9800 Kincey Ave. Suite 100
Huntersville, NC 28078
(704)875-9092

ANALYTICAL RESULTS

Project: CPC Huntersville-60674226
Pace Project No.: 92585562

Sample: MW-31 **Lab ID: 92585562010** Collected: 02/01/22 14:10 Received: 02/01/22 17:00 Matrix: Water

Parameters	Results	Units	Report Limit	MDL	DF	Prepared	Analyzed	CAS No.	Qual
6200B MSV	Analytical Method: SM 6200B Pace Analytical Services - Charlotte								
2,2-Dichloropropane	ND	ug/L	0.50	0.39	1		02/02/22 18:55	594-20-7	
1,1-Dichloropropene	ND	ug/L	0.50	0.43	1		02/02/22 18:55	563-58-6	
cis-1,3-Dichloropropene	ND	ug/L	0.50	0.36	1		02/02/22 18:55	10061-01-5	
trans-1,3-Dichloropropene	ND	ug/L	0.50	0.36	1		02/02/22 18:55	10061-02-6	
Diisopropyl ether	ND	ug/L	0.50	0.31	1		02/02/22 18:55	108-20-3	
Ethylbenzene	ND	ug/L	0.50	0.30	1		02/02/22 18:55	100-41-4	
Hexachloro-1,3-butadiene	ND	ug/L	2.0	1.5	1		02/02/22 18:55	87-68-3	
Isopropylbenzene (Cumene)	ND	ug/L	0.50	0.33	1		02/02/22 18:55	98-82-8	
Methylene Chloride	ND	ug/L	2.0	2.0	1		02/02/22 18:55	75-09-2	
Methyl-tert-butyl ether	ND	ug/L	0.50	0.42	1		02/02/22 18:55	1634-04-4	
Naphthalene	ND	ug/L	2.0	0.64	1		02/02/22 18:55	91-20-3	
n-Propylbenzene	ND	ug/L	0.50	0.34	1		02/02/22 18:55	103-65-1	
Styrene	ND	ug/L	0.50	0.29	1		02/02/22 18:55	100-42-5	
1,1,1,2-Tetrachloroethane	ND	ug/L	0.50	0.31	1		02/02/22 18:55	630-20-6	
1,1,2,2-Tetrachloroethane	ND	ug/L	0.50	0.22	1		02/02/22 18:55	79-34-5	
Tetrachloroethene	ND	ug/L	0.50	0.29	1		02/02/22 18:55	127-18-4	
Toluene	ND	ug/L	0.50	0.48	1		02/02/22 18:55	108-88-3	
1,2,3-Trichlorobenzene	ND	ug/L	2.0	0.81	1		02/02/22 18:55	87-61-6	
1,2,4-Trichlorobenzene	ND	ug/L	2.0	0.64	1		02/02/22 18:55	120-82-1	
1,1,1-Trichloroethane	ND	ug/L	0.50	0.33	1		02/02/22 18:55	71-55-6	
1,1,2-Trichloroethane	ND	ug/L	0.50	0.32	1		02/02/22 18:55	79-00-5	
Trichloroethene	ND	ug/L	0.50	0.38	1		02/02/22 18:55	79-01-6	
Trichlorofluoromethane	ND	ug/L	1.0	0.30	1		02/02/22 18:55	75-69-4	
1,2,3-Trichloropropane	ND	ug/L	0.50	0.26	1		02/02/22 18:55	96-18-4	
1,2,4-Trimethylbenzene	ND	ug/L	0.50	0.50	1		02/02/22 18:55	95-63-6	
1,3,5-Trimethylbenzene	ND	ug/L	0.50	0.33	1		02/02/22 18:55	108-67-8	
Vinyl chloride	ND	ug/L	1.0	0.39	1		02/02/22 18:55	75-01-4	
m&p-Xylene	ND	ug/L	1.0	0.71	1		02/02/22 18:55	179601-23-1	
o-Xylene	ND	ug/L	0.50	0.34	1		02/02/22 18:55	95-47-6	
Surrogates									
1,2-Dichloroethane-d4 (S)	104	%	70-130		1		02/02/22 18:55	17060-07-0	
4-Bromofluorobenzene (S)	101	%	70-130		1		02/02/22 18:55	460-00-4	
Toluene-d8 (S)	105	%	70-130		1		02/02/22 18:55	2037-26-5	

REPORT OF LABORATORY ANALYSIS

This report shall not be reproduced, except in full,
without the written consent of Pace Analytical Services, LLC.

Pace Analytical Services, LLC
9800 Kincey Ave. Suite 100
Huntersville, NC 28078
(704)875-9092

ANALYTICAL RESULTS

Project: CPC Huntersville-60674226
Pace Project No.: 92585562

Sample: MW-19 **Lab ID: 92585562011** Collected: 02/01/22 15:15 Received: 02/01/22 17:00 Matrix: Water

Parameters	Results	Units	Report Limit	MDL	DF	Prepared	Analyzed	CAS No.	Qual
VPH NC Water	Analytical Method: MADEP VPH Pace Analytical Services - Charlotte								
Total VPH (C5-C12)	**91400**	ug/L	1250	1250	25		02/04/22 11:42		N2
Aliphatic (C05-C08)	**75600**	ug/L	1250	1250	25		02/04/22 11:42		N2
Aliphatic(C09-C12) Adjusted	**13300**	ug/L	1250	1250	25		02/04/22 11:42		N2
Aromatic (C09-C10)	**2450**	ug/L	1250	1250	25		02/04/22 11:42		N2
Surrogates									
4-Bromofluorobenzene (FID) (S)	95	%	70-130		25		02/04/22 11:42	460-00-4	
4-Bromofluorobenzene (PID) (S)	90	%	70-130		25		02/04/22 11:42	460-00-4	
6010 MET ICP	Analytical Method: EPA 6010D Preparation Method: EPA 3010A Pace Analytical Services - Asheville								
Lead	**9.3**	ug/L	5.0	4.5	1	02/02/22 12:54	02/03/22 19:26	7439-92-1	
6200B MSV	Analytical Method: SM 6200B Pace Analytical Services - Charlotte								
Benzene	**6580**	ug/L	50.0	34.5	100		02/03/22 15:49	71-43-2	
Bromobenzene	ND	ug/L	50.0	29.0	100		02/03/22 15:49	108-86-1	
Bromochloromethane	ND	ug/L	50.0	46.8	100		02/03/22 15:49	74-97-5	
Bromodichloromethane	ND	ug/L	50.0	30.7	100		02/03/22 15:49	75-27-4	
Bromoform	ND	ug/L	50.0	34.1	100		02/03/22 15:49	75-25-2	
Bromomethane	ND	ug/L	500	166	100		02/03/22 15:49	74-83-9	IH
n-Butylbenzene	ND	ug/L	50.0	49.0	100		02/03/22 15:49	104-51-8	
sec-Butylbenzene	ND	ug/L	50.0	40.0	100		02/03/22 15:49	135-98-8	
tert-Butylbenzene	ND	ug/L	50.0	32.3	100		02/03/22 15:49	98-06-6	
Carbon tetrachloride	ND	ug/L	50.0	33.3	100		02/03/22 15:49	56-23-5	
Chlorobenzene	ND	ug/L	50.0	28.4	100		02/03/22 15:49	108-90-7	
Chloroethane	ND	ug/L	100	64.9	100		02/03/22 15:49	75-00-3	
Chloroform	ND	ug/L	50.0	35.3	100		02/03/22 15:49	67-66-3	
Chloromethane	ND	ug/L	100	54.0	100		02/03/22 15:49	74-87-3	
2-Chlorotoluene	ND	ug/L	50.0	32.1	100		02/03/22 15:49	95-49-8	
4-Chlorotoluene	ND	ug/L	50.0	32.4	100		02/03/22 15:49	106-43-4	
1,2-Dibromo-3-chloropropane	ND	ug/L	100	34.0	100		02/03/22 15:49	96-12-8	
Dibromochloromethane	ND	ug/L	50.0	35.9	100		02/03/22 15:49	124-48-1	
1,2-Dibromoethane (EDB)	ND	ug/L	50.0	27.2	100		02/03/22 15:49	106-93-4	
Dibromomethane	ND	ug/L	50.0	39.4	100		02/03/22 15:49	74-95-3	
1,2-Dichlorobenzene	ND	ug/L	50.0	33.9	100		02/03/22 15:49	95-50-1	
1,3-Dichlorobenzene	ND	ug/L	50.0	34.0	100		02/03/22 15:49	541-73-1	
1,4-Dichlorobenzene	ND	ug/L	50.0	33.3	100		02/03/22 15:49	106-46-7	
Dichlorodifluoromethane	ND	ug/L	50.0	34.6	100		02/03/22 15:49	75-71-8	
1,1-Dichloroethane	ND	ug/L	50.0	36.7	100		02/03/22 15:49	75-34-3	
1,2-Dichloroethane	ND	ug/L	50.0	32.2	100		02/03/22 15:49	107-06-2	
1,1-Dichloroethene	ND	ug/L	50.0	34.8	100		02/03/22 15:49	75-35-4	
cis-1,2-Dichloroethene	ND	ug/L	50.0	38.4	100		02/03/22 15:49	156-59-2	
trans-1,2-Dichloroethene	ND	ug/L	50.0	39.6	100		02/03/22 15:49	156-60-5	
1,2-Dichloropropane	ND	ug/L	50.0	35.5	100		02/03/22 15:49	78-87-5	
1,3-Dichloropropane	ND	ug/L	50.0	28.4	100		02/03/22 15:49	142-28-9	

REPORT OF LABORATORY ANALYSIS

This report shall not be reproduced, except in full,
without the written consent of Pace Analytical Services, LLC.

Pace Analytical Services, LLC
9800 Kincey Ave. Suite 100
Huntersville, NC 28078
(704)875-9092

ANALYTICAL RESULTS

Project: CPC Huntersville-60674226
Pace Project No.: 92585562

Sample: MW-19 **Lab ID: 92585562011** Collected: 02/01/22 15:15 Received: 02/01/22 17:00 Matrix: Water

Parameters	Results	Units	Report Limit	MDL	DF	Prepared	Analyzed	CAS No.	Qual
6200B MSV	Analytical Method: SM 6200B Pace Analytical Services - Charlotte								
2,2-Dichloropropane	ND	ug/L	50.0	38.8	100		02/03/22 15:49	594-20-7	
1,1-Dichloropropene	ND	ug/L	50.0	42.7	100		02/03/22 15:49	563-58-6	
cis-1,3-Dichloropropene	ND	ug/L	50.0	36.5	100		02/03/22 15:49	10061-01-5	
trans-1,3-Dichloropropene	ND	ug/L	50.0	36.3	100		02/03/22 15:49	10061-02-6	
Diisopropyl ether	**308**	ug/L	50.0	30.8	100		02/03/22 15:49	108-20-3	
Ethylbenzene	**1450**	ug/L	50.0	30.4	100		02/03/22 15:49	100-41-4	
Hexachloro-1,3-butadiene	ND	ug/L	200	153	100		02/03/22 15:49	87-68-3	
Isopropylbenzene (Cumene)	**43.1J**	ug/L	50.0	33.3	100		02/03/22 15:49	98-82-8	
Methylene Chloride	ND	ug/L	200	195	100		02/03/22 15:49	75-09-2	
Methyl-tert-butyl ether	**43.7J**	ug/L	50.0	42.2	100		02/03/22 15:49	1634-04-4	
Naphthalene	**314**	ug/L	200	64.5	100		02/03/22 15:49	91-20-3	
n-Propylbenzene	**120**	ug/L	50.0	34.0	100		02/03/22 15:49	103-65-1	
Styrene	ND	ug/L	50.0	29.2	100		02/03/22 15:49	100-42-5	
1,1,1,2-Tetrachloroethane	ND	ug/L	50.0	31.1	100		02/03/22 15:49	630-20-6	
1,1,2,2-Tetrachloroethane	ND	ug/L	50.0	22.5	100		02/03/22 15:49	79-34-5	
Tetrachloroethene	ND	ug/L	50.0	29.2	100		02/03/22 15:49	127-18-4	
Toluene	**13300**	ug/L	50.0	48.5	100		02/03/22 15:49	108-88-3	
1,2,3-Trichlorobenzene	ND	ug/L	200	80.6	100		02/03/22 15:49	87-61-6	
1,2,4-Trichlorobenzene	ND	ug/L	200	63.9	100		02/03/22 15:49	120-82-1	
1,1,1-Trichloroethane	ND	ug/L	50.0	33.2	100		02/03/22 15:49	71-55-6	
1,1,2-Trichloroethane	ND	ug/L	50.0	32.5	100		02/03/22 15:49	79-00-5	
Trichloroethene	ND	ug/L	50.0	38.3	100		02/03/22 15:49	79-01-6	
Trichlorofluoromethane	ND	ug/L	100	29.8	100		02/03/22 15:49	75-69-4	
1,2,3-Trichloropropane	ND	ug/L	50.0	26.1	100		02/03/22 15:49	96-18-4	
1,2,4-Trimethylbenzene	**884**	ug/L	50.0	49.5	100		02/03/22 15:49	95-63-6	
1,3,5-Trimethylbenzene	**215**	ug/L	50.0	33.2	100		02/03/22 15:49	108-67-8	
Vinyl chloride	ND	ug/L	100	38.6	100		02/03/22 15:49	75-01-4	
m&p-Xylene	**5250**	ug/L	100	70.9	100		02/03/22 15:49	179601-23-1	
o-Xylene	**2830**	ug/L	50.0	33.8	100		02/03/22 15:49	95-47-6	
Surrogates									
1,2-Dichloroethane-d4 (S)	97	%	70-130		100		02/03/22 15:49	17060-07-0	
4-Bromofluorobenzene (S)	95	%	70-130		100		02/03/22 15:49	460-00-4	
Toluene-d8 (S)	98	%	70-130		100		02/03/22 15:49	2037-26-5	

REPORT OF LABORATORY ANALYSIS

This report shall not be reproduced, except in full,
without the written consent of Pace Analytical Services, LLC.

Pace Analytical Services, LLC
9800 Kincey Ave. Suite 100
Huntersville, NC 28078
(704)875-9092

ANALYTICAL RESULTS

Project: CPC Huntersville-60674226
Pace Project No.: 92585562

Sample: MW-81 **Lab ID: 92585562012** Collected: 02/01/22 15:15 Received: 02/01/22 17:00 Matrix: Water

Parameters	Results	Units	Report Limit	MDL	DF	Prepared	Analyzed	CAS No.	Qual
VPH NC Water	Analytical Method: MADEP VPH Pace Analytical Services - Charlotte								
Total VPH (C5-C12)	ND	ug/L	50.0	50.0	1		02/03/22 05:13		N2
Aliphatic (C05-C08)	ND	ug/L	50.0	50.0	1		02/03/22 05:13		N2
Aliphatic(C09-C12) Adjusted	ND	ug/L	50.0	50.0	1		02/03/22 05:13		N2
Aromatic (C09-C10)	ND	ug/L	50.0	50.0	1		02/03/22 05:13		N2
Surrogates									
4-Bromofluorobenzene (FID) (S)	96	%	70-130		1		02/03/22 05:13	460-00-4	
4-Bromofluorobenzene (PID) (S)	95	%	70-130		1		02/03/22 05:13	460-00-4	
6010 MET ICP	Analytical Method: EPA 6010D Preparation Method: EPA 3010A Pace Analytical Services - Asheville								
Lead	**20.2**	ug/L	5.0	4.5	1	02/02/22 12:54	02/03/22 19:29	7439-92-1	
6200B MSV	Analytical Method: SM 6200B Pace Analytical Services - Charlotte								
Benzene	ND	ug/L	0.50	0.34	1		02/02/22 16:30	71-43-2	
Bromobenzene	ND	ug/L	0.50	0.29	1		02/02/22 16:30	108-86-1	
Bromochloromethane	ND	ug/L	0.50	0.47	1		02/02/22 16:30	74-97-5	
Bromodichloromethane	ND	ug/L	0.50	0.31	1		02/02/22 16:30	75-27-4	
Bromoform	ND	ug/L	0.50	0.34	1		02/02/22 16:30	75-25-2	
Bromomethane	ND	ug/L	5.0	1.7	1		02/02/22 16:30	74-83-9	IH
n-Butylbenzene	ND	ug/L	0.50	0.49	1		02/02/22 16:30	104-51-8	
sec-Butylbenzene	ND	ug/L	0.50	0.40	1		02/02/22 16:30	135-98-8	
tert-Butylbenzene	ND	ug/L	0.50	0.32	1		02/02/22 16:30	98-06-6	
Carbon tetrachloride	ND	ug/L	0.50	0.33	1		02/02/22 16:30	56-23-5	
Chlorobenzene	ND	ug/L	0.50	0.28	1		02/02/22 16:30	108-90-7	
Chloroethane	ND	ug/L	1.0	0.65	1		02/02/22 16:30	75-00-3	
Chloroform	ND	ug/L	0.50	0.35	1		02/02/22 16:30	67-66-3	
Chloromethane	ND	ug/L	1.0	0.54	1		02/02/22 16:30	74-87-3	
2-Chlorotoluene	ND	ug/L	0.50	0.32	1		02/02/22 16:30	95-49-8	
4-Chlorotoluene	ND	ug/L	0.50	0.32	1		02/02/22 16:30	106-43-4	
1,2-Dibromo-3-chloropropane	ND	ug/L	1.0	0.34	1		02/02/22 16:30	96-12-8	
Dibromochloromethane	ND	ug/L	0.50	0.36	1		02/02/22 16:30	124-48-1	
1,2-Dibromoethane (EDB)	ND	ug/L	0.50	0.27	1		02/02/22 16:30	106-93-4	
Dibromomethane	ND	ug/L	0.50	0.39	1		02/02/22 16:30	74-95-3	
1,2-Dichlorobenzene	ND	ug/L	0.50	0.34	1		02/02/22 16:30	95-50-1	
1,3-Dichlorobenzene	ND	ug/L	0.50	0.34	1		02/02/22 16:30	541-73-1	
1,4-Dichlorobenzene	ND	ug/L	0.50	0.33	1		02/02/22 16:30	106-46-7	
Dichlorodifluoromethane	ND	ug/L	0.50	0.35	1		02/02/22 16:30	75-71-8	
1,1-Dichloroethane	ND	ug/L	0.50	0.37	1		02/02/22 16:30	75-34-3	
1,2-Dichloroethane	ND	ug/L	0.50	0.32	1		02/02/22 16:30	107-06-2	
1,1-Dichloroethene	ND	ug/L	0.50	0.35	1		02/02/22 16:30	75-35-4	
cis-1,2-Dichloroethene	ND	ug/L	0.50	0.38	1		02/02/22 16:30	156-59-2	
trans-1,2-Dichloroethene	ND	ug/L	0.50	0.40	1		02/02/22 16:30	156-60-5	
1,2-Dichloropropane	ND	ug/L	0.50	0.36	1		02/02/22 16:30	78-87-5	
1,3-Dichloropropane	ND	ug/L	0.50	0.28	1		02/02/22 16:30	142-28-9	

REPORT OF LABORATORY ANALYSIS

This report shall not be reproduced, except in full,
without the written consent of Pace Analytical Services, LLC.

Pace Analytical Services, LLC
9800 Kincey Ave. Suite 100
Huntersville, NC 28078
(704)875-9092

ANALYTICAL RESULTS

Project: CPC Huntersville-60674226
Pace Project No.: 92585562

Sample: MW-81 **Lab ID: 92585562012** Collected: 02/01/22 15:15 Received: 02/01/22 17:00 Matrix: Water

Parameters	Results	Units	Report Limit	MDL	DF	Prepared	Analyzed	CAS No.	Qual
6200B MSV	Analytical Method: SM 6200B Pace Analytical Services - Charlotte								
2,2-Dichloropropane	ND	ug/L	0.50	0.39	1		02/02/22 16:30	594-20-7	
1,1-Dichloropropene	ND	ug/L	0.50	0.43	1		02/02/22 16:30	563-58-6	
cis-1,3-Dichloropropene	ND	ug/L	0.50	0.36	1		02/02/22 16:30	10061-01-5	
trans-1,3-Dichloropropene	ND	ug/L	0.50	0.36	1		02/02/22 16:30	10061-02-6	
Diisopropyl ether	ND	ug/L	0.50	0.31	1		02/02/22 16:30	108-20-3	
Ethylbenzene	ND	ug/L	0.50	0.30	1		02/02/22 16:30	100-41-4	
Hexachloro-1,3-butadiene	ND	ug/L	2.0	1.5	1		02/02/22 16:30	87-68-3	
Isopropylbenzene (Cumene)	ND	ug/L	0.50	0.33	1		02/02/22 16:30	98-82-8	
Methylene Chloride	ND	ug/L	2.0	2.0	1		02/02/22 16:30	75-09-2	
Methyl-tert-butyl ether	ND	ug/L	0.50	0.42	1		02/02/22 16:30	1634-04-4	
Naphthalene	ND	ug/L	2.0	0.64	1		02/02/22 16:30	91-20-3	
n-Propylbenzene	ND	ug/L	0.50	0.34	1		02/02/22 16:30	103-65-1	
Styrene	ND	ug/L	0.50	0.29	1		02/02/22 16:30	100-42-5	
1,1,1,2-Tetrachloroethane	ND	ug/L	0.50	0.31	1		02/02/22 16:30	630-20-6	
1,1,2,2-Tetrachloroethane	ND	ug/L	0.50	0.22	1		02/02/22 16:30	79-34-5	
Tetrachloroethene	ND	ug/L	0.50	0.29	1		02/02/22 16:30	127-18-4	
Toluene	ND	ug/L	0.50	0.48	1		02/02/22 16:30	108-88-3	
1,2,3-Trichlorobenzene	ND	ug/L	2.0	0.81	1		02/02/22 16:30	87-61-6	
1,2,4-Trichlorobenzene	ND	ug/L	2.0	0.64	1		02/02/22 16:30	120-82-1	
1,1,1-Trichloroethane	ND	ug/L	0.50	0.33	1		02/02/22 16:30	71-55-6	
1,1,2-Trichloroethane	ND	ug/L	0.50	0.32	1		02/02/22 16:30	79-00-5	
Trichloroethene	ND	ug/L	0.50	0.38	1		02/02/22 16:30	79-01-6	
Trichlorofluoromethane	ND	ug/L	1.0	0.30	1		02/02/22 16:30	75-69-4	
1,2,3-Trichloropropane	ND	ug/L	0.50	0.26	1		02/02/22 16:30	96-18-4	
1,2,4-Trimethylbenzene	ND	ug/L	0.50	0.50	1		02/02/22 16:30	95-63-6	
1,3,5-Trimethylbenzene	ND	ug/L	0.50	0.33	1		02/02/22 16:30	108-67-8	
Vinyl chloride	ND	ug/L	1.0	0.39	1		02/02/22 16:30	75-01-4	
m&p-Xylene	ND	ug/L	1.0	0.71	1		02/02/22 16:30	179601-23-1	
o-Xylene	ND	ug/L	0.50	0.34	1		02/02/22 16:30	95-47-6	
Surrogates									
1,2-Dichloroethane-d4 (S)	103	%	70-130		1		02/02/22 16:30	17060-07-0	
4-Bromofluorobenzene (S)	98	%	70-130		1		02/02/22 16:30	460-00-4	
Toluene-d8 (S)	101	%	70-130		1		02/02/22 16:30	2037-26-5	

REPORT OF LABORATORY ANALYSIS

This report shall not be reproduced, except in full,
without the written consent of Pace Analytical Services, LLC.

Pace Analytical Services, LLC
9800 Kincey Ave. Suite 100
Huntersville, NC 28078
(704)875-9092

ANALYTICAL RESULTS

Project: CPC Huntersville-60674226
Pace Project No.: 92585562

Sample: MW-82 **Lab ID: 92585562013** Collected: 02/01/22 15:55 Received: 02/01/22 17:00 Matrix: Water

Parameters	Results	Units	Report Limit	MDL	DF	Prepared	Analyzed	CAS No.	Qual
VPH NC Water	Analytical Method: MADEP VPH Pace Analytical Services - Charlotte								
Total VPH (C5-C12)	ND	ug/L	50.0	50.0	1		02/03/22 05:42		N2
Aliphatic (C05-C08)	ND	ug/L	50.0	50.0	1		02/03/22 05:42		N2
Aliphatic(C09-C12) Adjusted	ND	ug/L	50.0	50.0	1		02/03/22 05:42		N2
Aromatic (C09-C10)	ND	ug/L	50.0	50.0	1		02/03/22 05:42		N2
Surrogates									
4-Bromofluorobenzene (FID) (S)	100	%	70-130		1		02/03/22 05:42	460-00-4	
4-Bromofluorobenzene (PID) (S)	98	%	70-130		1		02/03/22 05:42	460-00-4	
6010 MET ICP	Analytical Method: EPA 6010D Preparation Method: EPA 3010A Pace Analytical Services - Asheville								
Lead	**4.9J**	ug/L	5.0	4.5	1	02/02/22 12:54	02/03/22 19:33	7439-92-1	
6200B MSV	Analytical Method: SM 6200B Pace Analytical Services - Charlotte								
Benzene	ND	ug/L	0.50	0.34	1		02/02/22 15:54	71-43-2	
Bromobenzene	ND	ug/L	0.50	0.29	1		02/02/22 15:54	108-86-1	
Bromochloromethane	ND	ug/L	0.50	0.47	1		02/02/22 15:54	74-97-5	
Bromodichloromethane	ND	ug/L	0.50	0.31	1		02/02/22 15:54	75-27-4	
Bromoform	ND	ug/L	0.50	0.34	1		02/02/22 15:54	75-25-2	
Bromomethane	ND	ug/L	5.0	1.7	1		02/02/22 15:54	74-83-9	IH,M1
n-Butylbenzene	ND	ug/L	0.50	0.49	1		02/02/22 15:54	104-51-8	
sec-Butylbenzene	ND	ug/L	0.50	0.40	1		02/02/22 15:54	135-98-8	
tert-Butylbenzene	ND	ug/L	0.50	0.32	1		02/02/22 15:54	98-06-6	
Carbon tetrachloride	ND	ug/L	0.50	0.33	1		02/02/22 15:54	56-23-5	
Chlorobenzene	ND	ug/L	0.50	0.28	1		02/02/22 15:54	108-90-7	
Chloroethane	ND	ug/L	1.0	0.65	1		02/02/22 15:54	75-00-3	
Chloroform	ND	ug/L	0.50	0.35	1		02/02/22 15:54	67-66-3	
Chloromethane	ND	ug/L	1.0	0.54	1		02/02/22 15:54	74-87-3	
2-Chlorotoluene	ND	ug/L	0.50	0.32	1		02/02/22 15:54	95-49-8	
4-Chlorotoluene	ND	ug/L	0.50	0.32	1		02/02/22 15:54	106-43-4	
1,2-Dibromo-3-chloropropane	ND	ug/L	1.0	0.34	1		02/02/22 15:54	96-12-8	
Dibromochloromethane	ND	ug/L	0.50	0.36	1		02/02/22 15:54	124-48-1	
1,2-Dibromoethane (EDB)	ND	ug/L	0.50	0.27	1		02/02/22 15:54	106-93-4	
Dibromomethane	ND	ug/L	0.50	0.39	1		02/02/22 15:54	74-95-3	
1,2-Dichlorobenzene	ND	ug/L	0.50	0.34	1		02/02/22 15:54	95-50-1	
1,3-Dichlorobenzene	ND	ug/L	0.50	0.34	1		02/02/22 15:54	541-73-1	
1,4-Dichlorobenzene	ND	ug/L	0.50	0.33	1		02/02/22 15:54	106-46-7	
Dichlorodifluoromethane	ND	ug/L	0.50	0.35	1		02/02/22 15:54	75-71-8	
1,1-Dichloroethane	ND	ug/L	0.50	0.37	1		02/02/22 15:54	75-34-3	
1,2-Dichloroethane	ND	ug/L	0.50	0.32	1		02/02/22 15:54	107-06-2	
1,1-Dichloroethene	ND	ug/L	0.50	0.35	1		02/02/22 15:54	75-35-4	
cis-1,2-Dichloroethene	ND	ug/L	0.50	0.38	1		02/02/22 15:54	156-59-2	
trans-1,2-Dichloroethene	ND	ug/L	0.50	0.40	1		02/02/22 15:54	156-60-5	
1,2-Dichloropropane	ND	ug/L	0.50	0.36	1		02/02/22 15:54	78-87-5	
1,3-Dichloropropane	ND	ug/L	0.50	0.28	1		02/02/22 15:54	142-28-9	

REPORT OF LABORATORY ANALYSIS

This report shall not be reproduced, except in full,
without the written consent of Pace Analytical Services, LLC.

Pace Analytical Services, LLC
9800 Kincey Ave. Suite 100
Huntersville, NC 28078
(704)875-9092

ANALYTICAL RESULTS

Project: CPC Huntersville-60674226
Pace Project No.: 92585562

Sample: MW-82 **Lab ID: 92585562013** Collected: 02/01/22 15:55 Received: 02/01/22 17:00 Matrix: Water

Parameters	Results	Units	Report Limit	MDL	DF	Prepared	Analyzed	CAS No.	Qual
6200B MSV	Analytical Method: SM 6200B Pace Analytical Services - Charlotte								
2,2-Dichloropropane	ND	ug/L	0.50	0.39	1		02/02/22 15:54	594-20-7	
1,1-Dichloropropene	ND	ug/L	0.50	0.43	1		02/02/22 15:54	563-58-6	
cis-1,3-Dichloropropene	ND	ug/L	0.50	0.36	1		02/02/22 15:54	10061-01-5	
trans-1,3-Dichloropropene	ND	ug/L	0.50	0.36	1		02/02/22 15:54	10061-02-6	
Diisopropyl ether	ND	ug/L	0.50	0.31	1		02/02/22 15:54	108-20-3	
Ethylbenzene	ND	ug/L	0.50	0.30	1		02/02/22 15:54	100-41-4	
Hexachloro-1,3-butadiene	ND	ug/L	2.0	1.5	1		02/02/22 15:54	87-68-3	
Isopropylbenzene (Cumene)	ND	ug/L	0.50	0.33	1		02/02/22 15:54	98-82-8	
Methylene Chloride	ND	ug/L	2.0	2.0	1		02/02/22 15:54	75-09-2	
Methyl-tert-butyl ether	ND	ug/L	0.50	0.42	1		02/02/22 15:54	1634-04-4	
Naphthalene	ND	ug/L	2.0	0.64	1		02/02/22 15:54	91-20-3	
n-Propylbenzene	ND	ug/L	0.50	0.34	1		02/02/22 15:54	103-65-1	
Styrene	ND	ug/L	0.50	0.29	1		02/02/22 15:54	100-42-5	
1,1,1,2-Tetrachloroethane	ND	ug/L	0.50	0.31	1		02/02/22 15:54	630-20-6	
1,1,2,2-Tetrachloroethane	ND	ug/L	0.50	0.22	1		02/02/22 15:54	79-34-5	
Tetrachloroethene	ND	ug/L	0.50	0.29	1		02/02/22 15:54	127-18-4	
Toluene	ND	ug/L	0.50	0.48	1		02/02/22 15:54	108-88-3	
1,2,3-Trichlorobenzene	ND	ug/L	2.0	0.81	1		02/02/22 15:54	87-61-6	
1,2,4-Trichlorobenzene	ND	ug/L	2.0	0.64	1		02/02/22 15:54	120-82-1	
1,1,1-Trichloroethane	ND	ug/L	0.50	0.33	1		02/02/22 15:54	71-55-6	
1,1,2-Trichloroethane	ND	ug/L	0.50	0.32	1		02/02/22 15:54	79-00-5	
Trichloroethene	ND	ug/L	0.50	0.38	1		02/02/22 15:54	79-01-6	
Trichlorofluoromethane	ND	ug/L	1.0	0.30	1		02/02/22 15:54	75-69-4	
1,2,3-Trichloropropane	ND	ug/L	0.50	0.26	1		02/02/22 15:54	96-18-4	
1,2,4-Trimethylbenzene	ND	ug/L	0.50	0.50	1		02/02/22 15:54	95-63-6	
1,3,5-Trimethylbenzene	ND	ug/L	0.50	0.33	1		02/02/22 15:54	108-67-8	
Vinyl chloride	ND	ug/L	1.0	0.39	1		02/02/22 15:54	75-01-4	
m&p-Xylene	ND	ug/L	1.0	0.71	1		02/02/22 15:54	179601-23-1	
o-Xylene	ND	ug/L	0.50	0.34	1		02/02/22 15:54	95-47-6	
Surrogates									
1,2-Dichloroethane-d4 (S)	101	%	70-130		1		02/02/22 15:54	17060-07-0	
4-Bromofluorobenzene (S)	95	%	70-130		1		02/02/22 15:54	460-00-4	
Toluene-d8 (S)	100	%	70-130		1		02/02/22 15:54	2037-26-5	

REPORT OF LABORATORY ANALYSIS

This report shall not be reproduced, except in full,
without the written consent of Pace Analytical Services, LLC.

Pace Analytical Services, LLC
9800 Kincey Ave. Suite 100
Huntersville, NC 28078
(704)875-9092

ANALYTICAL RESULTS

Project: CPC Huntersville-60674226
Pace Project No.: 92585562

Sample: MW-16D **Lab ID: 92585562014** Collected: 02/01/22 15:45 Received: 02/01/22 17:00 Matrix: Water

Parameters	Results	Units	Report Limit	MDL	DF	Prepared	Analyzed	CAS No.	Qual
VPH NC Water	Analytical Method: MADEP VPH Pace Analytical Services - Charlotte								
Total VPH (C5-C12)	ND	ug/L	50.0	50.0	1		02/03/22 06:11		N2
Aliphatic (C05-C08)	ND	ug/L	50.0	50.0	1		02/03/22 06:11		N2
Aliphatic(C09-C12) Adjusted	ND	ug/L	50.0	50.0	1		02/03/22 06:11		N2
Aromatic (C09-C10)	ND	ug/L	50.0	50.0	1		02/03/22 06:11		N2
Surrogates									
4-Bromofluorobenzene (FID) (S)	97	%	70-130		1		02/03/22 06:11	460-00-4	
4-Bromofluorobenzene (PID) (S)	96	%	70-130		1		02/03/22 06:11	460-00-4	
6010 MET ICP	Analytical Method: EPA 6010D Preparation Method: EPA 3010A Pace Analytical Services - Asheville								
Lead	**7.8**	ug/L	5.0	4.5	1	02/02/22 12:54	02/03/22 19:36	7439-92-1	
6200B MSV	Analytical Method: SM 6200B Pace Analytical Services - Charlotte								
Benzene	ND	ug/L	0.50	0.34	1		02/02/22 21:18	71-43-2	
Bromobenzene	ND	ug/L	0.50	0.29	1		02/02/22 21:18	108-86-1	
Bromochloromethane	ND	ug/L	0.50	0.47	1		02/02/22 21:18	74-97-5	
Bromodichloromethane	ND	ug/L	0.50	0.31	1		02/02/22 21:18	75-27-4	
Bromoform	ND	ug/L	0.50	0.34	1		02/02/22 21:18	75-25-2	
Bromomethane	ND	ug/L	5.0	1.7	1		02/02/22 21:18	74-83-9	IH
n-Butylbenzene	ND	ug/L	0.50	0.49	1		02/02/22 21:18	104-51-8	
sec-Butylbenzene	ND	ug/L	0.50	0.40	1		02/02/22 21:18	135-98-8	
tert-Butylbenzene	ND	ug/L	0.50	0.32	1		02/02/22 21:18	98-06-6	
Carbon tetrachloride	ND	ug/L	0.50	0.33	1		02/02/22 21:18	56-23-5	
Chlorobenzene	ND	ug/L	0.50	0.28	1		02/02/22 21:18	108-90-7	
Chloroethane	ND	ug/L	1.0	0.65	1		02/02/22 21:18	75-00-3	
Chloroform	ND	ug/L	0.50	0.35	1		02/02/22 21:18	67-66-3	
Chloromethane	ND	ug/L	1.0	0.54	1		02/02/22 21:18	74-87-3	
2-Chlorotoluene	ND	ug/L	0.50	0.32	1		02/02/22 21:18	95-49-8	
4-Chlorotoluene	ND	ug/L	0.50	0.32	1		02/02/22 21:18	106-43-4	
1,2-Dibromo-3-chloropropane	ND	ug/L	1.0	0.34	1		02/02/22 21:18	96-12-8	
Dibromochloromethane	ND	ug/L	0.50	0.36	1		02/02/22 21:18	124-48-1	
1,2-Dibromoethane (EDB)	ND	ug/L	0.50	0.27	1		02/02/22 21:18	106-93-4	
Dibromomethane	ND	ug/L	0.50	0.39	1		02/02/22 21:18	74-95-3	
1,2-Dichlorobenzene	ND	ug/L	0.50	0.34	1		02/02/22 21:18	95-50-1	
1,3-Dichlorobenzene	ND	ug/L	0.50	0.34	1		02/02/22 21:18	541-73-1	
1,4-Dichlorobenzene	ND	ug/L	0.50	0.33	1		02/02/22 21:18	106-46-7	
Dichlorodifluoromethane	ND	ug/L	0.50	0.35	1		02/02/22 21:18	75-71-8	
1,1-Dichloroethane	ND	ug/L	0.50	0.37	1		02/02/22 21:18	75-34-3	
1,2-Dichloroethane	ND	ug/L	0.50	0.32	1		02/02/22 21:18	107-06-2	
1,1-Dichloroethene	ND	ug/L	0.50	0.35	1		02/02/22 21:18	75-35-4	
cis-1,2-Dichloroethene	ND	ug/L	0.50	0.38	1		02/02/22 21:18	156-59-2	
trans-1,2-Dichloroethene	ND	ug/L	0.50	0.40	1		02/02/22 21:18	156-60-5	
1,2-Dichloropropane	ND	ug/L	0.50	0.36	1		02/02/22 21:18	78-87-5	
1,3-Dichloropropane	ND	ug/L	0.50	0.28	1		02/02/22 21:18	142-28-9	

REPORT OF LABORATORY ANALYSIS

This report shall not be reproduced, except in full,
without the written consent of Pace Analytical Services, LLC.

Pace Analytical Services, LLC
9800 Kincey Ave. Suite 100
Huntersville, NC 28078
(704)875-9092

ANALYTICAL RESULTS

Project: CPC Huntersville-60674226
Pace Project No.: 92585562

Sample: MW-16D **Lab ID: 92585562014** Collected: 02/01/22 15:45 Received: 02/01/22 17:00 Matrix: Water

Parameters	Results	Units	Report Limit	MDL	DF	Prepared	Analyzed	CAS No.	Qual
6200B MSV	Analytical Method: SM 6200B Pace Analytical Services - Charlotte								
2,2-Dichloropropane	ND	ug/L	0.50	0.39	1		02/02/22 21:18	594-20-7	
1,1-Dichloropropene	ND	ug/L	0.50	0.43	1		02/02/22 21:18	563-58-6	
cis-1,3-Dichloropropene	ND	ug/L	0.50	0.36	1		02/02/22 21:18	10061-01-5	
trans-1,3-Dichloropropene	ND	ug/L	0.50	0.36	1		02/02/22 21:18	10061-02-6	
Diisopropyl ether	ND	ug/L	0.50	0.31	1		02/02/22 21:18	108-20-3	
Ethylbenzene	ND	ug/L	0.50	0.30	1		02/02/22 21:18	100-41-4	
Hexachloro-1,3-butadiene	ND	ug/L	2.0	1.5	1		02/02/22 21:18	87-68-3	
Isopropylbenzene (Cumene)	ND	ug/L	0.50	0.33	1		02/02/22 21:18	98-82-8	
Methylene Chloride	ND	ug/L	2.0	2.0	1		02/02/22 21:18	75-09-2	
Methyl-tert-butyl ether	ND	ug/L	0.50	0.42	1		02/02/22 21:18	1634-04-4	
Naphthalene	ND	ug/L	2.0	0.64	1		02/02/22 21:18	91-20-3	
n-Propylbenzene	ND	ug/L	0.50	0.34	1		02/02/22 21:18	103-65-1	
Styrene	ND	ug/L	0.50	0.29	1		02/02/22 21:18	100-42-5	
1,1,1,2-Tetrachloroethane	ND	ug/L	0.50	0.31	1		02/02/22 21:18	630-20-6	
1,1,2,2-Tetrachloroethane	ND	ug/L	0.50	0.22	1		02/02/22 21:18	79-34-5	
Tetrachloroethene	ND	ug/L	0.50	0.29	1		02/02/22 21:18	127-18-4	
Toluene	**0.78**	ug/L	0.50	0.48	1		02/02/22 21:18	108-88-3	
1,2,3-Trichlorobenzene	ND	ug/L	2.0	0.81	1		02/02/22 21:18	87-61-6	
1,2,4-Trichlorobenzene	ND	ug/L	2.0	0.64	1		02/02/22 21:18	120-82-1	
1,1,1-Trichloroethane	ND	ug/L	0.50	0.33	1		02/02/22 21:18	71-55-6	
1,1,2-Trichloroethane	ND	ug/L	0.50	0.32	1		02/02/22 21:18	79-00-5	
Trichloroethene	ND	ug/L	0.50	0.38	1		02/02/22 21:18	79-01-6	
Trichlorofluoromethane	ND	ug/L	1.0	0.30	1		02/02/22 21:18	75-69-4	
1,2,3-Trichloropropane	ND	ug/L	0.50	0.26	1		02/02/22 21:18	96-18-4	
1,2,4-Trimethylbenzene	ND	ug/L	0.50	0.50	1		02/02/22 21:18	95-63-6	
1,3,5-Trimethylbenzene	ND	ug/L	0.50	0.33	1		02/02/22 21:18	108-67-8	
Vinyl chloride	ND	ug/L	1.0	0.39	1		02/02/22 21:18	75-01-4	
m&p-Xylene	ND	ug/L	1.0	0.71	1		02/02/22 21:18	179601-23-1	
o-Xylene	ND	ug/L	0.50	0.34	1		02/02/22 21:18	95-47-6	
Surrogates									
1,2-Dichloroethane-d4 (S)	98	%	70-130		1		02/02/22 21:18	17060-07-0	
4-Bromofluorobenzene (S)	97	%	70-130		1		02/02/22 21:18	460-00-4	
Toluene-d8 (S)	98	%	70-130		1		02/02/22 21:18	2037-26-5	

REPORT OF LABORATORY ANALYSIS

This report shall not be reproduced, except in full,
without the written consent of Pace Analytical Services, LLC.

Pace Analytical Services, LLC
9800 Kincey Ave. Suite 100
Huntersville, NC 28078
(704)875-9092

ANALYTICAL RESULTS

Project: CPC Huntersville-60674226
Pace Project No.: 92585562

Sample: MW-84 **Lab ID: 92585562016** Collected: 02/01/22 15:50 Received: 02/01/22 17:00 Matrix: Water

Parameters	Results	Units	Report Limit	MDL	DF	Prepared	Analyzed	CAS No.	Qual
VPH NC Water	Analytical Method: MADEP VPH Pace Analytical Services - Charlotte								
Total VPH (C5-C12)	ND	ug/L	50.0	50.0	1		02/03/22 06:39		N2
Aliphatic (C05-C08)	ND	ug/L	50.0	50.0	1		02/03/22 06:39		N2
Aliphatic(C09-C12) Adjusted	ND	ug/L	50.0	50.0	1		02/03/22 06:39		N2
Aromatic (C09-C10)	ND	ug/L	50.0	50.0	1		02/03/22 06:39		N2
Surrogates									
4-Bromofluorobenzene (FID) (S)	97	%	70-130		1		02/03/22 06:39	460-00-4	
4-Bromofluorobenzene (PID) (S)	95	%	70-130		1		02/03/22 06:39	460-00-4	
6010 MET ICP	Analytical Method: EPA 6010D Preparation Method: EPA 3010A Pace Analytical Services - Asheville								
Lead	ND	ug/L	5.0	4.5	1	02/02/22 12:54	02/03/22 19:40	7439-92-1	
6200B MSV	Analytical Method: SM 6200B Pace Analytical Services - Charlotte								
Benzene	ND	ug/L	0.50	0.34	1		02/02/22 16:48	71-43-2	
Bromobenzene	ND	ug/L	0.50	0.29	1		02/02/22 16:48	108-86-1	
Bromochloromethane	ND	ug/L	0.50	0.47	1		02/02/22 16:48	74-97-5	
Bromodichloromethane	ND	ug/L	0.50	0.31	1		02/02/22 16:48	75-27-4	
Bromoform	ND	ug/L	0.50	0.34	1		02/02/22 16:48	75-25-2	
Bromomethane	ND	ug/L	5.0	1.7	1		02/02/22 16:48	74-83-9	IH
n-Butylbenzene	ND	ug/L	0.50	0.49	1		02/02/22 16:48	104-51-8	
sec-Butylbenzene	ND	ug/L	0.50	0.40	1		02/02/22 16:48	135-98-8	
tert-Butylbenzene	ND	ug/L	0.50	0.32	1		02/02/22 16:48	98-06-6	
Carbon tetrachloride	ND	ug/L	0.50	0.33	1		02/02/22 16:48	56-23-5	
Chlorobenzene	ND	ug/L	0.50	0.28	1		02/02/22 16:48	108-90-7	
Chloroethane	ND	ug/L	1.0	0.65	1		02/02/22 16:48	75-00-3	
Chloroform	ND	ug/L	0.50	0.35	1		02/02/22 16:48	67-66-3	
Chloromethane	ND	ug/L	1.0	0.54	1		02/02/22 16:48	74-87-3	
2-Chlorotoluene	ND	ug/L	0.50	0.32	1		02/02/22 16:48	95-49-8	
4-Chlorotoluene	ND	ug/L	0.50	0.32	1		02/02/22 16:48	106-43-4	
1,2-Dibromo-3-chloropropane	ND	ug/L	1.0	0.34	1		02/02/22 16:48	96-12-8	
Dibromochloromethane	ND	ug/L	0.50	0.36	1		02/02/22 16:48	124-48-1	
1,2-Dibromoethane (EDB)	ND	ug/L	0.50	0.27	1		02/02/22 16:48	106-93-4	
Dibromomethane	ND	ug/L	0.50	0.39	1		02/02/22 16:48	74-95-3	
1,2-Dichlorobenzene	ND	ug/L	0.50	0.34	1		02/02/22 16:48	95-50-1	
1,3-Dichlorobenzene	ND	ug/L	0.50	0.34	1		02/02/22 16:48	541-73-1	
1,4-Dichlorobenzene	ND	ug/L	0.50	0.33	1		02/02/22 16:48	106-46-7	
Dichlorodifluoromethane	ND	ug/L	0.50	0.35	1		02/02/22 16:48	75-71-8	
1,1-Dichloroethane	ND	ug/L	0.50	0.37	1		02/02/22 16:48	75-34-3	
1,2-Dichloroethane	ND	ug/L	0.50	0.32	1		02/02/22 16:48	107-06-2	
1,1-Dichloroethene	ND	ug/L	0.50	0.35	1		02/02/22 16:48	75-35-4	
cis-1,2-Dichloroethene	ND	ug/L	0.50	0.38	1		02/02/22 16:48	156-59-2	
trans-1,2-Dichloroethene	ND	ug/L	0.50	0.40	1		02/02/22 16:48	156-60-5	
1,2-Dichloropropane	ND	ug/L	0.50	0.36	1		02/02/22 16:48	78-87-5	
1,3-Dichloropropane	ND	ug/L	0.50	0.28	1		02/02/22 16:48	142-28-9	

REPORT OF LABORATORY ANALYSIS

This report shall not be reproduced, except in full,
without the written consent of Pace Analytical Services, LLC.

Pace Analytical Services, LLC
9800 Kincey Ave. Suite 100
Huntersville, NC 28078
(704)875-9092

ANALYTICAL RESULTS

Project: CPC Huntersville-60674226
Pace Project No.: 92585562

Sample: MW-84 **Lab ID: 92585562016** Collected: 02/01/22 15:50 Received: 02/01/22 17:00 Matrix: Water

Parameters	Results	Units	Report Limit	MDL	DF	Prepared	Analyzed	CAS No.	Qual
6200B MSV	Analytical Method: SM 6200B Pace Analytical Services - Charlotte								
2,2-Dichloropropane	ND	ug/L	0.50	0.39	1		02/02/22 16:48	594-20-7	
1,1-Dichloropropene	ND	ug/L	0.50	0.43	1		02/02/22 16:48	563-58-6	
cis-1,3-Dichloropropene	ND	ug/L	0.50	0.36	1		02/02/22 16:48	10061-01-5	
trans-1,3-Dichloropropene	ND	ug/L	0.50	0.36	1		02/02/22 16:48	10061-02-6	
Diisopropyl ether	ND	ug/L	0.50	0.31	1		02/02/22 16:48	108-20-3	
Ethylbenzene	ND	ug/L	0.50	0.30	1		02/02/22 16:48	100-41-4	
Hexachloro-1,3-butadiene	ND	ug/L	2.0	1.5	1		02/02/22 16:48	87-68-3	
Isopropylbenzene (Cumene)	ND	ug/L	0.50	0.33	1		02/02/22 16:48	98-82-8	
Methylene Chloride	ND	ug/L	2.0	2.0	1		02/02/22 16:48	75-09-2	
Methyl-tert-butyl ether	ND	ug/L	0.50	0.42	1		02/02/22 16:48	1634-04-4	
Naphthalene	ND	ug/L	2.0	0.64	1		02/02/22 16:48	91-20-3	
n-Propylbenzene	ND	ug/L	0.50	0.34	1		02/02/22 16:48	103-65-1	
Styrene	ND	ug/L	0.50	0.29	1		02/02/22 16:48	100-42-5	
1,1,1,2-Tetrachloroethane	ND	ug/L	0.50	0.31	1		02/02/22 16:48	630-20-6	
1,1,2,2-Tetrachloroethane	ND	ug/L	0.50	0.22	1		02/02/22 16:48	79-34-5	
Tetrachloroethene	ND	ug/L	0.50	0.29	1		02/02/22 16:48	127-18-4	
Toluene	ND	ug/L	0.50	0.48	1		02/02/22 16:48	108-88-3	
1,2,3-Trichlorobenzene	ND	ug/L	2.0	0.81	1		02/02/22 16:48	87-61-6	
1,2,4-Trichlorobenzene	ND	ug/L	2.0	0.64	1		02/02/22 16:48	120-82-1	
1,1,1-Trichloroethane	ND	ug/L	0.50	0.33	1		02/02/22 16:48	71-55-6	
1,1,2-Trichloroethane	ND	ug/L	0.50	0.32	1		02/02/22 16:48	79-00-5	
Trichloroethene	ND	ug/L	0.50	0.38	1		02/02/22 16:48	79-01-6	
Trichlorofluoromethane	ND	ug/L	1.0	0.30	1		02/02/22 16:48	75-69-4	
1,2,3-Trichloropropane	ND	ug/L	0.50	0.26	1		02/02/22 16:48	96-18-4	
1,2,4-Trimethylbenzene	ND	ug/L	0.50	0.50	1		02/02/22 16:48	95-63-6	
1,3,5-Trimethylbenzene	ND	ug/L	0.50	0.33	1		02/02/22 16:48	108-67-8	
Vinyl chloride	ND	ug/L	1.0	0.39	1		02/02/22 16:48	75-01-4	
m&p-Xylene	ND	ug/L	1.0	0.71	1		02/02/22 16:48	179601-23-1	
o-Xylene	ND	ug/L	0.50	0.34	1		02/02/22 16:48	95-47-6	
Surrogates									
1,2-Dichloroethane-d4 (S)	103	%	70-130		1		02/02/22 16:48	17060-07-0	
4-Bromofluorobenzene (S)	97	%	70-130		1		02/02/22 16:48	460-00-4	
Toluene-d8 (S)	99	%	70-130		1		02/02/22 16:48	2037-26-5	

REPORT OF LABORATORY ANALYSIS

This report shall not be reproduced, except in full,
without the written consent of Pace Analytical Services, LLC.

Pace Analytical Services, LLC
9800 Kincey Ave. Suite 100
Huntersville, NC 28078
(704)875-9092

ANALYTICAL RESULTS

Project: CPC Huntersville-60674226
Pace Project No.: 92585562

Sample: MW-21 **Lab ID: 92585562017** Collected: 02/01/22 16:30 Received: 02/01/22 17:00 Matrix: Water

Parameters	Results	Units	Report Limit	MDL	DF	Prepared	Analyzed	CAS No.	Qual
VPH NC Water	Analytical Method: MADEP VPH Pace Analytical Services - Charlotte								
Total VPH (C5-C12)	**505**	ug/L	50.0	50.0	1		02/03/22 07:08		N2
Aliphatic (C05-C08)	**430**	ug/L	50.0	50.0	1		02/03/22 07:08		N2
Aliphatic(C09-C12) Adjusted	**53.7**	ug/L	50.0	50.0	1		02/03/22 07:08		N2
Aromatic (C09-C10)	ND	ug/L	50.0	50.0	1		02/03/22 07:08		N2
Surrogates									
4-Bromofluorobenzene (FID) (S)	101	%	70-130		1		02/03/22 07:08	460-00-4	
4-Bromofluorobenzene (PID) (S)	98	%	70-130		1		02/03/22 07:08	460-00-4	
6010 MET ICP	Analytical Method: EPA 6010D Preparation Method: EPA 3010A Pace Analytical Services - Asheville								
Lead	ND	ug/L	5.0	4.5	1	02/02/22 12:54	02/03/22 19:43	7439-92-1	
6200B MSV	Analytical Method: SM 6200B Pace Analytical Services - Charlotte								
Benzene	**43.3**	ug/L	0.50	0.34	1		02/03/22 13:25	71-43-2	
Bromobenzene	ND	ug/L	0.50	0.29	1		02/03/22 13:25	108-86-1	
Bromochloromethane	ND	ug/L	0.50	0.47	1		02/03/22 13:25	74-97-5	
Bromodichloromethane	ND	ug/L	0.50	0.31	1		02/03/22 13:25	75-27-4	
Bromoform	ND	ug/L	0.50	0.34	1		02/03/22 13:25	75-25-2	
Bromomethane	ND	ug/L	5.0	1.7	1		02/03/22 13:25	74-83-9	IH
n-Butylbenzene	ND	ug/L	0.50	0.49	1		02/03/22 13:25	104-51-8	
sec-Butylbenzene	ND	ug/L	0.50	0.40	1		02/03/22 13:25	135-98-8	
tert-Butylbenzene	ND	ug/L	0.50	0.32	1		02/03/22 13:25	98-06-6	
Carbon tetrachloride	ND	ug/L	0.50	0.33	1		02/03/22 13:25	56-23-5	
Chlorobenzene	ND	ug/L	0.50	0.28	1		02/03/22 13:25	108-90-7	
Chloroethane	ND	ug/L	1.0	0.65	1		02/03/22 13:25	75-00-3	
Chloroform	ND	ug/L	0.50	0.35	1		02/03/22 13:25	67-66-3	
Chloromethane	ND	ug/L	1.0	0.54	1		02/03/22 13:25	74-87-3	
2-Chlorotoluene	ND	ug/L	0.50	0.32	1		02/03/22 13:25	95-49-8	
4-Chlorotoluene	ND	ug/L	0.50	0.32	1		02/03/22 13:25	106-43-4	
1,2-Dibromo-3-chloropropane	ND	ug/L	1.0	0.34	1		02/03/22 13:25	96-12-8	
Dibromochloromethane	ND	ug/L	0.50	0.36	1		02/03/22 13:25	124-48-1	
1,2-Dibromoethane (EDB)	ND	ug/L	0.50	0.27	1		02/03/22 13:25	106-93-4	
Dibromomethane	ND	ug/L	0.50	0.39	1		02/03/22 13:25	74-95-3	
1,2-Dichlorobenzene	ND	ug/L	0.50	0.34	1		02/03/22 13:25	95-50-1	
1,3-Dichlorobenzene	ND	ug/L	0.50	0.34	1		02/03/22 13:25	541-73-1	
1,4-Dichlorobenzene	ND	ug/L	0.50	0.33	1		02/03/22 13:25	106-46-7	
Dichlorodifluoromethane	ND	ug/L	0.50	0.35	1		02/03/22 13:25	75-71-8	
1,1-Dichloroethane	ND	ug/L	0.50	0.37	1		02/03/22 13:25	75-34-3	
1,2-Dichloroethane	ND	ug/L	0.50	0.32	1		02/03/22 13:25	107-06-2	
1,1-Dichloroethene	ND	ug/L	0.50	0.35	1		02/03/22 13:25	75-35-4	
cis-1,2-Dichloroethene	ND	ug/L	0.50	0.38	1		02/03/22 13:25	156-59-2	
trans-1,2-Dichloroethene	ND	ug/L	0.50	0.40	1		02/03/22 13:25	156-60-5	
1,2-Dichloropropane	ND	ug/L	0.50	0.36	1		02/03/22 13:25	78-87-5	
1,3-Dichloropropane	ND	ug/L	0.50	0.28	1		02/03/22 13:25	142-28-9	

REPORT OF LABORATORY ANALYSIS

This report shall not be reproduced, except in full,
without the written consent of Pace Analytical Services, LLC.

Pace Analytical Services, LLC
9800 Kincey Ave. Suite 100
Huntersville, NC 28078
(704)875-9092

ANALYTICAL RESULTS

Project: CPC Huntersville-60674226
Pace Project No.: 92585562

Sample: MW-21 **Lab ID: 92585562017** Collected: 02/01/22 16:30 Received: 02/01/22 17:00 Matrix: Water

Parameters	Results	Units	Report Limit	MDL	DF	Prepared	Analyzed	CAS No.	Qual
6200B MSV	Analytical Method: SM 6200B Pace Analytical Services - Charlotte								
2,2-Dichloropropane	ND	ug/L	0.50	0.39	1		02/03/22 13:25	594-20-7	
1,1-Dichloropropene	ND	ug/L	0.50	0.43	1		02/03/22 13:25	563-58-6	
cis-1,3-Dichloropropene	ND	ug/L	0.50	0.36	1		02/03/22 13:25	10061-01-5	
trans-1,3-Dichloropropene	ND	ug/L	0.50	0.36	1		02/03/22 13:25	10061-02-6	
Diisopropyl ether	**9.5**	ug/L	0.50	0.31	1		02/03/22 13:25	108-20-3	
Ethylbenzene	**2.9**	ug/L	0.50	0.30	1		02/03/22 13:25	100-41-4	
Hexachloro-1,3-butadiene	ND	ug/L	2.0	1.5	1		02/03/22 13:25	87-68-3	
Isopropylbenzene (Cumene)	ND	ug/L	0.50	0.33	1		02/03/22 13:25	98-82-8	
Methylene Chloride	ND	ug/L	2.0	2.0	1		02/03/22 13:25	75-09-2	
Methyl-tert-butyl ether	**3.7**	ug/L	0.50	0.42	1		02/03/22 13:25	1634-04-4	
Naphthalene	**1.1J**	ug/L	2.0	0.64	1		02/03/22 13:25	91-20-3	
n-Propylbenzene	**0.43J**	ug/L	0.50	0.34	1		02/03/22 13:25	103-65-1	
Styrene	ND	ug/L	0.50	0.29	1		02/03/22 13:25	100-42-5	
1,1,1,2-Tetrachloroethane	ND	ug/L	0.50	0.31	1		02/03/22 13:25	630-20-6	
1,1,2,2-Tetrachloroethane	ND	ug/L	0.50	0.22	1		02/03/22 13:25	79-34-5	
Tetrachloroethene	ND	ug/L	0.50	0.29	1		02/03/22 13:25	127-18-4	
Toluene	**21.9**	ug/L	0.50	0.48	1		02/03/22 13:25	108-88-3	
1,2,3-Trichlorobenzene	ND	ug/L	2.0	0.81	1		02/03/22 13:25	87-61-6	
1,2,4-Trichlorobenzene	ND	ug/L	2.0	0.64	1		02/03/22 13:25	120-82-1	
1,1,1-Trichloroethane	ND	ug/L	0.50	0.33	1		02/03/22 13:25	71-55-6	
1,1,2-Trichloroethane	ND	ug/L	0.50	0.32	1		02/03/22 13:25	79-00-5	
Trichloroethene	ND	ug/L	0.50	0.38	1		02/03/22 13:25	79-01-6	
Trichlorofluoromethane	ND	ug/L	1.0	0.30	1		02/03/22 13:25	75-69-4	
1,2,3-Trichloropropane	ND	ug/L	0.50	0.26	1		02/03/22 13:25	96-18-4	
1,2,4-Trimethylbenzene	**4.7**	ug/L	0.50	0.50	1		02/03/22 13:25	95-63-6	
1,3,5-Trimethylbenzene	**1.3**	ug/L	0.50	0.33	1		02/03/22 13:25	108-67-8	
Vinyl chloride	ND	ug/L	1.0	0.39	1		02/03/22 13:25	75-01-4	
m&p-Xylene	**8.5**	ug/L	1.0	0.71	1		02/03/22 13:25	179601-23-1	
o-Xylene	**11.6**	ug/L	0.50	0.34	1		02/03/22 13:25	95-47-6	
Surrogates									
1,2-Dichloroethane-d4 (S)	101	%	70-130		1		02/03/22 13:25	17060-07-0	
4-Bromofluorobenzene (S)	96	%	70-130		1		02/03/22 13:25	460-00-4	
Toluene-d8 (S)	100	%	70-130		1		02/03/22 13:25	2037-26-5	

REPORT OF LABORATORY ANALYSIS

This report shall not be reproduced, except in full,
without the written consent of Pace Analytical Services, LLC.

Pace Analytical Services, LLC
9800 Kincey Ave. Suite 100
Huntersville, NC 28078
(704)875-9092

ANALYTICAL RESULTS

Project: CPC Huntersville-60674226
Pace Project No.: 92585562

Sample: EB-1-20220201 **Lab ID: 92585562018** Collected: 02/01/22 16:45 Received: 02/01/22 17:00 Matrix: Water

Parameters	Results	Units	Report Limit	MDL	DF	Prepared	Analyzed	CAS No.	Qual
VPH NC Water	Analytical Method: MADEP VPH Pace Analytical Services - Charlotte								
Total VPH (C5-C12)	ND	ug/L	50.0	50.0	1		02/03/22 07:37		N2
Aliphatic (C05-C08)	ND	ug/L	50.0	50.0	1		02/03/22 07:37		N2
Aliphatic(C09-C12) Adjusted	ND	ug/L	50.0	50.0	1		02/03/22 07:37		N2
Aromatic (C09-C10)	ND	ug/L	50.0	50.0	1		02/03/22 07:37		N2
Surrogates									
4-Bromofluorobenzene (FID) (S)	98	%	70-130		1		02/03/22 07:37	460-00-4	
4-Bromofluorobenzene (PID) (S)	96	%	70-130		1		02/03/22 07:37	460-00-4	
6010 MET ICP	Analytical Method: EPA 6010D Preparation Method: EPA 3010A Pace Analytical Services - Asheville								
Lead	ND	ug/L	5.0	4.5	1	02/02/22 12:54	02/03/22 19:47	7439-92-1	
6200B MSV	Analytical Method: SM 6200B Pace Analytical Services - Charlotte								
Benzene	ND	ug/L	0.50	0.34	1		02/02/22 15:00	71-43-2	
Bromobenzene	ND	ug/L	0.50	0.29	1		02/02/22 15:00	108-86-1	
Bromochloromethane	ND	ug/L	0.50	0.47	1		02/02/22 15:00	74-97-5	
Bromodichloromethane	ND	ug/L	0.50	0.31	1		02/02/22 15:00	75-27-4	
Bromoform	ND	ug/L	0.50	0.34	1		02/02/22 15:00	75-25-2	
Bromomethane	ND	ug/L	5.0	1.7	1		02/02/22 15:00	74-83-9	IH
n-Butylbenzene	ND	ug/L	0.50	0.49	1		02/02/22 15:00	104-51-8	
sec-Butylbenzene	ND	ug/L	0.50	0.40	1		02/02/22 15:00	135-98-8	
tert-Butylbenzene	ND	ug/L	0.50	0.32	1		02/02/22 15:00	98-06-6	
Carbon tetrachloride	ND	ug/L	0.50	0.33	1		02/02/22 15:00	56-23-5	
Chlorobenzene	ND	ug/L	0.50	0.28	1		02/02/22 15:00	108-90-7	
Chloroethane	ND	ug/L	1.0	0.65	1		02/02/22 15:00	75-00-3	
Chloroform	ND	ug/L	0.50	0.35	1		02/02/22 15:00	67-66-3	
Chloromethane	ND	ug/L	1.0	0.54	1		02/02/22 15:00	74-87-3	
2-Chlorotoluene	ND	ug/L	0.50	0.32	1		02/02/22 15:00	95-49-8	
4-Chlorotoluene	ND	ug/L	0.50	0.32	1		02/02/22 15:00	106-43-4	
1,2-Dibromo-3-chloropropane	ND	ug/L	1.0	0.34	1		02/02/22 15:00	96-12-8	
Dibromochloromethane	ND	ug/L	0.50	0.36	1		02/02/22 15:00	124-48-1	
1,2-Dibromoethane (EDB)	ND	ug/L	0.50	0.27	1		02/02/22 15:00	106-93-4	
Dibromomethane	ND	ug/L	0.50	0.39	1		02/02/22 15:00	74-95-3	
1,2-Dichlorobenzene	ND	ug/L	0.50	0.34	1		02/02/22 15:00	95-50-1	
1,3-Dichlorobenzene	ND	ug/L	0.50	0.34	1		02/02/22 15:00	541-73-1	
1,4-Dichlorobenzene	ND	ug/L	0.50	0.33	1		02/02/22 15:00	106-46-7	
Dichlorodifluoromethane	ND	ug/L	0.50	0.35	1		02/02/22 15:00	75-71-8	
1,1-Dichloroethane	ND	ug/L	0.50	0.37	1		02/02/22 15:00	75-34-3	
1,2-Dichloroethane	ND	ug/L	0.50	0.32	1		02/02/22 15:00	107-06-2	
1,1-Dichloroethene	ND	ug/L	0.50	0.35	1		02/02/22 15:00	75-35-4	
cis-1,2-Dichloroethene	ND	ug/L	0.50	0.38	1		02/02/22 15:00	156-59-2	
trans-1,2-Dichloroethene	ND	ug/L	0.50	0.40	1		02/02/22 15:00	156-60-5	
1,2-Dichloropropane	ND	ug/L	0.50	0.36	1		02/02/22 15:00	78-87-5	
1,3-Dichloropropane	ND	ug/L	0.50	0.28	1		02/02/22 15:00	142-28-9	

REPORT OF LABORATORY ANALYSIS

This report shall not be reproduced, except in full,
without the written consent of Pace Analytical Services, LLC.

Pace Analytical Services, LLC
9800 Kincey Ave. Suite 100
Huntersville, NC 28078
(704)875-9092

ANALYTICAL RESULTS

Project: CPC Huntersville-60674226
Pace Project No.: 92585562

Sample: EB-1-20220201 **Lab ID: 92585562018** Collected: 02/01/22 16:45 Received: 02/01/22 17:00 Matrix: Water

Parameters	Results	Units	Report Limit	MDL	DF	Prepared	Analyzed	CAS No.	Qual
6200B MSV	Analytical Method: SM 6200B Pace Analytical Services - Charlotte								
2,2-Dichloropropane	ND	ug/L	0.50	0.39	1		02/02/22 15:00	594-20-7	
1,1-Dichloropropene	ND	ug/L	0.50	0.43	1		02/02/22 15:00	563-58-6	
cis-1,3-Dichloropropene	ND	ug/L	0.50	0.36	1		02/02/22 15:00	10061-01-5	
trans-1,3-Dichloropropene	ND	ug/L	0.50	0.36	1		02/02/22 15:00	10061-02-6	
Diisopropyl ether	ND	ug/L	0.50	0.31	1		02/02/22 15:00	108-20-3	
Ethylbenzene	ND	ug/L	0.50	0.30	1		02/02/22 15:00	100-41-4	
Hexachloro-1,3-butadiene	ND	ug/L	2.0	1.5	1		02/02/22 15:00	87-68-3	
Isopropylbenzene (Cumene)	ND	ug/L	0.50	0.33	1		02/02/22 15:00	98-82-8	
Methylene Chloride	ND	ug/L	2.0	2.0	1		02/02/22 15:00	75-09-2	
Methyl-tert-butyl ether	ND	ug/L	0.50	0.42	1		02/02/22 15:00	1634-04-4	
Naphthalene	ND	ug/L	2.0	0.64	1		02/02/22 15:00	91-20-3	
n-Propylbenzene	ND	ug/L	0.50	0.34	1		02/02/22 15:00	103-65-1	
Styrene	ND	ug/L	0.50	0.29	1		02/02/22 15:00	100-42-5	
1,1,1,2-Tetrachloroethane	ND	ug/L	0.50	0.31	1		02/02/22 15:00	630-20-6	
1,1,2,2-Tetrachloroethane	ND	ug/L	0.50	0.22	1		02/02/22 15:00	79-34-5	
Tetrachloroethene	ND	ug/L	0.50	0.29	1		02/02/22 15:00	127-18-4	
Toluene	ND	ug/L	0.50	0.48	1		02/02/22 15:00	108-88-3	
1,2,3-Trichlorobenzene	ND	ug/L	2.0	0.81	1		02/02/22 15:00	87-61-6	
1,2,4-Trichlorobenzene	ND	ug/L	2.0	0.64	1		02/02/22 15:00	120-82-1	
1,1,1-Trichloroethane	ND	ug/L	0.50	0.33	1		02/02/22 15:00	71-55-6	
1,1,2-Trichloroethane	ND	ug/L	0.50	0.32	1		02/02/22 15:00	79-00-5	
Trichloroethene	ND	ug/L	0.50	0.38	1		02/02/22 15:00	79-01-6	
Trichlorofluoromethane	ND	ug/L	1.0	0.30	1		02/02/22 15:00	75-69-4	
1,2,3-Trichloropropane	ND	ug/L	0.50	0.26	1		02/02/22 15:00	96-18-4	
1,2,4-Trimethylbenzene	ND	ug/L	0.50	0.50	1		02/02/22 15:00	95-63-6	
1,3,5-Trimethylbenzene	ND	ug/L	0.50	0.33	1		02/02/22 15:00	108-67-8	
Vinyl chloride	ND	ug/L	1.0	0.39	1		02/02/22 15:00	75-01-4	
m&p-Xylene	ND	ug/L	1.0	0.71	1		02/02/22 15:00	179601-23-1	
o-Xylene	ND	ug/L	0.50	0.34	1		02/02/22 15:00	95-47-6	
Surrogates									
1,2-Dichloroethane-d4 (S)	102	%	70-130		1		02/02/22 15:00	17060-07-0	
4-Bromofluorobenzene (S)	97	%	70-130		1		02/02/22 15:00	460-00-4	
Toluene-d8 (S)	99	%	70-130		1		02/02/22 15:00	2037-26-5	

REPORT OF LABORATORY ANALYSIS

This report shall not be reproduced, except in full,
without the written consent of Pace Analytical Services, LLC.

Pace Analytical Services, LLC
9800 Kincey Ave. Suite 100
Huntersville, NC 28078
(704)875-9092

ANALYTICAL RESULTS

Project: CPC Huntersville-60674226
Pace Project No.: 92585562

Sample: FB-2-20220201 **Lab ID: 92585562019** Collected: 02/01/22 16:00 Received: 02/01/22 17:00 Matrix: Water

Parameters	Results	Units	Report Limit	MDL	DF	Prepared	Analyzed	CAS No.	Qual
VPH NC Water	Analytical Method: MADEP VPH Pace Analytical Services - Charlotte								
Total VPH (C5-C12)	ND	ug/L	50.0	50.0	1		02/03/22 08:06		N2
Aliphatic (C05-C08)	ND	ug/L	50.0	50.0	1		02/03/22 08:06		N2
Aliphatic(C09-C12) Adjusted	ND	ug/L	50.0	50.0	1		02/03/22 08:06		N2
Aromatic (C09-C10)	ND	ug/L	50.0	50.0	1		02/03/22 08:06		N2
Surrogates									
4-Bromofluorobenzene (FID) (S)	97	%	70-130		1		02/03/22 08:06	460-00-4	
4-Bromofluorobenzene (PID) (S)	95	%	70-130		1		02/03/22 08:06	460-00-4	
6200B MSV	Analytical Method: SM 6200B Pace Analytical Services - Charlotte								
Benzene	ND	ug/L	0.50	0.34	1		02/02/22 15:18	71-43-2	
Bromobenzene	ND	ug/L	0.50	0.29	1		02/02/22 15:18	108-86-1	
Bromochloromethane	ND	ug/L	0.50	0.47	1		02/02/22 15:18	74-97-5	
Bromodichloromethane	ND	ug/L	0.50	0.31	1		02/02/22 15:18	75-27-4	
Bromoform	ND	ug/L	0.50	0.34	1		02/02/22 15:18	75-25-2	
Bromomethane	ND	ug/L	5.0	1.7	1		02/02/22 15:18	74-83-9	IH
n-Butylbenzene	ND	ug/L	0.50	0.49	1		02/02/22 15:18	104-51-8	
sec-Butylbenzene	ND	ug/L	0.50	0.40	1		02/02/22 15:18	135-98-8	
tert-Butylbenzene	ND	ug/L	0.50	0.32	1		02/02/22 15:18	98-06-6	
Carbon tetrachloride	ND	ug/L	0.50	0.33	1		02/02/22 15:18	56-23-5	
Chlorobenzene	ND	ug/L	0.50	0.28	1		02/02/22 15:18	108-90-7	
Chloroethane	ND	ug/L	1.0	0.65	1		02/02/22 15:18	75-00-3	
Chloroform	ND	ug/L	0.50	0.35	1		02/02/22 15:18	67-66-3	
Chloromethane	ND	ug/L	1.0	0.54	1		02/02/22 15:18	74-87-3	
2-Chlorotoluene	ND	ug/L	0.50	0.32	1		02/02/22 15:18	95-49-8	
4-Chlorotoluene	ND	ug/L	0.50	0.32	1		02/02/22 15:18	106-43-4	
1,2-Dibromo-3-chloropropane	ND	ug/L	1.0	0.34	1		02/02/22 15:18	96-12-8	
Dibromochloromethane	ND	ug/L	0.50	0.36	1		02/02/22 15:18	124-48-1	
1,2-Dibromoethane (EDB)	ND	ug/L	0.50	0.27	1		02/02/22 15:18	106-93-4	
Dibromomethane	ND	ug/L	0.50	0.39	1		02/02/22 15:18	74-95-3	
1,2-Dichlorobenzene	ND	ug/L	0.50	0.34	1		02/02/22 15:18	95-50-1	
1,3-Dichlorobenzene	ND	ug/L	0.50	0.34	1		02/02/22 15:18	541-73-1	
1,4-Dichlorobenzene	ND	ug/L	0.50	0.33	1		02/02/22 15:18	106-46-7	
Dichlorodifluoromethane	ND	ug/L	0.50	0.35	1		02/02/22 15:18	75-71-8	
1,1-Dichloroethane	ND	ug/L	0.50	0.37	1		02/02/22 15:18	75-34-3	
1,2-Dichloroethane	ND	ug/L	0.50	0.32	1		02/02/22 15:18	107-06-2	
1,1-Dichloroethene	ND	ug/L	0.50	0.35	1		02/02/22 15:18	75-35-4	
cis-1,2-Dichloroethene	ND	ug/L	0.50	0.38	1		02/02/22 15:18	156-59-2	
trans-1,2-Dichloroethene	ND	ug/L	0.50	0.40	1		02/02/22 15:18	156-60-5	
1,2-Dichloropropane	ND	ug/L	0.50	0.36	1		02/02/22 15:18	78-87-5	
1,3-Dichloropropane	ND	ug/L	0.50	0.28	1		02/02/22 15:18	142-28-9	
2,2-Dichloropropane	ND	ug/L	0.50	0.39	1		02/02/22 15:18	594-20-7	
1,1-Dichloropropene	ND	ug/L	0.50	0.43	1		02/02/22 15:18	563-58-6	
cis-1,3-Dichloropropene	ND	ug/L	0.50	0.36	1		02/02/22 15:18	10061-01-5	
trans-1,3-Dichloropropene	ND	ug/L	0.50	0.36	1		02/02/22 15:18	10061-02-6	

REPORT OF LABORATORY ANALYSIS

This report shall not be reproduced, except in full,
without the written consent of Pace Analytical Services, LLC.

Pace Analytical Services, LLC
9800 Kincey Ave. Suite 100
Huntersville, NC 28078
(704)875-9092

ANALYTICAL RESULTS

Project: CPC Huntersville-60674226
Pace Project No.: 92585562

Sample: FB-2-20220201 **Lab ID: 92585562019** Collected: 02/01/22 16:00 Received: 02/01/22 17:00 Matrix: Water

Parameters	Results	Units	Report Limit	MDL	DF	Prepared	Analyzed	CAS No.	Qual
6200B MSV	Analytical Method: SM 6200B Pace Analytical Services - Charlotte								
Diisopropyl ether	ND	ug/L	0.50	0.31	1		02/02/22 15:18	108-20-3	
Ethylbenzene	ND	ug/L	0.50	0.30	1		02/02/22 15:18	100-41-4	
Hexachloro-1,3-butadiene	ND	ug/L	2.0	1.5	1		02/02/22 15:18	87-68-3	
Isopropylbenzene (Cumene)	ND	ug/L	0.50	0.33	1		02/02/22 15:18	98-82-8	
Methylene Chloride	ND	ug/L	2.0	2.0	1		02/02/22 15:18	75-09-2	
Methyl-tert-butyl ether	ND	ug/L	0.50	0.42	1		02/02/22 15:18	1634-04-4	
Naphthalene	ND	ug/L	2.0	0.64	1		02/02/22 15:18	91-20-3	
n-Propylbenzene	ND	ug/L	0.50	0.34	1		02/02/22 15:18	103-65-1	
Styrene	ND	ug/L	0.50	0.29	1		02/02/22 15:18	100-42-5	
1,1,1,2-Tetrachloroethane	ND	ug/L	0.50	0.31	1		02/02/22 15:18	630-20-6	
1,1,2,2-Tetrachloroethane	ND	ug/L	0.50	0.22	1		02/02/22 15:18	79-34-5	
Tetrachloroethene	ND	ug/L	0.50	0.29	1		02/02/22 15:18	127-18-4	
Toluene	ND	ug/L	0.50	0.48	1		02/02/22 15:18	108-88-3	
1,2,3-Trichlorobenzene	ND	ug/L	2.0	0.81	1		02/02/22 15:18	87-61-6	
1,2,4-Trichlorobenzene	ND	ug/L	2.0	0.64	1		02/02/22 15:18	120-82-1	
1,1,1-Trichloroethane	ND	ug/L	0.50	0.33	1		02/02/22 15:18	71-55-6	
1,1,2-Trichloroethane	ND	ug/L	0.50	0.32	1		02/02/22 15:18	79-00-5	
Trichloroethene	ND	ug/L	0.50	0.38	1		02/02/22 15:18	79-01-6	
Trichlorofluoromethane	ND	ug/L	1.0	0.30	1		02/02/22 15:18	75-69-4	
1,2,3-Trichloropropane	ND	ug/L	0.50	0.26	1		02/02/22 15:18	96-18-4	
1,2,4-Trimethylbenzene	ND	ug/L	0.50	0.50	1		02/02/22 15:18	95-63-6	
1,3,5-Trimethylbenzene	ND	ug/L	0.50	0.33	1		02/02/22 15:18	108-67-8	
Vinyl chloride	ND	ug/L	1.0	0.39	1		02/02/22 15:18	75-01-4	
m&p-Xylene	ND	ug/L	1.0	0.71	1		02/02/22 15:18	179601-23-1	
o-Xylene	ND	ug/L	0.50	0.34	1		02/02/22 15:18	95-47-6	
Surrogates									
1,2-Dichloroethane-d4 (S)	102	%	70-130		1		02/02/22 15:18	17060-07-0	
4-Bromofluorobenzene (S)	97	%	70-130		1		02/02/22 15:18	460-00-4	
Toluene-d8 (S)	101	%	70-130		1		02/02/22 15:18	2037-26-5	

REPORT OF LABORATORY ANALYSIS

This report shall not be reproduced, except in full,
without the written consent of Pace Analytical Services, LLC.

Pace Analytical Services, LLC
9800 Kincey Ave. Suite 100
Huntersville, NC 28078
(704)875-9092

ANALYTICAL RESULTS

Project: CPC Huntersville-60674226
Pace Project No.: 92585562

Sample: TRIP BLANK **Lab ID: 92585562020** Collected: 02/01/22 00:00 Received: 02/01/22 17:00 Matrix: Water

Parameters	Results	Units	Report Limit	MDL	DF	Prepared	Analyzed	CAS No.	Qual
6200B MSV	Analytical Method: SM 6200B Pace Analytical Services - Charlotte								
Benzene	ND	ug/L	0.50	0.34	1		02/02/22 15:36	71-43-2	
Bromobenzene	ND	ug/L	0.50	0.29	1		02/02/22 15:36	108-86-1	
Bromochloromethane	ND	ug/L	0.50	0.47	1		02/02/22 15:36	74-97-5	
Bromodichloromethane	ND	ug/L	0.50	0.31	1		02/02/22 15:36	75-27-4	
Bromoform	ND	ug/L	0.50	0.34	1		02/02/22 15:36	75-25-2	
Bromomethane	ND	ug/L	5.0	1.7	1		02/02/22 15:36	74-83-9	IH
n-Butylbenzene	ND	ug/L	0.50	0.49	1		02/02/22 15:36	104-51-8	
sec-Butylbenzene	ND	ug/L	0.50	0.40	1		02/02/22 15:36	135-98-8	
tert-Butylbenzene	ND	ug/L	0.50	0.32	1		02/02/22 15:36	98-06-6	
Carbon tetrachloride	ND	ug/L	0.50	0.33	1		02/02/22 15:36	56-23-5	
Chlorobenzene	ND	ug/L	0.50	0.28	1		02/02/22 15:36	108-90-7	
Chloroethane	ND	ug/L	1.0	0.65	1		02/02/22 15:36	75-00-3	
Chloroform	ND	ug/L	0.50	0.35	1		02/02/22 15:36	67-66-3	
Chloromethane	ND	ug/L	1.0	0.54	1		02/02/22 15:36	74-87-3	
2-Chlorotoluene	ND	ug/L	0.50	0.32	1		02/02/22 15:36	95-49-8	
4-Chlorotoluene	ND	ug/L	0.50	0.32	1		02/02/22 15:36	106-43-4	
1,2-Dibromo-3-chloropropane	ND	ug/L	1.0	0.34	1		02/02/22 15:36	96-12-8	
Dibromochloromethane	ND	ug/L	0.50	0.36	1		02/02/22 15:36	124-48-1	
1,2-Dibromoethane (EDB)	ND	ug/L	0.50	0.27	1		02/02/22 15:36	106-93-4	
Dibromomethane	ND	ug/L	0.50	0.39	1		02/02/22 15:36	74-95-3	
1,2-Dichlorobenzene	ND	ug/L	0.50	0.34	1		02/02/22 15:36	95-50-1	
1,3-Dichlorobenzene	ND	ug/L	0.50	0.34	1		02/02/22 15:36	541-73-1	
1,4-Dichlorobenzene	ND	ug/L	0.50	0.33	1		02/02/22 15:36	106-46-7	
Dichlorodifluoromethane	ND	ug/L	0.50	0.35	1		02/02/22 15:36	75-71-8	
1,1-Dichloroethane	ND	ug/L	0.50	0.37	1		02/02/22 15:36	75-34-3	
1,2-Dichloroethane	ND	ug/L	0.50	0.32	1		02/02/22 15:36	107-06-2	
1,1-Dichloroethene	ND	ug/L	0.50	0.35	1		02/02/22 15:36	75-35-4	
cis-1,2-Dichloroethene	ND	ug/L	0.50	0.38	1		02/02/22 15:36	156-59-2	
trans-1,2-Dichloroethene	ND	ug/L	0.50	0.40	1		02/02/22 15:36	156-60-5	
1,2-Dichloropropane	ND	ug/L	0.50	0.36	1		02/02/22 15:36	78-87-5	
1,3-Dichloropropane	ND	ug/L	0.50	0.28	1		02/02/22 15:36	142-28-9	
2,2-Dichloropropane	ND	ug/L	0.50	0.39	1		02/02/22 15:36	594-20-7	
1,1-Dichloropropene	ND	ug/L	0.50	0.43	1		02/02/22 15:36	563-58-6	
cis-1,3-Dichloropropene	ND	ug/L	0.50	0.36	1		02/02/22 15:36	10061-01-5	
trans-1,3-Dichloropropene	ND	ug/L	0.50	0.36	1		02/02/22 15:36	10061-02-6	
Diisopropyl ether	ND	ug/L	0.50	0.31	1		02/02/22 15:36	108-20-3	
Ethylbenzene	ND	ug/L	0.50	0.30	1		02/02/22 15:36	100-41-4	
Hexachloro-1,3-butadiene	ND	ug/L	2.0	1.5	1		02/02/22 15:36	87-68-3	
Isopropylbenzene (Cumene)	ND	ug/L	0.50	0.33	1		02/02/22 15:36	98-82-8	
Methylene Chloride	ND	ug/L	2.0	2.0	1		02/02/22 15:36	75-09-2	
Methyl-tert-butyl ether	ND	ug/L	0.50	0.42	1		02/02/22 15:36	1634-04-4	
Naphthalene	ND	ug/L	2.0	0.64	1		02/02/22 15:36	91-20-3	
n-Propylbenzene	ND	ug/L	0.50	0.34	1		02/02/22 15:36	103-65-1	
Styrene	ND	ug/L	0.50	0.29	1		02/02/22 15:36	100-42-5	
1,1,1,2-Tetrachloroethane	ND	ug/L	0.50	0.31	1		02/02/22 15:36	630-20-6	

REPORT OF LABORATORY ANALYSIS

This report shall not be reproduced, except in full,
without the written consent of Pace Analytical Services, LLC.

Pace Analytical Services, LLC
9800 Kincey Ave. Suite 100
Huntersville, NC 28078
(704)875-9092

ANALYTICAL RESULTS

Project: CPC Huntersville-60674226
Pace Project No.: 92585562

Sample: TRIP BLANK **Lab ID: 92585562020** Collected: 02/01/22 00:00 Received: 02/01/22 17:00 Matrix: Water

Parameters	Results	Units	Report Limit	MDL	DF	Prepared	Analyzed	CAS No.	Qual
6200B MSV	Analytical Method: SM 6200B Pace Analytical Services - Charlotte								
1,1,2,2-Tetrachloroethane	ND	ug/L	0.50	0.22	1		02/02/22 15:36	79-34-5	
Tetrachloroethene	ND	ug/L	0.50	0.29	1		02/02/22 15:36	127-18-4	
Toluene	ND	ug/L	0.50	0.48	1		02/02/22 15:36	108-88-3	
1,2,3-Trichlorobenzene	ND	ug/L	2.0	0.81	1		02/02/22 15:36	87-61-6	
1,2,4-Trichlorobenzene	ND	ug/L	2.0	0.64	1		02/02/22 15:36	120-82-1	
1,1,1-Trichloroethane	ND	ug/L	0.50	0.33	1		02/02/22 15:36	71-55-6	
1,1,2-Trichloroethane	ND	ug/L	0.50	0.32	1		02/02/22 15:36	79-00-5	
Trichloroethene	ND	ug/L	0.50	0.38	1		02/02/22 15:36	79-01-6	
Trichlorofluoromethane	ND	ug/L	1.0	0.30	1		02/02/22 15:36	75-69-4	
1,2,3-Trichloropropane	ND	ug/L	0.50	0.26	1		02/02/22 15:36	96-18-4	
1,2,4-Trimethylbenzene	ND	ug/L	0.50	0.50	1		02/02/22 15:36	95-63-6	
1,3,5-Trimethylbenzene	ND	ug/L	0.50	0.33	1		02/02/22 15:36	108-67-8	
Vinyl chloride	ND	ug/L	1.0	0.39	1		02/02/22 15:36	75-01-4	
m&p-Xylene	ND	ug/L	1.0	0.71	1		02/02/22 15:36	179601-23-1	
o-Xylene	ND	ug/L	0.50	0.34	1		02/02/22 15:36	95-47-6	
Surrogates									
1,2-Dichloroethane-d4 (S)	103	%	70-130		1		02/02/22 15:36	17060-07-0	
4-Bromofluorobenzene (S)	97	%	70-130		1		02/02/22 15:36	460-00-4	
Toluene-d8 (S)	98	%	70-130		1		02/02/22 15:36	2037-26-5	

REPORT OF LABORATORY ANALYSIS

This report shall not be reproduced, except in full,
without the written consent of Pace Analytical Services, LLC.

Pace Analytical Services, LLC
9800 Kincey Ave. Suite 100
Huntersville, NC 28078
(704)875-9092

ANALYTICAL RESULTS

Project: CPC Huntersville-60674226
Pace Project No.: 92585562

Sample: MW-23 **Lab ID: 92585560003** Collected: 02/01/22 15:20 Received: 02/01/22 17:00 Matrix: Water

Parameters	Results	Units	Report Limit	MDL	DF	Prepared	Analyzed	CAS No.	Qual
VPH NC Water	Analytical Method: MADEP VPH Pace Analytical Services - Charlotte								
Total VPH (C5-C12)	ND	ug/L	50.0	50.0	1		02/02/22 18:11		N2
Aliphatic (C05-C08)	ND	ug/L	50.0	50.0	1		02/02/22 18:11		N2
Aliphatic(C09-C12) Adjusted	ND	ug/L	50.0	50.0	1		02/02/22 18:11		N2
Aromatic (C09-C10)	ND	ug/L	50.0	50.0	1		02/02/22 18:11		N2
Surrogates									
4-Bromofluorobenzene (FID) (S)	101	%	70-130		1		02/02/22 18:11	460-00-4	
4-Bromofluorobenzene (PID) (S)	100	%	70-130		1		02/02/22 18:11	460-00-4	
6010 MET ICP	Analytical Method: EPA 6010D Preparation Method: EPA 3010A Pace Analytical Services - Asheville								
Lead	ND	ug/L	5.0	4.5	1	02/02/22 12:54	02/03/22 17:54	7439-92-1	
6200B MSV	Analytical Method: SM 6200B Pace Analytical Services - Charlotte								
Benzene	ND	ug/L	0.50	0.34	1		02/02/22 18:03	71-43-2	
Bromobenzene	ND	ug/L	0.50	0.29	1		02/02/22 18:03	108-86-1	
Bromochloromethane	ND	ug/L	0.50	0.47	1		02/02/22 18:03	74-97-5	
Bromodichloromethane	ND	ug/L	0.50	0.31	1		02/02/22 18:03	75-27-4	
Bromoform	ND	ug/L	0.50	0.34	1		02/02/22 18:03	75-25-2	
Bromomethane	ND	ug/L	5.0	1.7	1		02/02/22 18:03	74-83-9	
n-Butylbenzene	ND	ug/L	0.50	0.49	1		02/02/22 18:03	104-51-8	
sec-Butylbenzene	ND	ug/L	0.50	0.40	1		02/02/22 18:03	135-98-8	
tert-Butylbenzene	ND	ug/L	0.50	0.32	1		02/02/22 18:03	98-06-6	
Carbon tetrachloride	ND	ug/L	0.50	0.33	1		02/02/22 18:03	56-23-5	
Chlorobenzene	ND	ug/L	0.50	0.28	1		02/02/22 18:03	108-90-7	
Chloroethane	ND	ug/L	1.0	0.65	1		02/02/22 18:03	75-00-3	
Chloroform	ND	ug/L	0.50	0.35	1		02/02/22 18:03	67-66-3	
Chloromethane	ND	ug/L	1.0	0.54	1		02/02/22 18:03	74-87-3	
2-Chlorotoluene	ND	ug/L	0.50	0.32	1		02/02/22 18:03	95-49-8	
4-Chlorotoluene	ND	ug/L	0.50	0.32	1		02/02/22 18:03	106-43-4	
1,2-Dibromo-3-chloropropane	ND	ug/L	1.0	0.34	1		02/02/22 18:03	96-12-8	
Dibromochloromethane	ND	ug/L	0.50	0.36	1		02/02/22 18:03	124-48-1	
1,2-Dibromoethane (EDB)	ND	ug/L	0.50	0.27	1		02/02/22 18:03	106-93-4	
Dibromomethane	ND	ug/L	0.50	0.39	1		02/02/22 18:03	74-95-3	
1,2-Dichlorobenzene	ND	ug/L	0.50	0.34	1		02/02/22 18:03	95-50-1	
1,3-Dichlorobenzene	ND	ug/L	0.50	0.34	1		02/02/22 18:03	541-73-1	
1,4-Dichlorobenzene	ND	ug/L	0.50	0.33	1		02/02/22 18:03	106-46-7	
Dichlorodifluoromethane	ND	ug/L	0.50	0.35	1		02/02/22 18:03	75-71-8	
1,1-Dichloroethane	ND	ug/L	0.50	0.37	1		02/02/22 18:03	75-34-3	
1,2-Dichloroethane	ND	ug/L	0.50	0.32	1		02/02/22 18:03	107-06-2	
1,1-Dichloroethene	ND	ug/L	0.50	0.35	1		02/02/22 18:03	75-35-4	
cis-1,2-Dichloroethene	ND	ug/L	0.50	0.38	1		02/02/22 18:03	156-59-2	
trans-1,2-Dichloroethene	ND	ug/L	0.50	0.40	1		02/02/22 18:03	156-60-5	
1,2-Dichloropropane	ND	ug/L	0.50	0.36	1		02/02/22 18:03	78-87-5	
1,3-Dichloropropane	ND	ug/L	0.50	0.28	1		02/02/22 18:03	142-28-9	

REPORT OF LABORATORY ANALYSIS

This report shall not be reproduced, except in full,
without the written consent of Pace Analytical Services, LLC.

Pace Analytical Services, LLC
9800 Kincey Ave. Suite 100
Huntersville, NC 28078
(704)875-9092

ANALYTICAL RESULTS

Project: CPC Huntersville-60674226
Pace Project No.: 92585562

Sample: MW-23 **Lab ID: 92585560003** Collected: 02/01/22 15:20 Received: 02/01/22 17:00 Matrix: Water

Parameters	Results	Units	Report Limit	MDL	DF	Prepared	Analyzed	CAS No.	Qual
6200B MSV	Analytical Method: SM 6200B Pace Analytical Services - Charlotte								
2,2-Dichloropropane	ND	ug/L	0.50	0.39	1		02/02/22 18:03	594-20-7	
1,1-Dichloropropene	ND	ug/L	0.50	0.43	1		02/02/22 18:03	563-58-6	
cis-1,3-Dichloropropene	ND	ug/L	0.50	0.36	1		02/02/22 18:03	10061-01-5	
trans-1,3-Dichloropropene	ND	ug/L	0.50	0.36	1		02/02/22 18:03	10061-02-6	
Diisopropyl ether	ND	ug/L	0.50	0.31	1		02/02/22 18:03	108-20-3	
Ethylbenzene	ND	ug/L	0.50	0.30	1		02/02/22 18:03	100-41-4	
Hexachloro-1,3-butadiene	ND	ug/L	2.0	1.5	1		02/02/22 18:03	87-68-3	
Isopropylbenzene (Cumene)	ND	ug/L	0.50	0.33	1		02/02/22 18:03	98-82-8	
Methylene Chloride	ND	ug/L	2.0	2.0	1		02/02/22 18:03	75-09-2	
Methyl-tert-butyl ether	ND	ug/L	0.50	0.42	1		02/02/22 18:03	1634-04-4	
Naphthalene	ND	ug/L	2.0	0.64	1		02/02/22 18:03	91-20-3	
n-Propylbenzene	ND	ug/L	0.50	0.34	1		02/02/22 18:03	103-65-1	
Styrene	ND	ug/L	0.50	0.29	1		02/02/22 18:03	100-42-5	
1,1,1,2-Tetrachloroethane	ND	ug/L	0.50	0.31	1		02/02/22 18:03	630-20-6	
1,1,2,2-Tetrachloroethane	ND	ug/L	0.50	0.22	1		02/02/22 18:03	79-34-5	
Tetrachloroethene	ND	ug/L	0.50	0.29	1		02/02/22 18:03	127-18-4	
Toluene	ND	ug/L	0.50	0.48	1		02/02/22 18:03	108-88-3	
1,2,3-Trichlorobenzene	ND	ug/L	2.0	0.81	1		02/02/22 18:03	87-61-6	
1,2,4-Trichlorobenzene	ND	ug/L	2.0	0.64	1		02/02/22 18:03	120-82-1	
1,1,1-Trichloroethane	ND	ug/L	0.50	0.33	1		02/02/22 18:03	71-55-6	
1,1,2-Trichloroethane	ND	ug/L	0.50	0.32	1		02/02/22 18:03	79-00-5	
Trichloroethene	ND	ug/L	0.50	0.38	1		02/02/22 18:03	79-01-6	
Trichlorofluoromethane	ND	ug/L	1.0	0.30	1		02/02/22 18:03	75-69-4	
1,2,3-Trichloropropane	ND	ug/L	0.50	0.26	1		02/02/22 18:03	96-18-4	
1,2,4-Trimethylbenzene	ND	ug/L	0.50	0.50	1		02/02/22 18:03	95-63-6	
1,3,5-Trimethylbenzene	ND	ug/L	0.50	0.33	1		02/02/22 18:03	108-67-8	
Vinyl chloride	ND	ug/L	1.0	0.39	1		02/02/22 18:03	75-01-4	
m&p-Xylene	ND	ug/L	1.0	0.71	1		02/02/22 18:03	179601-23-1	
o-Xylene	ND	ug/L	0.50	0.34	1		02/02/22 18:03	95-47-6	
Surrogates									
1,2-Dichloroethane-d4 (S)	104	%	70-130		1		02/02/22 18:03	17060-07-0	
4-Bromofluorobenzene (S)	103	%	70-130		1		02/02/22 18:03	460-00-4	
Toluene-d8 (S)	104	%	70-130		1		02/02/22 18:03	2037-26-5	

REPORT OF LABORATORY ANALYSIS

This report shall not be reproduced, except in full,
without the written consent of Pace Analytical Services, LLC.

Pace Analytical Services, LLC
9800 Kincey Ave. Suite 100
Huntersville, NC 28078
(704)875-9092

QUALITY CONTROL DATA

Project: CPC Huntersville-60674226
Pace Project No.: 92585562

QC Batch: 675628 Analysis Method: MADEP VPH
QC Batch Method: MADEP VPH Analysis Description: VPH NC Water
Laboratory: Pace Analytical Services - Charlotte
Associated Lab Samples: 92585560003, 92585562001, 92585562002, 92585562003, 92585562004, 92585562005, 92585562006, 92585562007, 92585562008, 92585562009

METHOD BLANK: 3536340 Matrix: Water
Associated Lab Samples: 92585560003, 92585562001, 92585562002, 92585562003, 92585562004, 92585562005, 92585562006, 92585562007, 92585562008, 92585562009

Parameter	Units	Blank Result	Reporting Limit	MDL	Analyzed	Qualifiers
Aliphatic (C05-C08)	ug/L	ND	50.0	50.0	02/02/22 16:14	N2
Aromatic (C09-C10)	ug/L	ND	50.0	50.0	02/02/22 16:14	N2
4-Bromofluorobenzene (FID) (S)	%	102	70-130		02/02/22 16:14	
4-Bromofluorobenzene (PID) (S)	%	101	70-130		02/02/22 16:14	

LABORATORY CONTROL SAMPLE & LCSD: 3536341 3536342

Parameter	Units	Spike Conc.	LCS Result	LCSD Result	LCS % Rec	LCSD % Rec	% Rec Limits	RPD	Max RPD	Qualifiers
Aliphatic (C05-C08)	ug/L	300	364	377	121	126	70-130	3	25	N2
Aromatic (C09-C10)	ug/L	100	95.5	94.8	95	95	70-130	1	25	N2
4-Bromofluorobenzene (FID) (S)	%				102	100	70-130			
4-Bromofluorobenzene (PID) (S)	%				99	98	70-130			

Results presented on this page are in the units indicated by the "Units" column except where an alternate unit is presented to the right of the result.

REPORT OF LABORATORY ANALYSIS

This report shall not be reproduced, except in full,
without the written consent of Pace Analytical Services, LLC.

Pace Analytical Services, LLC
9800 Kincey Ave. Suite 100
Huntersville, NC 28078
(704)875-9092

QUALITY CONTROL DATA

Project: CPC Huntersville-60674226
Pace Project No.: 92585562

QC Batch: 675646 Analysis Method: MADEP VPH
QC Batch Method: MADEP VPH Analysis Description: VPH NC Water
Laboratory: Pace Analytical Services - Charlotte
Associated Lab Samples: 92585562010, 92585562012, 92585562013, 92585562014, 92585562016, 92585562017, 92585562018, 92585562019

METHOD BLANK: 3536465 Matrix: Water
Associated Lab Samples: 92585562010, 92585562012, 92585562013, 92585562014, 92585562016, 92585562017, 92585562018, 92585562019

Parameter	Units	Blank Result	Reporting Limit	MDL	Analyzed	Qualifiers
Aliphatic (C05-C08)	ug/L	ND	50.0	50.0	02/02/22 16:43	N2
Aromatic (C09-C10)	ug/L	ND	50.0	50.0	02/02/22 16:43	N2
4-Bromofluorobenzene (FID) (S)	%	98	70-130		02/02/22 16:43	
4-Bromofluorobenzene (PID) (S)	%	96	70-130		02/02/22 16:43	

LABORATORY CONTROL SAMPLE & LCSD: 3536466 3536467

Parameter	Units	Spike Conc.	LCS Result	LCSD Result	LCS % Rec	LCSD % Rec	% Rec Limits	RPD	Max RPD	Qualifiers
Aliphatic (C05-C08)	ug/L	300	354	339	118	113	70-130	4	25	N2
Aromatic (C09-C10)	ug/L	100	92.2	92.9	92	93	70-130	1	25	N2
4-Bromofluorobenzene (FID) (S)	%				103	101	70-130			
4-Bromofluorobenzene (PID) (S)	%				100	98	70-130			

Results presented on this page are in the units indicated by the "Units" column except where an alternate unit is presented to the right of the result.

REPORT OF LABORATORY ANALYSIS

This report shall not be reproduced, except in full,
without the written consent of Pace Analytical Services, LLC.

Pace Analytical Services, LLC
9800 Kincey Ave. Suite 100
Huntersville, NC 28078
(704)875-9092

QUALITY CONTROL DATA

Project: CPC Huntersville-60674226
Pace Project No.: 92585562

QC Batch: 675937
QC Batch Method: MADEP VPH
Analysis Method: MADEP VPH
Analysis Description: VPH NC Water
Laboratory: Pace Analytical Services - Charlotte

Associated Lab Samples: 92585562011

METHOD BLANK: 3538019 Matrix: Water
Associated Lab Samples: 92585562011

Parameter	Units	Blank Result	Reporting Limit	MDL	Analyzed	Qualifiers
Aliphatic (C05-C08)	ug/L	ND	50.0	50.0	02/03/22 16:57	N2
Aromatic (C09-C10)	ug/L	ND	50.0	50.0	02/03/22 16:57	N2
4-Bromofluorobenzene (FID) (S)	%	96	70-130		02/03/22 16:57	
4-Bromofluorobenzene (PID) (S)	%	94	70-130		02/03/22 16:57	

LABORATORY CONTROL SAMPLE & LCSD: 3538020 3538021

Parameter	Units	Spike Conc.	LCS Result	LCSD Result	LCS % Rec	LCSD % Rec	% Rec Limits	RPD	Max RPD	Qualifiers
Aliphatic (C05-C08)	ug/L	300	359	357	120	119	70-130	0	25	N2
Aromatic (C09-C10)	ug/L	100	95.1	95.1	95	95	70-130	0	25	N2
4-Bromofluorobenzene (FID) (S)	%				101	102	70-130			
4-Bromofluorobenzene (PID) (S)	%				96	97	70-130			

Results presented on this page are in the units indicated by the "Units" column except where an alternate unit is presented to the right of the result.

REPORT OF LABORATORY ANALYSIS

This report shall not be reproduced, except in full,
without the written consent of Pace Analytical Services, LLC.

Pace Analytical Services, LLC
9800 Kincey Ave. Suite 100
Huntersville, NC 28078
(704)875-9092

QUALITY CONTROL DATA

Project: CPC Huntersville-60674226
Pace Project No.: 92585562

QC Batch: 675531 — Analysis Method: EPA 6010D
QC Batch Method: EPA 3010A — Analysis Description: 6010 MET
Laboratory: Pace Analytical Services - Asheville
Associated Lab Samples: 92585560003, 92585562001, 92585562002, 92585562003, 92585562004, 92585562005, 92585562006, 92585562007

METHOD BLANK: 3535452 — Matrix: Water
Associated Lab Samples: 92585560003, 92585562001, 92585562002, 92585562003, 92585562004, 92585562005, 92585562006, 92585562007

Parameter	Units	Blank Result	Reporting Limit	MDL	Analyzed	Qualifiers
Lead	ug/L	ND	5.0	4.5	02/03/22 17:05	

LABORATORY CONTROL SAMPLE: 3535453

Parameter	Units	Spike Conc.	LCS Result	LCS % Rec	% Rec Limits	Qualifiers
Lead	ug/L	500	519	104	80-120	

MATRIX SPIKE & MATRIX SPIKE DUPLICATE: 3535454 3535455

Parameter	Units	92585559002 Result	MS Spike Conc.	MSD Spike Conc.	MS Result	MSD Result	MS % Rec	MSD % Rec	% Rec Limits	RPD	Max RPD	Qual
Lead	ug/L	ND	500	500	496	498	99	99	75-125	0	20	

Results presented on this page are in the units indicated by the "Units" column except where an alternate unit is presented to the right of the result.

REPORT OF LABORATORY ANALYSIS

This report shall not be reproduced, except in full,
without the written consent of Pace Analytical Services, LLC.

Pace Analytical Services, LLC
9800 Kincey Ave. Suite 100
Huntersville, NC 28078
(704)875-9092

QUALITY CONTROL DATA

Project: CPC Huntersville-60674226
Pace Project No.: 92585562

QC Batch: 675534 — Analysis Method: EPA 6010D
QC Batch Method: EPA 3010A — Analysis Description: 6010 MET
Laboratory: Pace Analytical Services - Asheville
Associated Lab Samples: 92585562008, 92585562010, 92585562011, 92585562012, 92585562013, 92585562014, 92585562016, 92585562017, 92585562018

METHOD BLANK: 3535469 — Matrix: Water
Associated Lab Samples: 92585562008, 92585562010, 92585562011, 92585562012, 92585562013, 92585562014, 92585562016, 92585562017, 92585562018

Parameter	Units	Blank Result	Reporting Limit	MDL	Analyzed	Qualifiers
Lead	ug/L	ND	5.0	4.5	02/03/22 18:54	

LABORATORY CONTROL SAMPLE: 3535470

Parameter	Units	Spike Conc.	LCS Result	LCS % Rec	% Rec Limits	Qualifiers
Lead	ug/L	500	523	105	80-120	

MATRIX SPIKE & MATRIX SPIKE DUPLICATE: 3535471 3535472

Parameter	Units	92585562008 Result	MS Spike Conc.	MSD Spike Conc.	MS Result	MSD Result	MS % Rec	MSD % Rec	% Rec Limits	RPD	Max RPD	Qual
Lead	ug/L	ND	500	500	516	514	102	102	75-125	0	20	

Results presented on this page are in the units indicated by the "Units" column except where an alternate unit is presented to the right of the result.

REPORT OF LABORATORY ANALYSIS

This report shall not be reproduced, except in full,
without the written consent of Pace Analytical Services, LLC.

Pace Analytical Services, LLC
9800 Kincey Ave. Suite 100
Huntersville, NC 28078
(704)875-9092

QUALITY CONTROL DATA

Project: CPC Huntersville-60674226
Pace Project No.: 92585562

QC Batch: 675694
QC Batch Method: EPA 3010A
Analysis Method: EPA 6010D
Analysis Description: 6010 MET
Laboratory: Pace Analytical Services - Asheville
Associated Lab Samples: 92585562009

METHOD BLANK: 3536561 Matrix: Water
Associated Lab Samples: 92585562009

Parameter	Units	Blank Result	Reporting Limit	MDL	Analyzed	Qualifiers
Lead	ug/L	ND	5.0	4.5	02/03/22 16:37	

LABORATORY CONTROL SAMPLE: 3536562

Parameter	Units	Spike Conc.	LCS Result	LCS % Rec	% Rec Limits	Qualifiers
Lead	ug/L	500	507	101	80-120	

MATRIX SPIKE & MATRIX SPIKE DUPLICATE: 3536563 3536564

Parameter	Units	92585562009 Result	MS Spike Conc.	MSD Spike Conc.	MS Result	MSD Result	MS % Rec	MSD % Rec	% Rec Limits	RPD	Max RPD	Qual
Lead	ug/L	150	500	500	604	599	91	90	75-125	1	20	

Results presented on this page are in the units indicated by the "Units" column except where an alternate unit is presented to the right of the result.

REPORT OF LABORATORY ANALYSIS

This report shall not be reproduced, except in full,
without the written consent of Pace Analytical Services, LLC.

Pace Analytical Services, LLC
9800 Kincey Ave. Suite 100
Huntersville, NC 28078
(704)875-9092

QUALITY CONTROL DATA

Project: CPC Huntersville-60674226
Pace Project No.: 92585562

QC Batch: 675473 Analysis Method: SM 6200B
QC Batch Method: SM 6200B Analysis Description: 6200B MSV
Laboratory: Pace Analytical Services - Charlotte
Associated Lab Samples: 92585560003, 92585562001, 92585562002, 92585562004, 92585562005, 92585562006, 92585562007, 92585562008, 92585562009, 92585562010

METHOD BLANK: 3535139 Matrix: Water
Associated Lab Samples: 92585560003, 92585562001, 92585562002, 92585562004, 92585562005, 92585562006, 92585562007, 92585562008, 92585562009, 92585562010

Parameter	Units	Blank Result	Reporting Limit	MDL	Analyzed	Qualifiers
1,1,1,2-Tetrachloroethane	ug/L	ND	0.50	0.31	02/02/22 11:22	
1,1,1-Trichloroethane	ug/L	ND	0.50	0.33	02/02/22 11:22	
1,1,2,2-Tetrachloroethane	ug/L	ND	0.50	0.22	02/02/22 11:22	
1,1,2-Trichloroethane	ug/L	ND	0.50	0.32	02/02/22 11:22	
1,1-Dichloroethane	ug/L	ND	0.50	0.37	02/02/22 11:22	
1,1-Dichloroethene	ug/L	ND	0.50	0.35	02/02/22 11:22	
1,1-Dichloropropene	ug/L	ND	0.50	0.43	02/02/22 11:22	
1,2,3-Trichlorobenzene	ug/L	ND	2.0	0.81	02/02/22 11:22	
1,2,3-Trichloropropane	ug/L	ND	0.50	0.26	02/02/22 11:22	
1,2,4-Trichlorobenzene	ug/L	ND	2.0	0.64	02/02/22 11:22	
1,2,4-Trimethylbenzene	ug/L	ND	0.50	0.50	02/02/22 11:22	
1,2-Dibromo-3-chloropropane	ug/L	ND	1.0	0.34	02/02/22 11:22	
1,2-Dibromoethane (EDB)	ug/L	ND	0.50	0.27	02/02/22 11:22	
1,2-Dichlorobenzene	ug/L	ND	0.50	0.34	02/02/22 11:22	
1,2-Dichloroethane	ug/L	ND	0.50	0.32	02/02/22 11:22	
1,2-Dichloropropane	ug/L	ND	0.50	0.36	02/02/22 11:22	
1,3,5-Trimethylbenzene	ug/L	ND	0.50	0.33	02/02/22 11:22	
1,3-Dichlorobenzene	ug/L	ND	0.50	0.34	02/02/22 11:22	
1,3-Dichloropropane	ug/L	ND	0.50	0.28	02/02/22 11:22	
1,4-Dichlorobenzene	ug/L	ND	0.50	0.33	02/02/22 11:22	
2,2-Dichloropropane	ug/L	ND	0.50	0.39	02/02/22 11:22	
2-Chlorotoluene	ug/L	ND	0.50	0.32	02/02/22 11:22	
4-Chlorotoluene	ug/L	ND	0.50	0.32	02/02/22 11:22	
Benzene	ug/L	ND	0.50	0.34	02/02/22 11:22	
Bromobenzene	ug/L	ND	0.50	0.29	02/02/22 11:22	
Bromochloromethane	ug/L	ND	0.50	0.47	02/02/22 11:22	
Bromodichloromethane	ug/L	ND	0.50	0.31	02/02/22 11:22	
Bromoform	ug/L	ND	0.50	0.34	02/02/22 11:22	
Bromomethane	ug/L	ND	5.0	1.7	02/02/22 11:22	
Carbon tetrachloride	ug/L	ND	0.50	0.33	02/02/22 11:22	
Chlorobenzene	ug/L	ND	0.50	0.28	02/02/22 11:22	
Chloroethane	ug/L	ND	1.0	0.65	02/02/22 11:22	
Chloroform	ug/L	ND	0.50	0.35	02/02/22 11:22	
Chloromethane	ug/L	ND	1.0	0.54	02/02/22 11:22	
cis-1,2-Dichloroethene	ug/L	ND	0.50	0.38	02/02/22 11:22	
cis-1,3-Dichloropropene	ug/L	ND	0.50	0.36	02/02/22 11:22	
Dibromochloromethane	ug/L	ND	0.50	0.36	02/02/22 11:22	
Dibromomethane	ug/L	ND	0.50	0.39	02/02/22 11:22	
Dichlorodifluoromethane	ug/L	ND	0.50	0.35	02/02/22 11:22	

Results presented on this page are in the units indicated by the "Units" column except where an alternate unit is presented to the right of the result.

REPORT OF LABORATORY ANALYSIS

This report shall not be reproduced, except in full,
without the written consent of Pace Analytical Services, LLC.

Pace Analytical Services, LLC
9800 Kincey Ave. Suite 100
Huntersville, NC 28078
(704)875-9092

QUALITY CONTROL DATA

Project: CPC Huntersville-60674226
Pace Project No.: 92585562

METHOD BLANK: 3535139 Matrix: Water

Associated Lab Samples: 92585560003, 92585562001, 92585562002, 92585562004, 92585562005, 92585562006, 92585562007, 92585562008, 92585562009, 92585562010

Parameter	Units	Blank Result	Reporting Limit	MDL	Analyzed	Qualifiers
Diisopropyl ether	ug/L	ND	0.50	0.31	02/02/22 11:22	
Ethylbenzene	ug/L	ND	0.50	0.30	02/02/22 11:22	
Hexachloro-1,3-butadiene	ug/L	ND	2.0	1.5	02/02/22 11:22	
Isopropylbenzene (Cumene)	ug/L	ND	0.50	0.33	02/02/22 11:22	
m&p-Xylene	ug/L	ND	1.0	0.71	02/02/22 11:22	
Methyl-tert-butyl ether	ug/L	ND	0.50	0.42	02/02/22 11:22	
Methylene Chloride	ug/L	ND	2.0	2.0	02/02/22 11:22	
n-Butylbenzene	ug/L	ND	0.50	0.49	02/02/22 11:22	
n-Propylbenzene	ug/L	ND	0.50	0.34	02/02/22 11:22	
Naphthalene	ug/L	ND	2.0	0.64	02/02/22 11:22	
o-Xylene	ug/L	ND	0.50	0.34	02/02/22 11:22	
sec-Butylbenzene	ug/L	ND	0.50	0.40	02/02/22 11:22	
Styrene	ug/L	ND	0.50	0.29	02/02/22 11:22	
tert-Butylbenzene	ug/L	ND	0.50	0.32	02/02/22 11:22	
Tetrachloroethene	ug/L	ND	0.50	0.29	02/02/22 11:22	
Toluene	ug/L	ND	0.50	0.48	02/02/22 11:22	
trans-1,2-Dichloroethene	ug/L	ND	0.50	0.40	02/02/22 11:22	
trans-1,3-Dichloropropene	ug/L	ND	0.50	0.36	02/02/22 11:22	
Trichloroethene	ug/L	ND	0.50	0.38	02/02/22 11:22	
Trichlorofluoromethane	ug/L	ND	1.0	0.30	02/02/22 11:22	
Vinyl chloride	ug/L	ND	1.0	0.39	02/02/22 11:22	
1,2-Dichloroethane-d4 (S)	%	104	70-130		02/02/22 11:22	
4-Bromofluorobenzene (S)	%	102	70-130		02/02/22 11:22	
Toluene-d8 (S)	%	104	70-130		02/02/22 11:22	

LABORATORY CONTROL SAMPLE: 3535140

Parameter	Units	Spike Conc.	LCS Result	LCS % Rec	% Rec Limits	Qualifiers
1,1,1,2-Tetrachloroethane	ug/L	50	52.3	105	60-140	
1,1,1-Trichloroethane	ug/L	50	50.6	101	60-140	
1,1,2,2-Tetrachloroethane	ug/L	50	51.3	103	60-140	
1,1,2-Trichloroethane	ug/L	50	50.1	100	60-140	
1,1-Dichloroethane	ug/L	50	52.1	104	60-140	
1,1-Dichloroethene	ug/L	50	55.9	112	60-140	
1,1-Dichloropropene	ug/L	50	54.3	109	60-140	
1,2,3-Trichlorobenzene	ug/L	50	45.4	91	60-140	
1,2,3-Trichloropropane	ug/L	50	49.3	99	60-140	
1,2,4-Trichlorobenzene	ug/L	50	46.4	93	60-140	
1,2,4-Trimethylbenzene	ug/L	50	50.3	101	60-140	
1,2-Dibromo-3-chloropropane	ug/L	50	52.8	106	60-140	
1,2-Dibromoethane (EDB)	ug/L	50	51.7	103	60-140	
1,2-Dichlorobenzene	ug/L	50	48.0	96	60-140	
1,2-Dichloroethane	ug/L	50	49.1	98	60-140	

Results presented on this page are in the units indicated by the "Units" column except where an alternate unit is presented to the right of the result.

REPORT OF LABORATORY ANALYSIS

This report shall not be reproduced, except in full,
without the written consent of Pace Analytical Services, LLC.

Pace Analytical Services, LLC
9800 Kincey Ave. Suite 100
Huntersville, NC 28078
(704)875-9092

QUALITY CONTROL DATA

Project: CPC Huntersville-60674226
Pace Project No.: 92585562

LABORATORY CONTROL SAMPLE: 3535140

Parameter	Units	Spike Conc.	LCS Result	LCS % Rec	% Rec Limits	Qualifiers
1,2-Dichloropropane	ug/L	50	54.5	109	60-140	
1,3,5-Trimethylbenzene	ug/L	50	50.7	101	60-140	
1,3-Dichlorobenzene	ug/L	50	47.9	96	60-140	
1,3-Dichloropropane	ug/L	50	52.9	106	60-140	
1,4-Dichlorobenzene	ug/L	50	48.6	97	60-140	
2,2-Dichloropropane	ug/L	50	50.9	102	60-140	
2-Chlorotoluene	ug/L	50	50.6	101	60-140	
4-Chlorotoluene	ug/L	50	47.9	96	60-140	
Benzene	ug/L	50	49.8	100	60-140	
Bromobenzene	ug/L	50	48.2	96	60-140	
Bromochloromethane	ug/L	50	49.2	98	60-140	
Bromodichloromethane	ug/L	50	50.5	101	60-140	
Bromoform	ug/L	50	52.3	105	60-140	
Bromomethane	ug/L	50	41.3	83	60-140	
Carbon tetrachloride	ug/L	50	49.1	98	60-140	
Chlorobenzene	ug/L	50	47.6	95	60-140	
Chloroethane	ug/L	50	47.6	95	60-140	
Chloroform	ug/L	50	44.8	90	60-140	
Chloromethane	ug/L	50	50.1	100	60-140	
cis-1,2-Dichloroethene	ug/L	50	50.3	101	60-140	
cis-1,3-Dichloropropene	ug/L	50	53.7	107	60-140	
Dibromochloromethane	ug/L	50	54.3	109	60-140	
Dibromomethane	ug/L	50	45.2	90	60-140	
Dichlorodifluoromethane	ug/L	50	46.5	93	60-140	
Diisopropyl ether	ug/L	50	55.4	111	60-140	
Ethylbenzene	ug/L	50	48.9	98	60-140	
Hexachloro-1,3-butadiene	ug/L	50	45.4	91	60-140	
Isopropylbenzene (Cumene)	ug/L	50	49.5	99	60-140	
m&p-Xylene	ug/L	100	97.1	97	60-140	
Methyl-tert-butyl ether	ug/L	50	52.7	105	60-140	
Methylene Chloride	ug/L	50	51.7	103	60-140	
n-Butylbenzene	ug/L	50	50.2	100	60-140	
n-Propylbenzene	ug/L	50	49.4	99	60-140	
Naphthalene	ug/L	50	47.9	96	60-140	
o-Xylene	ug/L	50	48.7	97	60-140	
sec-Butylbenzene	ug/L	50	49.2	98	60-140	
Styrene	ug/L	50	51.0	102	60-140	
tert-Butylbenzene	ug/L	50	41.4	83	60-140	
Tetrachloroethene	ug/L	50	48.2	96	60-140	
Toluene	ug/L	50	45.8	92	60-140	
trans-1,2-Dichloroethene	ug/L	50	53.5	107	60-140	
trans-1,3-Dichloropropene	ug/L	50	51.9	104	60-140	
Trichloroethene	ug/L	50	49.1	98	60-140	
Trichlorofluoromethane	ug/L	50	42.3	85	60-140	
Vinyl chloride	ug/L	50	51.4	103	60-140	
1,2-Dichloroethane-d4 (S)	%			99	70-130	
4-Bromofluorobenzene (S)	%			100	70-130	

Results presented on this page are in the units indicated by the "Units" column except where an alternate unit is presented to the right of the result.

REPORT OF LABORATORY ANALYSIS

This report shall not be reproduced, except in full,
without the written consent of Pace Analytical Services, LLC.

Pace Analytical Services, LLC
9800 Kincey Ave. Suite 100
Huntersville, NC 28078
(704)875-9092

QUALITY CONTROL DATA

Project: CPC Huntersville-60674226
Pace Project No.: 92585562

LABORATORY CONTROL SAMPLE: 3535140

Parameter	Units	Spike Conc.	LCS Result	LCS % Rec	% Rec Limits	Qualifiers
Toluene-d8 (S)	%			99	70-130	

MATRIX SPIKE & MATRIX SPIKE DUPLICATE: 3535142 3535143

Parameter	Units	92585098001 Result	MS Spike Conc.	MSD Spike Conc.	MS Result	MSD Result	MS % Rec	MSD % Rec	% Rec Limits	RPD	Max RPD	Qual
1,1,1,2-Tetrachloroethane	ug/L	ND	200	200	236	258	118	129	60-140	9	30	
1,1,1-Trichloroethane	ug/L	ND	200	200	242	261	121	130	60-140	8	30	
1,1,2,2-Tetrachloroethane	ug/L	ND	200	200	240	259	120	129	60-140	8	30	
1,1,2-Trichloroethane	ug/L	ND	200	200	225	247	112	123	60-140	9	30	
1,1-Dichloroethane	ug/L	ND	200	200	247	269	123	134	60-140	9	30	
1,1-Dichloroethene	ug/L	ND	200	200	246	260	123	130	60-140	5	30	
1,1-Dichloropropene	ug/L	ND	200	200	262	276	131	138	60-140	5	30	
1,2,3-Trichlorobenzene	ug/L	ND	200	200	216	243	108	121	60-140	12	30	
1,2,3-Trichloropropane	ug/L	ND	200	200	230	252	115	126	60-140	9	30	
1,2,4-Trichlorobenzene	ug/L	ND	200	200	221	245	110	123	60-140	10	30	
1,2,4-Trimethylbenzene	ug/L	1540	200	200	1810	1780	135	119	60-140	2	30	
1,2-Dibromo-3-chloropropane	ug/L	ND	200	200	238	263	119	131	60-140	10	30	
1,2-Dibromoethane (EDB)	ug/L	ND	200	200	239	258	120	129	60-140	7	30	
1,2-Dichlorobenzene	ug/L	ND	200	200	232	247	116	124	60-140	6	30	
1,2-Dichloroethane	ug/L	ND	200	200	227	249	114	124	60-140	9	30	
1,2-Dichloropropane	ug/L	ND	200	200	256	279	128	139	60-140	9	30	
1,3,5-Trimethylbenzene	ug/L	395	200	200	653	654	129	130	60-140	0	30	
1,3-Dichlorobenzene	ug/L	ND	200	200	232	246	116	123	60-140	6	30	
1,3-Dichloropropane	ug/L	ND	200	200	244	265	122	132	60-140	8	30	
1,4-Dichlorobenzene	ug/L	ND	200	200	236	248	118	124	60-140	5	30	
2,2-Dichloropropane	ug/L	ND	200	200	243	265	121	132	60-140	9	30	
2-Chlorotoluene	ug/L	ND	200	200	257	274	129	137	60-140	6	30	
4-Chlorotoluene	ug/L	ND	200	200	236	251	118	126	60-140	6	30	
Benzene	ug/L	822	200	200	1080	1070	130	121	60-140	2	30	
Bromobenzene	ug/L	ND	200	200	232	251	116	125	60-140	8	30	
Bromochloromethane	ug/L	ND	200	200	227	246	113	123	60-140	8	30	
Bromodichloromethane	ug/L	ND	200	200	227	249	113	125	60-140	9	30	
Bromoform	ug/L	ND	200	200	223	243	111	122	60-140	9	30	
Bromomethane	ug/L	ND	200	200	133	129	67	65	60-140	3	30	
Carbon tetrachloride	ug/L	ND	200	200	237	257	118	128	60-140	8	30	
Chlorobenzene	ug/L	ND	200	200	232	250	116	125	60-140	7	30	
Chloroethane	ug/L	ND	200	200	207	211	104	106	60-140	2	30	
Chloroform	ug/L	ND	200	200	218	235	109	118	60-140	7	30	
Chloromethane	ug/L	ND	200	200	84.9	91.0	42	45	60-140	7	30	M1
cis-1,2-Dichloroethene	ug/L	ND	200	200	243	263	121	132	60-140	8	30	
cis-1,3-Dichloropropene	ug/L	ND	200	200	238	258	119	129	60-140	8	30	
Dibromochloromethane	ug/L	ND	200	200	237	259	119	129	60-140	9	30	
Dibromomethane	ug/L	ND	200	200	207	227	104	113	60-140	9	30	

Results presented on this page are in the units indicated by the "Units" column except where an alternate unit is presented to the right of the result.

REPORT OF LABORATORY ANALYSIS

This report shall not be reproduced, except in full,
without the written consent of Pace Analytical Services, LLC.

Pace Analytical Services, LLC
9800 Kincey Ave. Suite 100
Huntersville, NC 28078
(704)875-9092

QUALITY CONTROL DATA

Project: CPC Huntersville-60674226
Pace Project No.: 92585562

MATRIX SPIKE & MATRIX SPIKE DUPLICATE: 3535142 3535143

Parameter	Units	92585098001 Result	MS Spike Conc.	MSD Spike Conc.	MS Result	MSD Result	MS % Rec	MSD % Rec	% Rec Limits	RPD	Max RPD	Qual
Dichlorodifluoromethane	ug/L	ND	200	200	28.4	30.1	14	15	60-140	6	30	M1
Diisopropyl ether	ug/L	ND	200	200	256	278	127	137	60-140	8	30	
Ethylbenzene	ug/L	336	200	200	579	586	122	125	60-140	1	30	
Hexachloro-1,3-butadiene	ug/L	ND	200	200	219	247	110	123	60-140	12	30	
Isopropylbenzene (Cumene)	ug/L	27.5	200	200	267	283	120	128	60-140	6	30	
m&p-Xylene	ug/L	2420	400	400	2890	2860	117	109	60-140	1	30	
Methyl-tert-butyl ether	ug/L	7.2	200	200	248	264	120	129	60-140	7	30	
Methylene Chloride	ug/L	ND	200	200	249	267	118	127	60-140	7	30	
n-Butylbenzene	ug/L	ND	200	200	295	319	148	160	60-140	8	30	M1
n-Propylbenzene	ug/L	48.3	200	200	291	305	121	128	60-140	5	30	
Naphthalene	ug/L	219	200	200	467	485	124	133	60-140	4	30	
o-Xylene	ug/L	845	200	200	1080	1070	118	114	60-140	1	30	
sec-Butylbenzene	ug/L	ND	200	200	245	263	123	131	60-140	7	30	
Styrene	ug/L	ND	200	200	239	258	119	129	60-140	8	30	
tert-Butylbenzene	ug/L	ND	200	200	204	220	102	110	60-140	8	30	
Tetrachloroethene	ug/L	ND	200	200	233	253	116	126	60-140	8	30	
Toluene	ug/L	1610	200	200	1750	1720	70	57	60-140	1	30	M1
trans-1,2-Dichloroethene	ug/L	ND	200	200	253	271	126	136	60-140	7	30	
trans-1,3-Dichloropropene	ug/L	ND	200	200	224	247	112	123	60-140	10	30	
Trichloroethene	ug/L	ND	200	200	233	254	117	127	60-140	9	30	
Trichlorofluoromethane	ug/L	ND	200	200	175	184	87	92	60-140	5	30	
Vinyl chloride	ug/L	ND	200	200	130	139	65	70	60-140	7	30	
1,2-Dichloroethane-d4 (S)	%						100	101	70-130			
4-Bromofluorobenzene (S)	%						98	99	70-130			
Toluene-d8 (S)	%						99	99	70-130			

Results presented on this page are in the units indicated by the "Units" column except where an alternate unit is presented to the right of the result.

REPORT OF LABORATORY ANALYSIS

This report shall not be reproduced, except in full,
without the written consent of Pace Analytical Services, LLC.

Pace Analytical Services, LLC
9800 Kincey Ave. Suite 100
Huntersville, NC 28078
(704)875-9092

QUALITY CONTROL DATA

Project: CPC Huntersville-60674226
Pace Project No.: 92585562

QC Batch: 675509 Analysis Method: SM 6200B
QC Batch Method: SM 6200B Analysis Description: 6200B MSV
Laboratory: Pace Analytical Services - Charlotte
Associated Lab Samples: 92585562012, 92585562013, 92585562014, 92585562016, 92585562018, 92585562019, 92585562020

METHOD BLANK: 3535271 Matrix: Water
Associated Lab Samples: 92585562012, 92585562013, 92585562014, 92585562016, 92585562018, 92585562019, 92585562020

Parameter	Units	Blank Result	Reporting Limit	MDL	Analyzed	Qualifiers
1,1,1,2-Tetrachloroethane	ug/L	ND	0.50	0.31	02/02/22 14:06	
1,1,1-Trichloroethane	ug/L	ND	0.50	0.33	02/02/22 14:06	
1,1,2,2-Tetrachloroethane	ug/L	ND	0.50	0.22	02/02/22 14:06	
1,1,2-Trichloroethane	ug/L	ND	0.50	0.32	02/02/22 14:06	
1,1-Dichloroethane	ug/L	ND	0.50	0.37	02/02/22 14:06	
1,1-Dichloroethene	ug/L	ND	0.50	0.35	02/02/22 14:06	
1,1-Dichloropropene	ug/L	ND	0.50	0.43	02/02/22 14:06	
1,2,3-Trichlorobenzene	ug/L	ND	2.0	0.81	02/02/22 14:06	
1,2,3-Trichloropropane	ug/L	ND	0.50	0.26	02/02/22 14:06	
1,2,4-Trichlorobenzene	ug/L	ND	2.0	0.64	02/02/22 14:06	
1,2,4-Trimethylbenzene	ug/L	ND	0.50	0.50	02/02/22 14:06	
1,2-Dibromo-3-chloropropane	ug/L	ND	1.0	0.34	02/02/22 14:06	
1,2-Dibromoethane (EDB)	ug/L	ND	0.50	0.27	02/02/22 14:06	
1,2-Dichlorobenzene	ug/L	ND	0.50	0.34	02/02/22 14:06	
1,2-Dichloroethane	ug/L	ND	0.50	0.32	02/02/22 14:06	
1,2-Dichloropropane	ug/L	ND	0.50	0.36	02/02/22 14:06	
1,3,5-Trimethylbenzene	ug/L	ND	0.50	0.33	02/02/22 14:06	
1,3-Dichlorobenzene	ug/L	ND	0.50	0.34	02/02/22 14:06	
1,3-Dichloropropane	ug/L	ND	0.50	0.28	02/02/22 14:06	
1,4-Dichlorobenzene	ug/L	ND	0.50	0.33	02/02/22 14:06	
2,2-Dichloropropane	ug/L	ND	0.50	0.39	02/02/22 14:06	
2-Chlorotoluene	ug/L	ND	0.50	0.32	02/02/22 14:06	
4-Chlorotoluene	ug/L	ND	0.50	0.32	02/02/22 14:06	
Benzene	ug/L	ND	0.50	0.34	02/02/22 14:06	
Bromobenzene	ug/L	ND	0.50	0.29	02/02/22 14:06	
Bromochloromethane	ug/L	ND	0.50	0.47	02/02/22 14:06	
Bromodichloromethane	ug/L	ND	0.50	0.31	02/02/22 14:06	
Bromoform	ug/L	ND	0.50	0.34	02/02/22 14:06	
Bromomethane	ug/L	ND	5.0	1.7	02/02/22 14:06	IH
Carbon tetrachloride	ug/L	ND	0.50	0.33	02/02/22 14:06	
Chlorobenzene	ug/L	ND	0.50	0.28	02/02/22 14:06	
Chloroethane	ug/L	ND	1.0	0.65	02/02/22 14:06	
Chloroform	ug/L	ND	0.50	0.35	02/02/22 14:06	
Chloromethane	ug/L	ND	1.0	0.54	02/02/22 14:06	
cis-1,2-Dichloroethene	ug/L	ND	0.50	0.38	02/02/22 14:06	
cis-1,3-Dichloropropene	ug/L	ND	0.50	0.36	02/02/22 14:06	
Dibromochloromethane	ug/L	ND	0.50	0.36	02/02/22 14:06	
Dibromomethane	ug/L	ND	0.50	0.39	02/02/22 14:06	
Dichlorodifluoromethane	ug/L	ND	0.50	0.35	02/02/22 14:06	
Diisopropyl ether	ug/L	ND	0.50	0.31	02/02/22 14:06	

Results presented on this page are in the units indicated by the "Units" column except where an alternate unit is presented to the right of the result.

REPORT OF LABORATORY ANALYSIS

This report shall not be reproduced, except in full,
without the written consent of Pace Analytical Services, LLC.

Pace Analytical Services, LLC
9800 Kincey Ave. Suite 100
Huntersville, NC 28078
(704)875-9092

QUALITY CONTROL DATA

Project: CPC Huntersville-60674226
Pace Project No.: 92585562

METHOD BLANK: 3535271 Matrix: Water
Associated Lab Samples: 92585562012, 92585562013, 92585562014, 92585562016, 92585562018, 92585562019, 92585562020

Parameter	Units	Blank Result	Reporting Limit	MDL	Analyzed	Qualifiers
Ethylbenzene	ug/L	ND	0.50	0.30	02/02/22 14:06	
Hexachloro-1,3-butadiene	ug/L	ND	2.0	1.5	02/02/22 14:06	
Isopropylbenzene (Cumene)	ug/L	ND	0.50	0.33	02/02/22 14:06	
m&p-Xylene	ug/L	ND	1.0	0.71	02/02/22 14:06	
Methyl-tert-butyl ether	ug/L	ND	0.50	0.42	02/02/22 14:06	
Methylene Chloride	ug/L	ND	2.0	2.0	02/02/22 14:06	
n-Butylbenzene	ug/L	ND	0.50	0.49	02/02/22 14:06	
n-Propylbenzene	ug/L	ND	0.50	0.34	02/02/22 14:06	
Naphthalene	ug/L	ND	2.0	0.64	02/02/22 14:06	
o-Xylene	ug/L	ND	0.50	0.34	02/02/22 14:06	
sec-Butylbenzene	ug/L	ND	0.50	0.40	02/02/22 14:06	
Styrene	ug/L	ND	0.50	0.29	02/02/22 14:06	
tert-Butylbenzene	ug/L	ND	0.50	0.32	02/02/22 14:06	
Tetrachloroethene	ug/L	ND	0.50	0.29	02/02/22 14:06	
Toluene	ug/L	ND	0.50	0.48	02/02/22 14:06	
trans-1,2-Dichloroethene	ug/L	ND	0.50	0.40	02/02/22 14:06	
trans-1,3-Dichloropropene	ug/L	ND	0.50	0.36	02/02/22 14:06	
Trichloroethene	ug/L	ND	0.50	0.38	02/02/22 14:06	
Trichlorofluoromethane	ug/L	ND	1.0	0.30	02/02/22 14:06	
Vinyl chloride	ug/L	ND	1.0	0.39	02/02/22 14:06	
1,2-Dichloroethane-d4 (S)	%	103	70-130		02/02/22 14:06	
4-Bromofluorobenzene (S)	%	96	70-130		02/02/22 14:06	
Toluene-d8 (S)	%	96	70-130		02/02/22 14:06	

LABORATORY CONTROL SAMPLE: 3535272

Parameter	Units	Spike Conc.	LCS Result	LCS % Rec	% Rec Limits	Qualifiers
1,1,1,2-Tetrachloroethane	ug/L	50	53.5	107	60-140	
1,1,1-Trichloroethane	ug/L	50	49.3	99	60-140	
1,1,2,2-Tetrachloroethane	ug/L	50	51.5	103	60-140	
1,1,2-Trichloroethane	ug/L	50	51.4	103	60-140	
1,1-Dichloroethane	ug/L	50	48.1	96	60-140	
1,1-Dichloroethene	ug/L	50	46.7	93	60-140	
1,1-Dichloropropene	ug/L	50	48.1	96	60-140	
1,2,3-Trichlorobenzene	ug/L	50	47.7	95	60-140	
1,2,3-Trichloropropane	ug/L	50	50.5	101	60-140	
1,2,4-Trichlorobenzene	ug/L	50	49.5	99	60-140	
1,2,4-Trimethylbenzene	ug/L	50	48.0	96	60-140	
1,2-Dibromo-3-chloropropane	ug/L	50	55.0	110	60-140	
1,2-Dibromoethane (EDB)	ug/L	50	53.4	107	60-140	
1,2-Dichlorobenzene	ug/L	50	47.8	96	60-140	
1,2-Dichloroethane	ug/L	50	50.2	100	60-140	
1,2-Dichloropropane	ug/L	50	50.6	101	60-140	
1,3,5-Trimethylbenzene	ug/L	50	48.7	97	60-140	

Results presented on this page are in the units indicated by the "Units" column except where an alternate unit is presented to the right of the result.

REPORT OF LABORATORY ANALYSIS

This report shall not be reproduced, except in full,
without the written consent of Pace Analytical Services, LLC.

Pace Analytical Services, LLC
9800 Kincey Ave. Suite 100
Huntersville, NC 28078
(704)875-9092

QUALITY CONTROL DATA

Project: CPC Huntersville-60674226
Pace Project No.: 92585562

LABORATORY CONTROL SAMPLE: 3535272

Parameter	Units	Spike Conc.	LCS Result	LCS % Rec	% Rec Limits	Qualifiers
1,3-Dichlorobenzene	ug/L	50	50.0	100	60-140	
1,3-Dichloropropane	ug/L	50	50.8	102	60-140	
1,4-Dichlorobenzene	ug/L	50	48.5	97	60-140	
2,2-Dichloropropane	ug/L	50	49.5	99	60-140	
2-Chlorotoluene	ug/L	50	49.3	99	60-140	
4-Chlorotoluene	ug/L	50	48.1	96	60-140	
Benzene	ug/L	50	47.8	96	60-140	
Bromobenzene	ug/L	50	49.1	98	60-140	
Bromochloromethane	ug/L	50	49.6	99	60-140	
Bromodichloromethane	ug/L	50	54.2	108	60-140	
Bromoform	ug/L	50	56.2	112	60-140	
Bromomethane	ug/L	50	65.9	132	60-140	IH
Carbon tetrachloride	ug/L	50	50.6	101	60-140	
Chlorobenzene	ug/L	50	49.9	100	60-140	
Chloroethane	ug/L	50	44.6	89	60-140	
Chloroform	ug/L	50	46.1	92	60-140	
Chloromethane	ug/L	50	58.1	116	60-140	
cis-1,2-Dichloroethene	ug/L	50	48.6	97	60-140	
cis-1,3-Dichloropropene	ug/L	50	53.0	106	60-140	
Dibromochloromethane	ug/L	50	53.3	107	60-140	
Dibromomethane	ug/L	50	50.1	100	60-140	
Dichlorodifluoromethane	ug/L	50	68.5	137	60-140	
Diisopropyl ether	ug/L	50	47.1	94	60-140	
Ethylbenzene	ug/L	50	48.9	98	60-140	
Hexachloro-1,3-butadiene	ug/L	50	52.5	105	60-140	
Isopropylbenzene (Cumene)	ug/L	50	50.5	101	60-140	
m&p-Xylene	ug/L	100	98.3	98	60-140	
Methyl-tert-butyl ether	ug/L	50	46.9	94	60-140	
Methylene Chloride	ug/L	50	53.1	106	60-140	
n-Butylbenzene	ug/L	50	48.3	97	60-140	
n-Propylbenzene	ug/L	50	48.5	97	60-140	
Naphthalene	ug/L	50	46.8	94	60-140	
o-Xylene	ug/L	50	51.2	102	60-140	
sec-Butylbenzene	ug/L	50	48.4	97	60-140	
Styrene	ug/L	50	53.2	106	60-140	
tert-Butylbenzene	ug/L	50	42.0	84	60-140	
Tetrachloroethene	ug/L	50	49.3	99	60-140	
Toluene	ug/L	50	48.0	96	60-140	
trans-1,2-Dichloroethene	ug/L	50	49.2	98	60-140	
trans-1,3-Dichloropropene	ug/L	50	53.0	106	60-140	
Trichloroethene	ug/L	50	48.7	97	60-140	
Trichlorofluoromethane	ug/L	50	43.8	88	60-140	
Vinyl chloride	ug/L	50	54.9	110	60-140	
1,2-Dichloroethane-d4 (S)	%			101	70-130	
4-Bromofluorobenzene (S)	%			101	70-130	
Toluene-d8 (S)	%			101	70-130	

Results presented on this page are in the units indicated by the "Units" column except where an alternate unit is presented to the right of the result.

REPORT OF LABORATORY ANALYSIS

This report shall not be reproduced, except in full,
without the written consent of Pace Analytical Services, LLC.

Pace Analytical Services, LLC
9800 Kincey Ave. Suite 100
Huntersville, NC 28078
(704)875-9092

QUALITY CONTROL DATA

Project: CPC Huntersville-60674226
Pace Project No.: 92585562

MATRIX SPIKE & MATRIX SPIKE DUPLICATE: 3535273 3535274

Parameter	Units	92585562013 Result	MS Spike Conc.	MSD Spike Conc.	MS Result	MSD Result	MS % Rec	MSD % Rec	% Rec Limits	RPD	Max RPD	Qual
1,1,1,2-Tetrachloroethane	ug/L	ND	20	20	21.0	22.7	105	113	60-140	8	30	
1,1,1-Trichloroethane	ug/L	ND	20	20	19.4	21.4	97	107	60-140	10	30	
1,1,2,2-Tetrachloroethane	ug/L	ND	20	20	20.6	21.8	103	109	60-140	5	30	
1,1,2-Trichloroethane	ug/L	ND	20	20	20.4	21.1	102	106	60-140	4	30	
1,1-Dichloroethane	ug/L	ND	20	20	19.2	20.7	96	103	60-140	8	30	
1,1-Dichloroethene	ug/L	ND	20	20	18.2	20.1	91	101	60-140	10	30	
1,1-Dichloropropene	ug/L	ND	20	20	19.5	21.4	97	107	60-140	9	30	
1,2,3-Trichlorobenzene	ug/L	ND	20	20	20.8	20.6	104	103	60-140	1	30	
1,2,3-Trichloropropane	ug/L	ND	20	20	19.5	20.9	97	105	60-140	7	30	
1,2,4-Trichlorobenzene	ug/L	ND	20	20	20.0	20.3	100	101	60-140	2	30	
1,2,4-Trimethylbenzene	ug/L	ND	20	20	19.3	20.2	97	101	60-140	4	30	
1,2-Dibromo-3-chloropropane	ug/L	ND	20	20	23.4	22.3	117	111	60-140	5	30	
1,2-Dibromoethane (EDB)	ug/L	ND	20	20	21.0	22.2	105	111	60-140	5	30	
1,2-Dichlorobenzene	ug/L	ND	20	20	18.0	19.4	90	97	60-140	7	30	
1,2-Dichloroethane	ug/L	ND	20	20	18.8	20.5	94	102	60-140	8	30	
1,2-Dichloropropane	ug/L	ND	20	20	20.0	21.8	100	109	60-140	8	30	
1,3,5-Trimethylbenzene	ug/L	ND	20	20	20.0	21.1	100	106	60-140	6	30	
1,3-Dichlorobenzene	ug/L	ND	20	20	18.8	20.2	94	101	60-140	8	30	
1,3-Dichloropropane	ug/L	ND	20	20	20.3	21.4	101	107	60-140	5	30	
1,4-Dichlorobenzene	ug/L	ND	20	20	18.6	20.1	93	101	60-140	8	30	
2,2-Dichloropropane	ug/L	ND	20	20	19.6	21.4	98	107	60-140	9	30	
2-Chlorotoluene	ug/L	ND	20	20	19.6	20.7	98	104	60-140	6	30	
4-Chlorotoluene	ug/L	ND	20	20	18.6	19.9	93	100	60-140	7	30	
Benzene	ug/L	ND	20	20	18.8	20.6	94	103	60-140	9	30	
Bromobenzene	ug/L	ND	20	20	19.6	20.5	98	103	60-140	5	30	
Bromochloromethane	ug/L	ND	20	20	19.5	20.8	97	104	60-140	7	30	
Bromodichloromethane	ug/L	ND	20	20	20.7	21.7	103	109	60-140	5	30	
Bromoform	ug/L	ND	20	20	21.2	22.0	106	110	60-140	4	30	
Bromomethane	ug/L	ND	20	20	29.2	30.3	146	152	60-140	4	30	IH,M1
Carbon tetrachloride	ug/L	ND	20	20	19.8	22.0	99	110	60-140	10	30	
Chlorobenzene	ug/L	ND	20	20	19.9	21.3	99	106	60-140	7	30	
Chloroethane	ug/L	ND	20	20	21.5	23.5	107	117	60-140	9	30	
Chloroform	ug/L	ND	20	20	18.7	19.4	93	97	60-140	4	30	
Chloromethane	ug/L	ND	20	20	19.7	21.1	98	106	60-140	7	30	
cis-1,2-Dichloroethene	ug/L	ND	20	20	19.6	20.8	98	104	60-140	6	30	
cis-1,3-Dichloropropene	ug/L	ND	20	20	20.8	21.8	104	109	60-140	5	30	
Dibromochloromethane	ug/L	ND	20	20	20.9	21.8	105	109	60-140	4	30	
Dibromomethane	ug/L	ND	20	20	20.2	21.2	101	106	60-140	5	30	
Dichlorodifluoromethane	ug/L	ND	20	20	18.7	23.2	94	116	60-140	21	30	
Diisopropyl ether	ug/L	ND	20	20	18.4	19.2	92	96	60-140	4	30	
Ethylbenzene	ug/L	ND	20	20	19.7	21.4	98	107	60-140	8	30	
Hexachloro-1,3-butadiene	ug/L	ND	20	20	24.6	26.2	123	131	60-140	6	30	
Isopropylbenzene (Cumene)	ug/L	ND	20	20	20.1	22.1	101	111	60-140	9	30	
m&p-Xylene	ug/L	ND	40	40	39.5	42.7	99	107	60-140	8	30	

Results presented on this page are in the units indicated by the "Units" column except where an alternate unit is presented to the right of the result.

REPORT OF LABORATORY ANALYSIS

This report shall not be reproduced, except in full,
without the written consent of Pace Analytical Services, LLC.

Pace Analytical Services, LLC
9800 Kincey Ave. Suite 100
Huntersville, NC 28078
(704)875-9092

QUALITY CONTROL DATA

Project: CPC Huntersville-60674226
Pace Project No.: 92585562

MATRIX SPIKE & MATRIX SPIKE DUPLICATE: 3535273 3535274

Parameter	Units	92585562013 Result	MS Spike Conc.	MSD Spike Conc.	MS Result	MSD Result	MS % Rec	MSD % Rec	% Rec Limits	RPD	Max RPD	Qual
Methyl-tert-butyl ether	ug/L	ND	20	20	18.5	19.0	93	95	60-140	3	30	
Methylene Chloride	ug/L	ND	20	20	19.6	21.1	98	106	60-140	7	30	
n-Butylbenzene	ug/L	ND	20	20	20.3	21.4	102	107	60-140	5	30	
n-Propylbenzene	ug/L	ND	20	20	19.9	21.2	100	106	60-140	6	30	
Naphthalene	ug/L	ND	20	20	18.5	18.1	92	90	60-140	2	30	
o-Xylene	ug/L	ND	20	20	20.3	21.7	101	109	60-140	7	30	
sec-Butylbenzene	ug/L	ND	20	20	20.6	21.8	103	109	60-140	6	30	
Styrene	ug/L	ND	20	20	19.5	21.3	98	106	60-140	9	30	
tert-Butylbenzene	ug/L	ND	20	20	17.5	18.3	87	92	60-140	5	30	
Tetrachloroethene	ug/L	ND	20	20	19.7	21.3	98	106	60-140	8	30	
Toluene	ug/L	ND	20	20	19.0	20.5	95	103	60-140	8	30	
trans-1,2-Dichloroethene	ug/L	ND	20	20	19.3	21.0	96	105	60-140	8	30	
trans-1,3-Dichloropropene	ug/L	ND	20	20	21.0	21.7	105	108	60-140	3	30	
Trichloroethene	ug/L	ND	20	20	19.0	20.7	95	103	60-140	8	30	
Trichlorofluoromethane	ug/L	ND	20	20	16.9	20.2	84	101	60-140	18	30	
Vinyl chloride	ug/L	ND	20	20	18.5	21.2	93	106	60-140	13	30	
1,2-Dichloroethane-d4 (S)	%						96	95	70-130			
4-Bromofluorobenzene (S)	%						98	99	70-130			
Toluene-d8 (S)	%						101	100	70-130			

Results presented on this page are in the units indicated by the "Units" column except where an alternate unit is presented to the right of the result.

REPORT OF LABORATORY ANALYSIS

This report shall not be reproduced, except in full,
without the written consent of Pace Analytical Services, LLC.

Pace Analytical Services, LLC
9800 Kincey Ave. Suite 100
Huntersville, NC 28078
(704)875-9092

QUALITY CONTROL DATA

Project: CPC Huntersville-60674226
Pace Project No.: 92585562

QC Batch: 675771
QC Batch Method: SM 6200B
Analysis Method: SM 6200B
Analysis Description: 6200B MSV
Laboratory: Pace Analytical Services - Charlotte
Associated Lab Samples: 92585562011, 92585562017

METHOD BLANK: 3536790 Matrix: Water
Associated Lab Samples: 92585562011, 92585562017

Parameter	Units	Blank Result	Reporting Limit	MDL	Analyzed	Qualifiers
1,1,1,2-Tetrachloroethane	ug/L	ND	0.50	0.31	02/03/22 13:07	
1,1,1-Trichloroethane	ug/L	ND	0.50	0.33	02/03/22 13:07	
1,1,2,2-Tetrachloroethane	ug/L	ND	0.50	0.22	02/03/22 13:07	
1,1,2-Trichloroethane	ug/L	ND	0.50	0.32	02/03/22 13:07	
1,1-Dichloroethane	ug/L	ND	0.50	0.37	02/03/22 13:07	
1,1-Dichloroethene	ug/L	ND	0.50	0.35	02/03/22 13:07	
1,1-Dichloropropene	ug/L	ND	0.50	0.43	02/03/22 13:07	
1,2,3-Trichlorobenzene	ug/L	ND	2.0	0.81	02/03/22 13:07	
1,2,3-Trichloropropane	ug/L	ND	0.50	0.26	02/03/22 13:07	
1,2,4-Trichlorobenzene	ug/L	ND	2.0	0.64	02/03/22 13:07	
1,2,4-Trimethylbenzene	ug/L	ND	0.50	0.50	02/03/22 13:07	
1,2-Dibromo-3-chloropropane	ug/L	ND	1.0	0.34	02/03/22 13:07	
1,2-Dibromoethane (EDB)	ug/L	ND	0.50	0.27	02/03/22 13:07	
1,2-Dichlorobenzene	ug/L	ND	0.50	0.34	02/03/22 13:07	
1,2-Dichloroethane	ug/L	ND	0.50	0.32	02/03/22 13:07	
1,2-Dichloropropane	ug/L	ND	0.50	0.36	02/03/22 13:07	
1,3,5-Trimethylbenzene	ug/L	ND	0.50	0.33	02/03/22 13:07	
1,3-Dichlorobenzene	ug/L	ND	0.50	0.34	02/03/22 13:07	
1,3-Dichloropropane	ug/L	ND	0.50	0.28	02/03/22 13:07	
1,4-Dichlorobenzene	ug/L	ND	0.50	0.33	02/03/22 13:07	
2,2-Dichloropropane	ug/L	ND	0.50	0.39	02/03/22 13:07	
2-Chlorotoluene	ug/L	ND	0.50	0.32	02/03/22 13:07	
4-Chlorotoluene	ug/L	ND	0.50	0.32	02/03/22 13:07	
Benzene	ug/L	ND	0.50	0.34	02/03/22 13:07	
Bromobenzene	ug/L	ND	0.50	0.29	02/03/22 13:07	
Bromochloromethane	ug/L	ND	0.50	0.47	02/03/22 13:07	
Bromodichloromethane	ug/L	ND	0.50	0.31	02/03/22 13:07	
Bromoform	ug/L	ND	0.50	0.34	02/03/22 13:07	
Bromomethane	ug/L	ND	5.0	1.7	02/03/22 13:07	IH
Carbon tetrachloride	ug/L	ND	0.50	0.33	02/03/22 13:07	
Chlorobenzene	ug/L	ND	0.50	0.28	02/03/22 13:07	
Chloroethane	ug/L	ND	1.0	0.65	02/03/22 13:07	
Chloroform	ug/L	ND	0.50	0.35	02/03/22 13:07	
Chloromethane	ug/L	ND	1.0	0.54	02/03/22 13:07	
cis-1,2-Dichloroethene	ug/L	ND	0.50	0.38	02/03/22 13:07	
cis-1,3-Dichloropropene	ug/L	ND	0.50	0.36	02/03/22 13:07	
Dibromochloromethane	ug/L	ND	0.50	0.36	02/03/22 13:07	
Dibromomethane	ug/L	ND	0.50	0.39	02/03/22 13:07	
Dichlorodifluoromethane	ug/L	ND	0.50	0.35	02/03/22 13:07	
Diisopropyl ether	ug/L	ND	0.50	0.31	02/03/22 13:07	

Results presented on this page are in the units indicated by the "Units" column except where an alternate unit is presented to the right of the result.

REPORT OF LABORATORY ANALYSIS

This report shall not be reproduced, except in full,
without the written consent of Pace Analytical Services, LLC.

Pace Analytical Services, LLC
9800 Kincey Ave. Suite 100
Huntersville, NC 28078
(704)875-9092

QUALITY CONTROL DATA

Project: CPC Huntersville-60674226
Pace Project No.: 92585562

METHOD BLANK: 3536790 Matrix: Water
Associated Lab Samples: 92585562011, 92585562017

Parameter	Units	Blank Result	Reporting Limit	MDL	Analyzed	Qualifiers
Ethylbenzene	ug/L	ND	0.50	0.30	02/03/22 13:07	
Hexachloro-1,3-butadiene	ug/L	ND	2.0	1.5	02/03/22 13:07	
Isopropylbenzene (Cumene)	ug/L	ND	0.50	0.33	02/03/22 13:07	
m&p-Xylene	ug/L	ND	1.0	0.71	02/03/22 13:07	
Methyl-tert-butyl ether	ug/L	ND	0.50	0.42	02/03/22 13:07	
Methylene Chloride	ug/L	ND	2.0	2.0	02/03/22 13:07	
n-Butylbenzene	ug/L	ND	0.50	0.49	02/03/22 13:07	
n-Propylbenzene	ug/L	ND	0.50	0.34	02/03/22 13:07	
Naphthalene	ug/L	ND	2.0	0.64	02/03/22 13:07	
o-Xylene	ug/L	ND	0.50	0.34	02/03/22 13:07	
sec-Butylbenzene	ug/L	ND	0.50	0.40	02/03/22 13:07	
Styrene	ug/L	ND	0.50	0.29	02/03/22 13:07	
tert-Butylbenzene	ug/L	ND	0.50	0.32	02/03/22 13:07	
Tetrachloroethene	ug/L	ND	0.50	0.29	02/03/22 13:07	
Toluene	ug/L	ND	0.50	0.48	02/03/22 13:07	
trans-1,2-Dichloroethene	ug/L	ND	0.50	0.40	02/03/22 13:07	
trans-1,3-Dichloropropene	ug/L	ND	0.50	0.36	02/03/22 13:07	
Trichloroethene	ug/L	ND	0.50	0.38	02/03/22 13:07	
Trichlorofluoromethane	ug/L	ND	1.0	0.30	02/03/22 13:07	
Vinyl chloride	ug/L	ND	1.0	0.39	02/03/22 13:07	
1,2-Dichloroethane-d4 (S)	%	98	70-130		02/03/22 13:07	
4-Bromofluorobenzene (S)	%	97	70-130		02/03/22 13:07	
Toluene-d8 (S)	%	99	70-130		02/03/22 13:07	

LABORATORY CONTROL SAMPLE: 3536791

Parameter	Units	Spike Conc.	LCS Result	LCS % Rec	% Rec Limits	Qualifiers
1,1,1,2-Tetrachloroethane	ug/L	50	49.7	99	60-140	
1,1,1-Trichloroethane	ug/L	50	48.8	98	60-140	
1,1,2,2-Tetrachloroethane	ug/L	50	49.4	99	60-140	
1,1,2-Trichloroethane	ug/L	50	48.7	97	60-140	
1,1-Dichloroethane	ug/L	50	48.1	96	60-140	
1,1-Dichloroethene	ug/L	50	45.1	90	60-140	
1,1-Dichloropropene	ug/L	50	47.4	95	60-140	
1,2,3-Trichlorobenzene	ug/L	50	48.7	97	60-140	
1,2,3-Trichloropropane	ug/L	50	45.7	91	60-140	
1,2,4-Trichlorobenzene	ug/L	50	50.2	100	60-140	
1,2,4-Trimethylbenzene	ug/L	50	46.9	94	60-140	
1,2-Dibromo-3-chloropropane	ug/L	50	57.4	115	60-140	
1,2-Dibromoethane (EDB)	ug/L	50	50.6	101	60-140	
1,2-Dichlorobenzene	ug/L	50	46.8	94	60-140	
1,2-Dichloroethane	ug/L	50	47.6	95	60-140	
1,2-Dichloropropane	ug/L	50	49.5	99	60-140	
1,3,5-Trimethylbenzene	ug/L	50	46.7	93	60-140	

Results presented on this page are in the units indicated by the "Units" column except where an alternate unit is presented to the right of the result.

REPORT OF LABORATORY ANALYSIS

This report shall not be reproduced, except in full,
without the written consent of Pace Analytical Services, LLC.

Pace Analytical Services, LLC
9800 Kincey Ave. Suite 100
Huntersville, NC 28078
(704)875-9092

QUALITY CONTROL DATA

Project: CPC Huntersville-60674226
Pace Project No.: 92585562

LABORATORY CONTROL SAMPLE: 3536791

Parameter	Units	Spike Conc.	LCS Result	LCS % Rec	% Rec Limits	Qualifiers
1,3-Dichlorobenzene	ug/L	50	48.7	97	60-140	
1,3-Dichloropropane	ug/L	50	48.0	96	60-140	
1,4-Dichlorobenzene	ug/L	50	46.7	93	60-140	
2,2-Dichloropropane	ug/L	50	48.1	96	60-140	
2-Chlorotoluene	ug/L	50	46.8	94	60-140	
4-Chlorotoluene	ug/L	50	46.0	92	60-140	
Benzene	ug/L	50	46.8	94	60-140	
Bromobenzene	ug/L	50	47.2	94	60-140	
Bromochloromethane	ug/L	50	49.3	99	60-140	
Bromodichloromethane	ug/L	50	49.7	99	60-140	
Bromoform	ug/L	50	53.8	108	60-140	
Bromomethane	ug/L	50	68.0	136	60-140	IH
Carbon tetrachloride	ug/L	50	48.9	98	60-140	
Chlorobenzene	ug/L	50	47.5	95	60-140	
Chloroethane	ug/L	50	43.8	88	60-140	
Chloroform	ug/L	50	45.3	91	60-140	
Chloromethane	ug/L	50	55.8	112	60-140	
cis-1,2-Dichloroethene	ug/L	50	48.4	97	60-140	
cis-1,3-Dichloropropene	ug/L	50	50.8	102	60-140	
Dibromochloromethane	ug/L	50	50.0	100	60-140	
Dibromomethane	ug/L	50	51.1	102	60-140	
Dichlorodifluoromethane	ug/L	50	61.4	123	60-140	
Diisopropyl ether	ug/L	50	45.8	92	60-140	
Ethylbenzene	ug/L	50	46.2	92	60-140	
Hexachloro-1,3-butadiene	ug/L	50	53.8	108	60-140	
Isopropylbenzene (Cumene)	ug/L	50	47.6	95	60-140	
m&p-Xylene	ug/L	100	93.4	93	60-140	
Methyl-tert-butyl ether	ug/L	50	45.9	92	60-140	
Methylene Chloride	ug/L	50	51.3	103	60-140	
n-Butylbenzene	ug/L	50	47.7	95	60-140	
n-Propylbenzene	ug/L	50	47.1	94	60-140	
Naphthalene	ug/L	50	47.3	95	60-140	
o-Xylene	ug/L	50	49.1	98	60-140	
sec-Butylbenzene	ug/L	50	47.2	94	60-140	
Styrene	ug/L	50	50.4	101	60-140	
tert-Butylbenzene	ug/L	50	40.4	81	60-140	
Tetrachloroethene	ug/L	50	46.6	93	60-140	
Toluene	ug/L	50	45.8	92	60-140	
trans-1,2-Dichloroethene	ug/L	50	48.0	96	60-140	
trans-1,3-Dichloropropene	ug/L	50	50.9	102	60-140	
Trichloroethene	ug/L	50	47.7	95	60-140	
Trichlorofluoromethane	ug/L	50	42.3	85	60-140	
Vinyl chloride	ug/L	50	53.1	106	60-140	
1,2-Dichloroethane-d4 (S)	%			99	70-130	
4-Bromofluorobenzene (S)	%			99	70-130	
Toluene-d8 (S)	%			100	70-130	

Results presented on this page are in the units indicated by the "Units" column except where an alternate unit is presented to the right of the result.

REPORT OF LABORATORY ANALYSIS

This report shall not be reproduced, except in full,
without the written consent of Pace Analytical Services, LLC.

Pace Analytical Services, LLC
9800 Kincey Ave. Suite 100
Huntersville, NC 28078
(704)875-9092

QUALITY CONTROL DATA

Project: CPC Huntersville-60674226
Pace Project No.: 92585562

MATRIX SPIKE & MATRIX SPIKE DUPLICATE: 3536792 3536793

Parameter	Units	92585755003 Result	MS Spike Conc.	MSD Spike Conc.	MS Result	MSD Result	MS % Rec	MSD % Rec	% Rec Limits	RPD	Max RPD	Qual
1,1,1,2-Tetrachloroethane	ug/L	<0.31	20	20	22.0	22.6	110	113	60-140	3	30	
1,1,1-Trichloroethane	ug/L	<0.33	20	20	21.8	21.0	109	105	60-140	4	30	
1,1,2,2-Tetrachloroethane	ug/L	<0.22	20	20	21.7	22.3	108	111	60-140	3	30	
1,1,2-Trichloroethane	ug/L	<0.32	20	20	22.3	21.4	111	107	60-140	4	30	
1,1-Dichloroethane	ug/L	<0.37	20	20	20.7	21.0	103	105	60-140	2	30	
1,1-Dichloroethene	ug/L	<0.35	20	20	20.5	19.8	102	99	60-140	3	30	
1,1-Dichloropropene	ug/L	<0.43	20	20	21.4	20.7	107	103	60-140	3	30	
1,2,3-Trichlorobenzene	ug/L	<0.81	20	20	18.9	18.8	95	94	60-140	1	30	
1,2,3-Trichloropropane	ug/L	<0.26	20	20	21.7	22.7	108	113	60-140	4	30	
1,2,4-Trichlorobenzene	ug/L	<0.64	20	20	19.9	19.1	100	95	60-140	5	30	
1,2,4-Trimethylbenzene	ug/L	<0.50	20	20	20.6	19.6	103	98	60-140	5	30	
1,2-Dibromo-3-chloropropane	ug/L	<0.34	20	20	23.3	24.4	116	122	60-140	5	30	
1,2-Dibromoethane (EDB)	ug/L	<0.27	20	20	21.6	22.2	108	111	60-140	3	30	
1,2-Dichlorobenzene	ug/L	<0.34	20	20	19.1	18.8	96	94	60-140	2	30	
1,2-Dichloroethane	ug/L	<0.32	20	20	21.0	20.9	105	105	60-140	0	30	
1,2-Dichloropropane	ug/L	<0.36	20	20	21.3	21.5	107	107	60-140	1	30	
1,3,5-Trimethylbenzene	ug/L	<0.33	20	20	21.2	20.3	106	102	60-140	4	30	
1,3-Dichlorobenzene	ug/L	<0.34	20	20	20.4	19.5	102	98	60-140	5	30	
1,3-Dichloropropane	ug/L	<0.28	20	20	21.2	22.0	106	110	60-140	4	30	
1,4-Dichlorobenzene	ug/L	<0.33	20	20	19.5	19.1	97	96	60-140	2	30	
2,2-Dichloropropane	ug/L	<0.39	20	20	20.4	20.3	102	102	60-140	0	30	
2-Chlorotoluene	ug/L	<0.32	20	20	21.0	20.2	105	101	60-140	4	30	
4-Chlorotoluene	ug/L	<0.32	20	20	19.9	19.5	100	97	60-140	2	30	
Benzene	ug/L	<0.34	20	20	20.5	19.9	103	100	60-140	3	30	
Bromobenzene	ug/L	<0.29	20	20	21.2	20.4	106	102	60-140	4	30	
Bromochloromethane	ug/L	<0.47	20	20	20.5	21.8	103	109	60-140	6	30	
Bromodichloromethane	ug/L	<0.31	20	20	21.7	21.1	108	105	60-140	3	30	
Bromoform	ug/L	<0.34	20	20	22.0	22.3	110	111	60-140	1	30	
Bromomethane	ug/L	<1.7	20	20	22.9	26.2	114	131	60-140	14	30	IH
Carbon tetrachloride	ug/L	<0.33	20	20	22.0	21.1	110	106	60-140	4	30	
Chlorobenzene	ug/L	<0.28	20	20	21.4	21.5	107	107	60-140	1	30	
Chloroethane	ug/L	<0.65	20	20	23.6	23.5	118	117	60-140	0	30	
Chloroform	ug/L	<0.35	20	20	19.6	19.7	98	99	60-140	1	30	
Chloromethane	ug/L	<0.54	20	20	19.9	20.6	99	103	60-140	3	30	
cis-1,2-Dichloroethene	ug/L	<0.38	20	20	21.0	20.7	105	103	60-140	1	30	
cis-1,3-Dichloropropene	ug/L	<0.36	20	20	21.9	21.5	110	108	60-140	2	30	
Dibromochloromethane	ug/L	<0.36	20	20	21.7	21.1	108	105	60-140	3	30	
Dibromomethane	ug/L	<0.39	20	20	21.6	21.2	108	106	60-140	2	30	
Dichlorodifluoromethane	ug/L	<0.35	20	20	22.9	21.2	115	106	60-140	8	30	
Diisopropyl ether	ug/L	<0.31	20	20	19.4	19.5	97	98	60-140	0	30	
Ethylbenzene	ug/L	<0.30	20	20	20.9	21.2	104	106	60-140	1	30	
Hexachloro-1,3-butadiene	ug/L	<1.5	20	20	22.9	22.1	114	110	60-140	4	30	
Isopropylbenzene (Cumene)	ug/L	<0.33	20	20	21.8	21.7	109	109	60-140	0	30	
m&p-Xylene	ug/L	<0.71	40	40	42.4	41.9	106	105	60-140	1	30	

Results presented on this page are in the units indicated by the "Units" column except where an alternate unit is presented to the right of the result.

REPORT OF LABORATORY ANALYSIS

This report shall not be reproduced, except in full,
without the written consent of Pace Analytical Services, LLC.

Pace Analytical Services, LLC
9800 Kincey Ave. Suite 100
Huntersville, NC 28078
(704)875-9092

QUALITY CONTROL DATA

Project: CPC Huntersville-60674226
Pace Project No.: 92585562

MATRIX SPIKE & MATRIX SPIKE DUPLICATE: 3536792 3536793

Parameter	Units	92585755003 Result	MS Spike Conc.	MSD Spike Conc.	MS Result	MSD Result	MS % Rec	MSD % Rec	% Rec Limits	RPD	Max RPD	Qual
Methyl-tert-butyl ether	ug/L	<0.42	20	20	19.6	19.5	98	97	60-140	1	30	
Methylene Chloride	ug/L	<2.0	20	20	21.3	21.7	106	108	60-140	2	30	
n-Butylbenzene	ug/L	<0.49	20	20	20.8	19.9	104	99	60-140	4	30	
n-Propylbenzene	ug/L	<0.34	20	20	21.3	20.4	107	102	60-140	4	30	
Naphthalene	ug/L	<0.64	20	20	17.4	18.1	87	90	60-140	4	30	
o-Xylene	ug/L	<0.34	20	20	21.7	21.7	109	109	60-140	0	30	
sec-Butylbenzene	ug/L	<0.40	20	20	21.5	20.3	107	101	60-140	6	30	
Styrene	ug/L	<0.29	20	20	20.8	21.1	104	106	60-140	2	30	
tert-Butylbenzene	ug/L	<0.32	20	20	18.7	17.7	93	88	60-140	6	30	
Tetrachloroethene	ug/L	<0.29	20	20	21.1	20.7	106	103	60-140	2	30	
Toluene	ug/L	<0.48	20	20	20.9	20.2	104	101	60-140	3	30	
trans-1,2-Dichloroethene	ug/L	<0.40	20	20	20.4	20.9	102	105	60-140	3	30	
trans-1,3-Dichloropropene	ug/L	<0.36	20	20	21.9	21.5	109	108	60-140	1	30	
Trichloroethene	ug/L	<0.38	20	20	21.1	20.5	105	102	60-140	3	30	
Trichlorofluoromethane	ug/L	<0.30	20	20	19.6	18.5	98	92	60-140	6	30	
Vinyl chloride	ug/L	<0.39	20	20	21.5	20.7	108	103	60-140	4	30	
1,2-Dichloroethane-d4 (S)	%						97	98	70-130			
4-Bromofluorobenzene (S)	%						99	99	70-130			
Toluene-d8 (S)	%						100	99	70-130			

Results presented on this page are in the units indicated by the "Units" column except where an alternate unit is presented to the right of the result.

REPORT OF LABORATORY ANALYSIS

This report shall not be reproduced, except in full,
without the written consent of Pace Analytical Services, LLC.

Pace Analytical Services, LLC
9800 Kincey Ave. Suite 100
Huntersville, NC 28078
(704)875-9092

QUALITY CONTROL DATA

Project: CPC Huntersville-60674226
Pace Project No.: 92585562

QC Batch: 676074
QC Batch Method: SM 6200B
Analysis Method: SM 6200B
Analysis Description: 6200B MSV
Laboratory: Pace Analytical Services - Charlotte

Associated Lab Samples: 92585562003

METHOD BLANK: 3538612 Matrix: Water
Associated Lab Samples: 92585562003

Parameter	Units	Blank Result	Reporting Limit	MDL	Analyzed	Qualifiers
1,1,1,2-Tetrachloroethane	ug/L	ND	0.50	0.31	02/04/22 12:21	
1,1,1-Trichloroethane	ug/L	ND	0.50	0.33	02/04/22 12:21	
1,1,2,2-Tetrachloroethane	ug/L	ND	0.50	0.22	02/04/22 12:21	
1,1,2-Trichloroethane	ug/L	ND	0.50	0.32	02/04/22 12:21	
1,1-Dichloroethane	ug/L	ND	0.50	0.37	02/04/22 12:21	
1,1-Dichloroethene	ug/L	ND	0.50	0.35	02/04/22 12:21	
1,1-Dichloropropene	ug/L	ND	0.50	0.43	02/04/22 12:21	
1,2,3-Trichlorobenzene	ug/L	ND	2.0	0.81	02/04/22 12:21	
1,2,3-Trichloropropane	ug/L	ND	0.50	0.26	02/04/22 12:21	
1,2,4-Trichlorobenzene	ug/L	ND	2.0	0.64	02/04/22 12:21	
1,2,4-Trimethylbenzene	ug/L	ND	0.50	0.50	02/04/22 12:21	
1,2-Dibromo-3-chloropropane	ug/L	ND	1.0	0.34	02/04/22 12:21	
1,2-Dibromoethane (EDB)	ug/L	ND	0.50	0.27	02/04/22 12:21	
1,2-Dichlorobenzene	ug/L	ND	0.50	0.34	02/04/22 12:21	
1,2-Dichloroethane	ug/L	ND	0.50	0.32	02/04/22 12:21	
1,2-Dichloropropane	ug/L	ND	0.50	0.36	02/04/22 12:21	
1,3,5-Trimethylbenzene	ug/L	ND	0.50	0.33	02/04/22 12:21	
1,3-Dichlorobenzene	ug/L	ND	0.50	0.34	02/04/22 12:21	
1,3-Dichloropropane	ug/L	ND	0.50	0.28	02/04/22 12:21	
1,4-Dichlorobenzene	ug/L	ND	0.50	0.33	02/04/22 12:21	
2,2-Dichloropropane	ug/L	ND	0.50	0.39	02/04/22 12:21	
2-Chlorotoluene	ug/L	ND	0.50	0.32	02/04/22 12:21	
4-Chlorotoluene	ug/L	ND	0.50	0.32	02/04/22 12:21	
Benzene	ug/L	ND	0.50	0.34	02/04/22 12:21	
Bromobenzene	ug/L	ND	0.50	0.29	02/04/22 12:21	
Bromochloromethane	ug/L	ND	0.50	0.47	02/04/22 12:21	
Bromodichloromethane	ug/L	ND	0.50	0.31	02/04/22 12:21	
Bromoform	ug/L	ND	0.50	0.34	02/04/22 12:21	
Bromomethane	ug/L	ND	5.0	1.7	02/04/22 12:21	IH
Carbon tetrachloride	ug/L	ND	0.50	0.33	02/04/22 12:21	
Chlorobenzene	ug/L	ND	0.50	0.28	02/04/22 12:21	
Chloroethane	ug/L	ND	1.0	0.65	02/04/22 12:21	
Chloroform	ug/L	ND	0.50	0.35	02/04/22 12:21	
Chloromethane	ug/L	ND	1.0	0.54	02/04/22 12:21	
cis-1,2-Dichloroethene	ug/L	ND	0.50	0.38	02/04/22 12:21	
cis-1,3-Dichloropropene	ug/L	ND	0.50	0.36	02/04/22 12:21	
Dibromochloromethane	ug/L	ND	0.50	0.36	02/04/22 12:21	
Dibromomethane	ug/L	ND	0.50	0.39	02/04/22 12:21	
Dichlorodifluoromethane	ug/L	ND	0.50	0.35	02/04/22 12:21	
Diisopropyl ether	ug/L	ND	0.50	0.31	02/04/22 12:21	

Results presented on this page are in the units indicated by the "Units" column except where an alternate unit is presented to the right of the result.

REPORT OF LABORATORY ANALYSIS

This report shall not be reproduced, except in full,
without the written consent of Pace Analytical Services, LLC.

Pace Analytical Services, LLC
9800 Kincey Ave. Suite 100
Huntersville, NC 28078
(704)875-9092

QUALITY CONTROL DATA

Project: CPC Huntersville-60674226
Pace Project No.: 92585562

METHOD BLANK: 3538612 Matrix: Water
Associated Lab Samples: 92585562003

Parameter	Units	Blank Result	Reporting Limit	MDL	Analyzed	Qualifiers
Ethylbenzene	ug/L	ND	0.50	0.30	02/04/22 12:21	
Hexachloro-1,3-butadiene	ug/L	ND	2.0	1.5	02/04/22 12:21	
Isopropylbenzene (Cumene)	ug/L	ND	0.50	0.33	02/04/22 12:21	
m&p-Xylene	ug/L	ND	1.0	0.71	02/04/22 12:21	
Methyl-tert-butyl ether	ug/L	ND	0.50	0.42	02/04/22 12:21	
Methylene Chloride	ug/L	ND	2.0	2.0	02/04/22 12:21	
n-Butylbenzene	ug/L	ND	0.50	0.49	02/04/22 12:21	
n-Propylbenzene	ug/L	ND	0.50	0.34	02/04/22 12:21	
Naphthalene	ug/L	ND	2.0	0.64	02/04/22 12:21	
o-Xylene	ug/L	ND	0.50	0.34	02/04/22 12:21	
sec-Butylbenzene	ug/L	ND	0.50	0.40	02/04/22 12:21	
Styrene	ug/L	ND	0.50	0.29	02/04/22 12:21	
tert-Butylbenzene	ug/L	ND	0.50	0.32	02/04/22 12:21	
Tetrachloroethene	ug/L	ND	0.50	0.29	02/04/22 12:21	
Toluene	ug/L	ND	0.50	0.48	02/04/22 12:21	
trans-1,2-Dichloroethene	ug/L	ND	0.50	0.40	02/04/22 12:21	
trans-1,3-Dichloropropene	ug/L	ND	0.50	0.36	02/04/22 12:21	
Trichloroethene	ug/L	ND	0.50	0.38	02/04/22 12:21	
Trichlorofluoromethane	ug/L	ND	1.0	0.30	02/04/22 12:21	
Vinyl chloride	ug/L	ND	1.0	0.39	02/04/22 12:21	
1,2-Dichloroethane-d4 (S)	%	102	70-130		02/04/22 12:21	
4-Bromofluorobenzene (S)	%	98	70-130		02/04/22 12:21	
Toluene-d8 (S)	%	101	70-130		02/04/22 12:21	

LABORATORY CONTROL SAMPLE: 3538613

Parameter	Units	Spike Conc.	LCS Result	LCS % Rec	% Rec Limits	Qualifiers
1,1,1,2-Tetrachloroethane	ug/L	50	53.2	106	60-140	
1,1,1-Trichloroethane	ug/L	50	50.8	102	60-140	
1,1,2,2-Tetrachloroethane	ug/L	50	51.3	103	60-140	
1,1,2-Trichloroethane	ug/L	50	50.4	101	60-140	
1,1-Dichloroethane	ug/L	50	50.1	100	60-140	
1,1-Dichloroethene	ug/L	50	50.3	101	60-140	
1,1-Dichloropropene	ug/L	50	50.7	101	60-140	
1,2,3-Trichlorobenzene	ug/L	50	50.0	100	60-140	
1,2,3-Trichloropropane	ug/L	50	52.2	104	60-140	
1,2,4-Trichlorobenzene	ug/L	50	51.9	104	60-140	
1,2,4-Trimethylbenzene	ug/L	50	49.1	98	60-140	
1,2-Dibromo-3-chloropropane	ug/L	50	57.4	115	60-140	
1,2-Dibromoethane (EDB)	ug/L	50	53.4	107	60-140	
1,2-Dichlorobenzene	ug/L	50	49.2	98	60-140	
1,2-Dichloroethane	ug/L	50	50.1	100	60-140	
1,2-Dichloropropane	ug/L	50	49.9	100	60-140	
1,3,5-Trimethylbenzene	ug/L	50	49.7	99	60-140	

Results presented on this page are in the units indicated by the "Units" column except where an alternate unit is presented to the right of the result.

REPORT OF LABORATORY ANALYSIS

This report shall not be reproduced, except in full,
without the written consent of Pace Analytical Services, LLC.

Pace Analytical Services, LLC
9800 Kincey Ave. Suite 100
Huntersville, NC 28078
(704)875-9092

QUALITY CONTROL DATA

Project: CPC Huntersville-60674226
Pace Project No.: 92585562

LABORATORY CONTROL SAMPLE: 3538613

Parameter	Units	Spike Conc.	LCS Result	LCS % Rec	% Rec Limits	Qualifiers
1,3-Dichlorobenzene	ug/L	50	51.2	102	60-140	
1,3-Dichloropropane	ug/L	50	50.3	101	60-140	
1,4-Dichlorobenzene	ug/L	50	49.1	98	60-140	
2,2-Dichloropropane	ug/L	50	52.0	104	60-140	
2-Chlorotoluene	ug/L	50	50.7	101	60-140	
4-Chlorotoluene	ug/L	50	48.8	98	60-140	
Benzene	ug/L	50	48.2	96	60-140	
Bromobenzene	ug/L	50	49.4	99	60-140	
Bromochloromethane	ug/L	50	51.9	104	60-140	
Bromodichloromethane	ug/L	50	53.5	107	60-140	
Bromoform	ug/L	50	56.3	113	60-140	
Bromomethane	ug/L	50	72.1	144	60-140	IH,L1
Carbon tetrachloride	ug/L	50	53.1	106	60-140	
Chlorobenzene	ug/L	50	51.0	102	60-140	
Chloroethane	ug/L	50	46.2	92	60-140	
Chloroform	ug/L	50	46.6	93	60-140	
Chloromethane	ug/L	50	58.1	116	60-140	
cis-1,2-Dichloroethene	ug/L	50	50.1	100	60-140	
cis-1,3-Dichloropropene	ug/L	50	53.1	106	60-140	
Dibromochloromethane	ug/L	50	53.9	108	60-140	
Dibromomethane	ug/L	50	51.2	102	60-140	
Dichlorodifluoromethane	ug/L	50	70.5	141	60-140	L1
Diisopropyl ether	ug/L	50	47.1	94	60-140	
Ethylbenzene	ug/L	50	50.0	100	60-140	
Hexachloro-1,3-butadiene	ug/L	50	56.9	114	60-140	
Isopropylbenzene (Cumene)	ug/L	50	51.2	102	60-140	
m&p-Xylene	ug/L	100	101	101	60-140	
Methyl-tert-butyl ether	ug/L	50	46.9	94	60-140	
Methylene Chloride	ug/L	50	53.5	107	60-140	
n-Butylbenzene	ug/L	50	50.9	102	60-140	
n-Propylbenzene	ug/L	50	50.3	101	60-140	
Naphthalene	ug/L	50	49.1	98	60-140	
o-Xylene	ug/L	50	52.0	104	60-140	
sec-Butylbenzene	ug/L	50	50.9	102	60-140	
Styrene	ug/L	50	53.8	108	60-140	
tert-Butylbenzene	ug/L	50	43.2	86	60-140	
Tetrachloroethene	ug/L	50	51.7	103	60-140	
Toluene	ug/L	50	48.0	96	60-140	
trans-1,2-Dichloroethene	ug/L	50	50.2	100	60-140	
trans-1,3-Dichloropropene	ug/L	50	53.1	106	60-140	
Trichloroethene	ug/L	50	51.5	103	60-140	
Trichlorofluoromethane	ug/L	50	47.6	95	60-140	
Vinyl chloride	ug/L	50	57.9	116	60-140	
1,2-Dichloroethane-d4 (S)	%			97	70-130	
4-Bromofluorobenzene (S)	%			101	70-130	
Toluene-d8 (S)	%			97	70-130	

Results presented on this page are in the units indicated by the "Units" column except where an alternate unit is presented to the right of the result.

REPORT OF LABORATORY ANALYSIS

This report shall not be reproduced, except in full,
without the written consent of Pace Analytical Services, LLC.

Pace Analytical Services, LLC
9800 Kincey Ave. Suite 100
Huntersville, NC 28078
(704)875-9092

QUALITY CONTROL DATA

Project: CPC Huntersville-60674226
Pace Project No.: 92585562

MATRIX SPIKE & MATRIX SPIKE DUPLICATE: 3538614 3538615

Parameter	Units	92585635002 Result	MS Spike Conc.	MSD Spike Conc.	MS Result	MSD Result	MS % Rec	MSD % Rec	% Rec Limits	RPD	Max RPD	Qual
1,1,1,2-Tetrachloroethane	ug/L	ND	400	400	480	445	120	111	60-140	8	30	
1,1,1-Trichloroethane	ug/L	ND	400	400	463	446	116	111	60-140	4	30	
1,1,2,2-Tetrachloroethane	ug/L	ND	400	400	463	422	116	106	60-140	9	30	
1,1,2-Trichloroethane	ug/L	ND	400	400	445	427	111	107	60-140	4	30	
1,1-Dichloroethane	ug/L	ND	400	400	456	450	114	113	60-140	1	30	
1,1-Dichloroethene	ug/L	ND	400	400	449	462	112	116	60-140	3	30	
1,1-Dichloropropene	ug/L	ND	400	400	461	459	115	115	60-140	1	30	
1,2,3-Trichlorobenzene	ug/L	ND	400	400	405	384	101	96	60-140	5	30	
1,2,3-Trichloropropane	ug/L	ND	400	400	472	412	118	103	60-140	14	30	
1,2,4-Trichlorobenzene	ug/L	ND	400	400	415	400	104	100	60-140	4	30	
1,2,4-Trimethylbenzene	ug/L	135	400	400	562	546	107	103	60-140	3	30	
1,2-Dibromo-3-chloropropane	ug/L	ND	400	400	484	459	121	115	60-140	5	30	
1,2-Dibromoethane (EDB)	ug/L	ND	400	400	479	454	118	112	60-140	5	30	
1,2-Dichlorobenzene	ug/L	ND	400	400	410	389	102	97	60-140	5	30	
1,2-Dichloroethane	ug/L	71.1	400	400	521	509	113	110	60-140	2	30	
1,2-Dichloropropane	ug/L	ND	400	400	475	452	119	113	60-140	5	30	
1,3,5-Trimethylbenzene	ug/L	101	400	400	540	525	110	106	60-140	3	30	
1,3-Dichlorobenzene	ug/L	ND	400	400	426	410	107	102	60-140	4	30	
1,3-Dichloropropane	ug/L	ND	400	400	455	438	114	110	60-140	4	30	
1,4-Dichlorobenzene	ug/L	ND	400	400	401	390	100	97	60-140	3	30	
2,2-Dichloropropane	ug/L	ND	400	400	462	437	116	109	60-140	6	30	
2-Chlorotoluene	ug/L	ND	400	400	444	426	111	107	60-140	4	30	
4-Chlorotoluene	ug/L	ND	400	400	414	400	104	100	60-140	4	30	
Benzene	ug/L	1900	400	400	2370	2320	118	105	60-140	2	30	
Bromobenzene	ug/L	ND	400	400	442	426	110	106	60-140	4	30	
Bromochloromethane	ug/L	ND	400	400	462	430	115	107	60-140	7	30	
Bromodichloromethane	ug/L	ND	400	400	472	457	118	114	60-140	3	30	
Bromoform	ug/L	ND	400	400	467	441	117	110	60-140	6	30	
Bromomethane	ug/L	ND	400	400	579	657	145	164	60-140	13	30	IH,M0
Carbon tetrachloride	ug/L	ND	400	400	469	469	117	117	60-140	0	30	
Chlorobenzene	ug/L	ND	400	400	448	433	112	108	60-140	3	30	
Chloroethane	ug/L	ND	400	400	555	534	139	134	60-140	4	30	
Chloroform	ug/L	ND	400	400	434	408	107	101	60-140	6	30	
Chloromethane	ug/L	ND	400	400	542	518	135	129	60-140	5	30	
cis-1,2-Dichloroethene	ug/L	ND	400	400	466	453	116	112	60-140	3	30	
cis-1,3-Dichloropropene	ug/L	ND	400	400	467	459	117	115	60-140	2	30	
Dibromochloromethane	ug/L	ND	400	400	459	433	115	108	60-140	6	30	
Dibromomethane	ug/L	ND	400	400	474	437	119	109	60-140	8	30	
Dichlorodifluoromethane	ug/L	ND	400	400	591	642	148	161	60-140	8	30	M0
Diisopropyl ether	ug/L	114	400	400	544	516	108	101	60-140	5	30	
Ethylbenzene	ug/L	79.1	400	400	523	505	111	106	60-140	4	30	
Hexachloro-1,3-butadiene	ug/L	ND	400	400	504	492	126	123	60-140	3	30	
Isopropylbenzene (Cumene)	ug/L	ND	400	400	461	446	115	111	60-140	3	30	
m&p-Xylene	ug/L	542	800	800	1450	1400	113	107	60-140	3	30	

Results presented on this page are in the units indicated by the "Units" column except where an alternate unit is presented to the right of the result.

REPORT OF LABORATORY ANALYSIS

This report shall not be reproduced, except in full,
without the written consent of Pace Analytical Services, LLC.

Pace Analytical Services, LLC
9800 Kincey Ave. Suite 100
Huntersville, NC 28078
(704)875-9092

QUALITY CONTROL DATA

Project: CPC Huntersville-60674226
Pace Project No.: 92585562

MATRIX SPIKE & MATRIX SPIKE DUPLICATE: 3538614 3538615

Parameter	Units	92585635002 Result	MS Spike Conc.	MSD Spike Conc.	MS Result	MSD Result	MS % Rec	MSD % Rec	% Rec Limits	RPD	Max RPD	Qual
Methyl-tert-butyl ether	ug/L	40.1	400	400	469	444	107	101	60-140	6	30	
Methylene Chloride	ug/L	ND	400	400	508	484	127	121	60-140	5	30	
n-Butylbenzene	ug/L	ND	400	400	452	437	113	109	60-140	3	30	
n-Propylbenzene	ug/L	ND	400	400	442	424	108	104	60-140	4	30	
Naphthalene	ug/L	ND	400	400	403	397	92	90	60-140	2	30	
o-Xylene	ug/L	443	400	400	911	895	117	113	60-140	2	30	
sec-Butylbenzene	ug/L	ND	400	400	448	442	112	110	60-140	2	30	
Styrene	ug/L	10.2	400	400	454	437	111	107	60-140	4	30	
tert-Butylbenzene	ug/L	ND	400	400	389	379	97	95	60-140	3	30	
Tetrachloroethene	ug/L	ND	400	400	459	436	115	109	60-140	5	30	
Toluene	ug/L	2090	400	400	2570	2520	120	106	60-140	2	30	
trans-1,2-Dichloroethene	ug/L	ND	400	400	464	449	116	112	60-140	3	30	
trans-1,3-Dichloropropene	ug/L	ND	400	400	468	440	117	110	60-140	6	30	
Trichloroethene	ug/L	ND	400	400	475	453	119	113	60-140	5	30	
Trichlorofluoromethane	ug/L	ND	400	400	427	445	107	111	60-140	4	30	
Vinyl chloride	ug/L	ND	400	400	528	525	132	131	60-140	1	30	
1,2-Dichloroethane-d4 (S)	%						97	97	70-130			
4-Bromofluorobenzene (S)	%						99	98	70-130			
Toluene-d8 (S)	%						101	100	70-130			

Results presented on this page are in the units indicated by the "Units" column except where an alternate unit is presented to the right of the result.

REPORT OF LABORATORY ANALYSIS

This report shall not be reproduced, except in full,
without the written consent of Pace Analytical Services, LLC.

Pace Analytical Services, LLC
9800 Kincey Ave. Suite 100
Huntersville, NC 28078
(704)875-9092

QUALIFIERS

Project: CPC Huntersville-60674226
Pace Project No.: 92585562

DEFINITIONS

DF - Dilution Factor, if reported, represents the factor applied to the reported data due to dilution of the sample aliquot.

ND - Not Detected at or above adjusted reporting limit.

TNTC - Too Numerous To Count

J - Estimated concentration above the adjusted method detection limit and below the adjusted reporting limit.

MDL - Adjusted Method Detection Limit.

PQL - Practical Quantitation Limit.

RL - Reporting Limit - The lowest concentration value that meets project requirements for quantitative data with known precision and bias for a specific analyte in a specific matrix.

S - Surrogate

1,2-Diphenylhydrazine decomposes to and cannot be separated from Azobenzene using Method 8270. The result for each analyte is a combined concentration.

Consistent with EPA guidelines, unrounded data are displayed and have been used to calculate % recovery and RPD values.

LCS(D) - Laboratory Control Sample (Duplicate)

MS(D) - Matrix Spike (Duplicate)

DUP - Sample Duplicate

RPD - Relative Percent Difference

NC - Not Calculable.

SG - Silica Gel - Clean-Up

U - Indicates the compound was analyzed for, but not detected.

Acid preservation may not be appropriate for 2 Chloroethylvinyl ether.

A separate vial preserved to a pH of 4-5 is recommended in SW846 Chapter 4 for the analysis of Acrolein and Acrylonitrile by EPA Method 8260.

N-Nitrosodiphenylamine decomposes and cannot be separated from Diphenylamine using Method 8270. The result reported for each analyte is a combined concentration.

Reported results are not rounded until the final step prior to reporting. Therefore, calculated parameters that are typically reported as "Total" may vary slightly from the sum of the reported component parameters.

Pace Analytical is TNI accredited. Contact your Pace PM for the current list of accredited analytes.

TNI - The NELAC Institute.

ANALYTE QUALIFIERS

IH	This analyte exceeded secondary source verification criteria high for the initial calibration. The reported results should be considered an estimated value.
L1	Analyte recovery in the laboratory control sample (LCS) was above QC limits. Results for this analyte in associated samples may be biased high.
M0	Matrix spike recovery and/or matrix spike duplicate recovery was outside laboratory control limits.
M1	Matrix spike recovery exceeded QC limits. Batch accepted based on laboratory control sample (LCS) recovery.
N2	The lab does not hold NELAC/TNI accreditation for this parameter but other accreditations/certifications may apply. A complete list of accreditations/certifications is available upon request.

This report shall not be reproduced, except in full,
without the written consent of Pace Analytical Services, LLC.

Pace Analytical Services, LLC
9800 Kincey Ave. Suite 100
Huntersville, NC 28078
(704)875-9092

QUALITY CONTROL DATA CROSS REFERENCE TABLE

Project: CPC Huntersville-60674226
Pace Project No.: 92585562

Lab ID	Sample ID	QC Batch Method	QC Batch	Analytical Method	Analytical Batch
92585560003	**MW-23**	MADEP VPH	675628		
92585562001	**MW-28**	MADEP VPH	675628		
92585562002	**DUP-1-20220201**	MADEP VPH	675628		
92585562003	**MW-81D**	MADEP VPH	675628		
92585562004	**MW-79**	MADEP VPH	675628		
92585562005	**MW-77**	MADEP VPH	675628		
92585562006	**MW-17**	MADEP VPH	675628		
92585562007	**MW-31D**	MADEP VPH	675628		
92585562008	**MW-83**	MADEP VPH	675628		
92585562009	**MW-79D**	MADEP VPH	675628		
92585562010	**MW-31**	MADEP VPH	675646		
92585562011	**MW-19**	MADEP VPH	675937		
92585562012	**MW-81**	MADEP VPH	675646		
92585562013	**MW-82**	MADEP VPH	675646		
92585562014	**MW-16D**	MADEP VPH	675646		
92585562016	**MW-84**	MADEP VPH	675646		
92585562017	**MW-21**	MADEP VPH	675646		
92585562018	**EB-1-20220201**	MADEP VPH	675646		
92585562019	**FB-2-20220201**	MADEP VPH	675646		
92585560003	**MW-23**	EPA 3010A	675531	EPA 6010D	675675
92585562001	**MW-28**	EPA 3010A	675531	EPA 6010D	675675
92585562002	**DUP-1-20220201**	EPA 3010A	675531	EPA 6010D	675675
92585562003	**MW-81D**	EPA 3010A	675531	EPA 6010D	675675
92585562004	**MW-79**	EPA 3010A	675531	EPA 6010D	675675
92585562005	**MW-77**	EPA 3010A	675531	EPA 6010D	675675
92585562006	**MW-17**	EPA 3010A	675531	EPA 6010D	675675
92585562007	**MW-31D**	EPA 3010A	675531	EPA 6010D	675675
92585562008	**MW-83**	EPA 3010A	675534	EPA 6010D	675676
92585562009	**MW-79D**	EPA 3010A	675694	EPA 6010D	675704
92585562010	**MW-31**	EPA 3010A	675534	EPA 6010D	675676
92585562011	**MW-19**	EPA 3010A	675534	EPA 6010D	675676
92585562012	**MW-81**	EPA 3010A	675534	EPA 6010D	675676
92585562013	**MW-82**	EPA 3010A	675534	EPA 6010D	675676
92585562014	**MW-16D**	EPA 3010A	675534	EPA 6010D	675676
92585562016	**MW-84**	EPA 3010A	675534	EPA 6010D	675676
92585562017	**MW-21**	EPA 3010A	675534	EPA 6010D	675676
92585562018	**EB-1-20220201**	EPA 3010A	675534	EPA 6010D	675676
92585560003	**MW-23**	SM 6200B	675473		
92585562001	**MW-28**	SM 6200B	675473		
92585562002	**DUP-1-20220201**	SM 6200B	675473		
92585562003	**MW-81D**	SM 6200B	676074		
92585562004	**MW-79**	SM 6200B	675473		
92585562005	**MW-77**	SM 6200B	675473		
92585562006	**MW-17**	SM 6200B	675473		

REPORT OF LABORATORY ANALYSIS

This report shall not be reproduced, except in full,
without the written consent of Pace Analytical Services, LLC.

Pace Analytical Services, LLC
9800 Kincey Ave. Suite 100
Huntersville, NC 28078
(704)875-9092

QUALITY CONTROL DATA CROSS REFERENCE TABLE

Project: CPC Huntersville-60674226
Pace Project No.: 92585562

Lab ID	Sample ID	QC Batch Method	QC Batch	Analytical Method	Analytical Batch
92585562007	**MW-31D**	SM 6200B	675473		
92585562008	**MW-83**	SM 6200B	675473		
92585562009	**MW-79D**	SM 6200B	675473		
92585562010	**MW-31**	SM 6200B	675473		
92585562011	**MW-19**	SM 6200B	675771		
92585562012	**MW-81**	SM 6200B	675509		
92585562013	**MW-82**	SM 6200B	675509		
92585562014	**MW-16D**	SM 6200B	675509		
92585562016	**MW-84**	SM 6200B	675509		
92585562017	**MW-21**	SM 6200B	675771		
92585562018	**EB-1-20220201**	SM 6200B	675509		
92585562019	**FB-2-20220201**	SM 6200B	675509		
92585562020	**TRIP BLANK**	SM 6200B	675509		

This report shall not be reproduced, except in full,
without the written consent of Pace Analytical Services, LLC.

Pace Analytical®	Document Name: Sample Condition Upon Receipt (SCUR)	Document Revised: November 15, 2021 Page 1 of 2
	Document No.: F-CAR-CS-033-Rev.08	Issuing Authority: Pace Carolinas Quality Office

Laboratory receiving samples:
Asheville ☐ Eden ☐ Greenwood ☐ Huntersville ☒ Raleigh ☐ Mechanicsville ☐ Atlanta ☐ Kernersville ☐

Sample Condition Upon Receipt

Client Name: AECOM

Project #: WO# : 92585562

92585562

Courier: ☐ Commercial ☐ Fed Ex ☐ Pace ☐ UPS ☐ USPS ☐ Other: ☒ Client

Custody Seal Present? ☐ Yes ☒ No Seals Intact? ☐ Yes ☒ No

Date/Initials Person Examining Contents: 2-1-22 SC

Packing Material: ☒ Bubble Wrap ☒ Bubble Bags ☐ None ☐ Other

Biological Tissue Frozen? ☐ Yes ☐ No ☒ N/A

Thermometer: ☒ IR Gun ID: 92T064

Type of Ice: ☑ Wet ☐ Blue ☐ None

Cooler Temp: 1.6, 4.9, 3.1, 4.3

Correction Factor: Add/Subtract (°C) 0.0

Cooler Temp Corrected (°C): 1.6, 4.9, 3.1, 4.3

Temp should be above freezing to 6°C
☐ Samples out of temp criteria. Samples on ice, cooling process has begun

USDA Regulated Soil (☒ N/A, water sample)

Did samples originate in a quarantine zone within the United States: CA, NY, or SC (check maps)? ☐ Yes ☐ No

Did samples originate from a foreign source (internationally, including Hawaii and Puerto Rico)? ☐ Yes ☐ No

				Comments/Discrepancy:
Chain of Custody Present?	☒ Yes	☐ No	☐ N/A	1.
Samples Arrived within Hold Time?	☒ Yes	☐ No	☐ N/A	2.
Short Hold Time Analysis (<72 hr.)?	☐ Yes	☒ No	☐ N/A	3.
Rush Turn Around Time Requested?	☐ Yes	☒ No	☐ N/A	4.
Sufficient Volume?	☒ Yes	☐ No	☐ N/A	5.
Correct Containers Used?	☒ Yes	☐ No	☐ N/A	6.
-Pace Containers Used?	☒ Yes	☐ No	☐ N/A	
Containers Intact?	☒ Yes	☐ No	☐ N/A	7.
Dissolved analysis: Samples Field Filtered?	☐ Yes	☐ No	☒ N/A	8.
Sample Labels Match COC?	☒ Yes	☐ No	☐ N/A	9.
-Includes Date/Time/ID/Analysis Matrix: WT				
Headspace in VOA Vials (>5-6mm)?	☐ Yes	☒ No	☐ N/A	10.
Trip Blank Present?	☒ Yes	☐ No	☐ N/A	11.
Trip Blank Custody Seals Present?	☒ Yes	☐ No	☐ N/A	

COMMENTS/SAMPLE DISCREPANCY

Field Data Required? ☐ Yes ☐ No

Missing sample MW-16

Lot ID of split containers:

CLIENT NOTIFICATION/RESOLUTION

Person contacted: _____ Date/Time: _____

Project Manager SCURF Review: _____ Date: _____

Project Manager SRF Review: _____ Date: _____

***Check mark top half of box if pH and/or dechlorination is verified and within the acceptance range for preservation samples.**

Exceptions: VOA, Coliform, TOC, Oil and Grease, DRO/8015 (water) DOC, LLHg

****Bottom half of box is to list number of bottles**

Project # **WO# : 92585562**

PM: BV Due Date: 02/04/22

CLIENT: 92-AECOM CHA

page1

Item#	BP4U-125 mL Plastic Unpreserved (N/A) (Cl-)	BP3U-250 mL Plastic Unpreserved (N/A)	BP2U-500 mL Plastic Unpreserved (N/A)	BP1U-1 liter Plastic Unpreserved (N/A)	BP4S-125 mL Plastic H2SO4 (pH < 2) (Cl-)	BP3N-250 mL plastic HNO3 (pH < 2)	BP4Z-125 mL Plastic ZN Acetate & NaOH (>9)	BP4B-125 mL Plastic NaOH (pH > 12) (Cl-)	WGFU-Wide-mouthed Glass jar Unpreserved	AG1U-1 liter Amber Unpreserved (N/A) (Cl-)	AG1H-1 liter Amber HCl (pH < 2)	AG3U-250 mL Amber Unpreserved (N/A) (Cl-)	AG1S-1 liter Amber H2SO4 (pH < 2)	AG3S-250 mL Amber H2SO4 (pH < 2)	AG3A(DG3A)-250 mL Amber NH4Cl (N/A)(Cl-)	DG9H-40 mL VOA HCl (N/A)	VG9T-40 mL VOA Na2S2O3 (N/A)	VG9U-40 mL VOA Unpreserved (N/A)	DG9P-40 mL VOA H3PO4 (N/A)	VOAK (3 vials per kit)-5035 kit (N/A)	V/GK (3 vials per kit)-VPH/Gas kit (N/A)	SP5T-125 mL Sterile Plastic (N/A – lab)	SP2T-250 mL Sterile Plastic (N/A – lab)		BP3A-250 mL Plastic (NH2)2SO4 (9.3-9.7)	AG0U-100 mL Amber Unpreserved vials (N/A)	VSGU-20 mL Scintillation vials (N/A)	DG9U-40 mL Amber Unpreserved vials (N/A)
1						✓										7													
2						✓										7													
3						✓										7													
4						✓										7													
5						✓										7													
6						✓										7													
7						✓										7													
8						✓										7													
9						✓										7													
10						✓										7													
11						✓										7													
12						✓										7													

pH Adjustment Log for Preserved Samples

Sample ID	Type of Preservative	pH upon receipt	Date preservation adjusted	Time preservation adjusted	Amount of Preservative added	Lot #

Note: Whenever there is a discrepancy affecting North Carolina compliance samples, a copy of this form will be sent to the North Carolina DEHNR Certification Office (I.e. Out of hold, incorrect preservative, out of temp, incorrect containers.

***Check mark top half of box if pH and/or dechlorination is verified and within the acceptance range for preservation samples.**

Exceptions: VOA, Coliform, TOC, Oil and Grease, DRO/8015 (water) DOC, LLHg

****Bottom half of box is to list number of bottles**

Project # WO#: 92585562

PM: BV Due Date: 02/04/22

CLIENT: 92-AECOM CHA

page 2

Item#	BP4U-125 mL Plastic Unpreserved (N/A) (Cl-)	BP3U-250 mL Plastic Unpreserved (N/A)	BP2U-500 mL Plastic Unpreserved (N/A)	BP1U-1 liter Plastic Unpreserved (N/A)	BP4S-125 mL Plastic H2SO4 (pH < 2) (Cl-)	BP3N-250 mL plastic HNO3 (pH < 2)	BP4Z-125 mL Plastic ZN Acetate & NaOH (>9)	BP4B-125 mL Plastic NaOH (pH > 12) (Cl-)	WGFU-Wide-mouthed Glass jar Unpreserved	AG1U-1 liter Amber Unpreserved (N/A) (Cl-)	AG1H-1 liter Amber HCl (pH < 2)	AG3U-250 mL Amber Unpreserved (N/A) (Cl-)	AG1S-1 liter Amber H2SO4 (pH < 2)	AG3S-250 mL Amber H2SO4 (pH < 2)	AG3A(DG3A)-250 mL Amber NH4Cl (N/A)(Cl-)	DG9H-40 mL VOA HCl (N/A)	VG9T-40 mL VOA Na2S2O3 (N/A)	VG9U-40 mL VOA Unpreserved (N/A)	DG9P-40 mL VOA H3PO4 (N/A)	VOAK (3 vials per kit)-5035 kit (N/A)	V/GK (3 vials per kit)-VPH/Gas kit (N/A)	SP5T-125 mL Sterile Plastic (N/A – lab)	SP2T-250 mL Sterile Plastic (N/A – lab)		BP3A-250 mL Plastic (NH2)2SO4 (9.3-9.7)	AG0U-100 mL Amber Unpreserved vials (N/A)	VSGU-20 mL Scintillation vials (N/A)	DG9U-40 mL Amber Unpreserved vials (N/A)
1	\				\	1	\	\			\		\	\	\	7									\	\		
2	\				\	1	\	\			\		\	\	\	7									\	\		
3	\				\	1	\	\			\		\	\	\	7									\	\		
4	\				\	1	\	\			\		\	\	\	7									\	\		
5	\				\	1	\	\			\		\	\	\	7									\	\		
6	\				\	1	\	\			\		\	\	\	7									\	\		
7	\				\	\	\	\			\		\	\	\	7									\	\		
8	\				\	\	\	\			\		\	\	\	4									\	\		
9	\				\	\	\	\			\		\	\	\										\	\		
10	\				\	\	\	\			\		\	\	\										\	\		
11	\				\	\	\	\			\		\	\	\										\	\		
12	\				\	\	\	\			\		\	\	\										\	\		

pH Adjustment Log for Preserved Samples

Sample ID	Type of Preservative	pH upon receipt	Date preservation adjusted	Time preservation adjusted	Amount of Preservative added	Lot #

Note: Whenever there is a discrepancy affecting North Carolina compliance samples, a copy of this form will be sent to the North Carolina DEHNR Certification Office (i.e. Out of hold, incorrect preservative, out of temp, incorrect containers.

Green

Pace Analytical
WWW.PACELABS.COM

CHAIN-OF-CUSTODY / Analytical Request Document

The Chain-of-Custody is a LEGAL DOCUMENT. All relevant fields must be completed accurately.

Submitting a sample via this chain of custody constitutes acknowledgment and acceptance of the Pace Terms and Conditions found at https://info.pacelabs.com/hubfs/pas-standard-terms.pdf.

Page : 1 Of 2

Section A Required Client Information:		Section B Required Project Information:		Section C Invoice Information:		
Company:	AECOM	Report To:	Andy Wreschnig	Attention:		
Address:	6000 Fairview Road	Copy To:		Company Name:		
Suite 200, Charlotte, NC 28210				Address:		Regulatory Agency
Email:	andrew.wreschnig@aecom.com	Purchase Order #:		Pace Quote:	60639876	
Phone:	(704)716-0757 Fax	Project Name:	CPC Huntersville-60639876	Pace Project Manager:	bonnie.vang@pacelabs.com,	State / Location
Requested Due Date:	3-Day TAT	Project #:		Pace Profile #:	8458	NC

MATRIX CODE: Drinking Water DW; Water WT; Waste Water WW; Product P; Soil/Solid SL; Oil OL; Wipe WP; Air AR; Other OT; Tissue TS

ITEM #	SAMPLE ID (One Character per box. (A-Z, 0-9 / , -) Sample Ids must be unique)	MATRIX CODE (see valid codes to left)	SAMPLE TYPE (G=GRAB C=COMP)	COLLECTED START DATE	COLLECTED START TIME	COLLECTED END DATE	COLLECTED END TIME	SAMPLE TEMP AT COLLECTION	# OF CONTAINERS	Preservatives: Unpreserved	H2SO4	HNO3	HCl	NaOH	Na2S2O3	Methanol	Other	Analyses Test Y/N	6200B	VPH	6010-Pb	n-butanol by 8015	Trip BLANK	DI Water	Residual Chlorine (Y/N)	Pace Project No./ Lab I.D. 92505562
1	MW-28	WT	G	2/1/22	1010				8			X	X						X	X	X					01
2	DUP-1-20220201				--																					02
3	MW-81D				1210																					03
4	MW-79				1205																					04
5	MW-77				1305																					05
6	MW-17				1235																					06
7	MW-31D				1340																					07
8	MW-83				1435																					08
9	MW-79D				1330																					09
10	MW-31				1410																					10
11	MW-19				1515																					11
12	MW-81				1515																					12

ADDITIONAL COMMENTS	RELINQUISHED BY / AFFILIATION	DATE	TIME	ACCEPTED BY / AFFILIATION	DATE	TIME	SAMPLE CONDITIONS: TEMP in C	Received on Ice (Y/N)	Custody Sealed Cooler (Y/N)	Samples Intact (Y/N)
3-Day TAT	Mike deKozlowski / AECOM	2/1/22	1700	KH Pace HVL	2/1/22	1700	4.9	Y	N	Y

SAMPLER NAME AND SIGNATURE

PRINT Name of SAMPLER: Mike deKozlowski

SIGNATURE of SAMPLER: Mike deKozlowski DATE Signed: 2/1/22

Pace Analytical
WWW.PACELABS.COM

CHAIN-OF-CUSTODY / Analytical Request Document

The Chain-of-Custody is a LEGAL DOCUMENT. All relevant fields must be completed accurately.

Submitting a sample via this chain of custody constitutes acknowledgment and acceptance of the Pace Terms and Conditions found at https://info.pacelabs.com/hubfs/pas-standard-terms.pdf.

Section A Required Client Information:		Section B Required Project Information:		Section C Invoice Information:	
Company:	AECOM	Report To:	Andy Wreschnig	Attention:	
Address:	6000 Fairview Road	Copy To:		Company Name:	
	Suite 200, Charlotte, NC 28210			Address:	
Email:	andrew.wreschnig@aecom.com	Purchase Order #:		Pace Quote:	60639876
Phone:	(704)716-0757 Fax	Project Name:	CPC Huntersville-60639876	Pace Project Manager:	bonnie.vang@pacelabs.com,
Requested Due Date:	3-Day TAT	Project #:		Pace Profile #:	8458

Regulatory Agency
State / Location
NC

ITEM #	SAMPLE ID One Character per box. (A-Z, 0-9 / , -) Sample Ids must be unique	MATRIX CODE (see valid codes to left)	SAMPLE TYPE (G=GRAB C=COMP)	COLLECTED START DATE	COLLECTED START TIME	COLLECTED END DATE	COLLECTED END TIME	SAMPLE TEMP AT COLLECTION	# OF CONTAINERS	Preservatives: Unpreserved	H2SO4	HNO3	HCl	NaOH	Na2S2O3	Methanol	Other	Analyses Test Y/N	6200B	VPH	6010-Pb	n-butanol by 8015	Trip BLANK	DI Water	Residual Chlorine (Y/N)	82585562
1	MW-82	WT	G	2/1/22	1555				8			X	X						X	X	X					013
2	MW-16D				1545																					014
3	MW-16				1540																					015
4	MW-84				1550																					016
5	MW-21				1630																					017
6	FB-2-20220201				1600				7			X	X						X	X						019
7	EB-1-20220201	WT	G		1645				8			X	X						X	X	X					018
8	Trip Blank	Lab Provided							4														X			020
9																										
10																										
11																										
12																										

ADDITIONAL COMMENTS	RELINQUISHED BY / AFFILIATION	DATE	TIME	ACCEPTED BY / AFFILIATION	DATE	TIME	SAMPLE CONDITIONS			
3-Day TAT	Mike deKozlowski / AECOM	2/1/22	1700	KH Pace HVL	2/1/22	1700	4.9	Y	N	Y

SAMPLER NAME AND SIGNATURE					
PRINT Name of SAMPLER:	Mike deKozlowski		TEMP in C	Received on Ice (Y/N)	Custody Sealed Cooler (Y/N)	Samples Intact (Y/N)
SIGNATURE of SAMPLER:	Mike deKozlowski	DATE Signed: 2/1/22				

Pace Analytical Services, LLC
9800 Kincey Ave. Suite 100
Huntersville, NC 28078
(704)875-9092

February 07, 2022

Andrew Wreschnig
AECOM
6000 Fairview Road
Suite 200
Charlotte, NC 28210

RE: Project: CPC Huntersville-60674226
Pace Project No.: 92585897

Dear Andrew Wreschnig:

Enclosed are the analytical results for sample(s) received by the laboratory on February 02, 2022. The results relate only to the samples included in this report. Results reported herein conform to the applicable TNI/NELAC Standards and the laboratory's Quality Manual, where applicable, unless otherwise noted in the body of the report.

The test results provided in this final report were generated by each of the following laboratories within the Pace Network:

- Pace Analytical Services - Asheville
- Pace Analytical Services - Charlotte

If you have any questions concerning this report, please feel free to contact me.

Sincerely,

Bonnie Vang
bonnie.vang@pacelabs.com
(704)875-9092
Project Manager

Enclosures

cc: Teresa Amentt Jennings, AECOM
Jeff Morrison, Colonial Pipeline Company

This report shall not be reproduced, except in full,
without the written consent of Pace Analytical Services, LLC.

Pace Analytical Services, LLC
9800 Kincey Ave. Suite 100
Huntersville, NC 28078
(704)875-9092

CERTIFICATIONS

Project: CPC Huntersville-60674226
Pace Project No.: 92585897

Pace Analytical Services Charlotte

South Carolina Laboratory ID: 99006
9800 Kincey Ave. Ste 100, Huntersville, NC 28078
North Carolina Drinking Water Certification #: 37706
North Carolina Field Services Certification #: 5342
North Carolina Wastewater Certification #: 12
South Carolina Laboratory ID: 99006
South Carolina Certification #: 99006001
South Carolina Drinking Water Cert. #: 99006003
Florida/NELAP Certification #: E87627
Kentucky UST Certification #: 84
Louisiana DoH Drinking Water #: LA029
Virginia/VELAP Certification #: 460221

Pace Analytical Services Asheville

2225 Riverside Drive, Asheville, NC 28804
Florida/NELAP Certification #: E87648
North Carolina Drinking Water Certification #: 37712
North Carolina Wastewater Certification #: 40
South Carolina Laboratory ID: 99030
South Carolina Certification #: 99030001
Virginia/VELAP Certification #: 460222

This report shall not be reproduced, except in full,
without the written consent of Pace Analytical Services, LLC.

Pace Analytical Services, LLC
9800 Kincey Ave. Suite 100
Huntersville, NC 28078
(704)875-9092

SAMPLE SUMMARY

Project: CPC Huntersville-60674226
Pace Project No.: 92585897

Lab ID	Sample ID	Matrix	Date Collected	Date Received
92585897001	**MW-80**	Water	02/02/22 12:35	02/02/22 17:57
92585897002	**MW-78**	Water	02/02/22 10:30	02/02/22 17:57
92585897003	**DUP-1-20220202**	Water	02/02/22 00:00	02/02/22 17:57
92585897004	**FB-2-20220202**	Water	02/02/22 15:05	02/02/22 17:57
92585897005	**TRIP BLANK**	Water	02/02/22 00:00	02/02/22 17:57
92585897006	**MW-16**	Water	02/02/22 15:45	02/02/22 17:57

This report shall not be reproduced, except in full,
without the written consent of Pace Analytical Services, LLC.

Pace Analytical Services, LLC
9800 Kincey Ave. Suite 100
Huntersville, NC 28078
(704)875-9092

SAMPLE ANALYTE COUNT

Project: CPC Huntersville-60674226
Pace Project No.: 92585897

Lab ID	Sample ID	Method	Analysts	Analytes Reported	Laboratory
92585897001	**MW-80**	MADEP VPH	MAD	6	PASI-C
		EPA 6010D	RDT	1	PASI-A
		SM 6200B	CL	63	PASI-C
92585897002	**MW-78**	MADEP VPH	MAD	6	PASI-C
		EPA 6010D	RDT	1	PASI-A
		SM 6200B	CL	63	PASI-C
92585897003	**DUP-1-20220202**	MADEP VPH	MAD	6	PASI-C
		EPA 6010D	RDT	1	PASI-A
		SM 6200B	CL	63	PASI-C
92585897004	**FB-2-20220202**	MADEP VPH	MAD	6	PASI-C
		SM 6200B	CL	63	PASI-C
92585897005	**TRIP BLANK**	SM 6200B	CL	63	PASI-C
92585897006	**MW-16**	MADEP VPH	MAD	6	PASI-C
		EPA 6010D	RDT	1	PASI-A
		SM 6200B	CL	63	PASI-C

PASI-A = Pace Analytical Services - Asheville
PASI-C = Pace Analytical Services - Charlotte

This report shall not be reproduced, except in full,
without the written consent of Pace Analytical Services, LLC.

Pace Analytical Services, LLC
9800 Kincey Ave. Suite 100
Huntersville, NC 28078
(704)875-9092

ANALYTICAL RESULTS

Project: CPC Huntersville-60674226
Pace Project No.: 92585897

Sample: MW-80 **Lab ID: 92585897001** Collected: 02/02/22 12:35 Received: 02/02/22 17:57 Matrix: Water

Parameters	Results	Units	Report Limit	MDL	DF	Prepared	Analyzed	CAS No.	Qual
VPH NC Water	Analytical Method: MADEP VPH Pace Analytical Services - Charlotte								
Total VPH (C5-C12)	ND	ug/L	50.0	50.0	1		02/03/22 20:49		N2
Aliphatic (C05-C08)	ND	ug/L	50.0	50.0	1		02/03/22 20:49		N2
Aliphatic(C09-C12) Adjusted	ND	ug/L	50.0	50.0	1		02/03/22 20:49		N2
Aromatic (C09-C10)	ND	ug/L	50.0	50.0	1		02/03/22 20:49		N2
Surrogates									
4-Bromofluorobenzene (FID) (S)	98	%	70-130		1		02/03/22 20:49	460-00-4	
4-Bromofluorobenzene (PID) (S)	95	%	70-130		1		02/03/22 20:49	460-00-4	
6010 MET ICP	Analytical Method: EPA 6010D Preparation Method: EPA 3010A Pace Analytical Services - Asheville								
Lead	ND	ug/L	5.0	4.5	1	02/04/22 00:23	02/04/22 10:11	7439-92-1	
6200B MSV	Analytical Method: SM 6200B Pace Analytical Services - Charlotte								
Benzene	ND	ug/L	0.50	0.34	1		02/03/22 16:23	71-43-2	
Bromobenzene	ND	ug/L	0.50	0.29	1		02/03/22 16:23	108-86-1	
Bromochloromethane	ND	ug/L	0.50	0.47	1		02/03/22 16:23	74-97-5	
Bromodichloromethane	ND	ug/L	0.50	0.31	1		02/03/22 16:23	75-27-4	
Bromoform	ND	ug/L	0.50	0.34	1		02/03/22 16:23	75-25-2	
Bromomethane	ND	ug/L	5.0	1.7	1		02/03/22 16:23	74-83-9	
n-Butylbenzene	ND	ug/L	0.50	0.49	1		02/03/22 16:23	104-51-8	
sec-Butylbenzene	ND	ug/L	0.50	0.40	1		02/03/22 16:23	135-98-8	
tert-Butylbenzene	ND	ug/L	0.50	0.32	1		02/03/22 16:23	98-06-6	
Carbon tetrachloride	ND	ug/L	0.50	0.33	1		02/03/22 16:23	56-23-5	
Chlorobenzene	ND	ug/L	0.50	0.28	1		02/03/22 16:23	108-90-7	
Chloroethane	ND	ug/L	1.0	0.65	1		02/03/22 16:23	75-00-3	
Chloroform	ND	ug/L	0.50	0.35	1		02/03/22 16:23	67-66-3	
Chloromethane	ND	ug/L	1.0	0.54	1		02/03/22 16:23	74-87-3	
2-Chlorotoluene	ND	ug/L	0.50	0.32	1		02/03/22 16:23	95-49-8	
4-Chlorotoluene	ND	ug/L	0.50	0.32	1		02/03/22 16:23	106-43-4	
1,2-Dibromo-3-chloropropane	ND	ug/L	1.0	0.34	1		02/03/22 16:23	96-12-8	
Dibromochloromethane	ND	ug/L	0.50	0.36	1		02/03/22 16:23	124-48-1	
1,2-Dibromoethane (EDB)	ND	ug/L	0.50	0.27	1		02/03/22 16:23	106-93-4	
Dibromomethane	ND	ug/L	0.50	0.39	1		02/03/22 16:23	74-95-3	
1,2-Dichlorobenzene	ND	ug/L	0.50	0.34	1		02/03/22 16:23	95-50-1	
1,3-Dichlorobenzene	ND	ug/L	0.50	0.34	1		02/03/22 16:23	541-73-1	
1,4-Dichlorobenzene	ND	ug/L	0.50	0.33	1		02/03/22 16:23	106-46-7	
Dichlorodifluoromethane	ND	ug/L	0.50	0.35	1		02/03/22 16:23	75-71-8	
1,1-Dichloroethane	ND	ug/L	0.50	0.37	1		02/03/22 16:23	75-34-3	
1,2-Dichloroethane	ND	ug/L	0.50	0.32	1		02/03/22 16:23	107-06-2	
1,1-Dichloroethene	ND	ug/L	0.50	0.35	1		02/03/22 16:23	75-35-4	
cis-1,2-Dichloroethene	ND	ug/L	0.50	0.38	1		02/03/22 16:23	156-59-2	
trans-1,2-Dichloroethene	ND	ug/L	0.50	0.40	1		02/03/22 16:23	156-60-5	
1,2-Dichloropropane	ND	ug/L	0.50	0.36	1		02/03/22 16:23	78-87-5	
1,3-Dichloropropane	ND	ug/L	0.50	0.28	1		02/03/22 16:23	142-28-9	

REPORT OF LABORATORY ANALYSIS

This report shall not be reproduced, except in full,
without the written consent of Pace Analytical Services, LLC.

Pace Analytical Services, LLC
9800 Kincey Ave. Suite 100
Huntersville, NC 28078
(704)875-9092

ANALYTICAL RESULTS

Project: CPC Huntersville-60674226
Pace Project No.: 92585897

Sample: MW-80 **Lab ID: 92585897001** Collected: 02/02/22 12:35 Received: 02/02/22 17:57 Matrix: Water

Parameters	Results	Units	Report Limit	MDL	DF	Prepared	Analyzed	CAS No.	Qual
6200B MSV	Analytical Method: SM 6200B Pace Analytical Services - Charlotte								
2,2-Dichloropropane	ND	ug/L	0.50	0.39	1		02/03/22 16:23	594-20-7	IL
1,1-Dichloropropene	ND	ug/L	0.50	0.43	1		02/03/22 16:23	563-58-6	
cis-1,3-Dichloropropene	ND	ug/L	0.50	0.36	1		02/03/22 16:23	10061-01-5	
trans-1,3-Dichloropropene	ND	ug/L	0.50	0.36	1		02/03/22 16:23	10061-02-6	
Diisopropyl ether	ND	ug/L	0.50	0.31	1		02/03/22 16:23	108-20-3	
Ethylbenzene	ND	ug/L	0.50	0.30	1		02/03/22 16:23	100-41-4	
Hexachloro-1,3-butadiene	ND	ug/L	2.0	1.5	1		02/03/22 16:23	87-68-3	
Isopropylbenzene (Cumene)	ND	ug/L	0.50	0.33	1		02/03/22 16:23	98-82-8	
Methylene Chloride	ND	ug/L	2.0	2.0	1		02/03/22 16:23	75-09-2	
Methyl-tert-butyl ether	ND	ug/L	0.50	0.42	1		02/03/22 16:23	1634-04-4	
Naphthalene	ND	ug/L	2.0	0.64	1		02/03/22 16:23	91-20-3	
n-Propylbenzene	ND	ug/L	0.50	0.34	1		02/03/22 16:23	103-65-1	
Styrene	ND	ug/L	0.50	0.29	1		02/03/22 16:23	100-42-5	
1,1,1,2-Tetrachloroethane	ND	ug/L	0.50	0.31	1		02/03/22 16:23	630-20-6	
1,1,2,2-Tetrachloroethane	ND	ug/L	0.50	0.22	1		02/03/22 16:23	79-34-5	
Tetrachloroethene	ND	ug/L	0.50	0.29	1		02/03/22 16:23	127-18-4	
Toluene	ND	ug/L	0.50	0.48	1		02/03/22 16:23	108-88-3	
1,2,3-Trichlorobenzene	ND	ug/L	2.0	0.81	1		02/03/22 16:23	87-61-6	
1,2,4-Trichlorobenzene	ND	ug/L	2.0	0.64	1		02/03/22 16:23	120-82-1	
1,1,1-Trichloroethane	ND	ug/L	0.50	0.33	1		02/03/22 16:23	71-55-6	
1,1,2-Trichloroethane	ND	ug/L	0.50	0.32	1		02/03/22 16:23	79-00-5	
Trichloroethene	ND	ug/L	0.50	0.38	1		02/03/22 16:23	79-01-6	
Trichlorofluoromethane	ND	ug/L	1.0	0.30	1		02/03/22 16:23	75-69-4	
1,2,3-Trichloropropane	ND	ug/L	0.50	0.26	1		02/03/22 16:23	96-18-4	
1,2,4-Trimethylbenzene	ND	ug/L	0.50	0.50	1		02/03/22 16:23	95-63-6	
1,3,5-Trimethylbenzene	ND	ug/L	0.50	0.33	1		02/03/22 16:23	108-67-8	
Vinyl chloride	ND	ug/L	1.0	0.39	1		02/03/22 16:23	75-01-4	
m&p-Xylene	ND	ug/L	1.0	0.71	1		02/03/22 16:23	179601-23-1	
o-Xylene	ND	ug/L	0.50	0.34	1		02/03/22 16:23	95-47-6	
Surrogates									
1,2-Dichloroethane-d4 (S)	98	%	70-130		1		02/03/22 16:23	17060-07-0	
4-Bromofluorobenzene (S)	99	%	70-130		1		02/03/22 16:23	460-00-4	
Toluene-d8 (S)	98	%	70-130		1		02/03/22 16:23	2037-26-5	

REPORT OF LABORATORY ANALYSIS

This report shall not be reproduced, except in full,
without the written consent of Pace Analytical Services, LLC.

Pace Analytical Services, LLC
9800 Kincey Ave. Suite 100
Huntersville, NC 28078
(704)875-9092

ANALYTICAL RESULTS

Project: CPC Huntersville-60674226
Pace Project No.: 92585897

Sample: MW-78 **Lab ID: 92585897002** Collected: 02/02/22 10:30 Received: 02/02/22 17:57 Matrix: Water

Parameters	Results	Units	Report Limit	MDL	DF	Prepared	Analyzed	CAS No.	Qual
VPH NC Water	Analytical Method: MADEP VPH Pace Analytical Services - Charlotte								
Total VPH (C5-C12)	ND	ug/L	50.0	50.0	1		02/03/22 21:18		N2
Aliphatic (C05-C08)	ND	ug/L	50.0	50.0	1		02/03/22 21:18		N2
Aliphatic(C09-C12) Adjusted	ND	ug/L	50.0	50.0	1		02/03/22 21:18		N2
Aromatic (C09-C10)	ND	ug/L	50.0	50.0	1		02/03/22 21:18		N2
Surrogates									
4-Bromofluorobenzene (FID) (S)	102	%	70-130		1		02/03/22 21:18	460-00-4	
4-Bromofluorobenzene (PID) (S)	98	%	70-130		1		02/03/22 21:18	460-00-4	
6010 MET ICP	Analytical Method: EPA 6010D Preparation Method: EPA 3010A Pace Analytical Services - Asheville								
Lead	ND	ug/L	5.0	4.5	1	02/04/22 00:23	02/04/22 10:25	7439-92-1	
6200B MSV	Analytical Method: SM 6200B Pace Analytical Services - Charlotte								
Benzene	ND	ug/L	0.50	0.34	1		02/03/22 16:41	71-43-2	
Bromobenzene	ND	ug/L	0.50	0.29	1		02/03/22 16:41	108-86-1	
Bromochloromethane	ND	ug/L	0.50	0.47	1		02/03/22 16:41	74-97-5	
Bromodichloromethane	ND	ug/L	0.50	0.31	1		02/03/22 16:41	75-27-4	
Bromoform	ND	ug/L	0.50	0.34	1		02/03/22 16:41	75-25-2	
Bromomethane	ND	ug/L	5.0	1.7	1		02/03/22 16:41	74-83-9	
n-Butylbenzene	ND	ug/L	0.50	0.49	1		02/03/22 16:41	104-51-8	
sec-Butylbenzene	ND	ug/L	0.50	0.40	1		02/03/22 16:41	135-98-8	
tert-Butylbenzene	ND	ug/L	0.50	0.32	1		02/03/22 16:41	98-06-6	
Carbon tetrachloride	ND	ug/L	0.50	0.33	1		02/03/22 16:41	56-23-5	
Chlorobenzene	ND	ug/L	0.50	0.28	1		02/03/22 16:41	108-90-7	
Chloroethane	ND	ug/L	1.0	0.65	1		02/03/22 16:41	75-00-3	
Chloroform	ND	ug/L	0.50	0.35	1		02/03/22 16:41	67-66-3	
Chloromethane	ND	ug/L	1.0	0.54	1		02/03/22 16:41	74-87-3	
2-Chlorotoluene	ND	ug/L	0.50	0.32	1		02/03/22 16:41	95-49-8	
4-Chlorotoluene	ND	ug/L	0.50	0.32	1		02/03/22 16:41	106-43-4	
1,2-Dibromo-3-chloropropane	ND	ug/L	1.0	0.34	1		02/03/22 16:41	96-12-8	
Dibromochloromethane	ND	ug/L	0.50	0.36	1		02/03/22 16:41	124-48-1	
1,2-Dibromoethane (EDB)	ND	ug/L	0.50	0.27	1		02/03/22 16:41	106-93-4	
Dibromomethane	ND	ug/L	0.50	0.39	1		02/03/22 16:41	74-95-3	
1,2-Dichlorobenzene	ND	ug/L	0.50	0.34	1		02/03/22 16:41	95-50-1	
1,3-Dichlorobenzene	ND	ug/L	0.50	0.34	1		02/03/22 16:41	541-73-1	
1,4-Dichlorobenzene	ND	ug/L	0.50	0.33	1		02/03/22 16:41	106-46-7	
Dichlorodifluoromethane	ND	ug/L	0.50	0.35	1		02/03/22 16:41	75-71-8	
1,1-Dichloroethane	ND	ug/L	0.50	0.37	1		02/03/22 16:41	75-34-3	
1,2-Dichloroethane	ND	ug/L	0.50	0.32	1		02/03/22 16:41	107-06-2	
1,1-Dichloroethene	ND	ug/L	0.50	0.35	1		02/03/22 16:41	75-35-4	
cis-1,2-Dichloroethene	ND	ug/L	0.50	0.38	1		02/03/22 16:41	156-59-2	
trans-1,2-Dichloroethene	ND	ug/L	0.50	0.40	1		02/03/22 16:41	156-60-5	
1,2-Dichloropropane	ND	ug/L	0.50	0.36	1		02/03/22 16:41	78-87-5	
1,3-Dichloropropane	ND	ug/L	0.50	0.28	1		02/03/22 16:41	142-28-9	

REPORT OF LABORATORY ANALYSIS

This report shall not be reproduced, except in full,
without the written consent of Pace Analytical Services, LLC.

Pace Analytical Services, LLC
9800 Kincey Ave. Suite 100
Huntersville, NC 28078
(704)875-9092

ANALYTICAL RESULTS

Project: CPC Huntersville-60674226
Pace Project No.: 92585897

Sample: MW-78 **Lab ID: 92585897002** Collected: 02/02/22 10:30 Received: 02/02/22 17:57 Matrix: Water

Parameters	Results	Units	Report Limit	MDL	DF	Prepared	Analyzed	CAS No.	Qual
6200B MSV	Analytical Method: SM 6200B Pace Analytical Services - Charlotte								
2,2-Dichloropropane	ND	ug/L	0.50	0.39	1		02/03/22 16:41	594-20-7	IL
1,1-Dichloropropene	ND	ug/L	0.50	0.43	1		02/03/22 16:41	563-58-6	
cis-1,3-Dichloropropene	ND	ug/L	0.50	0.36	1		02/03/22 16:41	10061-01-5	
trans-1,3-Dichloropropene	ND	ug/L	0.50	0.36	1		02/03/22 16:41	10061-02-6	
Diisopropyl ether	ND	ug/L	0.50	0.31	1		02/03/22 16:41	108-20-3	
Ethylbenzene	ND	ug/L	0.50	0.30	1		02/03/22 16:41	100-41-4	
Hexachloro-1,3-butadiene	ND	ug/L	2.0	1.5	1		02/03/22 16:41	87-68-3	
Isopropylbenzene (Cumene)	ND	ug/L	0.50	0.33	1		02/03/22 16:41	98-82-8	
Methylene Chloride	ND	ug/L	2.0	2.0	1		02/03/22 16:41	75-09-2	
Methyl-tert-butyl ether	ND	ug/L	0.50	0.42	1		02/03/22 16:41	1634-04-4	
Naphthalene	ND	ug/L	2.0	0.64	1		02/03/22 16:41	91-20-3	
n-Propylbenzene	ND	ug/L	0.50	0.34	1		02/03/22 16:41	103-65-1	
Styrene	ND	ug/L	0.50	0.29	1		02/03/22 16:41	100-42-5	
1,1,1,2-Tetrachloroethane	ND	ug/L	0.50	0.31	1		02/03/22 16:41	630-20-6	
1,1,2,2-Tetrachloroethane	ND	ug/L	0.50	0.22	1		02/03/22 16:41	79-34-5	
Tetrachloroethene	ND	ug/L	0.50	0.29	1		02/03/22 16:41	127-18-4	
Toluene	ND	ug/L	0.50	0.48	1		02/03/22 16:41	108-88-3	
1,2,3-Trichlorobenzene	ND	ug/L	2.0	0.81	1		02/03/22 16:41	87-61-6	
1,2,4-Trichlorobenzene	ND	ug/L	2.0	0.64	1		02/03/22 16:41	120-82-1	
1,1,1-Trichloroethane	ND	ug/L	0.50	0.33	1		02/03/22 16:41	71-55-6	
1,1,2-Trichloroethane	ND	ug/L	0.50	0.32	1		02/03/22 16:41	79-00-5	
Trichloroethene	ND	ug/L	0.50	0.38	1		02/03/22 16:41	79-01-6	
Trichlorofluoromethane	ND	ug/L	1.0	0.30	1		02/03/22 16:41	75-69-4	
1,2,3-Trichloropropane	ND	ug/L	0.50	0.26	1		02/03/22 16:41	96-18-4	
1,2,4-Trimethylbenzene	ND	ug/L	0.50	0.50	1		02/03/22 16:41	95-63-6	
1,3,5-Trimethylbenzene	ND	ug/L	0.50	0.33	1		02/03/22 16:41	108-67-8	
Vinyl chloride	ND	ug/L	1.0	0.39	1		02/03/22 16:41	75-01-4	
m&p-Xylene	ND	ug/L	1.0	0.71	1		02/03/22 16:41	179601-23-1	
o-Xylene	ND	ug/L	0.50	0.34	1		02/03/22 16:41	95-47-6	
Surrogates									
1,2-Dichloroethane-d4 (S)	98	%	70-130		1		02/03/22 16:41	17060-07-0	
4-Bromofluorobenzene (S)	98	%	70-130		1		02/03/22 16:41	460-00-4	
Toluene-d8 (S)	98	%	70-130		1		02/03/22 16:41	2037-26-5	

REPORT OF LABORATORY ANALYSIS

This report shall not be reproduced, except in full,
without the written consent of Pace Analytical Services, LLC.

Pace Analytical Services, LLC
9800 Kincey Ave. Suite 100
Huntersville, NC 28078
(704)875-9092

ANALYTICAL RESULTS

Project: CPC Huntersville-60674226
Pace Project No.: 92585897

Sample: DUP-1-20220202 **Lab ID: 92585897003** Collected: 02/02/22 00:00 Received: 02/02/22 17:57 Matrix: Water

Parameters	Results	Units	Report Limit	MDL	DF	Prepared	Analyzed	CAS No.	Qual
VPH NC Water	Analytical Method: MADEP VPH Pace Analytical Services - Charlotte								
Total VPH (C5-C12)	ND	ug/L	50.0	50.0	1		02/03/22 21:47		N2
Aliphatic (C05-C08)	ND	ug/L	50.0	50.0	1		02/03/22 21:47		N2
Aliphatic(C09-C12) Adjusted	ND	ug/L	50.0	50.0	1		02/03/22 21:47		N2
Aromatic (C09-C10)	ND	ug/L	50.0	50.0	1		02/03/22 21:47		N2
Surrogates									
4-Bromofluorobenzene (FID) (S)	97	%	70-130		1		02/03/22 21:47	460-00-4	
4-Bromofluorobenzene (PID) (S)	94	%	70-130		1		02/03/22 21:47	460-00-4	
6010 MET ICP	Analytical Method: EPA 6010D Preparation Method: EPA 3010A Pace Analytical Services - Asheville								
Lead	ND	ug/L	5.0	4.5	1	02/04/22 00:23	02/04/22 10:29	7439-92-1	
6200B MSV	Analytical Method: SM 6200B Pace Analytical Services - Charlotte								
Benzene	ND	ug/L	0.50	0.34	1		02/03/22 17:00	71-43-2	
Bromobenzene	ND	ug/L	0.50	0.29	1		02/03/22 17:00	108-86-1	
Bromochloromethane	ND	ug/L	0.50	0.47	1		02/03/22 17:00	74-97-5	
Bromodichloromethane	ND	ug/L	0.50	0.31	1		02/03/22 17:00	75-27-4	
Bromoform	ND	ug/L	0.50	0.34	1		02/03/22 17:00	75-25-2	
Bromomethane	ND	ug/L	5.0	1.7	1		02/03/22 17:00	74-83-9	
n-Butylbenzene	ND	ug/L	0.50	0.49	1		02/03/22 17:00	104-51-8	
sec-Butylbenzene	ND	ug/L	0.50	0.40	1		02/03/22 17:00	135-98-8	
tert-Butylbenzene	ND	ug/L	0.50	0.32	1		02/03/22 17:00	98-06-6	
Carbon tetrachloride	ND	ug/L	0.50	0.33	1		02/03/22 17:00	56-23-5	
Chlorobenzene	ND	ug/L	0.50	0.28	1		02/03/22 17:00	108-90-7	
Chloroethane	ND	ug/L	1.0	0.65	1		02/03/22 17:00	75-00-3	
Chloroform	ND	ug/L	0.50	0.35	1		02/03/22 17:00	67-66-3	
Chloromethane	ND	ug/L	1.0	0.54	1		02/03/22 17:00	74-87-3	
2-Chlorotoluene	ND	ug/L	0.50	0.32	1		02/03/22 17:00	95-49-8	
4-Chlorotoluene	ND	ug/L	0.50	0.32	1		02/03/22 17:00	106-43-4	
1,2-Dibromo-3-chloropropane	ND	ug/L	1.0	0.34	1		02/03/22 17:00	96-12-8	
Dibromochloromethane	ND	ug/L	0.50	0.36	1		02/03/22 17:00	124-48-1	
1,2-Dibromoethane (EDB)	ND	ug/L	0.50	0.27	1		02/03/22 17:00	106-93-4	
Dibromomethane	ND	ug/L	0.50	0.39	1		02/03/22 17:00	74-95-3	
1,2-Dichlorobenzene	ND	ug/L	0.50	0.34	1		02/03/22 17:00	95-50-1	
1,3-Dichlorobenzene	ND	ug/L	0.50	0.34	1		02/03/22 17:00	541-73-1	
1,4-Dichlorobenzene	ND	ug/L	0.50	0.33	1		02/03/22 17:00	106-46-7	
Dichlorodifluoromethane	ND	ug/L	0.50	0.35	1		02/03/22 17:00	75-71-8	
1,1-Dichloroethane	ND	ug/L	0.50	0.37	1		02/03/22 17:00	75-34-3	
1,2-Dichloroethane	ND	ug/L	0.50	0.32	1		02/03/22 17:00	107-06-2	
1,1-Dichloroethene	ND	ug/L	0.50	0.35	1		02/03/22 17:00	75-35-4	
cis-1,2-Dichloroethene	ND	ug/L	0.50	0.38	1		02/03/22 17:00	156-59-2	
trans-1,2-Dichloroethene	ND	ug/L	0.50	0.40	1		02/03/22 17:00	156-60-5	
1,2-Dichloropropane	ND	ug/L	0.50	0.36	1		02/03/22 17:00	78-87-5	
1,3-Dichloropropane	ND	ug/L	0.50	0.28	1		02/03/22 17:00	142-28-9	

REPORT OF LABORATORY ANALYSIS

This report shall not be reproduced, except in full,
without the written consent of Pace Analytical Services, LLC.

Pace Analytical Services, LLC
9800 Kincey Ave. Suite 100
Huntersville, NC 28078
(704)875-9092

ANALYTICAL RESULTS

Project: CPC Huntersville-60674226
Pace Project No.: 92585897

Sample: DUP-1-20220202 **Lab ID: 92585897003** Collected: 02/02/22 00:00 Received: 02/02/22 17:57 Matrix: Water

Parameters	Results	Units	Report Limit	MDL	DF	Prepared	Analyzed	CAS No.	Qual
6200B MSV	Analytical Method: SM 6200B Pace Analytical Services - Charlotte								
2,2-Dichloropropane	ND	ug/L	0.50	0.39	1		02/03/22 17:00	594-20-7	IL
1,1-Dichloropropene	ND	ug/L	0.50	0.43	1		02/03/22 17:00	563-58-6	
cis-1,3-Dichloropropene	ND	ug/L	0.50	0.36	1		02/03/22 17:00	10061-01-5	
trans-1,3-Dichloropropene	ND	ug/L	0.50	0.36	1		02/03/22 17:00	10061-02-6	
Diisopropyl ether	ND	ug/L	0.50	0.31	1		02/03/22 17:00	108-20-3	
Ethylbenzene	ND	ug/L	0.50	0.30	1		02/03/22 17:00	100-41-4	
Hexachloro-1,3-butadiene	ND	ug/L	2.0	1.5	1		02/03/22 17:00	87-68-3	
Isopropylbenzene (Cumene)	ND	ug/L	0.50	0.33	1		02/03/22 17:00	98-82-8	
Methylene Chloride	ND	ug/L	2.0	2.0	1		02/03/22 17:00	75-09-2	
Methyl-tert-butyl ether	ND	ug/L	0.50	0.42	1		02/03/22 17:00	1634-04-4	
Naphthalene	ND	ug/L	2.0	0.64	1		02/03/22 17:00	91-20-3	
n-Propylbenzene	ND	ug/L	0.50	0.34	1		02/03/22 17:00	103-65-1	
Styrene	ND	ug/L	0.50	0.29	1		02/03/22 17:00	100-42-5	
1,1,1,2-Tetrachloroethane	ND	ug/L	0.50	0.31	1		02/03/22 17:00	630-20-6	
1,1,2,2-Tetrachloroethane	ND	ug/L	0.50	0.22	1		02/03/22 17:00	79-34-5	
Tetrachloroethene	ND	ug/L	0.50	0.29	1		02/03/22 17:00	127-18-4	
Toluene	ND	ug/L	0.50	0.48	1		02/03/22 17:00	108-88-3	
1,2,3-Trichlorobenzene	ND	ug/L	2.0	0.81	1		02/03/22 17:00	87-61-6	
1,2,4-Trichlorobenzene	ND	ug/L	2.0	0.64	1		02/03/22 17:00	120-82-1	
1,1,1-Trichloroethane	ND	ug/L	0.50	0.33	1		02/03/22 17:00	71-55-6	
1,1,2-Trichloroethane	ND	ug/L	0.50	0.32	1		02/03/22 17:00	79-00-5	
Trichloroethene	ND	ug/L	0.50	0.38	1		02/03/22 17:00	79-01-6	
Trichlorofluoromethane	ND	ug/L	1.0	0.30	1		02/03/22 17:00	75-69-4	
1,2,3-Trichloropropane	ND	ug/L	0.50	0.26	1		02/03/22 17:00	96-18-4	
1,2,4-Trimethylbenzene	ND	ug/L	0.50	0.50	1		02/03/22 17:00	95-63-6	
1,3,5-Trimethylbenzene	ND	ug/L	0.50	0.33	1		02/03/22 17:00	108-67-8	
Vinyl chloride	ND	ug/L	1.0	0.39	1		02/03/22 17:00	75-01-4	
m&p-Xylene	ND	ug/L	1.0	0.71	1		02/03/22 17:00	179601-23-1	
o-Xylene	ND	ug/L	0.50	0.34	1		02/03/22 17:00	95-47-6	
Surrogates									
1,2-Dichloroethane-d4 (S)	97	%	70-130		1		02/03/22 17:00	17060-07-0	
4-Bromofluorobenzene (S)	99	%	70-130		1		02/03/22 17:00	460-00-4	
Toluene-d8 (S)	98	%	70-130		1		02/03/22 17:00	2037-26-5	

REPORT OF LABORATORY ANALYSIS

This report shall not be reproduced, except in full,
without the written consent of Pace Analytical Services, LLC.

Pace Analytical Services, LLC
9800 Kincey Ave. Suite 100
Huntersville, NC 28078
(704)875-9092

ANALYTICAL RESULTS

Project: CPC Huntersville-60674226
Pace Project No.: 92585897

Sample: FB-2-20220202 **Lab ID: 92585897004** Collected: 02/02/22 15:05 Received: 02/02/22 17:57 Matrix: Water

Parameters	Results	Units	Report Limit	MDL	DF	Prepared	Analyzed	CAS No.	Qual
VPH NC Water	Analytical Method: MADEP VPH Pace Analytical Services - Charlotte								
Total VPH (C5-C12)	ND	ug/L	50.0	50.0	1		02/03/22 22:16		N2
Aliphatic (C05-C08)	ND	ug/L	50.0	50.0	1		02/03/22 22:16		N2
Aliphatic(C09-C12) Adjusted	ND	ug/L	50.0	50.0	1		02/03/22 22:16		N2
Aromatic (C09-C10)	ND	ug/L	50.0	50.0	1		02/03/22 22:16		N2
Surrogates									
4-Bromofluorobenzene (FID) (S)	101	%	70-130		1		02/03/22 22:16	460-00-4	
4-Bromofluorobenzene (PID) (S)	97	%	70-130		1		02/03/22 22:16	460-00-4	
6200B MSV	Analytical Method: SM 6200B Pace Analytical Services - Charlotte								
Benzene	ND	ug/L	0.50	0.34	1		02/03/22 16:05	71-43-2	
Bromobenzene	ND	ug/L	0.50	0.29	1		02/03/22 16:05	108-86-1	
Bromochloromethane	ND	ug/L	0.50	0.47	1		02/03/22 16:05	74-97-5	
Bromodichloromethane	ND	ug/L	0.50	0.31	1		02/03/22 16:05	75-27-4	
Bromoform	ND	ug/L	0.50	0.34	1		02/03/22 16:05	75-25-2	
Bromomethane	ND	ug/L	5.0	1.7	1		02/03/22 16:05	74-83-9	
n-Butylbenzene	ND	ug/L	0.50	0.49	1		02/03/22 16:05	104-51-8	
sec-Butylbenzene	ND	ug/L	0.50	0.40	1		02/03/22 16:05	135-98-8	
tert-Butylbenzene	ND	ug/L	0.50	0.32	1		02/03/22 16:05	98-06-6	
Carbon tetrachloride	ND	ug/L	0.50	0.33	1		02/03/22 16:05	56-23-5	
Chlorobenzene	ND	ug/L	0.50	0.28	1		02/03/22 16:05	108-90-7	
Chloroethane	ND	ug/L	1.0	0.65	1		02/03/22 16:05	75-00-3	
Chloroform	ND	ug/L	0.50	0.35	1		02/03/22 16:05	67-66-3	
Chloromethane	ND	ug/L	1.0	0.54	1		02/03/22 16:05	74-87-3	
2-Chlorotoluene	ND	ug/L	0.50	0.32	1		02/03/22 16:05	95-49-8	
4-Chlorotoluene	ND	ug/L	0.50	0.32	1		02/03/22 16:05	106-43-4	
1,2-Dibromo-3-chloropropane	ND	ug/L	1.0	0.34	1		02/03/22 16:05	96-12-8	
Dibromochloromethane	ND	ug/L	0.50	0.36	1		02/03/22 16:05	124-48-1	
1,2-Dibromoethane (EDB)	ND	ug/L	0.50	0.27	1		02/03/22 16:05	106-93-4	
Dibromomethane	ND	ug/L	0.50	0.39	1		02/03/22 16:05	74-95-3	
1,2-Dichlorobenzene	ND	ug/L	0.50	0.34	1		02/03/22 16:05	95-50-1	
1,3-Dichlorobenzene	ND	ug/L	0.50	0.34	1		02/03/22 16:05	541-73-1	
1,4-Dichlorobenzene	ND	ug/L	0.50	0.33	1		02/03/22 16:05	106-46-7	
Dichlorodifluoromethane	ND	ug/L	0.50	0.35	1		02/03/22 16:05	75-71-8	
1,1-Dichloroethane	ND	ug/L	0.50	0.37	1		02/03/22 16:05	75-34-3	
1,2-Dichloroethane	ND	ug/L	0.50	0.32	1		02/03/22 16:05	107-06-2	
1,1-Dichloroethene	ND	ug/L	0.50	0.35	1		02/03/22 16:05	75-35-4	
cis-1,2-Dichloroethene	ND	ug/L	0.50	0.38	1		02/03/22 16:05	156-59-2	
trans-1,2-Dichloroethene	ND	ug/L	0.50	0.40	1		02/03/22 16:05	156-60-5	
1,2-Dichloropropane	ND	ug/L	0.50	0.36	1		02/03/22 16:05	78-87-5	
1,3-Dichloropropane	ND	ug/L	0.50	0.28	1		02/03/22 16:05	142-28-9	
2,2-Dichloropropane	ND	ug/L	0.50	0.39	1		02/03/22 16:05	594-20-7	IL
1,1-Dichloropropene	ND	ug/L	0.50	0.43	1		02/03/22 16:05	563-58-6	
cis-1,3-Dichloropropene	ND	ug/L	0.50	0.36	1		02/03/22 16:05	10061-01-5	
trans-1,3-Dichloropropene	ND	ug/L	0.50	0.36	1		02/03/22 16:05	10061-02-6	

REPORT OF LABORATORY ANALYSIS

This report shall not be reproduced, except in full,
without the written consent of Pace Analytical Services, LLC.

Pace Analytical Services, LLC
9800 Kincey Ave. Suite 100
Huntersville, NC 28078
(704)875-9092

ANALYTICAL RESULTS

Project: CPC Huntersville-60674226
Pace Project No.: 92585897

Sample: FB-2-20220202 **Lab ID: 92585897004** Collected: 02/02/22 15:05 Received: 02/02/22 17:57 Matrix: Water

Parameters	Results	Units	Report Limit	MDL	DF	Prepared	Analyzed	CAS No.	Qual
6200B MSV	Analytical Method: SM 6200B Pace Analytical Services - Charlotte								
Diisopropyl ether	ND	ug/L	0.50	0.31	1		02/03/22 16:05	108-20-3	
Ethylbenzene	ND	ug/L	0.50	0.30	1		02/03/22 16:05	100-41-4	
Hexachloro-1,3-butadiene	ND	ug/L	2.0	1.5	1		02/03/22 16:05	87-68-3	
Isopropylbenzene (Cumene)	ND	ug/L	0.50	0.33	1		02/03/22 16:05	98-82-8	
Methylene Chloride	ND	ug/L	2.0	2.0	1		02/03/22 16:05	75-09-2	
Methyl-tert-butyl ether	ND	ug/L	0.50	0.42	1		02/03/22 16:05	1634-04-4	
Naphthalene	ND	ug/L	2.0	0.64	1		02/03/22 16:05	91-20-3	
n-Propylbenzene	ND	ug/L	0.50	0.34	1		02/03/22 16:05	103-65-1	
Styrene	ND	ug/L	0.50	0.29	1		02/03/22 16:05	100-42-5	
1,1,1,2-Tetrachloroethane	ND	ug/L	0.50	0.31	1		02/03/22 16:05	630-20-6	
1,1,2,2-Tetrachloroethane	ND	ug/L	0.50	0.22	1		02/03/22 16:05	79-34-5	
Tetrachloroethene	ND	ug/L	0.50	0.29	1		02/03/22 16:05	127-18-4	
Toluene	ND	ug/L	0.50	0.48	1		02/03/22 16:05	108-88-3	
1,2,3-Trichlorobenzene	ND	ug/L	2.0	0.81	1		02/03/22 16:05	87-61-6	
1,2,4-Trichlorobenzene	ND	ug/L	2.0	0.64	1		02/03/22 16:05	120-82-1	
1,1,1-Trichloroethane	ND	ug/L	0.50	0.33	1		02/03/22 16:05	71-55-6	
1,1,2-Trichloroethane	ND	ug/L	0.50	0.32	1		02/03/22 16:05	79-00-5	
Trichloroethene	ND	ug/L	0.50	0.38	1		02/03/22 16:05	79-01-6	
Trichlorofluoromethane	ND	ug/L	1.0	0.30	1		02/03/22 16:05	75-69-4	
1,2,3-Trichloropropane	ND	ug/L	0.50	0.26	1		02/03/22 16:05	96-18-4	
1,2,4-Trimethylbenzene	ND	ug/L	0.50	0.50	1		02/03/22 16:05	95-63-6	
1,3,5-Trimethylbenzene	ND	ug/L	0.50	0.33	1		02/03/22 16:05	108-67-8	
Vinyl chloride	ND	ug/L	1.0	0.39	1		02/03/22 16:05	75-01-4	
m&p-Xylene	ND	ug/L	1.0	0.71	1		02/03/22 16:05	179601-23-1	
o-Xylene	ND	ug/L	0.50	0.34	1		02/03/22 16:05	95-47-6	
Surrogates									
1,2-Dichloroethane-d4 (S)	98	%	70-130		1		02/03/22 16:05	17060-07-0	
4-Bromofluorobenzene (S)	97	%	70-130		1		02/03/22 16:05	460-00-4	
Toluene-d8 (S)	98	%	70-130		1		02/03/22 16:05	2037-26-5	

REPORT OF LABORATORY ANALYSIS

This report shall not be reproduced, except in full,
without the written consent of Pace Analytical Services, LLC.

Pace Analytical Services, LLC
9800 Kincey Ave. Suite 100
Huntersville, NC 28078
(704)875-9092

ANALYTICAL RESULTS

Project: CPC Huntersville-60674226
Pace Project No.: 92585897

Sample: TRIP BLANK **Lab ID: 92585897005** Collected: 02/02/22 00:00 Received: 02/02/22 17:57 Matrix: Water

Parameters	Results	Units	Report Limit	MDL	DF	Prepared	Analyzed	CAS No.	Qual
6200B MSV	Analytical Method: SM 6200B Pace Analytical Services - Charlotte								
Benzene	ND	ug/L	0.50	0.34	1		02/03/22 15:28	71-43-2	
Bromobenzene	ND	ug/L	0.50	0.29	1		02/03/22 15:28	108-86-1	
Bromochloromethane	ND	ug/L	0.50	0.47	1		02/03/22 15:28	74-97-5	
Bromodichloromethane	ND	ug/L	0.50	0.31	1		02/03/22 15:28	75-27-4	
Bromoform	ND	ug/L	0.50	0.34	1		02/03/22 15:28	75-25-2	
Bromomethane	ND	ug/L	5.0	1.7	1		02/03/22 15:28	74-83-9	
n-Butylbenzene	ND	ug/L	0.50	0.49	1		02/03/22 15:28	104-51-8	
sec-Butylbenzene	ND	ug/L	0.50	0.40	1		02/03/22 15:28	135-98-8	
tert-Butylbenzene	ND	ug/L	0.50	0.32	1		02/03/22 15:28	98-06-6	
Carbon tetrachloride	ND	ug/L	0.50	0.33	1		02/03/22 15:28	56-23-5	
Chlorobenzene	ND	ug/L	0.50	0.28	1		02/03/22 15:28	108-90-7	
Chloroethane	ND	ug/L	1.0	0.65	1		02/03/22 15:28	75-00-3	
Chloroform	ND	ug/L	0.50	0.35	1		02/03/22 15:28	67-66-3	
Chloromethane	ND	ug/L	1.0	0.54	1		02/03/22 15:28	74-87-3	
2-Chlorotoluene	ND	ug/L	0.50	0.32	1		02/03/22 15:28	95-49-8	
4-Chlorotoluene	ND	ug/L	0.50	0.32	1		02/03/22 15:28	106-43-4	
1,2-Dibromo-3-chloropropane	ND	ug/L	1.0	0.34	1		02/03/22 15:28	96-12-8	
Dibromochloromethane	ND	ug/L	0.50	0.36	1		02/03/22 15:28	124-48-1	
1,2-Dibromoethane (EDB)	ND	ug/L	0.50	0.27	1		02/03/22 15:28	106-93-4	
Dibromomethane	ND	ug/L	0.50	0.39	1		02/03/22 15:28	74-95-3	
1,2-Dichlorobenzene	ND	ug/L	0.50	0.34	1		02/03/22 15:28	95-50-1	
1,3-Dichlorobenzene	ND	ug/L	0.50	0.34	1		02/03/22 15:28	541-73-1	
1,4-Dichlorobenzene	ND	ug/L	0.50	0.33	1		02/03/22 15:28	106-46-7	
Dichlorodifluoromethane	ND	ug/L	0.50	0.35	1		02/03/22 15:28	75-71-8	
1,1-Dichloroethane	ND	ug/L	0.50	0.37	1		02/03/22 15:28	75-34-3	
1,2-Dichloroethane	ND	ug/L	0.50	0.32	1		02/03/22 15:28	107-06-2	
1,1-Dichloroethene	ND	ug/L	0.50	0.35	1		02/03/22 15:28	75-35-4	
cis-1,2-Dichloroethene	ND	ug/L	0.50	0.38	1		02/03/22 15:28	156-59-2	
trans-1,2-Dichloroethene	ND	ug/L	0.50	0.40	1		02/03/22 15:28	156-60-5	
1,2-Dichloropropane	ND	ug/L	0.50	0.36	1		02/03/22 15:28	78-87-5	
1,3-Dichloropropane	ND	ug/L	0.50	0.28	1		02/03/22 15:28	142-28-9	
2,2-Dichloropropane	ND	ug/L	0.50	0.39	1		02/03/22 15:28	594-20-7	IL
1,1-Dichloropropene	ND	ug/L	0.50	0.43	1		02/03/22 15:28	563-58-6	
cis-1,3-Dichloropropene	ND	ug/L	0.50	0.36	1		02/03/22 15:28	10061-01-5	
trans-1,3-Dichloropropene	ND	ug/L	0.50	0.36	1		02/03/22 15:28	10061-02-6	
Diisopropyl ether	ND	ug/L	0.50	0.31	1		02/03/22 15:28	108-20-3	
Ethylbenzene	ND	ug/L	0.50	0.30	1		02/03/22 15:28	100-41-4	
Hexachloro-1,3-butadiene	ND	ug/L	2.0	1.5	1		02/03/22 15:28	87-68-3	
Isopropylbenzene (Cumene)	ND	ug/L	0.50	0.33	1		02/03/22 15:28	98-82-8	
Methylene Chloride	ND	ug/L	2.0	2.0	1		02/03/22 15:28	75-09-2	
Methyl-tert-butyl ether	ND	ug/L	0.50	0.42	1		02/03/22 15:28	1634-04-4	
Naphthalene	ND	ug/L	2.0	0.64	1		02/03/22 15:28	91-20-3	
n-Propylbenzene	ND	ug/L	0.50	0.34	1		02/03/22 15:28	103-65-1	
Styrene	ND	ug/L	0.50	0.29	1		02/03/22 15:28	100-42-5	
1,1,1,2-Tetrachloroethane	ND	ug/L	0.50	0.31	1		02/03/22 15:28	630-20-6	

REPORT OF LABORATORY ANALYSIS

This report shall not be reproduced, except in full,
without the written consent of Pace Analytical Services, LLC.

Pace Analytical Services, LLC
9800 Kincey Ave. Suite 100
Huntersville, NC 28078
(704)875-9092

ANALYTICAL RESULTS

Project: CPC Huntersville-60674226
Pace Project No.: 92585897

Sample: TRIP BLANK **Lab ID: 92585897005** Collected: 02/02/22 00:00 Received: 02/02/22 17:57 Matrix: Water

Parameters	Results	Units	Report Limit	MDL	DF	Prepared	Analyzed	CAS No.	Qual
6200B MSV	Analytical Method: SM 6200B Pace Analytical Services - Charlotte								
1,1,2,2-Tetrachloroethane	ND	ug/L	0.50	0.22	1		02/03/22 15:28	79-34-5	
Tetrachloroethene	ND	ug/L	0.50	0.29	1		02/03/22 15:28	127-18-4	
Toluene	ND	ug/L	0.50	0.48	1		02/03/22 15:28	108-88-3	
1,2,3-Trichlorobenzene	ND	ug/L	2.0	0.81	1		02/03/22 15:28	87-61-6	
1,2,4-Trichlorobenzene	ND	ug/L	2.0	0.64	1		02/03/22 15:28	120-82-1	
1,1,1-Trichloroethane	ND	ug/L	0.50	0.33	1		02/03/22 15:28	71-55-6	
1,1,2-Trichloroethane	ND	ug/L	0.50	0.32	1		02/03/22 15:28	79-00-5	
Trichloroethene	ND	ug/L	0.50	0.38	1		02/03/22 15:28	79-01-6	
Trichlorofluoromethane	ND	ug/L	1.0	0.30	1		02/03/22 15:28	75-69-4	
1,2,3-Trichloropropane	ND	ug/L	0.50	0.26	1		02/03/22 15:28	96-18-4	
1,2,4-Trimethylbenzene	ND	ug/L	0.50	0.50	1		02/03/22 15:28	95-63-6	
1,3,5-Trimethylbenzene	ND	ug/L	0.50	0.33	1		02/03/22 15:28	108-67-8	
Vinyl chloride	ND	ug/L	1.0	0.39	1		02/03/22 15:28	75-01-4	
m&p-Xylene	ND	ug/L	1.0	0.71	1		02/03/22 15:28	179601-23-1	
o-Xylene	ND	ug/L	0.50	0.34	1		02/03/22 15:28	95-47-6	
Surrogates									
1,2-Dichloroethane-d4 (S)	97	%	70-130		1		02/03/22 15:28	17060-07-0	
4-Bromofluorobenzene (S)	99	%	70-130		1		02/03/22 15:28	460-00-4	
Toluene-d8 (S)	99	%	70-130		1		02/03/22 15:28	2037-26-5	

REPORT OF LABORATORY ANALYSIS

This report shall not be reproduced, except in full,
without the written consent of Pace Analytical Services, LLC.

Pace Analytical Services, LLC
9800 Kincey Ave. Suite 100
Huntersville, NC 28078
(704)875-9092

ANALYTICAL RESULTS

Project: CPC Huntersville-60674226
Pace Project No.: 92585897

Sample: MW-16 **Lab ID: 92585897006** Collected: 02/02/22 15:45 Received: 02/02/22 17:57 Matrix: Water

Parameters	Results	Units	Report Limit	MDL	DF	Prepared	Analyzed	CAS No.	Qual
VPH NC Water	Analytical Method: MADEP VPH Pace Analytical Services - Charlotte								
Total VPH (C5-C12)	ND	ug/L	50.0	50.0	1		02/03/22 22:44		N2
Aliphatic (C05-C08)	ND	ug/L	50.0	50.0	1		02/03/22 22:44		N2
Aliphatic(C09-C12) Adjusted	ND	ug/L	50.0	50.0	1		02/03/22 22:44		N2
Aromatic (C09-C10)	ND	ug/L	50.0	50.0	1		02/03/22 22:44		N2
Surrogates									
4-Bromofluorobenzene (FID) (S)	100	%	70-130		1		02/03/22 22:44	460-00-4	
4-Bromofluorobenzene (PID) (S)	96	%	70-130		1		02/03/22 22:44	460-00-4	
6010 MET ICP	Analytical Method: EPA 6010D Preparation Method: EPA 3010A Pace Analytical Services - Asheville								
Lead	ND	ug/L	5.0	4.5	1	02/04/22 00:23	02/04/22 10:32	7439-92-1	
6200B MSV	Analytical Method: SM 6200B Pace Analytical Services - Charlotte								
Benzene	ND	ug/L	0.50	0.34	1		02/03/22 17:18	71-43-2	
Bromobenzene	ND	ug/L	0.50	0.29	1		02/03/22 17:18	108-86-1	
Bromochloromethane	ND	ug/L	0.50	0.47	1		02/03/22 17:18	74-97-5	
Bromodichloromethane	ND	ug/L	0.50	0.31	1		02/03/22 17:18	75-27-4	
Bromoform	ND	ug/L	0.50	0.34	1		02/03/22 17:18	75-25-2	
Bromomethane	ND	ug/L	5.0	1.7	1		02/03/22 17:18	74-83-9	
n-Butylbenzene	ND	ug/L	0.50	0.49	1		02/03/22 17:18	104-51-8	
sec-Butylbenzene	ND	ug/L	0.50	0.40	1		02/03/22 17:18	135-98-8	
tert-Butylbenzene	ND	ug/L	0.50	0.32	1		02/03/22 17:18	98-06-6	
Carbon tetrachloride	ND	ug/L	0.50	0.33	1		02/03/22 17:18	56-23-5	
Chlorobenzene	ND	ug/L	0.50	0.28	1		02/03/22 17:18	108-90-7	
Chloroethane	ND	ug/L	1.0	0.65	1		02/03/22 17:18	75-00-3	
Chloroform	ND	ug/L	0.50	0.35	1		02/03/22 17:18	67-66-3	
Chloromethane	ND	ug/L	1.0	0.54	1		02/03/22 17:18	74-87-3	
2-Chlorotoluene	ND	ug/L	0.50	0.32	1		02/03/22 17:18	95-49-8	
4-Chlorotoluene	ND	ug/L	0.50	0.32	1		02/03/22 17:18	106-43-4	
1,2-Dibromo-3-chloropropane	ND	ug/L	1.0	0.34	1		02/03/22 17:18	96-12-8	
Dibromochloromethane	ND	ug/L	0.50	0.36	1		02/03/22 17:18	124-48-1	
1,2-Dibromoethane (EDB)	ND	ug/L	0.50	0.27	1		02/03/22 17:18	106-93-4	
Dibromomethane	ND	ug/L	0.50	0.39	1		02/03/22 17:18	74-95-3	
1,2-Dichlorobenzene	ND	ug/L	0.50	0.34	1		02/03/22 17:18	95-50-1	
1,3-Dichlorobenzene	ND	ug/L	0.50	0.34	1		02/03/22 17:18	541-73-1	
1,4-Dichlorobenzene	ND	ug/L	0.50	0.33	1		02/03/22 17:18	106-46-7	
Dichlorodifluoromethane	ND	ug/L	0.50	0.35	1		02/03/22 17:18	75-71-8	
1,1-Dichloroethane	ND	ug/L	0.50	0.37	1		02/03/22 17:18	75-34-3	
1,2-Dichloroethane	ND	ug/L	0.50	0.32	1		02/03/22 17:18	107-06-2	
1,1-Dichloroethene	ND	ug/L	0.50	0.35	1		02/03/22 17:18	75-35-4	
cis-1,2-Dichloroethene	ND	ug/L	0.50	0.38	1		02/03/22 17:18	156-59-2	
trans-1,2-Dichloroethene	ND	ug/L	0.50	0.40	1		02/03/22 17:18	156-60-5	
1,2-Dichloropropane	ND	ug/L	0.50	0.36	1		02/03/22 17:18	78-87-5	
1,3-Dichloropropane	ND	ug/L	0.50	0.28	1		02/03/22 17:18	142-28-9	

REPORT OF LABORATORY ANALYSIS

This report shall not be reproduced, except in full,
without the written consent of Pace Analytical Services, LLC.

Pace Analytical Services, LLC
9800 Kincey Ave. Suite 100
Huntersville, NC 28078
(704)875-9092

ANALYTICAL RESULTS

Project: CPC Huntersville-60674226
Pace Project No.: 92585897

Sample: MW-16 **Lab ID: 92585897006** Collected: 02/02/22 15:45 Received: 02/02/22 17:57 Matrix: Water

Parameters	Results	Units	Report Limit	MDL	DF	Prepared	Analyzed	CAS No.	Qual
6200B MSV	Analytical Method: SM 6200B Pace Analytical Services - Charlotte								
2,2-Dichloropropane	ND	ug/L	0.50	0.39	1		02/03/22 17:18	594-20-7	IL
1,1-Dichloropropene	ND	ug/L	0.50	0.43	1		02/03/22 17:18	563-58-6	
cis-1,3-Dichloropropene	ND	ug/L	0.50	0.36	1		02/03/22 17:18	10061-01-5	
trans-1,3-Dichloropropene	ND	ug/L	0.50	0.36	1		02/03/22 17:18	10061-02-6	
Diisopropyl ether	ND	ug/L	0.50	0.31	1		02/03/22 17:18	108-20-3	
Ethylbenzene	ND	ug/L	0.50	0.30	1		02/03/22 17:18	100-41-4	
Hexachloro-1,3-butadiene	ND	ug/L	2.0	1.5	1		02/03/22 17:18	87-68-3	
Isopropylbenzene (Cumene)	ND	ug/L	0.50	0.33	1		02/03/22 17:18	98-82-8	
Methylene Chloride	ND	ug/L	2.0	2.0	1		02/03/22 17:18	75-09-2	
Methyl-tert-butyl ether	ND	ug/L	0.50	0.42	1		02/03/22 17:18	1634-04-4	
Naphthalene	ND	ug/L	2.0	0.64	1		02/03/22 17:18	91-20-3	
n-Propylbenzene	ND	ug/L	0.50	0.34	1		02/03/22 17:18	103-65-1	
Styrene	ND	ug/L	0.50	0.29	1		02/03/22 17:18	100-42-5	
1,1,1,2-Tetrachloroethane	ND	ug/L	0.50	0.31	1		02/03/22 17:18	630-20-6	
1,1,2,2-Tetrachloroethane	ND	ug/L	0.50	0.22	1		02/03/22 17:18	79-34-5	
Tetrachloroethene	ND	ug/L	0.50	0.29	1		02/03/22 17:18	127-18-4	
Toluene	ND	ug/L	0.50	0.48	1		02/03/22 17:18	108-88-3	
1,2,3-Trichlorobenzene	ND	ug/L	2.0	0.81	1		02/03/22 17:18	87-61-6	
1,2,4-Trichlorobenzene	ND	ug/L	2.0	0.64	1		02/03/22 17:18	120-82-1	
1,1,1-Trichloroethane	ND	ug/L	0.50	0.33	1		02/03/22 17:18	71-55-6	
1,1,2-Trichloroethane	ND	ug/L	0.50	0.32	1		02/03/22 17:18	79-00-5	
Trichloroethene	ND	ug/L	0.50	0.38	1		02/03/22 17:18	79-01-6	
Trichlorofluoromethane	ND	ug/L	1.0	0.30	1		02/03/22 17:18	75-69-4	
1,2,3-Trichloropropane	ND	ug/L	0.50	0.26	1		02/03/22 17:18	96-18-4	
1,2,4-Trimethylbenzene	ND	ug/L	0.50	0.50	1		02/03/22 17:18	95-63-6	
1,3,5-Trimethylbenzene	ND	ug/L	0.50	0.33	1		02/03/22 17:18	108-67-8	
Vinyl chloride	ND	ug/L	1.0	0.39	1		02/03/22 17:18	75-01-4	
m&p-Xylene	ND	ug/L	1.0	0.71	1		02/03/22 17:18	179601-23-1	
o-Xylene	ND	ug/L	0.50	0.34	1		02/03/22 17:18	95-47-6	
Surrogates									
1,2-Dichloroethane-d4 (S)	97	%	70-130		1		02/03/22 17:18	17060-07-0	
4-Bromofluorobenzene (S)	98	%	70-130		1		02/03/22 17:18	460-00-4	
Toluene-d8 (S)	97	%	70-130		1		02/03/22 17:18	2037-26-5	

REPORT OF LABORATORY ANALYSIS

This report shall not be reproduced, except in full,
without the written consent of Pace Analytical Services, LLC.

Pace Analytical Services, LLC
9800 Kincey Ave. Suite 100
Huntersville, NC 28078
(704)875-9092

QUALITY CONTROL DATA

Project: CPC Huntersville-60674226
Pace Project No.: 92585897

QC Batch: 675937 Analysis Method: MADEP VPH
QC Batch Method: MADEP VPH Analysis Description: VPH NC Water
Laboratory: Pace Analytical Services - Charlotte
Associated Lab Samples: 92585897001, 92585897002, 92585897003, 92585897004, 92585897006

METHOD BLANK: 3538019 Matrix: Water
Associated Lab Samples: 92585897001, 92585897002, 92585897003, 92585897004, 92585897006

Parameter	Units	Blank Result	Reporting Limit	MDL	Analyzed	Qualifiers
Aliphatic (C05-C08)	ug/L	ND	50.0	50.0	02/03/22 16:57	N2
Aromatic (C09-C10)	ug/L	ND	50.0	50.0	02/03/22 16:57	N2
4-Bromofluorobenzene (FID) (S)	%	96	70-130		02/03/22 16:57	
4-Bromofluorobenzene (PID) (S)	%	94	70-130		02/03/22 16:57	

LABORATORY CONTROL SAMPLE & LCSD: 3538020 3538021

Parameter	Units	Spike Conc.	LCS Result	LCSD Result	LCS % Rec	LCSD % Rec	% Rec Limits	RPD	Max RPD	Qualifiers
Aliphatic (C05-C08)	ug/L	300	359	357	120	119	70-130	0	25	N2
Aromatic (C09-C10)	ug/L	100	95.1	95.1	95	95	70-130	0	25	N2
4-Bromofluorobenzene (FID) (S)	%				101	102	70-130			
4-Bromofluorobenzene (PID) (S)	%				96	97	70-130			

Results presented on this page are in the units indicated by the "Units" column except where an alternate unit is presented to the right of the result.

REPORT OF LABORATORY ANALYSIS

This report shall not be reproduced, except in full,
without the written consent of Pace Analytical Services, LLC.

Pace Analytical Services, LLC
9800 Kincey Ave. Suite 100
Huntersville, NC 28078
(704)875-9092

QUALITY CONTROL DATA

Project: CPC Huntersville-60674226
Pace Project No.: 92585897

QC Batch: 675994 — Analysis Method: EPA 6010D
QC Batch Method: EPA 3010A — Analysis Description: 6010 MET
Laboratory: Pace Analytical Services - Asheville
Associated Lab Samples: 92585897001, 92585897002, 92585897003, 92585897006

METHOD BLANK: 3538273 — Matrix: Water
Associated Lab Samples: 92585897001, 92585897002, 92585897003, 92585897006

Parameter	Units	Blank Result	Reporting Limit	MDL	Analyzed	Qualifiers
Lead	ug/L	ND	5.0	4.5	02/04/22 10:04	

LABORATORY CONTROL SAMPLE: 3538274

Parameter	Units	Spike Conc.	LCS Result	LCS % Rec	% Rec Limits	Qualifiers
Lead	ug/L	500	455	91	80-120	

MATRIX SPIKE & MATRIX SPIKE DUPLICATE: 3538275 — 3538276

Parameter	Units	92585897001 Result	MS Spike Conc.	MSD Spike Conc.	MS Result	MSD Result	MS % Rec	MSD % Rec	% Rec Limits	RPD	Max RPD	Qual
Lead	ug/L	ND	500	500	447	438	89	88	75-125	2	20	

Results presented on this page are in the units indicated by the "Units" column except where an alternate unit is presented to the right of the result.

REPORT OF LABORATORY ANALYSIS

This report shall not be reproduced, except in full,
without the written consent of Pace Analytical Services, LLC.

Pace Analytical Services, LLC
9800 Kincey Ave. Suite 100
Huntersville, NC 28078
(704)875-9092

QUALITY CONTROL DATA

Project: CPC Huntersville-60674226
Pace Project No.: 92585897

QC Batch: 675880 Analysis Method: SM 6200B
QC Batch Method: SM 6200B Analysis Description: 6200B MSV
Laboratory: Pace Analytical Services - Charlotte
Associated Lab Samples: 92585897001, 92585897002, 92585897003, 92585897004, 92585897005, 92585897006

METHOD BLANK: 3537529 Matrix: Water
Associated Lab Samples: 92585897001, 92585897002, 92585897003, 92585897004, 92585897005, 92585897006

Parameter	Units	Blank Result	Reporting Limit	MDL	Analyzed	Qualifiers
1,1,1,2-Tetrachloroethane	ug/L	ND	0.50	0.31	02/03/22 14:51	
1,1,1-Trichloroethane	ug/L	ND	0.50	0.33	02/03/22 14:51	
1,1,2,2-Tetrachloroethane	ug/L	ND	0.50	0.22	02/03/22 14:51	
1,1,2-Trichloroethane	ug/L	ND	0.50	0.32	02/03/22 14:51	
1,1-Dichloroethane	ug/L	ND	0.50	0.37	02/03/22 14:51	
1,1-Dichloroethene	ug/L	ND	0.50	0.35	02/03/22 14:51	
1,1-Dichloropropene	ug/L	ND	0.50	0.43	02/03/22 14:51	
1,2,3-Trichlorobenzene	ug/L	ND	2.0	0.81	02/03/22 14:51	
1,2,3-Trichloropropane	ug/L	ND	0.50	0.26	02/03/22 14:51	
1,2,4-Trichlorobenzene	ug/L	ND	2.0	0.64	02/03/22 14:51	
1,2,4-Trimethylbenzene	ug/L	ND	0.50	0.50	02/03/22 14:51	
1,2-Dibromo-3-chloropropane	ug/L	ND	1.0	0.34	02/03/22 14:51	
1,2-Dibromoethane (EDB)	ug/L	ND	0.50	0.27	02/03/22 14:51	
1,2-Dichlorobenzene	ug/L	ND	0.50	0.34	02/03/22 14:51	
1,2-Dichloroethane	ug/L	ND	0.50	0.32	02/03/22 14:51	
1,2-Dichloropropane	ug/L	ND	0.50	0.36	02/03/22 14:51	
1,3,5-Trimethylbenzene	ug/L	ND	0.50	0.33	02/03/22 14:51	
1,3-Dichlorobenzene	ug/L	ND	0.50	0.34	02/03/22 14:51	
1,3-Dichloropropane	ug/L	ND	0.50	0.28	02/03/22 14:51	
1,4-Dichlorobenzene	ug/L	ND	0.50	0.33	02/03/22 14:51	
2,2-Dichloropropane	ug/L	ND	0.50	0.39	02/03/22 14:51	IL
2-Chlorotoluene	ug/L	ND	0.50	0.32	02/03/22 14:51	
4-Chlorotoluene	ug/L	ND	0.50	0.32	02/03/22 14:51	
Benzene	ug/L	ND	0.50	0.34	02/03/22 14:51	
Bromobenzene	ug/L	ND	0.50	0.29	02/03/22 14:51	
Bromochloromethane	ug/L	ND	0.50	0.47	02/03/22 14:51	
Bromodichloromethane	ug/L	ND	0.50	0.31	02/03/22 14:51	
Bromoform	ug/L	ND	0.50	0.34	02/03/22 14:51	
Bromomethane	ug/L	ND	5.0	1.7	02/03/22 14:51	
Carbon tetrachloride	ug/L	ND	0.50	0.33	02/03/22 14:51	
Chlorobenzene	ug/L	ND	0.50	0.28	02/03/22 14:51	
Chloroethane	ug/L	ND	1.0	0.65	02/03/22 14:51	
Chloroform	ug/L	ND	0.50	0.35	02/03/22 14:51	
Chloromethane	ug/L	ND	1.0	0.54	02/03/22 14:51	
cis-1,2-Dichloroethene	ug/L	ND	0.50	0.38	02/03/22 14:51	
cis-1,3-Dichloropropene	ug/L	ND	0.50	0.36	02/03/22 14:51	
Dibromochloromethane	ug/L	ND	0.50	0.36	02/03/22 14:51	
Dibromomethane	ug/L	ND	0.50	0.39	02/03/22 14:51	
Dichlorodifluoromethane	ug/L	ND	0.50	0.35	02/03/22 14:51	
Diisopropyl ether	ug/L	ND	0.50	0.31	02/03/22 14:51	

Results presented on this page are in the units indicated by the "Units" column except where an alternate unit is presented to the right of the result.

REPORT OF LABORATORY ANALYSIS

This report shall not be reproduced, except in full,
without the written consent of Pace Analytical Services, LLC.

Pace Analytical Services, LLC
9800 Kincey Ave. Suite 100
Huntersville, NC 28078
(704)875-9092

QUALITY CONTROL DATA

Project: CPC Huntersville-60674226
Pace Project No.: 92585897

METHOD BLANK: 3537529 Matrix: Water
Associated Lab Samples: 92585897001, 92585897002, 92585897003, 92585897004, 92585897005, 92585897006

Parameter	Units	Blank Result	Reporting Limit	MDL	Analyzed	Qualifiers
Ethylbenzene	ug/L	ND	0.50	0.30	02/03/22 14:51	
Hexachloro-1,3-butadiene	ug/L	ND	2.0	1.5	02/03/22 14:51	
Isopropylbenzene (Cumene)	ug/L	ND	0.50	0.33	02/03/22 14:51	
m&p-Xylene	ug/L	ND	1.0	0.71	02/03/22 14:51	
Methyl-tert-butyl ether	ug/L	ND	0.50	0.42	02/03/22 14:51	
Methylene Chloride	ug/L	ND	2.0	2.0	02/03/22 14:51	
n-Butylbenzene	ug/L	ND	0.50	0.49	02/03/22 14:51	
n-Propylbenzene	ug/L	ND	0.50	0.34	02/03/22 14:51	
Naphthalene	ug/L	ND	2.0	0.64	02/03/22 14:51	
o-Xylene	ug/L	ND	0.50	0.34	02/03/22 14:51	
sec-Butylbenzene	ug/L	ND	0.50	0.40	02/03/22 14:51	
Styrene	ug/L	ND	0.50	0.29	02/03/22 14:51	
tert-Butylbenzene	ug/L	ND	0.50	0.32	02/03/22 14:51	
Tetrachloroethene	ug/L	ND	0.50	0.29	02/03/22 14:51	
Toluene	ug/L	ND	0.50	0.48	02/03/22 14:51	
trans-1,2-Dichloroethene	ug/L	ND	0.50	0.40	02/03/22 14:51	
trans-1,3-Dichloropropene	ug/L	ND	0.50	0.36	02/03/22 14:51	
Trichloroethene	ug/L	ND	0.50	0.38	02/03/22 14:51	
Trichlorofluoromethane	ug/L	ND	1.0	0.30	02/03/22 14:51	
Vinyl chloride	ug/L	ND	1.0	0.39	02/03/22 14:51	
1,2-Dichloroethane-d4 (S)	%	96	70-130		02/03/22 14:51	
4-Bromofluorobenzene (S)	%	96	70-130		02/03/22 14:51	
Toluene-d8 (S)	%	97	70-130		02/03/22 14:51	

LABORATORY CONTROL SAMPLE: 3537530

Parameter	Units	Spike Conc.	LCS Result	LCS % Rec	% Rec Limits	Qualifiers
1,1,1,2-Tetrachloroethane	ug/L	50	48.2	96	60-140	
1,1,1-Trichloroethane	ug/L	50	40.9	82	60-140	
1,1,2,2-Tetrachloroethane	ug/L	50	44.2	88	60-140	
1,1,2-Trichloroethane	ug/L	50	43.7	87	60-140	
1,1-Dichloroethane	ug/L	50	40.7	81	60-140	
1,1-Dichloroethene	ug/L	50	40.4	81	60-140	
1,1-Dichloropropene	ug/L	50	43.6	87	60-140	
1,2,3-Trichlorobenzene	ug/L	50	48.5	97	60-140	
1,2,3-Trichloropropane	ug/L	50	47.0	94	60-140	
1,2,4-Trichlorobenzene	ug/L	50	50.1	100	60-140	
1,2,4-Trimethylbenzene	ug/L	50	44.3	89	60-140	
1,2-Dibromo-3-chloropropane	ug/L	50	47.5	95	60-140	
1,2-Dibromoethane (EDB)	ug/L	50	45.5	91	60-140	
1,2-Dichlorobenzene	ug/L	50	47.0	94	60-140	
1,2-Dichloroethane	ug/L	50	41.1	82	60-140	
1,2-Dichloropropane	ug/L	50	43.6	87	60-140	
1,3,5-Trimethylbenzene	ug/L	50	46.1	92	60-140	

Results presented on this page are in the units indicated by the "Units" column except where an alternate unit is presented to the right of the result.

REPORT OF LABORATORY ANALYSIS

This report shall not be reproduced, except in full,
without the written consent of Pace Analytical Services, LLC.

Pace Analytical Services, LLC
9800 Kincey Ave. Suite 100
Huntersville, NC 28078
(704)875-9092

QUALITY CONTROL DATA

Project: CPC Huntersville-60674226
Pace Project No.: 92585897

LABORATORY CONTROL SAMPLE: 3537530

Parameter	Units	Spike Conc.	LCS Result	LCS % Rec	% Rec Limits	Qualifiers
1,3-Dichlorobenzene	ug/L	50	46.8	94	60-140	
1,3-Dichloropropane	ug/L	50	46.5	93	60-140	
1,4-Dichlorobenzene	ug/L	50	46.9	94	60-140	
2,2-Dichloropropane	ug/L	50	41.8	84	60-140	IL
2-Chlorotoluene	ug/L	50	47.4	95	60-140	
4-Chlorotoluene	ug/L	50	44.8	90	60-140	
Benzene	ug/L	50	44.2	88	60-140	
Bromobenzene	ug/L	50	48.6	97	60-140	
Bromochloromethane	ug/L	50	43.2	86	60-140	
Bromodichloromethane	ug/L	50	43.9	88	60-140	
Bromoform	ug/L	50	47.6	95	60-140	
Bromomethane	ug/L	50	56.2	112	60-140	
Carbon tetrachloride	ug/L	50	44.9	90	60-140	
Chlorobenzene	ug/L	50	46.5	93	60-140	
Chloroethane	ug/L	50	37.3	75	60-140	
Chloroform	ug/L	50	43.4	87	60-140	
Chloromethane	ug/L	50	43.9	88	60-140	
cis-1,2-Dichloroethene	ug/L	50	41.7	83	60-140	
cis-1,3-Dichloropropene	ug/L	50	45.7	91	60-140	
Dibromochloromethane	ug/L	50	43.2	86	60-140	
Dibromomethane	ug/L	50	46.6	93	60-140	
Dichlorodifluoromethane	ug/L	50	57.7	115	60-140	
Diisopropyl ether	ug/L	50	37.0	74	60-140	
Ethylbenzene	ug/L	50	45.7	91	60-140	
Hexachloro-1,3-butadiene	ug/L	50	51.4	103	60-140	
Isopropylbenzene (Cumene)	ug/L	50	46.4	93	60-140	
m&p-Xylene	ug/L	100	91.4	91	60-140	
Methyl-tert-butyl ether	ug/L	50	41.6	83	60-140	
Methylene Chloride	ug/L	50	38.4	77	60-140	
n-Butylbenzene	ug/L	50	44.9	90	60-140	
n-Propylbenzene	ug/L	50	45.4	91	60-140	
Naphthalene	ug/L	50	47.0	94	60-140	
o-Xylene	ug/L	50	46.3	93	60-140	
sec-Butylbenzene	ug/L	50	45.9	92	60-140	
Styrene	ug/L	50	46.4	93	60-140	
tert-Butylbenzene	ug/L	50	46.8	94	60-140	
Tetrachloroethene	ug/L	50	48.5	97	60-140	
Toluene	ug/L	50	43.9	88	60-140	
trans-1,2-Dichloroethene	ug/L	50	41.6	83	60-140	
trans-1,3-Dichloropropene	ug/L	50	45.5	91	60-140	
Trichloroethene	ug/L	50	47.3	95	60-140	
Trichlorofluoromethane	ug/L	50	38.6	77	60-140	
Vinyl chloride	ug/L	50	46.7	93	60-140	
1,2-Dichloroethane-d4 (S)	%			101	70-130	
4-Bromofluorobenzene (S)	%			96	70-130	
Toluene-d8 (S)	%			98	70-130	

Results presented on this page are in the units indicated by the "Units" column except where an alternate unit is presented to the right of the result.

REPORT OF LABORATORY ANALYSIS

This report shall not be reproduced, except in full,
without the written consent of Pace Analytical Services, LLC.

Pace Analytical Services, LLC
9800 Kincey Ave. Suite 100
Huntersville, NC 28078
(704)875-9092

QUALITY CONTROL DATA

Project: CPC Huntersville-60674226
Pace Project No.: 92585897

MATRIX SPIKE & MATRIX SPIKE DUPLICATE: 3537531 3537532

Parameter	Units	92585186014 Result	MS Spike Conc.	MSD Spike Conc.	MS Result	MSD Result	MS % Rec	MSD % Rec	% Rec Limits	RPD	Max RPD	Qual
1,1,1,2-Tetrachloroethane	ug/L	ND	500	500	563	577	113	115	60-140	3	30	
1,1,1-Trichloroethane	ug/L	ND	500	500	511	522	102	104	60-140	2	30	
1,1,2,2-Tetrachloroethane	ug/L	ND	500	500	510	530	102	106	60-140	4	30	
1,1,2-Trichloroethane	ug/L	ND	500	500	516	521	103	104	60-140	1	30	
1,1-Dichloroethane	ug/L	ND	500	500	502	515	100	103	60-140	3	30	
1,1-Dichloroethene	ug/L	ND	500	500	520	525	104	105	60-140	1	30	
1,1-Dichloropropene	ug/L	ND	500	500	541	547	108	109	60-140	1	30	
1,2,3-Trichlorobenzene	ug/L	ND	500	500	557	562	111	112	60-140	1	30	
1,2,3-Trichloropropane	ug/L	ND	500	500	532	490	106	98	60-140	8	30	
1,2,4-Trichlorobenzene	ug/L	ND	500	500	566	562	113	112	60-140	1	30	
1,2,4-Trimethylbenzene	ug/L	2970	500	500	3510	3540	108	114	60-140	1	30	
1,2-Dibromo-3-chloropropane	ug/L	ND	500	500	517	531	103	106	60-140	3	30	
1,2-Dibromoethane (EDB)	ug/L	ND	500	500	543	548	109	110	60-140	1	30	
1,2-Dichlorobenzene	ug/L	ND	500	500	549	558	110	112	60-140	2	30	
1,2-Dichloroethane	ug/L	35.6	500	500	527	537	98	100	60-140	2	30	
1,2-Dichloropropane	ug/L	ND	500	500	524	543	105	109	60-140	4	30	
1,3,5-Trimethylbenzene	ug/L	829	500	500	1380	1410	111	117	60-140	2	30	
1,3-Dichlorobenzene	ug/L	ND	500	500	557	561	111	112	60-140	1	30	
1,3-Dichloropropane	ug/L	ND	500	500	549	557	110	111	60-140	2	30	
1,4-Dichlorobenzene	ug/L	ND	500	500	550	559	110	112	60-140	2	30	
2,2-Dichloropropane	ug/L	ND	500	500	476	479	95	96	60-140	0	30	IL
2-Chlorotoluene	ug/L	ND	500	500	824	837	165	167	60-140	1	30	M1
4-Chlorotoluene	ug/L	ND	500	500	523	533	105	107	60-140	2	30	
Benzene	ug/L	612	500	500	1170	1180	111	113	60-140	1	30	
Bromobenzene	ug/L	ND	500	500	580	594	116	119	60-140	2	30	
Bromochloromethane	ug/L	ND	500	500	509	510	102	102	60-140	0	30	
Bromodichloromethane	ug/L	ND	500	500	507	521	101	104	60-140	3	30	
Bromoform	ug/L	ND	500	500	504	517	101	103	60-140	2	30	
Bromomethane	ug/L	ND	500	500	709	738	142	148	60-140	4	30	M1
Carbon tetrachloride	ug/L	ND	500	500	571	573	114	115	60-140	0	30	
Chlorobenzene	ug/L	ND	500	500	564	575	113	115	60-140	2	30	
Chloroethane	ug/L	ND	500	500	625	633	125	127	60-140	1	30	
Chloroform	ug/L	ND	500	500	504	513	101	103	60-140	2	30	
Chloromethane	ug/L	ND	500	500	540	548	106	108	60-140	1	30	
cis-1,2-Dichloroethene	ug/L	ND	500	500	501	510	100	102	60-140	2	30	
cis-1,3-Dichloropropene	ug/L	ND	500	500	518	536	104	107	60-140	3	30	
Dibromochloromethane	ug/L	ND	500	500	505	503	101	101	60-140	0	30	
Dibromomethane	ug/L	ND	500	500	529	546	106	109	60-140	3	30	
Dichlorodifluoromethane	ug/L	ND	500	500	735	742	147	148	60-140	1	30	M1
Diisopropyl ether	ug/L	87.6	500	500	546	541	92	91	60-140	1	30	
Ethylbenzene	ug/L	554	500	500	1120	1130	113	116	60-140	1	30	
Hexachloro-1,3-butadiene	ug/L	ND	500	500	586	600	117	120	60-140	2	30	
Isopropylbenzene (Cumene)	ug/L	92.9	500	500	663	675	114	116	60-140	2	30	
m&p-Xylene	ug/L	2800	1000	1000	3840	3880	104	108	60-140	1	30	

Results presented on this page are in the units indicated by the "Units" column except where an alternate unit is presented to the right of the result.

REPORT OF LABORATORY ANALYSIS

This report shall not be reproduced, except in full,
without the written consent of Pace Analytical Services, LLC.

Pace Analytical Services, LLC
9800 Kincey Ave. Suite 100
Huntersville, NC 28078
(704)875-9092

QUALITY CONTROL DATA

Project: CPC Huntersville-60674226
Pace Project No.: 92585897

MATRIX SPIKE & MATRIX SPIKE DUPLICATE: 3537531 3537532

Parameter	Units	92585186014 Result	MS Spike Conc.	MSD Spike Conc.	MS Result	MSD Result	MS % Rec	MSD % Rec	% Rec Limits	RPD	Max RPD	Qual
Methyl-tert-butyl ether	ug/L	ND	500	500	489	495	98	99	60-140	1	30	
Methylene Chloride	ug/L	ND	500	500	475	486	95	97	60-140	2	30	
n-Butylbenzene	ug/L	68.1	500	500	600	602	106	107	60-140	0	30	
n-Propylbenzene	ug/L	326	500	500	857	876	106	110	60-140	2	30	
Naphthalene	ug/L	1140	500	500	1650	1690	102	110	60-140	2	30	
o-Xylene	ug/L	1420	500	500	1980	1990	111	115	60-140	1	30	
sec-Butylbenzene	ug/L	ND	500	500	588	594	118	119	60-140	1	30	
Styrene	ug/L	ND	500	500	568	582	114	116	60-140	2	30	
tert-Butylbenzene	ug/L	ND	500	500	467	475	93	95	60-140	2	30	
Tetrachloroethene	ug/L	ND	500	500	583	581	117	116	60-140	0	30	
Toluene	ug/L	1170	500	500	1700	1690	105	104	60-140	0	30	
trans-1,2-Dichloroethene	ug/L	ND	500	500	519	523	104	105	60-140	1	30	
trans-1,3-Dichloropropene	ug/L	ND	500	500	509	523	102	105	60-140	3	30	
Trichloroethene	ug/L	ND	500	500	579	577	116	115	60-140	0	30	
Trichlorofluoromethane	ug/L	ND	500	500	557	569	111	114	60-140	2	30	
Vinyl chloride	ug/L	ND	500	500	579	593	116	119	60-140	2	30	
1,2-Dichloroethane-d4 (S)	%						98	97	70-130			
4-Bromofluorobenzene (S)	%						96	95	70-130			
Toluene-d8 (S)	%						97	97	70-130			

Results presented on this page are in the units indicated by the "Units" column except where an alternate unit is presented to the right of the result.

REPORT OF LABORATORY ANALYSIS

This report shall not be reproduced, except in full,
without the written consent of Pace Analytical Services, LLC.

Pace Analytical Services, LLC
9800 Kincey Ave. Suite 100
Huntersville, NC 28078
(704)875-9092

QUALIFIERS

Project: CPC Huntersville-60674226
Pace Project No.: 92585897

DEFINITIONS

DF - Dilution Factor, if reported, represents the factor applied to the reported data due to dilution of the sample aliquot.

ND - Not Detected at or above adjusted reporting limit.

TNTC - Too Numerous To Count

J - Estimated concentration above the adjusted method detection limit and below the adjusted reporting limit.

MDL - Adjusted Method Detection Limit.

PQL - Practical Quantitation Limit.

RL - Reporting Limit - The lowest concentration value that meets project requirements for quantitative data with known precision and bias for a specific analyte in a specific matrix.

S - Surrogate

1,2-Diphenylhydrazine decomposes to and cannot be separated from Azobenzene using Method 8270. The result for each analyte is a combined concentration.

Consistent with EPA guidelines, unrounded data are displayed and have been used to calculate % recovery and RPD values.

LCS(D) - Laboratory Control Sample (Duplicate)

MS(D) - Matrix Spike (Duplicate)

DUP - Sample Duplicate

RPD - Relative Percent Difference

NC - Not Calculable.

SG - Silica Gel - Clean-Up

U - Indicates the compound was analyzed for, but not detected.

Acid preservation may not be appropriate for 2 Chloroethylvinyl ether.

A separate vial preserved to a pH of 4-5 is recommended in SW846 Chapter 4 for the analysis of Acrolein and Acrylonitrile by EPA Method 8260.

N-Nitrosodiphenylamine decomposes and cannot be separated from Diphenylamine using Method 8270. The result reported for each analyte is a combined concentration.

Reported results are not rounded until the final step prior to reporting. Therefore, calculated parameters that are typically reported as "Total" may vary slightly from the sum of the reported component parameters.

Pace Analytical is TNI accredited. Contact your Pace PM for the current list of accredited analytes.

TNI - The NELAC Institute.

ANALYTE QUALIFIERS

IL	This analyte exceeded secondary source verification criteria low for the initial calibration. The reported results should be considered an estimated value.
M1	Matrix spike recovery exceeded QC limits. Batch accepted based on laboratory control sample (LCS) recovery.
N2	The lab does not hold NELAC/TNI accreditation for this parameter but other accreditations/certifications may apply. A complete list of accreditations/certifications is available upon request.

This report shall not be reproduced, except in full,
without the written consent of Pace Analytical Services, LLC.

Pace Analytical Services, LLC
9800 Kincey Ave. Suite 100
Huntersville, NC 28078
(704)875-9092

QUALITY CONTROL DATA CROSS REFERENCE TABLE

Project: CPC Huntersville-60674226
Pace Project No.: 92585897

Lab ID	Sample ID	QC Batch Method	QC Batch	Analytical Method	Analytical Batch
92585897001	**MW-80**	MADEP VPH	675937		
92585897002	**MW-78**	MADEP VPH	675937		
92585897003	**DUP-1-20220202**	MADEP VPH	675937		
92585897004	**FB-2-20220202**	MADEP VPH	675937		
92585897006	**MW-16**	MADEP VPH	675937		
92585897001	**MW-80**	EPA 3010A	675994	EPA 6010D	676006
92585897002	**MW-78**	EPA 3010A	675994	EPA 6010D	676006
92585897003	**DUP-1-20220202**	EPA 3010A	675994	EPA 6010D	676006
92585897006	**MW-16**	EPA 3010A	675994	EPA 6010D	676006
92585897001	**MW-80**	SM 6200B	675880		
92585897002	**MW-78**	SM 6200B	675880		
92585897003	**DUP-1-20220202**	SM 6200B	675880		
92585897004	**FB-2-20220202**	SM 6200B	675880		
92585897005	**TRIP BLANK**	SM 6200B	675880		
92585897006	**MW-16**	SM 6200B	675880		

This report shall not be reproduced, except in full,
without the written consent of Pace Analytical Services, LLC.

Pace Analytical	Document Name: Sample Condition Upon Receipt (SCUR)	Document Revised: November 15, 2021 Page 1 of 2
	Document No.: F-CAR-CS-033-Rev.08	Issuing Authority: Pace Carolinas Quality Office

Laboratory receiving samples:
Asheville ☐ Eden ☐ Greenwood ☐ Huntersville ☑ Raleigh ☐ Mechanicsville ☐ Atlanta ☐ Kernersville ☐

Sample Condition Upon Receipt

Client Name: AECOM

Project # WO# : 92585897

92585897

Courier: ☐ Commercial ☐ Fed Ex ☐ Pace ☐ UPS ☐ USPS ☐ Other:____ ☑ Client

Custody Seal Present? ☐ Yes ☑ No Seals Intact? ☐ Yes ☑ No

Date/Initials Person Examining Contents: MG 7-3-22

Packing Material: ☐ Bubble Wrap ☑ Bubble Bags ☐ None ☐ Other

Biological Tissue Frozen? ☐ Yes ☐ No ☑ N/A

Thermometer: ☑ IR Gun ID: 92T064

Type of Ice: ☑ Wet ☐ Blue ☐ None

Cooler Temp: 4.2, 1.1 Correction Factor: Add/Subtract (°C) 0

Cooler Temp Corrected (°C): 4.2, 1.1

Temp should be above freezing to 6°C
☐ Samples out of temp criteria. Samples on ice, cooling process has begun

USDA Regulated Soil (☑ N/A, water sample)

Did samples originate in a quarantine zone within the United States: CA, NY, or SC (check maps)? ☐ Yes ☐ No

Did samples originate from a foreign source (internationally, including Hawaii and Puerto Rico)? ☐ Yes ☐ No

				Comments/Discrepancy:
Chain of Custody Present?	☑ Yes	☐ No	☐ N/A	1.
Samples Arrived within Hold Time?	☑ Yes	☐ No	☐ N/A	2.
Short Hold Time Analysis (<72 hr.)?	☐ Yes	☑ No	☐ N/A	3.
Rush Turn Around Time Requested?	☐ Yes	☐ No	☐ N/A	4.
Sufficient Volume?	☑ Yes	☐ No	☐ N/A	5.
Correct Containers Used?	☑ Yes	☐ No	☐ N/A	6.
-Pace Containers Used?	☑ Yes	☐ No	☐ N/A	
Containers Intact?	☑ Yes	☐ No	☐ N/A	7.
Dissolved analysis: Samples Field Filtered?	☐ Yes	☐ No	☑ N/A	8.
Sample Labels Match COC? -Includes Date/Time/ID/Analysis Matrix: W1	☑ Yes	☐ No	☐ N/A	9.
Headspace in VOA Vials (>5-6mm)?	☐ Yes	☑ No	☐ N/A	10.
Trip Blank Present?	☑ Yes	☐ No	☐ N/A	11.
Trip Blank Custody Seals Present?	☑ Yes	☐ No	☐ N/A	

COMMENTS/SAMPLE DISCREPANCY

Field Data Required? ☐ Yes ☐ No

Lot ID of split containers:

CLIENT NOTIFICATION/RESOLUTION

Person contacted: _____ Date/Time: _____

Project Manager SCURF Review: _____ Date: _____

Project Manager SRF Review: _____ Date: _____

***Check mark top half of box if pH and/or dechlorination is verified and within the acceptance range for preservation samples.**

Exceptions: VOA, Coliform, TOC, Oil and Grease, DRO/8015 (water) DOC, LLHg

****Bottom half of box is to list number of bottles**

Project # WO#: 92585897

PM: BV Due Date: 02/07/22

CLIENT: 92-AECOM CHA

Items	BP4U-125 mL Plastic Unpreserved (N/A) (Cl-)	BP3U-250 mL Plastic Unpreserved (N/A)	BP2U-500 mL Plastic Unpreserved (N/A)	BP1U-1 liter Plastic Unpreserved (N/A)	BP4S-125 mL Plastic H2SO4 (pH < 2) (Cl-)	BP3N-250 mL plastic HNO3 (pH < 2)	BP4Z-125 mL Plastic ZN Acetate & NaOH (>9)	BP4B-125 mL Plastic NaOH (pH > 12) (Cl-)	WGFU-Wide-mouthed Glass Jar Unpreserved	AG1U-1 liter Amber Unpreserved (N/A) (Cl-)	AG1H-1 liter Amber HCl (pH < 2)	AG3U-250 mL Amber Unpreserved (N/A) (Cl-)	AG1S-1 liter Amber H2SO4 (pH < 2)	AG3S-250 mL Amber H2SO4 (pH < 2)	AG3A(DG3A)-250 mL Amber NH4Cl (N/A)(Cl-)	DG9H-40 mL VOA HCl (N/A)	VG9T-40 mL VOA Na2S2O3 (N/A)	VG9U-40 mL VOA Unpreserved (N/A)	DG9P-40 mL VOA H3PO4 (N/A)	VOAK (3 vials per kit)-5035 kit (N/A)	V/GK (3 vials per kit)-VPH/Gas kit (N/A)	SP5T-125 mL Sterile Plastic (N/A – lab)	SP2T-250 mL Sterile Plastic (N/A – lab)		BP3A-250 mL Plastic (NH2)2SO4 (9.3-9.7)	AGDU-100 mL Amber Unpreserved vials (N/A)	VSGU-20 mL Scintillation vials (N/A)	DG9U-40 mL Amber Unpreserved vials (N/A)
1						1										7													
2						1										7													
3						1										7													
4																7													
5																2													
6						1										7													
7																													
8																													
9																													
10																													
11																													
12																													

pH Adjustment Log for Preserved Samples

Sample ID	Type of Preservative	pH upon receipt	Date preservation adjusted	Time preservation adjusted	Amount of Preservative added	Lot #

Note: Whenever there is a discrepancy affecting North Carolina compliance samples, a copy of this form will be sent to the North Carolina DEHNR Certification Office (I.e. Out of hold, incorrect preservative, out of temp, incorrect containers.

Green

CHAIN-OF-CUSTODY / Analytical Request Document

The Chain-of-Custody is a LEGAL DOCUMENT. All relevant fields must be completed accurately.

Submitting a sample via this chain of custody constitutes acknowledgment and acceptance of the Pace Terms and Conditions found at https://info.pacelabs.com/hubfs/pas-standard-terms.pdf.

Page : 1 Of 1

Section A Required Client Information:		Section B Required Project Information:		Section C Invoice Information:	
Company:	AECOM	Report To:	Andy Wreschnig	Attention:	
Address:	6000 Fairview Road	Copy To:		Company Name:	
	Suite 200, Charlotte, NC 28210			Address:	
Email:	andrew.wreschnig@aecom.com	Purchase Order #:		Pace Quote:	60639876
Phone:	(704)716-0757 Fax:	Project Name:	CPC Huntersville-60639876	Pace Project Manager:	bonnie.vang@pacelabs.com,
Requested Due Date:	3-Day TAT	Project #:		Pace Profile #:	8458

Regulatory Agency

State / Location: NC

ITEM #	SAMPLE ID (One Character per box. (A-Z, 0-9 / , -) Sample Ids must be unique)	MATRIX CODE (see valid codes to left)	SAMPLE TYPE (G=GRAB C=COMP)	COLLECTED START DATE	COLLECTED START TIME	COLLECTED END DATE	COLLECTED END TIME	SAMPLE TEMP AT COLLECTION	# OF CONTAINERS	Preservatives: Unpreserved	H2SO4	HNO3	HCl	NaOH	Na2S2O3	Methanol	Other	Y/N	Analyses Test: 6200B	VPH	6010-Pb	n-butanol by 8015	Trip BLANK	DI Water	Residual Chlorine (Y/N)
1	MW-80	WT	G	2/2/22	1235				8			X	X						X	X	X				
2	MW-78	"	"	"	1030				"			"	"						"	"	"				
3	DUP-1-20220202	"	"	"	--				"			"	"						"	"	"				
4	FB-2-20220202				1505				7				X						X	X			X		
5	Trip Blank	Lab Provided							2														X		
6	MW-16	WT	G	2/2/22	1545				8			X	X						X	X	X				
7																									
8																									
9																									
10																									
11																									
12																									

ADDITIONAL COMMENTS	RELINQUISHED BY / AFFILIATION	DATE	TIME	ACCEPTED BY / AFFILIATION	DATE	TIME	SAMPLE CONDITIONS: TEMP in C	Received on Ice (Y/N)	Custody Sealed Cooler (Y/N)	Samples Intact (Y/N)
3-Day TAT	Mike de Kozlowski / AECOM	2/2/22	1715	MDG Pace HC	2-2-22	1757	4.2	Y	N	Y
							6.1			

SAMPLER NAME AND SIGNATURE

PRINT Name of SAMPLER: Mike de Kozlowski

SIGNATURE of SAMPLER: Mike de Kozlowski DATE Signed: 2/2/22

Green

Pace Analytical
www.pacelabs.com

CHAIN-OF-CUSTODY / Analytical Request Document

The Chain-of-Custody is a LEGAL DOCUMENT. All relevant fields must be completed accurately.

Submitting a sample via this chain of custody constitutes acknowledgment and acceptance of the Pace Terms and Conditions found at https://info.pacelabs.com/hubfs/pas-standard-terms.pdf.

Page : 1 Of 1

Section A Required Client Information:		Section B Required Project Information:		Section C Invoice Information:	
Company:	AECOM	Report To:	Andy Wreschnig	Attention:	
Address:	6000 Fairview Road	Copy To:		Company Name:	
Suite 200, Charlotte, NC 28210				Address:	
Email:	andrew.wreschnig@aecom.com	Purchase Order #:		Pace Quote:	60639876
Phone:	(704)716-0757 Fax	Project Name:	CPC Huntersville-60639876	Pace Project Manager:	bonnie.vang@pacelabs.com,
Requested Due Date:	3-Day TAT	Project #:		Pace Profile #:	8458

Regulatory Agency: State / Location: NC

Requested Analysis Filtered (Y/N)

ITEM #	SAMPLE ID (One Character per box. (A-Z, 0-9 / , -) Sample Ids must be unique)	MATRIX CODE (see valid codes to left)	SAMPLE TYPE (G=GRAB C=COMP)	COLLECTED START DATE	COLLECTED START TIME	COLLECTED END DATE	COLLECTED END TIME	SAMPLE TEMP AT COLLECTION	# OF CONTAINERS	Preservatives: Unpreserved	H2SO4	HNO3	HCl	NaOH	Na2S2O3	Methanol	Other	Analyses Test Y/N	8260B	VPH	6010-Pb	n-butanol by 8015	Trip BLANK	DI Water	Residual Chlorine (Y/N)	92585897
1	MW80	WT	G	2/1/22	1235				8			X	X						X	X	X					001
2	MW-78	"	"	"	1030				"			"	"						"	"	"					002
3	DUP-1-20220202	"	"	"	--				"			"	"						"	"	"					003
4	FB-2-20220202	"	"	"	1505				7				X						X	X						004
5	Trip Blank	Lab Provided							2														X			005
6	MW-16	WT	G	2/1/22	1545				8			X	X						X	X	X					006
7																										
8																										
9																										
10																										
11																										
12																										

ADDITIONAL COMMENTS	RELINQUISHED BY / AFFILIATION	DATE	TIME	ACCEPTED BY / AFFILIATION	DATE	TIME	SAMPLE CONDITIONS
3-Day TAT	Mike de Kozlowski / AECOM	2/2/22	1715	MDG Pace HC	2-2-22	1757	

SAMPLER NAME AND SIGNATURE

PRINT Name of SAMPLER: Mike de Kozlowski

SIGNATURE of SAMPLER: Mike de Kozlowski DATE Signed: 2/2/22

TEMP in C	Received on Ice (Y/N)	Custody Sealed Cooler (Y/N)	Samples Intact (Y/N)

WO# : 92585897

92585897

Pace Analytical Services, LLC
9800 Kincey Ave. Suite 100
Huntersville, NC 28078
(704)875-9092

February 07, 2022

Andrew Wreschnig
AECOM
6000 Fairview Road
Suite 200
Charlotte, NC 28210

RE: Project: CPC Huntersville-60674226
Pace Project No.: 92585899

Dear Andrew Wreschnig:

Enclosed are the analytical results for sample(s) received by the laboratory on February 02, 2022. The results relate only to the samples included in this report. Results reported herein conform to the applicable TNI/NELAC Standards and the laboratory's Quality Manual, where applicable, unless otherwise noted in the body of the report.

The test results provided in this final report were generated by each of the following laboratories within the Pace Network:

- Pace Analytical Services - Asheville
- Pace Analytical Services - Charlotte

If you have any questions concerning this report, please feel free to contact me.

Sincerely,

Bonnie Vang
bonnie.vang@pacelabs.com
(704)875-9092
Project Manager

Enclosures

cc: Teresa Amentt Jennings, AECOM
Jeff Morrison, Colonial Pipeline Company

This report shall not be reproduced, except in full,
without the written consent of Pace Analytical Services, LLC.

Pace Analytical Services, LLC
9800 Kincey Ave. Suite 100
Huntersville, NC 28078
(704)875-9092

CERTIFICATIONS

Project: CPC Huntersville-60674226
Pace Project No.: 92585899

Pace Analytical Services Charlotte

South Carolina Laboratory ID: 99006
9800 Kincey Ave. Ste 100, Huntersville, NC 28078
North Carolina Drinking Water Certification #: 37706
North Carolina Field Services Certification #: 5342
North Carolina Wastewater Certification #: 12
South Carolina Laboratory ID: 99006
South Carolina Certification #: 99006001
South Carolina Drinking Water Cert. #: 99006003
Florida/NELAP Certification #: E87627
Kentucky UST Certification #: 84
Louisiana DoH Drinking Water #: LA029
Virginia/VELAP Certification #: 460221

Pace Analytical Services Asheville

2225 Riverside Drive, Asheville, NC 28804
Florida/NELAP Certification #: E87648
North Carolina Drinking Water Certification #: 37712
North Carolina Wastewater Certification #: 40
South Carolina Laboratory ID: 99030
South Carolina Certification #: 99030001
Virginia/VELAP Certification #: 460222

This report shall not be reproduced, except in full,
without the written consent of Pace Analytical Services, LLC.

Pace Analytical Services, LLC
9800 Kincey Ave. Suite 100
Huntersville, NC 28078
(704)875-9092

SAMPLE SUMMARY

Project: CPC Huntersville-60674226
Pace Project No.: 92585899

Lab ID	Sample ID	Matrix	Date Collected	Date Received
92585899001	**MW-49**	Water	02/02/22 14:25	02/02/22 17:57
92585899002	**TRIP BLANK**	Water	02/02/22 00:00	02/02/22 17:57

This report shall not be reproduced, except in full,
without the written consent of Pace Analytical Services, LLC.

Pace Analytical Services, LLC
9800 Kincey Ave. Suite 100
Huntersville, NC 28078
(704)875-9092

SAMPLE ANALYTE COUNT

Project: CPC Huntersville-60674226
Pace Project No.: 92585899

Lab ID	Sample ID	Method	Analysts	Analytes Reported	Laboratory
92585899001	**MW-49**	MADEP VPH	MAD	6	PASI-C
		EPA 6010D	RDT	1	PASI-A
		SM 6200B	CL	63	PASI-C
92585899002	**TRIP BLANK**	SM 6200B	CL	63	PASI-C

PASI-A = Pace Analytical Services - Asheville
PASI-C = Pace Analytical Services - Charlotte

This report shall not be reproduced, except in full,
without the written consent of Pace Analytical Services, LLC.

Pace Analytical Services, LLC
9800 Kincey Ave. Suite 100
Huntersville, NC 28078
(704)875-9092

ANALYTICAL RESULTS

Project: CPC Huntersville-60674226
Pace Project No.: 92585899

Sample: MW-49 **Lab ID: 92585899001** Collected: 02/02/22 14:25 Received: 02/02/22 17:57 Matrix: Water

Parameters	Results	Units	Report Limit	MDL	DF	Prepared	Analyzed	CAS No.	Qual
VPH NC Water	Analytical Method: MADEP VPH Pace Analytical Services - Charlotte								
Total VPH (C5-C12)	ND	ug/L	50.0	50.0	1		02/03/22 23:13		N2
Aliphatic (C05-C08)	ND	ug/L	50.0	50.0	1		02/03/22 23:13		N2
Aliphatic(C09-C12) Adjusted	ND	ug/L	50.0	50.0	1		02/03/22 23:13		N2
Aromatic (C09-C10)	ND	ug/L	50.0	50.0	1		02/03/22 23:13		N2
Surrogates									
4-Bromofluorobenzene (FID) (S)	99	%	70-130		1		02/03/22 23:13	460-00-4	
4-Bromofluorobenzene (PID) (S)	95	%	70-130		1		02/03/22 23:13	460-00-4	
6010 MET ICP	Analytical Method: EPA 6010D Preparation Method: EPA 3010A Pace Analytical Services - Asheville								
Lead	ND	ug/L	5.0	4.5	1	02/04/22 00:23	02/04/22 10:43	7439-92-1	
6200B MSV	Analytical Method: SM 6200B Pace Analytical Services - Charlotte								
Benzene	ND	ug/L	0.50	0.34	1		02/03/22 18:13	71-43-2	
Bromobenzene	ND	ug/L	0.50	0.29	1		02/03/22 18:13	108-86-1	
Bromochloromethane	ND	ug/L	0.50	0.47	1		02/03/22 18:13	74-97-5	
Bromodichloromethane	ND	ug/L	0.50	0.31	1		02/03/22 18:13	75-27-4	
Bromoform	ND	ug/L	0.50	0.34	1		02/03/22 18:13	75-25-2	
Bromomethane	ND	ug/L	5.0	1.7	1		02/03/22 18:13	74-83-9	
n-Butylbenzene	ND	ug/L	0.50	0.49	1		02/03/22 18:13	104-51-8	
sec-Butylbenzene	ND	ug/L	0.50	0.40	1		02/03/22 18:13	135-98-8	
tert-Butylbenzene	ND	ug/L	0.50	0.32	1		02/03/22 18:13	98-06-6	
Carbon tetrachloride	ND	ug/L	0.50	0.33	1		02/03/22 18:13	56-23-5	
Chlorobenzene	ND	ug/L	0.50	0.28	1		02/03/22 18:13	108-90-7	
Chloroethane	ND	ug/L	1.0	0.65	1		02/03/22 18:13	75-00-3	
Chloroform	ND	ug/L	0.50	0.35	1		02/03/22 18:13	67-66-3	
Chloromethane	ND	ug/L	1.0	0.54	1		02/03/22 18:13	74-87-3	
2-Chlorotoluene	ND	ug/L	0.50	0.32	1		02/03/22 18:13	95-49-8	
4-Chlorotoluene	ND	ug/L	0.50	0.32	1		02/03/22 18:13	106-43-4	
1,2-Dibromo-3-chloropropane	ND	ug/L	1.0	0.34	1		02/03/22 18:13	96-12-8	
Dibromochloromethane	ND	ug/L	0.50	0.36	1		02/03/22 18:13	124-48-1	
1,2-Dibromoethane (EDB)	ND	ug/L	0.50	0.27	1		02/03/22 18:13	106-93-4	
Dibromomethane	ND	ug/L	0.50	0.39	1		02/03/22 18:13	74-95-3	
1,2-Dichlorobenzene	ND	ug/L	0.50	0.34	1		02/03/22 18:13	95-50-1	
1,3-Dichlorobenzene	ND	ug/L	0.50	0.34	1		02/03/22 18:13	541-73-1	
1,4-Dichlorobenzene	ND	ug/L	0.50	0.33	1		02/03/22 18:13	106-46-7	
Dichlorodifluoromethane	ND	ug/L	0.50	0.35	1		02/03/22 18:13	75-71-8	
1,1-Dichloroethane	ND	ug/L	0.50	0.37	1		02/03/22 18:13	75-34-3	
1,2-Dichloroethane	ND	ug/L	0.50	0.32	1		02/03/22 18:13	107-06-2	
1,1-Dichloroethene	ND	ug/L	0.50	0.35	1		02/03/22 18:13	75-35-4	
cis-1,2-Dichloroethene	ND	ug/L	0.50	0.38	1		02/03/22 18:13	156-59-2	
trans-1,2-Dichloroethene	ND	ug/L	0.50	0.40	1		02/03/22 18:13	156-60-5	
1,2-Dichloropropane	ND	ug/L	0.50	0.36	1		02/03/22 18:13	78-87-5	
1,3-Dichloropropane	ND	ug/L	0.50	0.28	1		02/03/22 18:13	142-28-9	

REPORT OF LABORATORY ANALYSIS

This report shall not be reproduced, except in full,
without the written consent of Pace Analytical Services, LLC.

Pace Analytical Services, LLC
9800 Kincey Ave. Suite 100
Huntersville, NC 28078
(704)875-9092

ANALYTICAL RESULTS

Project: CPC Huntersville-60674226
Pace Project No.: 92585899

Sample: MW-49 **Lab ID: 92585899001** Collected: 02/02/22 14:25 Received: 02/02/22 17:57 Matrix: Water

Parameters	Results	Units	Report Limit	MDL	DF	Prepared	Analyzed	CAS No.	Qual
6200B MSV	Analytical Method: SM 6200B Pace Analytical Services - Charlotte								
2,2-Dichloropropane	ND	ug/L	0.50	0.39	1		02/03/22 18:13	594-20-7	IL
1,1-Dichloropropene	ND	ug/L	0.50	0.43	1		02/03/22 18:13	563-58-6	
cis-1,3-Dichloropropene	ND	ug/L	0.50	0.36	1		02/03/22 18:13	10061-01-5	
trans-1,3-Dichloropropene	ND	ug/L	0.50	0.36	1		02/03/22 18:13	10061-02-6	
Diisopropyl ether	**0.81**	ug/L	0.50	0.31	1		02/03/22 18:13	108-20-3	
Ethylbenzene	ND	ug/L	0.50	0.30	1		02/03/22 18:13	100-41-4	
Hexachloro-1,3-butadiene	ND	ug/L	2.0	1.5	1		02/03/22 18:13	87-68-3	
Isopropylbenzene (Cumene)	ND	ug/L	0.50	0.33	1		02/03/22 18:13	98-82-8	
Methylene Chloride	ND	ug/L	2.0	2.0	1		02/03/22 18:13	75-09-2	
Methyl-tert-butyl ether	ND	ug/L	0.50	0.42	1		02/03/22 18:13	1634-04-4	
Naphthalene	ND	ug/L	2.0	0.64	1		02/03/22 18:13	91-20-3	
n-Propylbenzene	ND	ug/L	0.50	0.34	1		02/03/22 18:13	103-65-1	
Styrene	ND	ug/L	0.50	0.29	1		02/03/22 18:13	100-42-5	
1,1,1,2-Tetrachloroethane	ND	ug/L	0.50	0.31	1		02/03/22 18:13	630-20-6	
1,1,2,2-Tetrachloroethane	ND	ug/L	0.50	0.22	1		02/03/22 18:13	79-34-5	
Tetrachloroethene	ND	ug/L	0.50	0.29	1		02/03/22 18:13	127-18-4	
Toluene	ND	ug/L	0.50	0.48	1		02/03/22 18:13	108-88-3	
1,2,3-Trichlorobenzene	ND	ug/L	2.0	0.81	1		02/03/22 18:13	87-61-6	
1,2,4-Trichlorobenzene	ND	ug/L	2.0	0.64	1		02/03/22 18:13	120-82-1	
1,1,1-Trichloroethane	ND	ug/L	0.50	0.33	1		02/03/22 18:13	71-55-6	
1,1,2-Trichloroethane	ND	ug/L	0.50	0.32	1		02/03/22 18:13	79-00-5	
Trichloroethene	ND	ug/L	0.50	0.38	1		02/03/22 18:13	79-01-6	
Trichlorofluoromethane	ND	ug/L	1.0	0.30	1		02/03/22 18:13	75-69-4	
1,2,3-Trichloropropane	ND	ug/L	0.50	0.26	1		02/03/22 18:13	96-18-4	
1,2,4-Trimethylbenzene	ND	ug/L	0.50	0.50	1		02/03/22 18:13	95-63-6	
1,3,5-Trimethylbenzene	ND	ug/L	0.50	0.33	1		02/03/22 18:13	108-67-8	
Vinyl chloride	ND	ug/L	1.0	0.39	1		02/03/22 18:13	75-01-4	
m&p-Xylene	ND	ug/L	1.0	0.71	1		02/03/22 18:13	179601-23-1	
o-Xylene	ND	ug/L	0.50	0.34	1		02/03/22 18:13	95-47-6	
Surrogates									
1,2-Dichloroethane-d4 (S)	99	%	70-130		1		02/03/22 18:13	17060-07-0	
4-Bromofluorobenzene (S)	100	%	70-130		1		02/03/22 18:13	460-00-4	
Toluene-d8 (S)	97	%	70-130		1		02/03/22 18:13	2037-26-5	

REPORT OF LABORATORY ANALYSIS

This report shall not be reproduced, except in full,
without the written consent of Pace Analytical Services, LLC.

Pace Analytical Services, LLC
9800 Kincey Ave. Suite 100
Huntersville, NC 28078
(704)875-9092

ANALYTICAL RESULTS

Project: CPC Huntersville-60674226
Pace Project No.: 92585899

Sample: TRIP BLANK **Lab ID: 92585899002** Collected: 02/02/22 00:00 Received: 02/02/22 17:57 Matrix: Water

Parameters	Results	Units	Report Limit	MDL	DF	Prepared	Analyzed	CAS No.	Qual
6200B MSV	Analytical Method: SM 6200B Pace Analytical Services - Charlotte								
Benzene	ND	ug/L	0.50	0.34	1		02/03/22 15:46	71-43-2	
Bromobenzene	ND	ug/L	0.50	0.29	1		02/03/22 15:46	108-86-1	
Bromochloromethane	ND	ug/L	0.50	0.47	1		02/03/22 15:46	74-97-5	
Bromodichloromethane	ND	ug/L	0.50	0.31	1		02/03/22 15:46	75-27-4	
Bromoform	ND	ug/L	0.50	0.34	1		02/03/22 15:46	75-25-2	
Bromomethane	ND	ug/L	5.0	1.7	1		02/03/22 15:46	74-83-9	
n-Butylbenzene	ND	ug/L	0.50	0.49	1		02/03/22 15:46	104-51-8	
sec-Butylbenzene	ND	ug/L	0.50	0.40	1		02/03/22 15:46	135-98-8	
tert-Butylbenzene	ND	ug/L	0.50	0.32	1		02/03/22 15:46	98-06-6	
Carbon tetrachloride	ND	ug/L	0.50	0.33	1		02/03/22 15:46	56-23-5	
Chlorobenzene	ND	ug/L	0.50	0.28	1		02/03/22 15:46	108-90-7	
Chloroethane	ND	ug/L	1.0	0.65	1		02/03/22 15:46	75-00-3	
Chloroform	ND	ug/L	0.50	0.35	1		02/03/22 15:46	67-66-3	
Chloromethane	ND	ug/L	1.0	0.54	1		02/03/22 15:46	74-87-3	
2-Chlorotoluene	ND	ug/L	0.50	0.32	1		02/03/22 15:46	95-49-8	
4-Chlorotoluene	ND	ug/L	0.50	0.32	1		02/03/22 15:46	106-43-4	
1,2-Dibromo-3-chloropropane	ND	ug/L	1.0	0.34	1		02/03/22 15:46	96-12-8	
Dibromochloromethane	ND	ug/L	0.50	0.36	1		02/03/22 15:46	124-48-1	
1,2-Dibromoethane (EDB)	ND	ug/L	0.50	0.27	1		02/03/22 15:46	106-93-4	
Dibromomethane	ND	ug/L	0.50	0.39	1		02/03/22 15:46	74-95-3	
1,2-Dichlorobenzene	ND	ug/L	0.50	0.34	1		02/03/22 15:46	95-50-1	
1,3-Dichlorobenzene	ND	ug/L	0.50	0.34	1		02/03/22 15:46	541-73-1	
1,4-Dichlorobenzene	ND	ug/L	0.50	0.33	1		02/03/22 15:46	106-46-7	
Dichlorodifluoromethane	ND	ug/L	0.50	0.35	1		02/03/22 15:46	75-71-8	
1,1-Dichloroethane	ND	ug/L	0.50	0.37	1		02/03/22 15:46	75-34-3	
1,2-Dichloroethane	ND	ug/L	0.50	0.32	1		02/03/22 15:46	107-06-2	
1,1-Dichloroethene	ND	ug/L	0.50	0.35	1		02/03/22 15:46	75-35-4	
cis-1,2-Dichloroethene	ND	ug/L	0.50	0.38	1		02/03/22 15:46	156-59-2	
trans-1,2-Dichloroethene	ND	ug/L	0.50	0.40	1		02/03/22 15:46	156-60-5	
1,2-Dichloropropane	ND	ug/L	0.50	0.36	1		02/03/22 15:46	78-87-5	
1,3-Dichloropropane	ND	ug/L	0.50	0.28	1		02/03/22 15:46	142-28-9	
2,2-Dichloropropane	ND	ug/L	0.50	0.39	1		02/03/22 15:46	594-20-7	IL
1,1-Dichloropropene	ND	ug/L	0.50	0.43	1		02/03/22 15:46	563-58-6	
cis-1,3-Dichloropropene	ND	ug/L	0.50	0.36	1		02/03/22 15:46	10061-01-5	
trans-1,3-Dichloropropene	ND	ug/L	0.50	0.36	1		02/03/22 15:46	10061-02-6	
Diisopropyl ether	ND	ug/L	0.50	0.31	1		02/03/22 15:46	108-20-3	
Ethylbenzene	ND	ug/L	0.50	0.30	1		02/03/22 15:46	100-41-4	
Hexachloro-1,3-butadiene	ND	ug/L	2.0	1.5	1		02/03/22 15:46	87-68-3	
Isopropylbenzene (Cumene)	ND	ug/L	0.50	0.33	1		02/03/22 15:46	98-82-8	
Methylene Chloride	ND	ug/L	2.0	2.0	1		02/03/22 15:46	75-09-2	
Methyl-tert-butyl ether	ND	ug/L	0.50	0.42	1		02/03/22 15:46	1634-04-4	
Naphthalene	ND	ug/L	2.0	0.64	1		02/03/22 15:46	91-20-3	
n-Propylbenzene	ND	ug/L	0.50	0.34	1		02/03/22 15:46	103-65-1	
Styrene	ND	ug/L	0.50	0.29	1		02/03/22 15:46	100-42-5	
1,1,1,2-Tetrachloroethane	ND	ug/L	0.50	0.31	1		02/03/22 15:46	630-20-6	

REPORT OF LABORATORY ANALYSIS

This report shall not be reproduced, except in full,
without the written consent of Pace Analytical Services, LLC.

Pace Analytical Services, LLC
9800 Kincey Ave. Suite 100
Huntersville, NC 28078
(704)875-9092

ANALYTICAL RESULTS

Project: CPC Huntersville-60674226
Pace Project No.: 92585899

Sample: TRIP BLANK **Lab ID: 92585899002** Collected: 02/02/22 00:00 Received: 02/02/22 17:57 Matrix: Water

Parameters	Results	Units	Report Limit	MDL	DF	Prepared	Analyzed	CAS No.	Qual
6200B MSV	Analytical Method: SM 6200B Pace Analytical Services - Charlotte								
1,1,2,2-Tetrachloroethane	ND	ug/L	0.50	0.22	1		02/03/22 15:46	79-34-5	
Tetrachloroethene	ND	ug/L	0.50	0.29	1		02/03/22 15:46	127-18-4	
Toluene	ND	ug/L	0.50	0.48	1		02/03/22 15:46	108-88-3	
1,2,3-Trichlorobenzene	ND	ug/L	2.0	0.81	1		02/03/22 15:46	87-61-6	
1,2,4-Trichlorobenzene	ND	ug/L	2.0	0.64	1		02/03/22 15:46	120-82-1	
1,1,1-Trichloroethane	ND	ug/L	0.50	0.33	1		02/03/22 15:46	71-55-6	
1,1,2-Trichloroethane	ND	ug/L	0.50	0.32	1		02/03/22 15:46	79-00-5	
Trichloroethene	ND	ug/L	0.50	0.38	1		02/03/22 15:46	79-01-6	
Trichlorofluoromethane	ND	ug/L	1.0	0.30	1		02/03/22 15:46	75-69-4	
1,2,3-Trichloropropane	ND	ug/L	0.50	0.26	1		02/03/22 15:46	96-18-4	
1,2,4-Trimethylbenzene	ND	ug/L	0.50	0.50	1		02/03/22 15:46	95-63-6	
1,3,5-Trimethylbenzene	ND	ug/L	0.50	0.33	1		02/03/22 15:46	108-67-8	
Vinyl chloride	ND	ug/L	1.0	0.39	1		02/03/22 15:46	75-01-4	
m&p-Xylene	ND	ug/L	1.0	0.71	1		02/03/22 15:46	179601-23-1	
o-Xylene	ND	ug/L	0.50	0.34	1		02/03/22 15:46	95-47-6	
Surrogates									
1,2-Dichloroethane-d4 (S)	98	%	70-130		1		02/03/22 15:46	17060-07-0	
4-Bromofluorobenzene (S)	100	%	70-130		1		02/03/22 15:46	460-00-4	
Toluene-d8 (S)	98	%	70-130		1		02/03/22 15:46	2037-26-5	

REPORT OF LABORATORY ANALYSIS

This report shall not be reproduced, except in full,
without the written consent of Pace Analytical Services, LLC.

Pace Analytical Services, LLC
9800 Kincey Ave. Suite 100
Huntersville, NC 28078
(704)875-9092

QUALITY CONTROL DATA

Project: CPC Huntersville-60674226
Pace Project No.: 92585899

QC Batch: 675937
QC Batch Method: MADEP VPH
Analysis Method: MADEP VPH
Analysis Description: VPH NC Water
Laboratory: Pace Analytical Services - Charlotte

Associated Lab Samples: 92585899001

METHOD BLANK: 3538019 Matrix: Water
Associated Lab Samples: 92585899001

Parameter	Units	Blank Result	Reporting Limit	MDL	Analyzed	Qualifiers
Aliphatic (C05-C08)	ug/L	ND	50.0	50.0	02/03/22 16:57	N2
Aromatic (C09-C10)	ug/L	ND	50.0	50.0	02/03/22 16:57	N2
4-Bromofluorobenzene (FID) (S)	%	96	70-130		02/03/22 16:57	
4-Bromofluorobenzene (PID) (S)	%	94	70-130		02/03/22 16:57	

LABORATORY CONTROL SAMPLE & LCSD: 3538020 3538021

Parameter	Units	Spike Conc.	LCS Result	LCSD Result	LCS % Rec	LCSD % Rec	% Rec Limits	RPD	Max RPD	Qualifiers
Aliphatic (C05-C08)	ug/L	300	359	357	120	119	70-130	0	25	N2
Aromatic (C09-C10)	ug/L	100	95.1	95.1	95	95	70-130	0	25	N2
4-Bromofluorobenzene (FID) (S)	%				101	102	70-130			
4-Bromofluorobenzene (PID) (S)	%				96	97	70-130			

Results presented on this page are in the units indicated by the "Units" column except where an alternate unit is presented to the right of the result.

REPORT OF LABORATORY ANALYSIS

This report shall not be reproduced, except in full,
without the written consent of Pace Analytical Services, LLC.

Pace Analytical Services, LLC
9800 Kincey Ave. Suite 100
Huntersville, NC 28078
(704)875-9092

QUALITY CONTROL DATA

Project: CPC Huntersville-60674226
Pace Project No.: 92585899

QC Batch: 675994
QC Batch Method: EPA 3010A
Analysis Method: EPA 6010D
Analysis Description: 6010 MET
Laboratory: Pace Analytical Services - Asheville
Associated Lab Samples: 92585899001

METHOD BLANK: 3538273 Matrix: Water
Associated Lab Samples: 92585899001

Parameter	Units	Blank Result	Reporting Limit	MDL	Analyzed	Qualifiers
Lead	ug/L	ND	5.0	4.5	02/04/22 10:04	

LABORATORY CONTROL SAMPLE: 3538274

Parameter	Units	Spike Conc.	LCS Result	LCS % Rec	% Rec Limits	Qualifiers
Lead	ug/L	500	455	91	80-120	

MATRIX SPIKE & MATRIX SPIKE DUPLICATE: 3538275 3538276

Parameter	Units	92585897001 Result	MS Spike Conc.	MSD Spike Conc.	MS Result	MSD Result	MS % Rec	MSD % Rec	% Rec Limits	RPD	Max RPD	Qual
Lead	ug/L	ND	500	500	447	438	89	88	75-125	2	20	

Results presented on this page are in the units indicated by the "Units" column except where an alternate unit is presented to the right of the result.

REPORT OF LABORATORY ANALYSIS

This report shall not be reproduced, except in full,
without the written consent of Pace Analytical Services, LLC.

Pace Analytical Services, LLC
9800 Kincey Ave. Suite 100
Huntersville, NC 28078
(704)875-9092

QUALITY CONTROL DATA

Project: CPC Huntersville-60674226
Pace Project No.: 92585899

QC Batch: 675880
QC Batch Method: SM 6200B
Analysis Method: SM 6200B
Analysis Description: 6200B MSV
Laboratory: Pace Analytical Services - Charlotte
Associated Lab Samples: 92585899001, 92585899002

METHOD BLANK: 3537529
Matrix: Water
Associated Lab Samples: 92585899001, 92585899002

Parameter	Units	Blank Result	Reporting Limit	MDL	Analyzed	Qualifiers
1,1,1,2-Tetrachloroethane	ug/L	ND	0.50	0.31	02/03/22 14:51	
1,1,1-Trichloroethane	ug/L	ND	0.50	0.33	02/03/22 14:51	
1,1,2,2-Tetrachloroethane	ug/L	ND	0.50	0.22	02/03/22 14:51	
1,1,2-Trichloroethane	ug/L	ND	0.50	0.32	02/03/22 14:51	
1,1-Dichloroethane	ug/L	ND	0.50	0.37	02/03/22 14:51	
1,1-Dichloroethene	ug/L	ND	0.50	0.35	02/03/22 14:51	
1,1-Dichloropropene	ug/L	ND	0.50	0.43	02/03/22 14:51	
1,2,3-Trichlorobenzene	ug/L	ND	2.0	0.81	02/03/22 14:51	
1,2,3-Trichloropropane	ug/L	ND	0.50	0.26	02/03/22 14:51	
1,2,4-Trichlorobenzene	ug/L	ND	2.0	0.64	02/03/22 14:51	
1,2,4-Trimethylbenzene	ug/L	ND	0.50	0.50	02/03/22 14:51	
1,2-Dibromo-3-chloropropane	ug/L	ND	1.0	0.34	02/03/22 14:51	
1,2-Dibromoethane (EDB)	ug/L	ND	0.50	0.27	02/03/22 14:51	
1,2-Dichlorobenzene	ug/L	ND	0.50	0.34	02/03/22 14:51	
1,2-Dichloroethane	ug/L	ND	0.50	0.32	02/03/22 14:51	
1,2-Dichloropropane	ug/L	ND	0.50	0.36	02/03/22 14:51	
1,3,5-Trimethylbenzene	ug/L	ND	0.50	0.33	02/03/22 14:51	
1,3-Dichlorobenzene	ug/L	ND	0.50	0.34	02/03/22 14:51	
1,3-Dichloropropane	ug/L	ND	0.50	0.28	02/03/22 14:51	
1,4-Dichlorobenzene	ug/L	ND	0.50	0.33	02/03/22 14:51	
2,2-Dichloropropane	ug/L	ND	0.50	0.39	02/03/22 14:51	IL
2-Chlorotoluene	ug/L	ND	0.50	0.32	02/03/22 14:51	
4-Chlorotoluene	ug/L	ND	0.50	0.32	02/03/22 14:51	
Benzene	ug/L	ND	0.50	0.34	02/03/22 14:51	
Bromobenzene	ug/L	ND	0.50	0.29	02/03/22 14:51	
Bromochloromethane	ug/L	ND	0.50	0.47	02/03/22 14:51	
Bromodichloromethane	ug/L	ND	0.50	0.31	02/03/22 14:51	
Bromoform	ug/L	ND	0.50	0.34	02/03/22 14:51	
Bromomethane	ug/L	ND	5.0	1.7	02/03/22 14:51	
Carbon tetrachloride	ug/L	ND	0.50	0.33	02/03/22 14:51	
Chlorobenzene	ug/L	ND	0.50	0.28	02/03/22 14:51	
Chloroethane	ug/L	ND	1.0	0.65	02/03/22 14:51	
Chloroform	ug/L	ND	0.50	0.35	02/03/22 14:51	
Chloromethane	ug/L	ND	1.0	0.54	02/03/22 14:51	
cis-1,2-Dichloroethene	ug/L	ND	0.50	0.38	02/03/22 14:51	
cis-1,3-Dichloropropene	ug/L	ND	0.50	0.36	02/03/22 14:51	
Dibromochloromethane	ug/L	ND	0.50	0.36	02/03/22 14:51	
Dibromomethane	ug/L	ND	0.50	0.39	02/03/22 14:51	
Dichlorodifluoromethane	ug/L	ND	0.50	0.35	02/03/22 14:51	
Diisopropyl ether	ug/L	ND	0.50	0.31	02/03/22 14:51	

Results presented on this page are in the units indicated by the "Units" column except where an alternate unit is presented to the right of the result.

REPORT OF LABORATORY ANALYSIS

This report shall not be reproduced, except in full,
without the written consent of Pace Analytical Services, LLC.

Pace Analytical Services, LLC
9800 Kincey Ave. Suite 100
Huntersville, NC 28078
(704)875-9092

QUALITY CONTROL DATA

Project: CPC Huntersville-60674226
Pace Project No.: 92585899

METHOD BLANK: 3537529 Matrix: Water
Associated Lab Samples: 92585899001, 92585899002

Parameter	Units	Blank Result	Reporting Limit	MDL	Analyzed	Qualifiers
Ethylbenzene	ug/L	ND	0.50	0.30	02/03/22 14:51	
Hexachloro-1,3-butadiene	ug/L	ND	2.0	1.5	02/03/22 14:51	
Isopropylbenzene (Cumene)	ug/L	ND	0.50	0.33	02/03/22 14:51	
m&p-Xylene	ug/L	ND	1.0	0.71	02/03/22 14:51	
Methyl-tert-butyl ether	ug/L	ND	0.50	0.42	02/03/22 14:51	
Methylene Chloride	ug/L	ND	2.0	2.0	02/03/22 14:51	
n-Butylbenzene	ug/L	ND	0.50	0.49	02/03/22 14:51	
n-Propylbenzene	ug/L	ND	0.50	0.34	02/03/22 14:51	
Naphthalene	ug/L	ND	2.0	0.64	02/03/22 14:51	
o-Xylene	ug/L	ND	0.50	0.34	02/03/22 14:51	
sec-Butylbenzene	ug/L	ND	0.50	0.40	02/03/22 14:51	
Styrene	ug/L	ND	0.50	0.29	02/03/22 14:51	
tert-Butylbenzene	ug/L	ND	0.50	0.32	02/03/22 14:51	
Tetrachloroethene	ug/L	ND	0.50	0.29	02/03/22 14:51	
Toluene	ug/L	ND	0.50	0.48	02/03/22 14:51	
trans-1,2-Dichloroethene	ug/L	ND	0.50	0.40	02/03/22 14:51	
trans-1,3-Dichloropropene	ug/L	ND	0.50	0.36	02/03/22 14:51	
Trichloroethene	ug/L	ND	0.50	0.38	02/03/22 14:51	
Trichlorofluoromethane	ug/L	ND	1.0	0.30	02/03/22 14:51	
Vinyl chloride	ug/L	ND	1.0	0.39	02/03/22 14:51	
1,2-Dichloroethane-d4 (S)	%	96	70-130		02/03/22 14:51	
4-Bromofluorobenzene (S)	%	96	70-130		02/03/22 14:51	
Toluene-d8 (S)	%	97	70-130		02/03/22 14:51	

LABORATORY CONTROL SAMPLE: 3537530

Parameter	Units	Spike Conc.	LCS Result	LCS % Rec	% Rec Limits	Qualifiers
1,1,1,2-Tetrachloroethane	ug/L	50	48.2	96	60-140	
1,1,1-Trichloroethane	ug/L	50	40.9	82	60-140	
1,1,2,2-Tetrachloroethane	ug/L	50	44.2	88	60-140	
1,1,2-Trichloroethane	ug/L	50	43.7	87	60-140	
1,1-Dichloroethane	ug/L	50	40.7	81	60-140	
1,1-Dichloroethene	ug/L	50	40.4	81	60-140	
1,1-Dichloropropene	ug/L	50	43.6	87	60-140	
1,2,3-Trichlorobenzene	ug/L	50	48.5	97	60-140	
1,2,3-Trichloropropane	ug/L	50	47.0	94	60-140	
1,2,4-Trichlorobenzene	ug/L	50	50.1	100	60-140	
1,2,4-Trimethylbenzene	ug/L	50	44.3	89	60-140	
1,2-Dibromo-3-chloropropane	ug/L	50	47.5	95	60-140	
1,2-Dibromoethane (EDB)	ug/L	50	45.5	91	60-140	
1,2-Dichlorobenzene	ug/L	50	47.0	94	60-140	
1,2-Dichloroethane	ug/L	50	41.1	82	60-140	
1,2-Dichloropropane	ug/L	50	43.6	87	60-140	
1,3,5-Trimethylbenzene	ug/L	50	46.1	92	60-140	

Results presented on this page are in the units indicated by the "Units" column except where an alternate unit is presented to the right of the result.

REPORT OF LABORATORY ANALYSIS

This report shall not be reproduced, except in full,
without the written consent of Pace Analytical Services, LLC.

Pace Analytical Services, LLC
9800 Kincey Ave. Suite 100
Huntersville, NC 28078
(704)875-9092

QUALITY CONTROL DATA

Project: CPC Huntersville-60674226
Pace Project No.: 92585899

LABORATORY CONTROL SAMPLE: 3537530

Parameter	Units	Spike Conc.	LCS Result	LCS % Rec	% Rec Limits	Qualifiers
1,3-Dichlorobenzene	ug/L	50	46.8	94	60-140	
1,3-Dichloropropane	ug/L	50	46.5	93	60-140	
1,4-Dichlorobenzene	ug/L	50	46.9	94	60-140	
2,2-Dichloropropane	ug/L	50	41.8	84	60-140	IL
2-Chlorotoluene	ug/L	50	47.4	95	60-140	
4-Chlorotoluene	ug/L	50	44.8	90	60-140	
Benzene	ug/L	50	44.2	88	60-140	
Bromobenzene	ug/L	50	48.6	97	60-140	
Bromochloromethane	ug/L	50	43.2	86	60-140	
Bromodichloromethane	ug/L	50	43.9	88	60-140	
Bromoform	ug/L	50	47.6	95	60-140	
Bromomethane	ug/L	50	56.2	112	60-140	
Carbon tetrachloride	ug/L	50	44.9	90	60-140	
Chlorobenzene	ug/L	50	46.5	93	60-140	
Chloroethane	ug/L	50	37.3	75	60-140	
Chloroform	ug/L	50	43.4	87	60-140	
Chloromethane	ug/L	50	43.9	88	60-140	
cis-1,2-Dichloroethene	ug/L	50	41.7	83	60-140	
cis-1,3-Dichloropropene	ug/L	50	45.7	91	60-140	
Dibromochloromethane	ug/L	50	43.2	86	60-140	
Dibromomethane	ug/L	50	46.6	93	60-140	
Dichlorodifluoromethane	ug/L	50	57.7	115	60-140	
Diisopropyl ether	ug/L	50	37.0	74	60-140	
Ethylbenzene	ug/L	50	45.7	91	60-140	
Hexachloro-1,3-butadiene	ug/L	50	51.4	103	60-140	
Isopropylbenzene (Cumene)	ug/L	50	46.4	93	60-140	
m&p-Xylene	ug/L	100	91.4	91	60-140	
Methyl-tert-butyl ether	ug/L	50	41.6	83	60-140	
Methylene Chloride	ug/L	50	38.4	77	60-140	
n-Butylbenzene	ug/L	50	44.9	90	60-140	
n-Propylbenzene	ug/L	50	45.4	91	60-140	
Naphthalene	ug/L	50	47.0	94	60-140	
o-Xylene	ug/L	50	46.3	93	60-140	
sec-Butylbenzene	ug/L	50	45.9	92	60-140	
Styrene	ug/L	50	46.4	93	60-140	
tert-Butylbenzene	ug/L	50	46.8	94	60-140	
Tetrachloroethene	ug/L	50	48.5	97	60-140	
Toluene	ug/L	50	43.9	88	60-140	
trans-1,2-Dichloroethene	ug/L	50	41.6	83	60-140	
trans-1,3-Dichloropropene	ug/L	50	45.5	91	60-140	
Trichloroethene	ug/L	50	47.3	95	60-140	
Trichlorofluoromethane	ug/L	50	38.6	77	60-140	
Vinyl chloride	ug/L	50	46.7	93	60-140	
1,2-Dichloroethane-d4 (S)	%			101	70-130	
4-Bromofluorobenzene (S)	%			96	70-130	
Toluene-d8 (S)	%			98	70-130	

Results presented on this page are in the units indicated by the "Units" column except where an alternate unit is presented to the right of the result.

REPORT OF LABORATORY ANALYSIS

This report shall not be reproduced, except in full,
without the written consent of Pace Analytical Services, LLC.

Pace Analytical Services, LLC
9800 Kincey Ave. Suite 100
Huntersville, NC 28078
(704)875-9092

QUALITY CONTROL DATA

Project: CPC Huntersville-60674226
Pace Project No.: 92585899

MATRIX SPIKE & MATRIX SPIKE DUPLICATE: 3537531 3537532

Parameter	Units	92585186014 Result	MS Spike Conc.	MSD Spike Conc.	MS Result	MSD Result	MS % Rec	MSD % Rec	% Rec Limits	RPD	Max RPD	Qual
1,1,1,2-Tetrachloroethane	ug/L	ND	500	500	563	577	113	115	60-140	3	30	
1,1,1-Trichloroethane	ug/L	ND	500	500	511	522	102	104	60-140	2	30	
1,1,2,2-Tetrachloroethane	ug/L	ND	500	500	510	530	102	106	60-140	4	30	
1,1,2-Trichloroethane	ug/L	ND	500	500	516	521	103	104	60-140	1	30	
1,1-Dichloroethane	ug/L	ND	500	500	502	515	100	103	60-140	3	30	
1,1-Dichloroethene	ug/L	ND	500	500	520	525	104	105	60-140	1	30	
1,1-Dichloropropene	ug/L	ND	500	500	541	547	108	109	60-140	1	30	
1,2,3-Trichlorobenzene	ug/L	ND	500	500	557	562	111	112	60-140	1	30	
1,2,3-Trichloropropane	ug/L	ND	500	500	532	490	106	98	60-140	8	30	
1,2,4-Trichlorobenzene	ug/L	ND	500	500	566	562	113	112	60-140	1	30	
1,2,4-Trimethylbenzene	ug/L	2970	500	500	3510	3540	108	114	60-140	1	30	
1,2-Dibromo-3-chloropropane	ug/L	ND	500	500	517	531	103	106	60-140	3	30	
1,2-Dibromoethane (EDB)	ug/L	ND	500	500	543	548	109	110	60-140	1	30	
1,2-Dichlorobenzene	ug/L	ND	500	500	549	558	110	112	60-140	2	30	
1,2-Dichloroethane	ug/L	35.6	500	500	527	537	98	100	60-140	2	30	
1,2-Dichloropropane	ug/L	ND	500	500	524	543	105	109	60-140	4	30	
1,3,5-Trimethylbenzene	ug/L	829	500	500	1380	1410	111	117	60-140	2	30	
1,3-Dichlorobenzene	ug/L	ND	500	500	557	561	111	112	60-140	1	30	
1,3-Dichloropropane	ug/L	ND	500	500	549	557	110	111	60-140	2	30	
1,4-Dichlorobenzene	ug/L	ND	500	500	550	559	110	112	60-140	2	30	
2,2-Dichloropropane	ug/L	ND	500	500	476	479	95	96	60-140	0	30	IL
2-Chlorotoluene	ug/L	ND	500	500	824	837	165	167	60-140	1	30	M1
4-Chlorotoluene	ug/L	ND	500	500	523	533	105	107	60-140	2	30	
Benzene	ug/L	612	500	500	1170	1180	111	113	60-140	1	30	
Bromobenzene	ug/L	ND	500	500	580	594	116	119	60-140	2	30	
Bromochloromethane	ug/L	ND	500	500	509	510	102	102	60-140	0	30	
Bromodichloromethane	ug/L	ND	500	500	507	521	101	104	60-140	3	30	
Bromoform	ug/L	ND	500	500	504	517	101	103	60-140	2	30	
Bromomethane	ug/L	ND	500	500	709	738	142	148	60-140	4	30	M1
Carbon tetrachloride	ug/L	ND	500	500	571	573	114	115	60-140	0	30	
Chlorobenzene	ug/L	ND	500	500	564	575	113	115	60-140	2	30	
Chloroethane	ug/L	ND	500	500	625	633	125	127	60-140	1	30	
Chloroform	ug/L	ND	500	500	504	513	101	103	60-140	2	30	
Chloromethane	ug/L	ND	500	500	540	548	106	108	60-140	1	30	
cis-1,2-Dichloroethene	ug/L	ND	500	500	501	510	100	102	60-140	2	30	
cis-1,3-Dichloropropene	ug/L	ND	500	500	518	536	104	107	60-140	3	30	
Dibromochloromethane	ug/L	ND	500	500	505	503	101	101	60-140	0	30	
Dibromomethane	ug/L	ND	500	500	529	546	106	109	60-140	3	30	
Dichlorodifluoromethane	ug/L	ND	500	500	735	742	147	148	60-140	1	30	M1
Diisopropyl ether	ug/L	87.6	500	500	546	541	92	91	60-140	1	30	
Ethylbenzene	ug/L	554	500	500	1120	1130	113	116	60-140	1	30	
Hexachloro-1,3-butadiene	ug/L	ND	500	500	586	600	117	120	60-140	2	30	
Isopropylbenzene (Cumene)	ug/L	92.9	500	500	663	675	114	116	60-140	2	30	
m&p-Xylene	ug/L	2800	1000	1000	3840	3880	104	108	60-140	1	30	

Results presented on this page are in the units indicated by the "Units" column except where an alternate unit is presented to the right of the result.

REPORT OF LABORATORY ANALYSIS

This report shall not be reproduced, except in full,
without the written consent of Pace Analytical Services, LLC.

Pace Analytical Services, LLC
9800 Kincey Ave. Suite 100
Huntersville, NC 28078
(704)875-9092

QUALITY CONTROL DATA

Project: CPC Huntersville-60674226
Pace Project No.: 92585899

MATRIX SPIKE & MATRIX SPIKE DUPLICATE: 3537531 3537532

Parameter	Units	92585186014 Result	MS Spike Conc.	MSD Spike Conc.	MS Result	MSD Result	MS % Rec	MSD % Rec	% Rec Limits	RPD	Max RPD	Qual
Methyl-tert-butyl ether	ug/L	ND	500	500	489	495	98	99	60-140	1	30	
Methylene Chloride	ug/L	ND	500	500	475	486	95	97	60-140	2	30	
n-Butylbenzene	ug/L	68.1	500	500	600	602	106	107	60-140	0	30	
n-Propylbenzene	ug/L	326	500	500	857	876	106	110	60-140	2	30	
Naphthalene	ug/L	1140	500	500	1650	1690	102	110	60-140	2	30	
o-Xylene	ug/L	1420	500	500	1980	1990	111	115	60-140	1	30	
sec-Butylbenzene	ug/L	ND	500	500	588	594	118	119	60-140	1	30	
Styrene	ug/L	ND	500	500	568	582	114	116	60-140	2	30	
tert-Butylbenzene	ug/L	ND	500	500	467	475	93	95	60-140	2	30	
Tetrachloroethene	ug/L	ND	500	500	583	581	117	116	60-140	0	30	
Toluene	ug/L	1170	500	500	1700	1690	105	104	60-140	0	30	
trans-1,2-Dichloroethene	ug/L	ND	500	500	519	523	104	105	60-140	1	30	
trans-1,3-Dichloropropene	ug/L	ND	500	500	509	523	102	105	60-140	3	30	
Trichloroethene	ug/L	ND	500	500	579	577	116	115	60-140	0	30	
Trichlorofluoromethane	ug/L	ND	500	500	557	569	111	114	60-140	2	30	
Vinyl chloride	ug/L	ND	500	500	579	593	116	119	60-140	2	30	
1,2-Dichloroethane-d4 (S)	%						98	97	70-130			
4-Bromofluorobenzene (S)	%						96	95	70-130			
Toluene-d8 (S)	%						97	97	70-130			

Results presented on this page are in the units indicated by the "Units" column except where an alternate unit is presented to the right of the result.

REPORT OF LABORATORY ANALYSIS

This report shall not be reproduced, except in full,
without the written consent of Pace Analytical Services, LLC.

Pace Analytical Services, LLC
9800 Kincey Ave. Suite 100
Huntersville, NC 28078
(704)875-9092

QUALIFIERS

Project: CPC Huntersville-60674226
Pace Project No.: 92585899

DEFINITIONS

DF - Dilution Factor, if reported, represents the factor applied to the reported data due to dilution of the sample aliquot.

ND - Not Detected at or above adjusted reporting limit.

TNTC - Too Numerous To Count

J - Estimated concentration above the adjusted method detection limit and below the adjusted reporting limit.

MDL - Adjusted Method Detection Limit.

PQL - Practical Quantitation Limit.

RL - Reporting Limit - The lowest concentration value that meets project requirements for quantitative data with known precision and bias for a specific analyte in a specific matrix.

S - Surrogate

1,2-Diphenylhydrazine decomposes to and cannot be separated from Azobenzene using Method 8270. The result for each analyte is a combined concentration.

Consistent with EPA guidelines, unrounded data are displayed and have been used to calculate % recovery and RPD values.

LCS(D) - Laboratory Control Sample (Duplicate)

MS(D) - Matrix Spike (Duplicate)

DUP - Sample Duplicate

RPD - Relative Percent Difference

NC - Not Calculable.

SG - Silica Gel - Clean-Up

U - Indicates the compound was analyzed for, but not detected.

Acid preservation may not be appropriate for 2 Chloroethylvinyl ether.

A separate vial preserved to a pH of 4-5 is recommended in SW846 Chapter 4 for the analysis of Acrolein and Acrylonitrile by EPA Method 8260.

N-Nitrosodiphenylamine decomposes and cannot be separated from Diphenylamine using Method 8270. The result reported for each analyte is a combined concentration.

Reported results are not rounded until the final step prior to reporting. Therefore, calculated parameters that are typically reported as "Total" may vary slightly from the sum of the reported component parameters.

Pace Analytical is TNI accredited. Contact your Pace PM for the current list of accredited analytes.

TNI - The NELAC Institute.

ANALYTE QUALIFIERS

IL	This analyte exceeded secondary source verification criteria low for the initial calibration. The reported results should be considered an estimated value.
M1	Matrix spike recovery exceeded QC limits. Batch accepted based on laboratory control sample (LCS) recovery.
N2	The lab does not hold NELAC/TNI accreditation for this parameter but other accreditations/certifications may apply. A complete list of accreditations/certifications is available upon request.

This report shall not be reproduced, except in full,
without the written consent of Pace Analytical Services, LLC.

Pace Analytical Services, LLC
9800 Kincey Ave. Suite 100
Huntersville, NC 28078
(704)875-9092

QUALITY CONTROL DATA CROSS REFERENCE TABLE

Project: CPC Huntersville-60674226
Pace Project No.: 92585899

Lab ID	Sample ID	QC Batch Method	QC Batch	Analytical Method	Analytical Batch
92585899001	**MW-49**	MADEP VPH	675937		
92585899001	**MW-49**	EPA 3010A	675994	EPA 6010D	676006
92585899001	**MW-49**	SM 6200B	675880		
92585899002	**TRIP BLANK**	SM 6200B	675880		

This report shall not be reproduced, except in full,
without the written consent of Pace Analytical Services, LLC.

Pace Analytical	Document Name: Sample Condition Upon Receipt (SCUR)	Document Revised: November 15, 2021 Page 1 of 2
	Document No.: F-CAR-CS-033-Rev.08	Issuing Authority: Pace Carolinas Quality Office

Laboratory receiving samples:

Asheville ☐ Eden ☐ Greenwood ☐ Huntersville ☑ Raleigh ☐ Mechanicsville ☐ Atlanta ☐ Kernersville ☐

Sample Condition Upon Receipt

Client Name: AECOM

Project #: WO# : 92585899

92585899

Courier: ☐ Fed Ex ☐ UPS ☐ USPS ☑ Client ☐ Commercial ☐ Pace ☐ Other:____

Custody Seal Present? ☐ Yes ☑ No Seals Intact? ☐ Yes ☑ No

Date/Initials Person Examining Contents: MG 2-3-22

Packing Material: ☐ Bubble Wrap ☑ Bubble Bags ☐ None ☐ Other

Biological Tissue Frozen? ☐ Yes ☐ No ☑ N/A

Thermometer: ☑ IR Gun ID: 92T064

Type of Ice: ☑ Wet ☐ Blue ☐ None

Cooler Temp: 4.2, 1.1

Correction Factor: Add/Subtract (°C) 0

Cooler Temp Corrected (°C): 4.2, 1.1

Temp should be above freezing to 6°C

☐ Samples out of temp criteria. Samples on ice, cooling process has begun

USDA Regulated Soil (☑ N/A, water sample)

Did samples originate in a quarantine zone within the United States: CA, NY, or SC (check maps)? ☐ Yes ☐ No

Did samples originate from a foreign source (internationally, including Hawaii and Puerto Rico)? ☐ Yes ☐ No

				Comments/Discrepancy:
Chain of Custody Present?	☑ Yes	☐ No	☐ N/A	1.
Samples Arrived within Hold Time?	☑ Yes	☐ No	☐ N/A	2.
Short Hold Time Analysis (<72 hr.)?	☐ Yes	☑ No	☐ N/A	3.
Rush Turn Around Time Requested?	☐ Yes	☐ No	☐ N/A	4.
Sufficient Volume?	☑ Yes	☐ No	☐ N/A	5.
Correct Containers Used?	☑ Yes	☐ No	☐ N/A	6.
-Pace Containers Used?	☑ Yes	☐ No	☐ N/A	
Containers Intact?	☑ Yes	☐ No	☐ N/A	7.
Dissolved analysis: Samples Field Filtered?	☐ Yes	☐ No	☑ N/A	8.
Sample Labels Match COC?	☑ Yes	☐ No	☐ N/A	9.
-Includes Date/Time/ID/Analysis Matrix: W1				
Headspace in VOA Vials (>5-6mm)?	☐ Yes	☑ No	☐ N/A	10.
Trip Blank Present?	☑ Yes	☐ No	☐ N/A	11.
Trip Blank Custody Seals Present?	☑ Yes	☐ No	☐ N/A	

COMMENTS/SAMPLE DISCREPANCY

Field Data Required? ☐ Yes ☐ No

Lot ID of split containers:

CLIENT NOTIFICATION/RESOLUTION

Person contacted: _____ Date/Time: _____

Project Manager SCURF Review: _____ Date: _____

Project Manager SRF Review: _____ Date: _____

***Check mark top half of box if pH and/or dechlorination is verified and within the acceptance range for preservation samples.**

Exceptions: VOA, Coliform, TOC, Oil and Grease, DRO/8015 (water) DOC, LLHg

****Bottom half of box is to list number of bottles**

Project # WO# : 92585899

PM: BV Due Date: 02/07/22

CLIENT: 92-AECOM CHA

Item#	BP4U-125 mL Plastic Unpreserved (N/A) (Cl-)	BP3U-250 mL Plastic Unpreserved (N/A)	BP2U-500 mL Plastic Unpreserved (N/A)	BP1U-1 liter Plastic Unpreserved (N/A)	BP4S-125 mL Plastic H2SO4 (pH < 2) (Cl-)	BP3N-250 mL plastic HNO3 (pH < 2)	BP4Z-125 mL Plastic ZN Acetate & NaOH (>9)	BP4B-125 mL Plastic NaOH (pH > 12) (Cl-)	WGFU-Wide-mouthed Glass Jar Unpreserved	AG1U-1 liter Amber Unpreserved (N/A) (Cl-)	AG1H-1 liter Amber HCl (pH < 2)	AG3U-250 mL Amber Unpreserved (N/A) (Cl-)	AG1S-1 liter Amber H2SO4 (pH < 2)	AG3S-250 mL Amber H2SO4 (pH < 2)	AG3A(DG3A)-250 mL Amber NH4Cl (N/A)(Cl-)	DG9H-40 mL VOA HCl (N/A)	VG9T-40 mL VOA Na2S2O3 (N/A)	VG9U-40 mL VOA Unpreserved (N/A)	DG9P-40 mL VOA H3PO4 (N/A)	VOAK (3 vials per kit)-5035 kit (N/A)	V/GK (3 vials per kit)-VPH/Gas kit (N/A)	SP5T-125 mL Sterile Plastic (N/A – lab)	SP2T-250 mL Sterile Plastic (N/A – lab)		BP3A-250 mL Plastic (NH2)2SO4 (9.3-9.7)	AG0U-100 mL Amber Unpreserved vials (N/A)	VSGU-20 mL Scintillation vials (N/A)	DG9U-40 mL Amber Unpreserved vials (N/A)
1						1										7													
2																2													
3																													
4																													
5																													
6																													
7																													
8																													
9																													
10																													
11																													
12																													

pH Adjustment Log for Preserved Samples

Sample ID	Type of Preservative	pH upon receipt	Date preservation adjusted	Time preservation adjusted	Amount of Preservative added	Lot #

Note: Whenever there is a discrepancy affecting North Carolina compliance samples, a copy of this form will be sent to the North Carolina DEHNR Certification Office (i.e. Out of hold, incorrect preservative, out of temp, incorrect containers.

Pink

Pace Analytical
WWW.PACELABS.COM

CHAIN-OF-CUSTODY / Analytical Request Document

The Chain-of-Custody is a LEGAL DOCUMENT. All relevant fields must be completed accurately.

Submitting a sample via this chain of custody constitutes acknowledgment and acceptance of the Pace Terms and Conditions found at https://info.pacelabs.com/hubfs/pas-standard-terms.pdf.

Section A Required Client Information:	Section B Required Project Information:	Section C Invoice Information:
Company: AECOM	Report To: Andy Wreschnig	Attention:
Address: 6000 Fairview Road	Copy To:	Company Name:
Suite 200, Charlotte, NC 28210		Address:
Email: andrew.wreschnig@aecom.com	Purchase Order #:	Pace Quote: 60639876
Phone: (704)716-0757 Fax:	Project Name: CPC Huntersville-60639876	Pace Project Manager: bonnie.vang@pacelabs.com,
Requested Due Date: 3-Day TAT	Project #:	Pace Profile #: 8458

Regulatory Agency

State / Location: NC

ITEM #	SAMPLE ID (One Character per box. (A-Z, 0-9 / , -) Sample Ids must be unique)	MATRIX CODE (see valid codes to left)	SAMPLE TYPE (G=GRAB C=COMP)	COLLECTED START DATE	COLLECTED START TIME	COLLECTED END DATE	COLLECTED END TIME	SAMPLE TEMP AT COLLECTION	# OF CONTAINERS	Unpreserved	H2SO4	HNO3	HCl	NaOH	Na2S2O3	Methanol	Other	Analyses Test (Y/N)	6200B	VPH	6010-Pb	n-butanol by 8015	Trip BLANK	DI Water	Residual Chlorine (Y/N)
1	MW-49	WT	G	2/2/22	1425				8			X	X						X	X	X				
2	Trip Blank	Lab Provided							2														X		
3																									
4																									
5																									
6																									
7																									
8																									
9																									
10																									
11																									
12																									

Requested Analysis Filtered (Y/N)

ADDITIONAL COMMENTS	RELINQUISHED BY / AFFILIATION	DATE	TIME	ACCEPTED BY / AFFILIATION	DATE	TIME	SAMPLE CONDITIONS: TEMP in C	Received on Ice (Y/N)	Custody Sealed Cooler (Y/N)	Samples Intact (Y/N)
3-Day TAT	Mike de Kozlowski / AECOM	2/2/22	1715	M D G Pace HVL	2-2-22	1757	4.2	Y	N	Y
							1.1			

SAMPLER NAME AND SIGNATURE

PRINT Name of SAMPLER: Mike de Kozlowski

SIGNATURE of SAMPLER: Mike de Kozlowski

DATE Signed: 2/2/22

Pink

Pace Analytical
www.pacelabs.com

CHAIN-OF-CUSTODY / Analytical Request Document

The Chain-of-Custody is a LEGAL DOCUMENT. All relevant fields must be completed accurately.

Submitting a sample via this chain of custody constitutes acknowledgment and acceptance of the Pace Terms and Conditions found at https://info.pacelabs.com/hubfs/pas-standard-terms.pdf.

Page : 1 Of 1

Section A Required Client Information:		Section B Required Project Information:		Section C Invoice Information:	
Company:	AECOM	Report To:	Andy Wreschnig	Attention:	
Address:	6000 Fairview Road	Copy To:		Company Name:	
Suite 200, Charlotte, NC 28210				Address:	Regulatory Agency
Email:	andrew.wreschnig@aecom.com	Purchase Order #:		Pace Quote:	60639876
Phone:	(704)716-0757 Fax	Project Name:	CPC Huntersville-60639876	Pace Project Manager:	bonnie.vang@pacelabs.com, State / Location
Requested Due Date:	3-Day TAT	Project #:		Pace Profile #:	8458 NC

ITEM #	SAMPLE ID (One Character per box. (A-Z, 0-9 / , -) Sample Ids must be unique)	MATRIX CODE (see valid codes to left)	SAMPLE TYPE (G=GRAB C=COMP)	COLLECTED START DATE	COLLECTED START TIME	COLLECTED END DATE	COLLECTED END TIME	SAMPLE TEMP AT COLLECTION	# OF CONTAINERS	Preservatives: Unpreserved	H2SO4	HNO3	HCl	NaOH	Na2S2O3	Methanol	Other	Analyses Test (Y/N)	Requested Analysis Filtered (Y/N): 8260B	VPH	8010-Pb	n-butanol by 8015	Trip BLANK	DI Water	Residual Chlorine (Y/N)	92585899
1	MW-49	WT	G	2/2/22	1425				8			X	X						X	X	X					001
2	Trip Blank	Lab Provided							2														X			002
3																										
4																										
5																										
6																										
7																										
8																										
9																										
10																										
11																										
12																										

MATRIX CODE: Drinking Water DW; Water WT; Waste Water WW; Product P; Soil/Solid SL; Oil OL; Wipe WP; Air AR; Other OT; Tissue TS

ADDITIONAL COMMENTS	RELINQUISHED BY / AFFILIATION	DATE	TIME	ACCEPTED BY / AFFILIATION	DATE	TIME	SAMPLE CONDITIONS
3-Day TAT	Mike dKozlowski / AECOM	2/2/22	1715	M D6 Pace HVL	2-2-22	1757	

SAMPLER NAME AND SIGNATURE

PRINT Name of SAMPLER: Mike de Kozlowski

SIGNATURE of SAMPLER: Mike dKozlowski DATE Signed: 2/2/22

TEMP in C	Received on Ice (Y/N)	Custody Sealed Cooler (Y/N)	Samples Intact (Y/N)

WO# : 92585899

92585899

Pace Analytical Services, LLC
9800 Kincey Ave. Suite 100
Huntersville, NC 28078
(704)875-9092

February 08, 2022

Andrew Wreschnig
AECOM
6000 Fairview Road
Suite 200
Charlotte, NC 28210

RE: Project: CPC Huntersville-60674226
Pace Project No.: 92585900

Dear Andrew Wreschnig:

Enclosed are the analytical results for sample(s) received by the laboratory on February 02, 2022. The results relate only to the samples included in this report. Results reported herein conform to the applicable TNI/NELAC Standards and the laboratory's Quality Manual, where applicable, unless otherwise noted in the body of the report.

The test results provided in this final report were generated by each of the following laboratories within the Pace Network:

- Pace Analytical Services - Asheville
- Pace Analytical Services - Charlotte

If you have any questions concerning this report, please feel free to contact me.

Sincerely,

Bonnie Vang
bonnie.vang@pacelabs.com
(704)875-9092
Project Manager

Enclosures

cc: Teresa Amentt Jennings, AECOM
Jeff Morrison, Colonial Pipeline Company

This report shall not be reproduced, except in full,
without the written consent of Pace Analytical Services, LLC.

Pace Analytical Services, LLC
9800 Kincey Ave. Suite 100
Huntersville, NC 28078
(704)875-9092

CERTIFICATIONS

Project: CPC Huntersville-60674226
Pace Project No.: 92585900

Pace Analytical Services Charlotte

South Carolina Laboratory ID: 99006
9800 Kincey Ave. Ste 100, Huntersville, NC 28078
North Carolina Drinking Water Certification #: 37706
North Carolina Field Services Certification #: 5342
North Carolina Wastewater Certification #: 12
South Carolina Laboratory ID: 99006
South Carolina Certification #: 99006001
South Carolina Drinking Water Cert. #: 99006003
Florida/NELAP Certification #: E87627
Kentucky UST Certification #: 84
Louisiana DoH Drinking Water #: LA029
Virginia/VELAP Certification #: 460221

Pace Analytical Services Asheville

2225 Riverside Drive, Asheville, NC 28804
Florida/NELAP Certification #: E87648
North Carolina Drinking Water Certification #: 37712
North Carolina Wastewater Certification #: 40
South Carolina Laboratory ID: 99030
South Carolina Certification #: 99030001
Virginia/VELAP Certification #: 460222

This report shall not be reproduced, except in full,
without the written consent of Pace Analytical Services, LLC.

Pace Analytical Services, LLC
9800 Kincey Ave. Suite 100
Huntersville, NC 28078
(704)875-9092

SAMPLE SUMMARY

Project: CPC Huntersville-60674226
Pace Project No.: 92585900

Lab ID	Sample ID	Matrix	Date Collected	Date Received
92585900001	**MW-34**	Water	02/02/22 15:30	02/02/22 17:57
92585900002	**MW-05**	Water	02/02/22 15:00	02/02/22 17:57
92585900003	**MW-94**	Water	02/02/22 15:30	02/02/22 17:57
92585900004	**MW-03**	Water	02/02/22 15:50	02/02/22 17:57
92585900005	**MW-89**	Water	02/02/22 16:00	02/02/22 17:57
92585900006	**MW-27**	Water	02/02/22 16:50	02/02/22 17:57
92585900007	**MW-35**	Water	02/02/22 16:10	02/02/22 17:57
92585900008	**EB-1-20220202**	Water	02/02/22 16:30	02/02/22 17:57
92585900009	**EB-2-20220202**	Water	02/02/22 16:30	02/02/22 17:57
92585900010	**FB-1-20220202**	Water	02/02/22 17:00	02/02/22 17:57
92585900011	**TRIP BLANK**	Water	02/02/22 00:00	02/02/22 17:57
92585900012	**MW-56**	Water	02/02/22 09:50	02/02/22 17:57
92585900013	**DUP-2-20220202**	Water	02/02/22 00:00	02/02/22 17:57
92585900014	**MW-97D**	Water	02/02/22 09:55	02/02/22 17:57
92585900015	**MW-33**	Water	02/02/22 10:25	02/02/22 17:57
92585900016	**MW-36**	Water	02/02/22 11:00	02/02/22 17:57
92585900017	**MW-57**	Water	02/02/22 11:55	02/02/22 17:57
92585900018	**MW-07D**	Water	02/02/22 11:50	02/02/22 17:57
92585900019	**MW-32**	Water	02/02/22 12:55	02/02/22 17:57
92585900020	**MW-25D**	Water	02/02/22 13:30	02/02/22 17:57
92585900021	**MW-87**	Water	02/02/22 13:35	02/02/22 17:57
92585900022	**MW-57D**	Water	02/02/22 13:45	02/02/22 17:57
92585900023	**MW-53**	Water	02/02/22 13:15	02/02/22 17:57

This report shall not be reproduced, except in full,
without the written consent of Pace Analytical Services, LLC.

Pace Analytical Services, LLC
9800 Kincey Ave. Suite 100
Huntersville, NC 28078
(704)875-9092

SAMPLE ANALYTE COUNT

Project: CPC Huntersville-60674226
Pace Project No.: 92585900

Lab ID	Sample ID	Method	Analysts	Analytes Reported	Laboratory
92585900001	**MW-34**	MADEP VPH	MAD	6	PASI-C
		EPA 6010D	RDT	1	PASI-A
		SM 6200B	CL	63	PASI-C
92585900002	**MW-05**	MADEP VPH	MAD	6	PASI-C
		EPA 6010D	RDT	1	PASI-A
		SM 6200B	CL	63	PASI-C
92585900003	**MW-94**	MADEP VPH	MAD	6	PASI-C
		EPA 6010D	RDT	1	PASI-A
		SM 6200B	CL	63	PASI-C
92585900004	**MW-03**	MADEP VPH	MAD	6	PASI-C
		EPA 6010D	RDT	1	PASI-A
		SM 6200B	CL	63	PASI-C
92585900005	**MW-89**	MADEP VPH	MAD	6	PASI-C
		EPA 6010D	RDT	1	PASI-A
		SM 6200B	CL	63	PASI-C
92585900006	**MW-27**	MADEP VPH	MAD	6	PASI-C
		EPA 6010D	RDT	1	PASI-A
		SM 6200B	CL	63	PASI-C
92585900007	**MW-35**	MADEP VPH	MAD	6	PASI-C
		EPA 6010D	RDT	1	PASI-A
		SM 6200B	CL	63	PASI-C
92585900008	**EB-1-20220202**	MADEP VPH	MAD	6	PASI-C
		EPA 6010D	RDT	1	PASI-A
		SM 6200B	CL	63	PASI-C
92585900009	**EB-2-20220202**	MADEP VPH	MAD	6	PASI-C
		EPA 6010D	RDT	1	PASI-A
		SM 6200B	CL	63	PASI-C
92585900010	**FB-1-20220202**	MADEP VPH	MAD	6	PASI-C
		SM 6200B	CL	63	PASI-C
92585900011	**TRIP BLANK**	SM 6200B	CL	63	PASI-C
92585900012	**MW-56**	MADEP VPH	MAD	6	PASI-C
		EPA 6010D	RDT	1	PASI-A
		SM 6200B	CL	63	PASI-C
92585900013	**DUP-2-20220202**	MADEP VPH	MAD	6	PASI-C
		EPA 6010D	RDT	1	PASI-A
		SM 6200B	CL	63	PASI-C
92585900014	**MW-97D**	MADEP VPH	MAD	6	PASI-C

This report shall not be reproduced, except in full,
without the written consent of Pace Analytical Services, LLC.

Pace Analytical Services, LLC
9800 Kincey Ave. Suite 100
Huntersville, NC 28078
(704)875-9092

SAMPLE ANALYTE COUNT

Project: CPC Huntersville-60674226
Pace Project No.: 92585900

Lab ID	Sample ID	Method	Analysts	Analytes Reported	Laboratory
		EPA 6010D	RDT	1	PASI-A
		SM 6200B	CL	63	PASI-C
92585900015	**MW-33**	MADEP VPH	MAD	6	PASI-C
		EPA 6010D	RDT	1	PASI-A
		SM 6200B	CL	63	PASI-C
92585900016	**MW-36**	MADEP VPH	MAD	6	PASI-C
		EPA 6010D	RDT	1	PASI-A
		SM 6200B	CL	63	PASI-C
92585900017	**MW-57**	MADEP VPH	MAD	6	PASI-C
		EPA 6010D	RDT	1	PASI-A
		SM 6200B	CL	63	PASI-C
92585900018	**MW-07D**	MADEP VPH	MAD	6	PASI-C
		EPA 6010D	RDT	1	PASI-A
		SM 6200B	CL	63	PASI-C
92585900019	**MW-32**	MADEP VPH	MAD	6	PASI-C
		EPA 6010D	RDT	1	PASI-A
		SM 6200B	CL	63	PASI-C
92585900020	**MW-25D**	MADEP VPH	MAD	6	PASI-C
		EPA 6010D	RDT	1	PASI-A
		SM 6200B	CL	63	PASI-C
92585900021	**MW-87**	MADEP VPH	MAD	6	PASI-C
		EPA 6010D	RDT	1	PASI-A
		SM 6200B	CL	63	PASI-C
92585900022	**MW-57D**	MADEP VPH	MAD	6	PASI-C
		EPA 6010D	RDT	1	PASI-A
		SM 6200B	CL	63	PASI-C
92585900023	**MW-53**	MADEP VPH	MAD	6	PASI-C
		EPA 6010D	RDT	1	PASI-A
		SM 6200B	CL	63	PASI-C

PASI-A = Pace Analytical Services - Asheville
PASI-C = Pace Analytical Services - Charlotte

This report shall not be reproduced, except in full,
without the written consent of Pace Analytical Services, LLC.

Pace Analytical Services, LLC
9800 Kincey Ave. Suite 100
Huntersville, NC 28078
(704)875-9092

ANALYTICAL RESULTS

Project: CPC Huntersville-60674226
Pace Project No.: 92585900

Sample: MW-34 **Lab ID: 92585900001** Collected: 02/02/22 15:30 Received: 02/02/22 17:57 Matrix: Water

Parameters	Results	Units	Report Limit	MDL	DF	Prepared	Analyzed	CAS No.	Qual
VPH NC Water	Analytical Method: MADEP VPH Pace Analytical Services - Charlotte								
Total VPH (C5-C12)	ND	ug/L	50.0	50.0	1		02/04/22 00:11		N2
Aliphatic (C05-C08)	ND	ug/L	50.0	50.0	1		02/04/22 00:11		N2
Aliphatic(C09-C12) Adjusted	ND	ug/L	50.0	50.0	1		02/04/22 00:11		N2
Aromatic (C09-C10)	ND	ug/L	50.0	50.0	1		02/04/22 00:11		N2
Surrogates									
4-Bromofluorobenzene (FID) (S)	101	%	70-130		1		02/04/22 00:11	460-00-4	
4-Bromofluorobenzene (PID) (S)	97	%	70-130		1		02/04/22 00:11	460-00-4	
6010 MET ICP	Analytical Method: EPA 6010D Preparation Method: EPA 3010A Pace Analytical Services - Asheville								
Lead	ND	ug/L	5.0	4.5	1	02/04/22 00:23	02/04/22 10:53	7439-92-1	
6200B MSV	Analytical Method: SM 6200B Pace Analytical Services - Charlotte								
Benzene	ND	ug/L	0.50	0.34	1		02/04/22 04:37	71-43-2	
Bromobenzene	ND	ug/L	0.50	0.29	1		02/04/22 04:37	108-86-1	
Bromochloromethane	ND	ug/L	0.50	0.47	1		02/04/22 04:37	74-97-5	
Bromodichloromethane	ND	ug/L	0.50	0.31	1		02/04/22 04:37	75-27-4	
Bromoform	ND	ug/L	0.50	0.34	1		02/04/22 04:37	75-25-2	
Bromomethane	ND	ug/L	5.0	1.7	1		02/04/22 04:37	74-83-9	M1
n-Butylbenzene	ND	ug/L	0.50	0.49	1		02/04/22 04:37	104-51-8	
sec-Butylbenzene	ND	ug/L	0.50	0.40	1		02/04/22 04:37	135-98-8	
tert-Butylbenzene	ND	ug/L	0.50	0.32	1		02/04/22 04:37	98-06-6	
Carbon tetrachloride	ND	ug/L	0.50	0.33	1		02/04/22 04:37	56-23-5	
Chlorobenzene	ND	ug/L	0.50	0.28	1		02/04/22 04:37	108-90-7	
Chloroethane	ND	ug/L	1.0	0.65	1		02/04/22 04:37	75-00-3	
Chloroform	ND	ug/L	0.50	0.35	1		02/04/22 04:37	67-66-3	
Chloromethane	ND	ug/L	1.0	0.54	1		02/04/22 04:37	74-87-3	
2-Chlorotoluene	ND	ug/L	0.50	0.32	1		02/04/22 04:37	95-49-8	
4-Chlorotoluene	ND	ug/L	0.50	0.32	1		02/04/22 04:37	106-43-4	
1,2-Dibromo-3-chloropropane	ND	ug/L	1.0	0.34	1		02/04/22 04:37	96-12-8	
Dibromochloromethane	ND	ug/L	0.50	0.36	1		02/04/22 04:37	124-48-1	
1,2-Dibromoethane (EDB)	ND	ug/L	0.50	0.27	1		02/04/22 04:37	106-93-4	
Dibromomethane	ND	ug/L	0.50	0.39	1		02/04/22 04:37	74-95-3	
1,2-Dichlorobenzene	ND	ug/L	0.50	0.34	1		02/04/22 04:37	95-50-1	
1,3-Dichlorobenzene	ND	ug/L	0.50	0.34	1		02/04/22 04:37	541-73-1	
1,4-Dichlorobenzene	ND	ug/L	0.50	0.33	1		02/04/22 04:37	106-46-7	
Dichlorodifluoromethane	ND	ug/L	0.50	0.35	1		02/04/22 04:37	75-71-8	M1
1,1-Dichloroethane	ND	ug/L	0.50	0.37	1		02/04/22 04:37	75-34-3	
1,2-Dichloroethane	ND	ug/L	0.50	0.32	1		02/04/22 04:37	107-06-2	
1,1-Dichloroethene	ND	ug/L	0.50	0.35	1		02/04/22 04:37	75-35-4	
cis-1,2-Dichloroethene	ND	ug/L	0.50	0.38	1		02/04/22 04:37	156-59-2	
trans-1,2-Dichloroethene	ND	ug/L	0.50	0.40	1		02/04/22 04:37	156-60-5	
1,2-Dichloropropane	ND	ug/L	0.50	0.36	1		02/04/22 04:37	78-87-5	
1,3-Dichloropropane	ND	ug/L	0.50	0.28	1		02/04/22 04:37	142-28-9	

REPORT OF LABORATORY ANALYSIS

This report shall not be reproduced, except in full,
without the written consent of Pace Analytical Services, LLC.

Pace Analytical Services, LLC
9800 Kincey Ave. Suite 100
Huntersville, NC 28078
(704)875-9092

ANALYTICAL RESULTS

Project: CPC Huntersville-60674226
Pace Project No.: 92585900

Sample: MW-34 **Lab ID: 92585900001** Collected: 02/02/22 15:30 Received: 02/02/22 17:57 Matrix: Water

Parameters	Results	Units	Report Limit	MDL	DF	Prepared	Analyzed	CAS No.	Qual
6200B MSV	Analytical Method: SM 6200B Pace Analytical Services - Charlotte								
2,2-Dichloropropane	ND	ug/L	0.50	0.39	1		02/04/22 04:37	594-20-7	IH
1,1-Dichloropropene	ND	ug/L	0.50	0.43	1		02/04/22 04:37	563-58-6	
cis-1,3-Dichloropropene	ND	ug/L	0.50	0.36	1		02/04/22 04:37	10061-01-5	
trans-1,3-Dichloropropene	ND	ug/L	0.50	0.36	1		02/04/22 04:37	10061-02-6	
Diisopropyl ether	ND	ug/L	0.50	0.31	1		02/04/22 04:37	108-20-3	
Ethylbenzene	ND	ug/L	0.50	0.30	1		02/04/22 04:37	100-41-4	
Hexachloro-1,3-butadiene	ND	ug/L	2.0	1.5	1		02/04/22 04:37	87-68-3	
Isopropylbenzene (Cumene)	ND	ug/L	0.50	0.33	1		02/04/22 04:37	98-82-8	
Methylene Chloride	ND	ug/L	2.0	2.0	1		02/04/22 04:37	75-09-2	
Methyl-tert-butyl ether	ND	ug/L	0.50	0.42	1		02/04/22 04:37	1634-04-4	
Naphthalene	ND	ug/L	2.0	0.64	1		02/04/22 04:37	91-20-3	
n-Propylbenzene	ND	ug/L	0.50	0.34	1		02/04/22 04:37	103-65-1	
Styrene	ND	ug/L	0.50	0.29	1		02/04/22 04:37	100-42-5	
1,1,1,2-Tetrachloroethane	ND	ug/L	0.50	0.31	1		02/04/22 04:37	630-20-6	
1,1,2,2-Tetrachloroethane	ND	ug/L	0.50	0.22	1		02/04/22 04:37	79-34-5	
Tetrachloroethene	ND	ug/L	0.50	0.29	1		02/04/22 04:37	127-18-4	
Toluene	ND	ug/L	0.50	0.48	1		02/04/22 04:37	108-88-3	
1,2,3-Trichlorobenzene	ND	ug/L	2.0	0.81	1		02/04/22 04:37	87-61-6	
1,2,4-Trichlorobenzene	ND	ug/L	2.0	0.64	1		02/04/22 04:37	120-82-1	
1,1,1-Trichloroethane	ND	ug/L	0.50	0.33	1		02/04/22 04:37	71-55-6	
1,1,2-Trichloroethane	ND	ug/L	0.50	0.32	1		02/04/22 04:37	79-00-5	
Trichloroethene	ND	ug/L	0.50	0.38	1		02/04/22 04:37	79-01-6	
Trichlorofluoromethane	ND	ug/L	1.0	0.30	1		02/04/22 04:37	75-69-4	
1,2,3-Trichloropropane	ND	ug/L	0.50	0.26	1		02/04/22 04:37	96-18-4	
1,2,4-Trimethylbenzene	ND	ug/L	0.50	0.50	1		02/04/22 04:37	95-63-6	
1,3,5-Trimethylbenzene	ND	ug/L	0.50	0.33	1		02/04/22 04:37	108-67-8	
Vinyl chloride	ND	ug/L	1.0	0.39	1		02/04/22 04:37	75-01-4	
m&p-Xylene	ND	ug/L	1.0	0.71	1		02/04/22 04:37	179601-23-1	
o-Xylene	ND	ug/L	0.50	0.34	1		02/04/22 04:37	95-47-6	
Surrogates									
1,2-Dichloroethane-d4 (S)	98	%	70-130		1		02/04/22 04:37	17060-07-0	
4-Bromofluorobenzene (S)	97	%	70-130		1		02/04/22 04:37	460-00-4	
Toluene-d8 (S)	98	%	70-130		1		02/04/22 04:37	2037-26-5	

REPORT OF LABORATORY ANALYSIS

This report shall not be reproduced, except in full,
without the written consent of Pace Analytical Services, LLC.

Pace Analytical Services, LLC
9800 Kincey Ave. Suite 100
Huntersville, NC 28078
(704)875-9092

ANALYTICAL RESULTS

Project: CPC Huntersville-60674226
Pace Project No.: 92585900

Sample: MW-05 **Lab ID: 92585900002** Collected: 02/02/22 15:00 Received: 02/02/22 17:57 Matrix: Water

Parameters	Results	Units	Report Limit	MDL	DF	Prepared	Analyzed	CAS No.	Qual
VPH NC Water	Analytical Method: MADEP VPH Pace Analytical Services - Charlotte								
Total VPH (C5-C12)	ND	ug/L	50.0	50.0	1		02/04/22 00:40		N2
Aliphatic (C05-C08)	ND	ug/L	50.0	50.0	1		02/04/22 00:40		N2
Aliphatic(C09-C12) Adjusted	ND	ug/L	50.0	50.0	1		02/04/22 00:40		N2
Aromatic (C09-C10)	ND	ug/L	50.0	50.0	1		02/04/22 00:40		N2
Surrogates									
4-Bromofluorobenzene (FID) (S)	98	%	70-130		1		02/04/22 00:40	460-00-4	
4-Bromofluorobenzene (PID) (S)	94	%	70-130		1		02/04/22 00:40	460-00-4	
6010 MET ICP	Analytical Method: EPA 6010D Preparation Method: EPA 3010A Pace Analytical Services - Asheville								
Lead	ND	ug/L	5.0	4.5	1	02/04/22 00:23	02/04/22 10:57	7439-92-1	
6200B MSV	Analytical Method: SM 6200B Pace Analytical Services - Charlotte								
Benzene	ND	ug/L	0.50	0.34	1		02/04/22 07:41	71-43-2	
Bromobenzene	ND	ug/L	0.50	0.29	1		02/04/22 07:41	108-86-1	
Bromochloromethane	ND	ug/L	0.50	0.47	1		02/04/22 07:41	74-97-5	
Bromodichloromethane	ND	ug/L	0.50	0.31	1		02/04/22 07:41	75-27-4	
Bromoform	ND	ug/L	0.50	0.34	1		02/04/22 07:41	75-25-2	
Bromomethane	ND	ug/L	5.0	1.7	1		02/04/22 07:41	74-83-9	
n-Butylbenzene	ND	ug/L	0.50	0.49	1		02/04/22 07:41	104-51-8	
sec-Butylbenzene	ND	ug/L	0.50	0.40	1		02/04/22 07:41	135-98-8	
tert-Butylbenzene	ND	ug/L	0.50	0.32	1		02/04/22 07:41	98-06-6	
Carbon tetrachloride	ND	ug/L	0.50	0.33	1		02/04/22 07:41	56-23-5	
Chlorobenzene	ND	ug/L	0.50	0.28	1		02/04/22 07:41	108-90-7	
Chloroethane	ND	ug/L	1.0	0.65	1		02/04/22 07:41	75-00-3	
Chloroform	ND	ug/L	0.50	0.35	1		02/04/22 07:41	67-66-3	
Chloromethane	ND	ug/L	1.0	0.54	1		02/04/22 07:41	74-87-3	
2-Chlorotoluene	ND	ug/L	0.50	0.32	1		02/04/22 07:41	95-49-8	
4-Chlorotoluene	ND	ug/L	0.50	0.32	1		02/04/22 07:41	106-43-4	
1,2-Dibromo-3-chloropropane	ND	ug/L	1.0	0.34	1		02/04/22 07:41	96-12-8	
Dibromochloromethane	ND	ug/L	0.50	0.36	1		02/04/22 07:41	124-48-1	
1,2-Dibromoethane (EDB)	ND	ug/L	0.50	0.27	1		02/04/22 07:41	106-93-4	
Dibromomethane	ND	ug/L	0.50	0.39	1		02/04/22 07:41	74-95-3	
1,2-Dichlorobenzene	ND	ug/L	0.50	0.34	1		02/04/22 07:41	95-50-1	
1,3-Dichlorobenzene	ND	ug/L	0.50	0.34	1		02/04/22 07:41	541-73-1	
1,4-Dichlorobenzene	ND	ug/L	0.50	0.33	1		02/04/22 07:41	106-46-7	
Dichlorodifluoromethane	ND	ug/L	0.50	0.35	1		02/04/22 07:41	75-71-8	
1,1-Dichloroethane	ND	ug/L	0.50	0.37	1		02/04/22 07:41	75-34-3	
1,2-Dichloroethane	ND	ug/L	0.50	0.32	1		02/04/22 07:41	107-06-2	
1,1-Dichloroethene	ND	ug/L	0.50	0.35	1		02/04/22 07:41	75-35-4	
cis-1,2-Dichloroethene	ND	ug/L	0.50	0.38	1		02/04/22 07:41	156-59-2	
trans-1,2-Dichloroethene	ND	ug/L	0.50	0.40	1		02/04/22 07:41	156-60-5	
1,2-Dichloropropane	ND	ug/L	0.50	0.36	1		02/04/22 07:41	78-87-5	
1,3-Dichloropropane	ND	ug/L	0.50	0.28	1		02/04/22 07:41	142-28-9	

REPORT OF LABORATORY ANALYSIS

This report shall not be reproduced, except in full,
without the written consent of Pace Analytical Services, LLC.

Pace Analytical Services, LLC
9800 Kincey Ave. Suite 100
Huntersville, NC 28078
(704)875-9092

ANALYTICAL RESULTS

Project: CPC Huntersville-60674226
Pace Project No.: 92585900

Sample: MW-05 **Lab ID: 92585900002** Collected: 02/02/22 15:00 Received: 02/02/22 17:57 Matrix: Water

Parameters	Results	Units	Report Limit	MDL	DF	Prepared	Analyzed	CAS No.	Qual
6200B MSV	Analytical Method: SM 6200B Pace Analytical Services - Charlotte								
2,2-Dichloropropane	ND	ug/L	0.50	0.39	1		02/04/22 07:41	594-20-7	IH
1,1-Dichloropropene	ND	ug/L	0.50	0.43	1		02/04/22 07:41	563-58-6	
cis-1,3-Dichloropropene	ND	ug/L	0.50	0.36	1		02/04/22 07:41	10061-01-5	
trans-1,3-Dichloropropene	ND	ug/L	0.50	0.36	1		02/04/22 07:41	10061-02-6	
Diisopropyl ether	ND	ug/L	0.50	0.31	1		02/04/22 07:41	108-20-3	
Ethylbenzene	ND	ug/L	0.50	0.30	1		02/04/22 07:41	100-41-4	
Hexachloro-1,3-butadiene	ND	ug/L	2.0	1.5	1		02/04/22 07:41	87-68-3	
Isopropylbenzene (Cumene)	ND	ug/L	0.50	0.33	1		02/04/22 07:41	98-82-8	
Methylene Chloride	ND	ug/L	2.0	2.0	1		02/04/22 07:41	75-09-2	
Methyl-tert-butyl ether	ND	ug/L	0.50	0.42	1		02/04/22 07:41	1634-04-4	
Naphthalene	ND	ug/L	2.0	0.64	1		02/04/22 07:41	91-20-3	
n-Propylbenzene	ND	ug/L	0.50	0.34	1		02/04/22 07:41	103-65-1	
Styrene	ND	ug/L	0.50	0.29	1		02/04/22 07:41	100-42-5	
1,1,1,2-Tetrachloroethane	ND	ug/L	0.50	0.31	1		02/04/22 07:41	630-20-6	
1,1,2,2-Tetrachloroethane	ND	ug/L	0.50	0.22	1		02/04/22 07:41	79-34-5	
Tetrachloroethene	ND	ug/L	0.50	0.29	1		02/04/22 07:41	127-18-4	
Toluene	ND	ug/L	0.50	0.48	1		02/04/22 07:41	108-88-3	
1,2,3-Trichlorobenzene	ND	ug/L	2.0	0.81	1		02/04/22 07:41	87-61-6	
1,2,4-Trichlorobenzene	ND	ug/L	2.0	0.64	1		02/04/22 07:41	120-82-1	
1,1,1-Trichloroethane	ND	ug/L	0.50	0.33	1		02/04/22 07:41	71-55-6	
1,1,2-Trichloroethane	ND	ug/L	0.50	0.32	1		02/04/22 07:41	79-00-5	
Trichloroethene	ND	ug/L	0.50	0.38	1		02/04/22 07:41	79-01-6	
Trichlorofluoromethane	ND	ug/L	1.0	0.30	1		02/04/22 07:41	75-69-4	
1,2,3-Trichloropropane	ND	ug/L	0.50	0.26	1		02/04/22 07:41	96-18-4	
1,2,4-Trimethylbenzene	ND	ug/L	0.50	0.50	1		02/04/22 07:41	95-63-6	
1,3,5-Trimethylbenzene	ND	ug/L	0.50	0.33	1		02/04/22 07:41	108-67-8	
Vinyl chloride	ND	ug/L	1.0	0.39	1		02/04/22 07:41	75-01-4	
m&p-Xylene	ND	ug/L	1.0	0.71	1		02/04/22 07:41	179601-23-1	
o-Xylene	ND	ug/L	0.50	0.34	1		02/04/22 07:41	95-47-6	
Surrogates									
1,2-Dichloroethane-d4 (S)	101	%	70-130		1		02/04/22 07:41	17060-07-0	
4-Bromofluorobenzene (S)	99	%	70-130		1		02/04/22 07:41	460-00-4	
Toluene-d8 (S)	97	%	70-130		1		02/04/22 07:41	2037-26-5	

REPORT OF LABORATORY ANALYSIS

This report shall not be reproduced, except in full,
without the written consent of Pace Analytical Services, LLC.

Pace Analytical Services, LLC
9800 Kincey Ave. Suite 100
Huntersville, NC 28078
(704)875-9092

ANALYTICAL RESULTS

Project: CPC Huntersville-60674226
Pace Project No.: 92585900

Sample: MW-94 **Lab ID: 92585900003** Collected: 02/02/22 15:30 Received: 02/02/22 17:57 Matrix: Water

Parameters	Results	Units	Report Limit	MDL	DF	Prepared	Analyzed	CAS No.	Qual
VPH NC Water	Analytical Method: MADEP VPH Pace Analytical Services - Charlotte								
Total VPH (C5-C12)	ND	ug/L	50.0	50.0	1		02/04/22 01:08		N2
Aliphatic (C05-C08)	ND	ug/L	50.0	50.0	1		02/04/22 01:08		N2
Aliphatic(C09-C12) Adjusted	ND	ug/L	50.0	50.0	1		02/04/22 01:08		N2
Aromatic (C09-C10)	ND	ug/L	50.0	50.0	1		02/04/22 01:08		N2
Surrogates									
4-Bromofluorobenzene (FID) (S)	98	%	70-130		1		02/04/22 01:08	460-00-4	
4-Bromofluorobenzene (PID) (S)	94	%	70-130		1		02/04/22 01:08	460-00-4	
6010 MET ICP	Analytical Method: EPA 6010D Preparation Method: EPA 3010A Pace Analytical Services - Asheville								
Lead	ND	ug/L	5.0	4.5	1	02/04/22 00:23	02/04/22 11:00	7439-92-1	
6200B MSV	Analytical Method: SM 6200B Pace Analytical Services - Charlotte								
Benzene	ND	ug/L	0.50	0.34	1		02/04/22 07:59	71-43-2	
Bromobenzene	ND	ug/L	0.50	0.29	1		02/04/22 07:59	108-86-1	
Bromochloromethane	ND	ug/L	0.50	0.47	1		02/04/22 07:59	74-97-5	
Bromodichloromethane	ND	ug/L	0.50	0.31	1		02/04/22 07:59	75-27-4	
Bromoform	ND	ug/L	0.50	0.34	1		02/04/22 07:59	75-25-2	
Bromomethane	ND	ug/L	5.0	1.7	1		02/04/22 07:59	74-83-9	
n-Butylbenzene	ND	ug/L	0.50	0.49	1		02/04/22 07:59	104-51-8	
sec-Butylbenzene	ND	ug/L	0.50	0.40	1		02/04/22 07:59	135-98-8	
tert-Butylbenzene	ND	ug/L	0.50	0.32	1		02/04/22 07:59	98-06-6	
Carbon tetrachloride	ND	ug/L	0.50	0.33	1		02/04/22 07:59	56-23-5	
Chlorobenzene	ND	ug/L	0.50	0.28	1		02/04/22 07:59	108-90-7	
Chloroethane	ND	ug/L	1.0	0.65	1		02/04/22 07:59	75-00-3	
Chloroform	**1.5**	ug/L	0.50	0.35	1		02/04/22 07:59	67-66-3	
Chloromethane	ND	ug/L	1.0	0.54	1		02/04/22 07:59	74-87-3	
2-Chlorotoluene	ND	ug/L	0.50	0.32	1		02/04/22 07:59	95-49-8	
4-Chlorotoluene	ND	ug/L	0.50	0.32	1		02/04/22 07:59	106-43-4	
1,2-Dibromo-3-chloropropane	ND	ug/L	1.0	0.34	1		02/04/22 07:59	96-12-8	
Dibromochloromethane	ND	ug/L	0.50	0.36	1		02/04/22 07:59	124-48-1	
1,2-Dibromoethane (EDB)	ND	ug/L	0.50	0.27	1		02/04/22 07:59	106-93-4	
Dibromomethane	ND	ug/L	0.50	0.39	1		02/04/22 07:59	74-95-3	
1,2-Dichlorobenzene	ND	ug/L	0.50	0.34	1		02/04/22 07:59	95-50-1	
1,3-Dichlorobenzene	ND	ug/L	0.50	0.34	1		02/04/22 07:59	541-73-1	
1,4-Dichlorobenzene	ND	ug/L	0.50	0.33	1		02/04/22 07:59	106-46-7	
Dichlorodifluoromethane	ND	ug/L	0.50	0.35	1		02/04/22 07:59	75-71-8	
1,1-Dichloroethane	ND	ug/L	0.50	0.37	1		02/04/22 07:59	75-34-3	
1,2-Dichloroethane	ND	ug/L	0.50	0.32	1		02/04/22 07:59	107-06-2	
1,1-Dichloroethene	ND	ug/L	0.50	0.35	1		02/04/22 07:59	75-35-4	
cis-1,2-Dichloroethene	ND	ug/L	0.50	0.38	1		02/04/22 07:59	156-59-2	
trans-1,2-Dichloroethene	ND	ug/L	0.50	0.40	1		02/04/22 07:59	156-60-5	
1,2-Dichloropropane	ND	ug/L	0.50	0.36	1		02/04/22 07:59	78-87-5	
1,3-Dichloropropane	ND	ug/L	0.50	0.28	1		02/04/22 07:59	142-28-9	

REPORT OF LABORATORY ANALYSIS

This report shall not be reproduced, except in full,
without the written consent of Pace Analytical Services, LLC.

Pace Analytical Services, LLC
9800 Kincey Ave. Suite 100
Huntersville, NC 28078
(704)875-9092

ANALYTICAL RESULTS

Project: CPC Huntersville-60674226
Pace Project No.: 92585900

Sample: MW-94 **Lab ID: 92585900003** Collected: 02/02/22 15:30 Received: 02/02/22 17:57 Matrix: Water

Parameters	Results	Units	Report Limit	MDL	DF	Prepared	Analyzed	CAS No.	Qual
6200B MSV	Analytical Method: SM 6200B Pace Analytical Services - Charlotte								
2,2-Dichloropropane	ND	ug/L	0.50	0.39	1		02/04/22 07:59	594-20-7	IH
1,1-Dichloropropene	ND	ug/L	0.50	0.43	1		02/04/22 07:59	563-58-6	
cis-1,3-Dichloropropene	ND	ug/L	0.50	0.36	1		02/04/22 07:59	10061-01-5	
trans-1,3-Dichloropropene	ND	ug/L	0.50	0.36	1		02/04/22 07:59	10061-02-6	
Diisopropyl ether	ND	ug/L	0.50	0.31	1		02/04/22 07:59	108-20-3	
Ethylbenzene	ND	ug/L	0.50	0.30	1		02/04/22 07:59	100-41-4	
Hexachloro-1,3-butadiene	ND	ug/L	2.0	1.5	1		02/04/22 07:59	87-68-3	
Isopropylbenzene (Cumene)	ND	ug/L	0.50	0.33	1		02/04/22 07:59	98-82-8	
Methylene Chloride	ND	ug/L	2.0	2.0	1		02/04/22 07:59	75-09-2	
Methyl-tert-butyl ether	ND	ug/L	0.50	0.42	1		02/04/22 07:59	1634-04-4	
Naphthalene	ND	ug/L	2.0	0.64	1		02/04/22 07:59	91-20-3	
n-Propylbenzene	ND	ug/L	0.50	0.34	1		02/04/22 07:59	103-65-1	
Styrene	ND	ug/L	0.50	0.29	1		02/04/22 07:59	100-42-5	
1,1,1,2-Tetrachloroethane	ND	ug/L	0.50	0.31	1		02/04/22 07:59	630-20-6	
1,1,2,2-Tetrachloroethane	ND	ug/L	0.50	0.22	1		02/04/22 07:59	79-34-5	
Tetrachloroethene	ND	ug/L	0.50	0.29	1		02/04/22 07:59	127-18-4	
Toluene	ND	ug/L	0.50	0.48	1		02/04/22 07:59	108-88-3	
1,2,3-Trichlorobenzene	ND	ug/L	2.0	0.81	1		02/04/22 07:59	87-61-6	
1,2,4-Trichlorobenzene	ND	ug/L	2.0	0.64	1		02/04/22 07:59	120-82-1	
1,1,1-Trichloroethane	ND	ug/L	0.50	0.33	1		02/04/22 07:59	71-55-6	
1,1,2-Trichloroethane	ND	ug/L	0.50	0.32	1		02/04/22 07:59	79-00-5	
Trichloroethene	ND	ug/L	0.50	0.38	1		02/04/22 07:59	79-01-6	
Trichlorofluoromethane	ND	ug/L	1.0	0.30	1		02/04/22 07:59	75-69-4	
1,2,3-Trichloropropane	ND	ug/L	0.50	0.26	1		02/04/22 07:59	96-18-4	
1,2,4-Trimethylbenzene	ND	ug/L	0.50	0.50	1		02/04/22 07:59	95-63-6	
1,3,5-Trimethylbenzene	ND	ug/L	0.50	0.33	1		02/04/22 07:59	108-67-8	
Vinyl chloride	ND	ug/L	1.0	0.39	1		02/04/22 07:59	75-01-4	
m&p-Xylene	ND	ug/L	1.0	0.71	1		02/04/22 07:59	179601-23-1	
o-Xylene	ND	ug/L	0.50	0.34	1		02/04/22 07:59	95-47-6	
Surrogates									
1,2-Dichloroethane-d4 (S)	99	%	70-130		1		02/04/22 07:59	17060-07-0	
4-Bromofluorobenzene (S)	98	%	70-130		1		02/04/22 07:59	460-00-4	
Toluene-d8 (S)	97	%	70-130		1		02/04/22 07:59	2037-26-5	

REPORT OF LABORATORY ANALYSIS

This report shall not be reproduced, except in full,
without the written consent of Pace Analytical Services, LLC.

Pace Analytical Services, LLC
9800 Kincey Ave. Suite 100
Huntersville, NC 28078
(704)875-9092

ANALYTICAL RESULTS

Project: CPC Huntersville-60674226
Pace Project No.: 92585900

Sample: MW-03 **Lab ID: 92585900004** Collected: 02/02/22 15:50 Received: 02/02/22 17:57 Matrix: Water

Parameters	Results	Units	Report Limit	MDL	DF	Prepared	Analyzed	CAS No.	Qual
VPH NC Water	Analytical Method: MADEP VPH Pace Analytical Services - Charlotte								
Total VPH (C5-C12)	**19200**	ug/L	50.0	50.0	1		02/04/22 01:37		N2
Aliphatic (C05-C08)	**19100**	ug/L	50.0	50.0	1		02/04/22 01:37		N2
Aliphatic(C09-C12) Adjusted	**140**	ug/L	50.0	50.0	1		02/04/22 01:37		N2
Aromatic (C09-C10)	ND	ug/L	50.0	50.0	1		02/04/22 01:37		N2
Surrogates									
4-Bromofluorobenzene (FID) (S)	100	%	70-130		1		02/04/22 01:37	460-00-4	
4-Bromofluorobenzene (PID) (S)	95	%	70-130		1		02/04/22 01:37	460-00-4	
6010 MET ICP	Analytical Method: EPA 6010D Preparation Method: EPA 3010A Pace Analytical Services - Asheville								
Lead	ND	ug/L	5.0	4.5	1	02/04/22 00:23	02/04/22 11:04	7439-92-1	
6200B MSV	Analytical Method: SM 6200B Pace Analytical Services - Charlotte								
Benzene	**29.2**	ug/L	1.0	0.69	2		02/04/22 09:13	71-43-2	
Bromobenzene	ND	ug/L	1.0	0.58	2		02/04/22 09:13	108-86-1	
Bromochloromethane	ND	ug/L	1.0	0.94	2		02/04/22 09:13	74-97-5	
Bromodichloromethane	ND	ug/L	1.0	0.61	2		02/04/22 09:13	75-27-4	
Bromoform	ND	ug/L	1.0	0.68	2		02/04/22 09:13	75-25-2	
Bromomethane	ND	ug/L	10.0	3.3	2		02/04/22 09:13	74-83-9	
n-Butylbenzene	ND	ug/L	1.0	0.98	2		02/04/22 09:13	104-51-8	
sec-Butylbenzene	ND	ug/L	1.0	0.80	2		02/04/22 09:13	135-98-8	
tert-Butylbenzene	ND	ug/L	1.0	0.65	2		02/04/22 09:13	98-06-6	
Carbon tetrachloride	ND	ug/L	1.0	0.67	2		02/04/22 09:13	56-23-5	
Chlorobenzene	ND	ug/L	1.0	0.57	2		02/04/22 09:13	108-90-7	
Chloroethane	ND	ug/L	2.0	1.3	2		02/04/22 09:13	75-00-3	
Chloroform	ND	ug/L	1.0	0.71	2		02/04/22 09:13	67-66-3	
Chloromethane	ND	ug/L	2.0	1.1	2		02/04/22 09:13	74-87-3	
2-Chlorotoluene	ND	ug/L	1.0	0.64	2		02/04/22 09:13	95-49-8	
4-Chlorotoluene	ND	ug/L	1.0	0.65	2		02/04/22 09:13	106-43-4	
1,2-Dibromo-3-chloropropane	ND	ug/L	2.0	0.68	2		02/04/22 09:13	96-12-8	
Dibromochloromethane	ND	ug/L	1.0	0.72	2		02/04/22 09:13	124-48-1	
1,2-Dibromoethane (EDB)	ND	ug/L	1.0	0.54	2		02/04/22 09:13	106-93-4	
Dibromomethane	ND	ug/L	1.0	0.79	2		02/04/22 09:13	74-95-3	
1,2-Dichlorobenzene	ND	ug/L	1.0	0.68	2		02/04/22 09:13	95-50-1	
1,3-Dichlorobenzene	ND	ug/L	1.0	0.68	2		02/04/22 09:13	541-73-1	
1,4-Dichlorobenzene	ND	ug/L	1.0	0.67	2		02/04/22 09:13	106-46-7	
Dichlorodifluoromethane	ND	ug/L	1.0	0.69	2		02/04/22 09:13	75-71-8	
1,1-Dichloroethane	ND	ug/L	1.0	0.73	2		02/04/22 09:13	75-34-3	
1,2-Dichloroethane	ND	ug/L	1.0	0.64	2		02/04/22 09:13	107-06-2	
1,1-Dichloroethene	ND	ug/L	1.0	0.70	2		02/04/22 09:13	75-35-4	
cis-1,2-Dichloroethene	ND	ug/L	1.0	0.77	2		02/04/22 09:13	156-59-2	
trans-1,2-Dichloroethene	ND	ug/L	1.0	0.79	2		02/04/22 09:13	156-60-5	
1,2-Dichloropropane	ND	ug/L	1.0	0.71	2		02/04/22 09:13	78-87-5	
1,3-Dichloropropane	ND	ug/L	1.0	0.57	2		02/04/22 09:13	142-28-9	

REPORT OF LABORATORY ANALYSIS

This report shall not be reproduced, except in full,
without the written consent of Pace Analytical Services, LLC.

Pace Analytical Services, LLC
9800 Kincey Ave. Suite 100
Huntersville, NC 28078
(704)875-9092

ANALYTICAL RESULTS

Project: CPC Huntersville-60674226
Pace Project No.: 92585900

Sample: MW-03 **Lab ID: 92585900004** Collected: 02/02/22 15:50 Received: 02/02/22 17:57 Matrix: Water

Parameters	Results	Units	Report Limit	MDL	DF	Prepared	Analyzed	CAS No.	Qual
6200B MSV	Analytical Method: SM 6200B Pace Analytical Services - Charlotte								
2,2-Dichloropropane	ND	ug/L	1.0	0.78	2		02/04/22 09:13	594-20-7	IH
1,1-Dichloropropene	ND	ug/L	1.0	0.85	2		02/04/22 09:13	563-58-6	
cis-1,3-Dichloropropene	ND	ug/L	1.0	0.73	2		02/04/22 09:13	10061-01-5	
trans-1,3-Dichloropropene	ND	ug/L	1.0	0.73	2		02/04/22 09:13	10061-02-6	
Diisopropyl ether	ND	ug/L	1.0	0.62	2		02/04/22 09:13	108-20-3	
Ethylbenzene	**12.1**	ug/L	1.0	0.61	2		02/04/22 09:13	100-41-4	
Hexachloro-1,3-butadiene	ND	ug/L	4.0	3.1	2		02/04/22 09:13	87-68-3	
Isopropylbenzene (Cumene)	ND	ug/L	1.0	0.67	2		02/04/22 09:13	98-82-8	
Methylene Chloride	ND	ug/L	4.0	3.9	2		02/04/22 09:13	75-09-2	
Methyl-tert-butyl ether	ND	ug/L	1.0	0.84	2		02/04/22 09:13	1634-04-4	
Naphthalene	ND	ug/L	4.0	1.3	2		02/04/22 09:13	91-20-3	
n-Propylbenzene	**0.72J**	ug/L	1.0	0.68	2		02/04/22 09:13	103-65-1	
Styrene	ND	ug/L	1.0	0.58	2		02/04/22 09:13	100-42-5	
1,1,1,2-Tetrachloroethane	ND	ug/L	1.0	0.62	2		02/04/22 09:13	630-20-6	
1,1,2,2-Tetrachloroethane	ND	ug/L	1.0	0.45	2		02/04/22 09:13	79-34-5	
Tetrachloroethene	ND	ug/L	1.0	0.58	2		02/04/22 09:13	127-18-4	
Toluene	**176**	ug/L	1.0	0.97	2		02/04/22 09:13	108-88-3	
1,2,3-Trichlorobenzene	ND	ug/L	4.0	1.6	2		02/04/22 09:13	87-61-6	
1,2,4-Trichlorobenzene	ND	ug/L	4.0	1.3	2		02/04/22 09:13	120-82-1	
1,1,1-Trichloroethane	ND	ug/L	1.0	0.66	2		02/04/22 09:13	71-55-6	
1,1,2-Trichloroethane	ND	ug/L	1.0	0.65	2		02/04/22 09:13	79-00-5	
Trichloroethene	ND	ug/L	1.0	0.77	2		02/04/22 09:13	79-01-6	
Trichlorofluoromethane	ND	ug/L	2.0	0.60	2		02/04/22 09:13	75-69-4	
1,2,3-Trichloropropane	ND	ug/L	1.0	0.52	2		02/04/22 09:13	96-18-4	
1,2,4-Trimethylbenzene	**2.2**	ug/L	1.0	0.99	2		02/04/22 09:13	95-63-6	
1,3,5-Trimethylbenzene	**2.2**	ug/L	1.0	0.66	2		02/04/22 09:13	108-67-8	
Vinyl chloride	ND	ug/L	2.0	0.77	2		02/04/22 09:13	75-01-4	
m&p-Xylene	**55.1**	ug/L	2.0	1.4	2		02/04/22 09:13	179601-23-1	
o-Xylene	**16.1**	ug/L	1.0	0.68	2		02/04/22 09:13	95-47-6	
Surrogates									
1,2-Dichloroethane-d4 (S)	100	%	70-130		2		02/04/22 09:13	17060-07-0	
4-Bromofluorobenzene (S)	98	%	70-130		2		02/04/22 09:13	460-00-4	
Toluene-d8 (S)	95	%	70-130		2		02/04/22 09:13	2037-26-5	

REPORT OF LABORATORY ANALYSIS

This report shall not be reproduced, except in full,
without the written consent of Pace Analytical Services, LLC.

Pace Analytical Services, LLC
9800 Kincey Ave. Suite 100
Huntersville, NC 28078
(704)875-9092

ANALYTICAL RESULTS

Project: CPC Huntersville-60674226
Pace Project No.: 92585900

Sample: MW-89 **Lab ID: 92585900005** Collected: 02/02/22 16:00 Received: 02/02/22 17:57 Matrix: Water

Parameters	Results	Units	Report Limit	MDL	DF	Prepared	Analyzed	CAS No.	Qual
VPH NC Water	Analytical Method: MADEP VPH Pace Analytical Services - Charlotte								
Total VPH (C5-C12)	ND	ug/L	50.0	50.0	1		02/04/22 02:06		N2
Aliphatic (C05-C08)	ND	ug/L	50.0	50.0	1		02/04/22 02:06		N2
Aliphatic(C09-C12) Adjusted	ND	ug/L	50.0	50.0	1		02/04/22 02:06		N2
Aromatic (C09-C10)	ND	ug/L	50.0	50.0	1		02/04/22 02:06		N2
Surrogates									
4-Bromofluorobenzene (FID) (S)	97	%	70-130		1		02/04/22 02:06	460-00-4	
4-Bromofluorobenzene (PID) (S)	93	%	70-130		1		02/04/22 02:06	460-00-4	
6010 MET ICP	Analytical Method: EPA 6010D Preparation Method: EPA 3010A Pace Analytical Services - Asheville								
Lead	**6.4**	ug/L	5.0	4.5	1	02/04/22 00:23	02/04/22 11:07	7439-92-1	
6200B MSV	Analytical Method: SM 6200B Pace Analytical Services - Charlotte								
Benzene	ND	ug/L	0.50	0.34	1		02/04/22 04:55	71-43-2	
Bromobenzene	ND	ug/L	0.50	0.29	1		02/04/22 04:55	108-86-1	
Bromochloromethane	ND	ug/L	0.50	0.47	1		02/04/22 04:55	74-97-5	
Bromodichloromethane	ND	ug/L	0.50	0.31	1		02/04/22 04:55	75-27-4	
Bromoform	ND	ug/L	0.50	0.34	1		02/04/22 04:55	75-25-2	
Bromomethane	ND	ug/L	5.0	1.7	1		02/04/22 04:55	74-83-9	
n-Butylbenzene	ND	ug/L	0.50	0.49	1		02/04/22 04:55	104-51-8	
sec-Butylbenzene	ND	ug/L	0.50	0.40	1		02/04/22 04:55	135-98-8	
tert-Butylbenzene	ND	ug/L	0.50	0.32	1		02/04/22 04:55	98-06-6	
Carbon tetrachloride	ND	ug/L	0.50	0.33	1		02/04/22 04:55	56-23-5	
Chlorobenzene	ND	ug/L	0.50	0.28	1		02/04/22 04:55	108-90-7	
Chloroethane	ND	ug/L	1.0	0.65	1		02/04/22 04:55	75-00-3	
Chloroform	ND	ug/L	0.50	0.35	1		02/04/22 04:55	67-66-3	
Chloromethane	ND	ug/L	1.0	0.54	1		02/04/22 04:55	74-87-3	
2-Chlorotoluene	ND	ug/L	0.50	0.32	1		02/04/22 04:55	95-49-8	
4-Chlorotoluene	ND	ug/L	0.50	0.32	1		02/04/22 04:55	106-43-4	
1,2-Dibromo-3-chloropropane	ND	ug/L	1.0	0.34	1		02/04/22 04:55	96-12-8	
Dibromochloromethane	ND	ug/L	0.50	0.36	1		02/04/22 04:55	124-48-1	
1,2-Dibromoethane (EDB)	ND	ug/L	0.50	0.27	1		02/04/22 04:55	106-93-4	
Dibromomethane	ND	ug/L	0.50	0.39	1		02/04/22 04:55	74-95-3	
1,2-Dichlorobenzene	ND	ug/L	0.50	0.34	1		02/04/22 04:55	95-50-1	
1,3-Dichlorobenzene	ND	ug/L	0.50	0.34	1		02/04/22 04:55	541-73-1	
1,4-Dichlorobenzene	ND	ug/L	0.50	0.33	1		02/04/22 04:55	106-46-7	
Dichlorodifluoromethane	ND	ug/L	0.50	0.35	1		02/04/22 04:55	75-71-8	
1,1-Dichloroethane	ND	ug/L	0.50	0.37	1		02/04/22 04:55	75-34-3	
1,2-Dichloroethane	ND	ug/L	0.50	0.32	1		02/04/22 04:55	107-06-2	
1,1-Dichloroethene	ND	ug/L	0.50	0.35	1		02/04/22 04:55	75-35-4	
cis-1,2-Dichloroethene	ND	ug/L	0.50	0.38	1		02/04/22 04:55	156-59-2	
trans-1,2-Dichloroethene	ND	ug/L	0.50	0.40	1		02/04/22 04:55	156-60-5	
1,2-Dichloropropane	ND	ug/L	0.50	0.36	1		02/04/22 04:55	78-87-5	
1,3-Dichloropropane	ND	ug/L	0.50	0.28	1		02/04/22 04:55	142-28-9	

REPORT OF LABORATORY ANALYSIS

This report shall not be reproduced, except in full,
without the written consent of Pace Analytical Services, LLC.

Pace Analytical Services, LLC
9800 Kincey Ave. Suite 100
Huntersville, NC 28078
(704)875-9092

ANALYTICAL RESULTS

Project: CPC Huntersville-60674226
Pace Project No.: 92585900

Sample: MW-89 **Lab ID: 92585900005** Collected: 02/02/22 16:00 Received: 02/02/22 17:57 Matrix: Water

Parameters	Results	Units	Report Limit	MDL	DF	Prepared	Analyzed	CAS No.	Qual
6200B MSV	Analytical Method: SM 6200B Pace Analytical Services - Charlotte								
2,2-Dichloropropane	ND	ug/L	0.50	0.39	1		02/04/22 04:55	594-20-7	IH
1,1-Dichloropropene	ND	ug/L	0.50	0.43	1		02/04/22 04:55	563-58-6	
cis-1,3-Dichloropropene	ND	ug/L	0.50	0.36	1		02/04/22 04:55	10061-01-5	
trans-1,3-Dichloropropene	ND	ug/L	0.50	0.36	1		02/04/22 04:55	10061-02-6	
Diisopropyl ether	ND	ug/L	0.50	0.31	1		02/04/22 04:55	108-20-3	
Ethylbenzene	ND	ug/L	0.50	0.30	1		02/04/22 04:55	100-41-4	
Hexachloro-1,3-butadiene	ND	ug/L	2.0	1.5	1		02/04/22 04:55	87-68-3	
Isopropylbenzene (Cumene)	ND	ug/L	0.50	0.33	1		02/04/22 04:55	98-82-8	
Methylene Chloride	ND	ug/L	2.0	2.0	1		02/04/22 04:55	75-09-2	
Methyl-tert-butyl ether	ND	ug/L	0.50	0.42	1		02/04/22 04:55	1634-04-4	
Naphthalene	ND	ug/L	2.0	0.64	1		02/04/22 04:55	91-20-3	
n-Propylbenzene	ND	ug/L	0.50	0.34	1		02/04/22 04:55	103-65-1	
Styrene	ND	ug/L	0.50	0.29	1		02/04/22 04:55	100-42-5	
1,1,1,2-Tetrachloroethane	ND	ug/L	0.50	0.31	1		02/04/22 04:55	630-20-6	
1,1,2,2-Tetrachloroethane	ND	ug/L	0.50	0.22	1		02/04/22 04:55	79-34-5	
Tetrachloroethene	ND	ug/L	0.50	0.29	1		02/04/22 04:55	127-18-4	
Toluene	ND	ug/L	0.50	0.48	1		02/04/22 04:55	108-88-3	
1,2,3-Trichlorobenzene	ND	ug/L	2.0	0.81	1		02/04/22 04:55	87-61-6	
1,2,4-Trichlorobenzene	ND	ug/L	2.0	0.64	1		02/04/22 04:55	120-82-1	
1,1,1-Trichloroethane	ND	ug/L	0.50	0.33	1		02/04/22 04:55	71-55-6	
1,1,2-Trichloroethane	ND	ug/L	0.50	0.32	1		02/04/22 04:55	79-00-5	
Trichloroethene	ND	ug/L	0.50	0.38	1		02/04/22 04:55	79-01-6	
Trichlorofluoromethane	ND	ug/L	1.0	0.30	1		02/04/22 04:55	75-69-4	
1,2,3-Trichloropropane	ND	ug/L	0.50	0.26	1		02/04/22 04:55	96-18-4	
1,2,4-Trimethylbenzene	ND	ug/L	0.50	0.50	1		02/04/22 04:55	95-63-6	
1,3,5-Trimethylbenzene	ND	ug/L	0.50	0.33	1		02/04/22 04:55	108-67-8	
Vinyl chloride	ND	ug/L	1.0	0.39	1		02/04/22 04:55	75-01-4	
m&p-Xylene	ND	ug/L	1.0	0.71	1		02/04/22 04:55	179601-23-1	
o-Xylene	ND	ug/L	0.50	0.34	1		02/04/22 04:55	95-47-6	
Surrogates									
1,2-Dichloroethane-d4 (S)	100	%	70-130		1		02/04/22 04:55	17060-07-0	
4-Bromofluorobenzene (S)	98	%	70-130		1		02/04/22 04:55	460-00-4	
Toluene-d8 (S)	98	%	70-130		1		02/04/22 04:55	2037-26-5	

REPORT OF LABORATORY ANALYSIS

This report shall not be reproduced, except in full,
without the written consent of Pace Analytical Services, LLC.

Pace Analytical Services, LLC
9800 Kincey Ave. Suite 100
Huntersville, NC 28078
(704)875-9092

ANALYTICAL RESULTS

Project: CPC Huntersville-60674226
Pace Project No.: 92585900

Sample: MW-27 **Lab ID: 92585900006** Collected: 02/02/22 16:50 Received: 02/02/22 17:57 Matrix: Water

Parameters	Results	Units	Report Limit	MDL	DF	Prepared	Analyzed	CAS No.	Qual
VPH NC Water	Analytical Method: MADEP VPH Pace Analytical Services - Charlotte								
Total VPH (C5-C12)	ND	ug/L	50.0	50.0	1		02/04/22 02:35		N2
Aliphatic (C05-C08)	ND	ug/L	50.0	50.0	1		02/04/22 02:35		N2
Aliphatic(C09-C12) Adjusted	ND	ug/L	50.0	50.0	1		02/04/22 02:35		N2
Aromatic (C09-C10)	ND	ug/L	50.0	50.0	1		02/04/22 02:35		N2
Surrogates									
4-Bromofluorobenzene (FID) (S)	100	%	70-130		1		02/04/22 02:35	460-00-4	
4-Bromofluorobenzene (PID) (S)	96	%	70-130		1		02/04/22 02:35	460-00-4	
6010 MET ICP	Analytical Method: EPA 6010D Preparation Method: EPA 3010A Pace Analytical Services - Asheville								
Lead	**74.0**	ug/L	5.0	4.5	1	02/04/22 00:23	02/04/22 11:11	7439-92-1	
6200B MSV	Analytical Method: SM 6200B Pace Analytical Services - Charlotte								
Benzene	ND	ug/L	0.50	0.34	1		02/04/22 05:14	71-43-2	
Bromobenzene	ND	ug/L	0.50	0.29	1		02/04/22 05:14	108-86-1	
Bromochloromethane	ND	ug/L	0.50	0.47	1		02/04/22 05:14	74-97-5	
Bromodichloromethane	ND	ug/L	0.50	0.31	1		02/04/22 05:14	75-27-4	
Bromoform	ND	ug/L	0.50	0.34	1		02/04/22 05:14	75-25-2	
Bromomethane	ND	ug/L	5.0	1.7	1		02/04/22 05:14	74-83-9	
n-Butylbenzene	ND	ug/L	0.50	0.49	1		02/04/22 05:14	104-51-8	
sec-Butylbenzene	ND	ug/L	0.50	0.40	1		02/04/22 05:14	135-98-8	
tert-Butylbenzene	ND	ug/L	0.50	0.32	1		02/04/22 05:14	98-06-6	
Carbon tetrachloride	ND	ug/L	0.50	0.33	1		02/04/22 05:14	56-23-5	
Chlorobenzene	ND	ug/L	0.50	0.28	1		02/04/22 05:14	108-90-7	
Chloroethane	ND	ug/L	1.0	0.65	1		02/04/22 05:14	75-00-3	
Chloroform	ND	ug/L	0.50	0.35	1		02/04/22 05:14	67-66-3	
Chloromethane	ND	ug/L	1.0	0.54	1		02/04/22 05:14	74-87-3	
2-Chlorotoluene	ND	ug/L	0.50	0.32	1		02/04/22 05:14	95-49-8	
4-Chlorotoluene	ND	ug/L	0.50	0.32	1		02/04/22 05:14	106-43-4	
1,2-Dibromo-3-chloropropane	ND	ug/L	1.0	0.34	1		02/04/22 05:14	96-12-8	
Dibromochloromethane	ND	ug/L	0.50	0.36	1		02/04/22 05:14	124-48-1	
1,2-Dibromoethane (EDB)	ND	ug/L	0.50	0.27	1		02/04/22 05:14	106-93-4	
Dibromomethane	ND	ug/L	0.50	0.39	1		02/04/22 05:14	74-95-3	
1,2-Dichlorobenzene	ND	ug/L	0.50	0.34	1		02/04/22 05:14	95-50-1	
1,3-Dichlorobenzene	ND	ug/L	0.50	0.34	1		02/04/22 05:14	541-73-1	
1,4-Dichlorobenzene	ND	ug/L	0.50	0.33	1		02/04/22 05:14	106-46-7	
Dichlorodifluoromethane	ND	ug/L	0.50	0.35	1		02/04/22 05:14	75-71-8	
1,1-Dichloroethane	ND	ug/L	0.50	0.37	1		02/04/22 05:14	75-34-3	
1,2-Dichloroethane	ND	ug/L	0.50	0.32	1		02/04/22 05:14	107-06-2	
1,1-Dichloroethene	ND	ug/L	0.50	0.35	1		02/04/22 05:14	75-35-4	
cis-1,2-Dichloroethene	ND	ug/L	0.50	0.38	1		02/04/22 05:14	156-59-2	
trans-1,2-Dichloroethene	ND	ug/L	0.50	0.40	1		02/04/22 05:14	156-60-5	
1,2-Dichloropropane	ND	ug/L	0.50	0.36	1		02/04/22 05:14	78-87-5	
1,3-Dichloropropane	ND	ug/L	0.50	0.28	1		02/04/22 05:14	142-28-9	

REPORT OF LABORATORY ANALYSIS

This report shall not be reproduced, except in full,
without the written consent of Pace Analytical Services, LLC.

Pace Analytical Services, LLC
9800 Kincey Ave. Suite 100
Huntersville, NC 28078
(704)875-9092

ANALYTICAL RESULTS

Project: CPC Huntersville-60674226
Pace Project No.: 92585900

Sample: MW-27 **Lab ID: 92585900006** Collected: 02/02/22 16:50 Received: 02/02/22 17:57 Matrix: Water

Parameters	Results	Units	Report Limit	MDL	DF	Prepared	Analyzed	CAS No.	Qual
6200B MSV	Analytical Method: SM 6200B Pace Analytical Services - Charlotte								
2,2-Dichloropropane	ND	ug/L	0.50	0.39	1		02/04/22 05:14	594-20-7	IH
1,1-Dichloropropene	ND	ug/L	0.50	0.43	1		02/04/22 05:14	563-58-6	
cis-1,3-Dichloropropene	ND	ug/L	0.50	0.36	1		02/04/22 05:14	10061-01-5	
trans-1,3-Dichloropropene	ND	ug/L	0.50	0.36	1		02/04/22 05:14	10061-02-6	
Diisopropyl ether	ND	ug/L	0.50	0.31	1		02/04/22 05:14	108-20-3	
Ethylbenzene	ND	ug/L	0.50	0.30	1		02/04/22 05:14	100-41-4	
Hexachloro-1,3-butadiene	ND	ug/L	2.0	1.5	1		02/04/22 05:14	87-68-3	
Isopropylbenzene (Cumene)	ND	ug/L	0.50	0.33	1		02/04/22 05:14	98-82-8	
Methylene Chloride	ND	ug/L	2.0	2.0	1		02/04/22 05:14	75-09-2	
Methyl-tert-butyl ether	ND	ug/L	0.50	0.42	1		02/04/22 05:14	1634-04-4	
Naphthalene	ND	ug/L	2.0	0.64	1		02/04/22 05:14	91-20-3	
n-Propylbenzene	ND	ug/L	0.50	0.34	1		02/04/22 05:14	103-65-1	
Styrene	ND	ug/L	0.50	0.29	1		02/04/22 05:14	100-42-5	
1,1,1,2-Tetrachloroethane	ND	ug/L	0.50	0.31	1		02/04/22 05:14	630-20-6	
1,1,2,2-Tetrachloroethane	ND	ug/L	0.50	0.22	1		02/04/22 05:14	79-34-5	
Tetrachloroethene	ND	ug/L	0.50	0.29	1		02/04/22 05:14	127-18-4	
Toluene	ND	ug/L	0.50	0.48	1		02/04/22 05:14	108-88-3	
1,2,3-Trichlorobenzene	ND	ug/L	2.0	0.81	1		02/04/22 05:14	87-61-6	
1,2,4-Trichlorobenzene	ND	ug/L	2.0	0.64	1		02/04/22 05:14	120-82-1	
1,1,1-Trichloroethane	ND	ug/L	0.50	0.33	1		02/04/22 05:14	71-55-6	
1,1,2-Trichloroethane	ND	ug/L	0.50	0.32	1		02/04/22 05:14	79-00-5	
Trichloroethene	ND	ug/L	0.50	0.38	1		02/04/22 05:14	79-01-6	
Trichlorofluoromethane	ND	ug/L	1.0	0.30	1		02/04/22 05:14	75-69-4	
1,2,3-Trichloropropane	ND	ug/L	0.50	0.26	1		02/04/22 05:14	96-18-4	
1,2,4-Trimethylbenzene	ND	ug/L	0.50	0.50	1		02/04/22 05:14	95-63-6	
1,3,5-Trimethylbenzene	ND	ug/L	0.50	0.33	1		02/04/22 05:14	108-67-8	
Vinyl chloride	ND	ug/L	1.0	0.39	1		02/04/22 05:14	75-01-4	
m&p-Xylene	ND	ug/L	1.0	0.71	1		02/04/22 05:14	179601-23-1	
o-Xylene	ND	ug/L	0.50	0.34	1		02/04/22 05:14	95-47-6	
Surrogates									
1,2-Dichloroethane-d4 (S)	99	%	70-130		1		02/04/22 05:14	17060-07-0	
4-Bromofluorobenzene (S)	99	%	70-130		1		02/04/22 05:14	460-00-4	
Toluene-d8 (S)	98	%	70-130		1		02/04/22 05:14	2037-26-5	

REPORT OF LABORATORY ANALYSIS

This report shall not be reproduced, except in full,
without the written consent of Pace Analytical Services, LLC.

Pace Analytical Services, LLC
9800 Kincey Ave. Suite 100
Huntersville, NC 28078
(704)875-9092

ANALYTICAL RESULTS

Project: CPC Huntersville-60674226
Pace Project No.: 92585900

Sample: MW-35 **Lab ID: 92585900007** Collected: 02/02/22 16:10 Received: 02/02/22 17:57 Matrix: Water

Parameters	Results	Units	Report Limit	MDL	DF	Prepared	Analyzed	CAS No.	Qual
VPH NC Water	Analytical Method: MADEP VPH Pace Analytical Services - Charlotte								
Total VPH (C5-C12)	ND	ug/L	50.0	50.0	1		02/04/22 04:30		N2
Aliphatic (C05-C08)	ND	ug/L	50.0	50.0	1		02/04/22 04:30		N2
Aliphatic(C09-C12) Adjusted	ND	ug/L	50.0	50.0	1		02/04/22 04:30		N2
Aromatic (C09-C10)	ND	ug/L	50.0	50.0	1		02/04/22 04:30		N2
Surrogates									
4-Bromofluorobenzene (FID) (S)	96	%	70-130		1		02/04/22 04:30	460-00-4	
4-Bromofluorobenzene (PID) (S)	92	%	70-130		1		02/04/22 04:30	460-00-4	
6010 MET ICP	Analytical Method: EPA 6010D Preparation Method: EPA 3010A Pace Analytical Services - Asheville								
Lead	ND	ug/L	5.0	4.5	1	02/04/22 00:23	02/04/22 11:14	7439-92-1	
6200B MSV	Analytical Method: SM 6200B Pace Analytical Services - Charlotte								
Benzene	ND	ug/L	0.50	0.34	1		02/04/22 08:18	71-43-2	
Bromobenzene	ND	ug/L	0.50	0.29	1		02/04/22 08:18	108-86-1	
Bromochloromethane	ND	ug/L	0.50	0.47	1		02/04/22 08:18	74-97-5	
Bromodichloromethane	ND	ug/L	0.50	0.31	1		02/04/22 08:18	75-27-4	
Bromoform	ND	ug/L	0.50	0.34	1		02/04/22 08:18	75-25-2	
Bromomethane	ND	ug/L	5.0	1.7	1		02/04/22 08:18	74-83-9	
n-Butylbenzene	ND	ug/L	0.50	0.49	1		02/04/22 08:18	104-51-8	
sec-Butylbenzene	ND	ug/L	0.50	0.40	1		02/04/22 08:18	135-98-8	
tert-Butylbenzene	ND	ug/L	0.50	0.32	1		02/04/22 08:18	98-06-6	
Carbon tetrachloride	ND	ug/L	0.50	0.33	1		02/04/22 08:18	56-23-5	
Chlorobenzene	ND	ug/L	0.50	0.28	1		02/04/22 08:18	108-90-7	
Chloroethane	ND	ug/L	1.0	0.65	1		02/04/22 08:18	75-00-3	
Chloroform	ND	ug/L	0.50	0.35	1		02/04/22 08:18	67-66-3	
Chloromethane	ND	ug/L	1.0	0.54	1		02/04/22 08:18	74-87-3	
2-Chlorotoluene	ND	ug/L	0.50	0.32	1		02/04/22 08:18	95-49-8	
4-Chlorotoluene	ND	ug/L	0.50	0.32	1		02/04/22 08:18	106-43-4	
1,2-Dibromo-3-chloropropane	ND	ug/L	1.0	0.34	1		02/04/22 08:18	96-12-8	
Dibromochloromethane	ND	ug/L	0.50	0.36	1		02/04/22 08:18	124-48-1	
1,2-Dibromoethane (EDB)	ND	ug/L	0.50	0.27	1		02/04/22 08:18	106-93-4	
Dibromomethane	ND	ug/L	0.50	0.39	1		02/04/22 08:18	74-95-3	
1,2-Dichlorobenzene	ND	ug/L	0.50	0.34	1		02/04/22 08:18	95-50-1	
1,3-Dichlorobenzene	ND	ug/L	0.50	0.34	1		02/04/22 08:18	541-73-1	
1,4-Dichlorobenzene	ND	ug/L	0.50	0.33	1		02/04/22 08:18	106-46-7	
Dichlorodifluoromethane	ND	ug/L	0.50	0.35	1		02/04/22 08:18	75-71-8	
1,1-Dichloroethane	ND	ug/L	0.50	0.37	1		02/04/22 08:18	75-34-3	
1,2-Dichloroethane	ND	ug/L	0.50	0.32	1		02/04/22 08:18	107-06-2	
1,1-Dichloroethene	ND	ug/L	0.50	0.35	1		02/04/22 08:18	75-35-4	
cis-1,2-Dichloroethene	ND	ug/L	0.50	0.38	1		02/04/22 08:18	156-59-2	
trans-1,2-Dichloroethene	ND	ug/L	0.50	0.40	1		02/04/22 08:18	156-60-5	
1,2-Dichloropropane	ND	ug/L	0.50	0.36	1		02/04/22 08:18	78-87-5	
1,3-Dichloropropane	ND	ug/L	0.50	0.28	1		02/04/22 08:18	142-28-9	

REPORT OF LABORATORY ANALYSIS

This report shall not be reproduced, except in full,
without the written consent of Pace Analytical Services, LLC.

Pace Analytical Services, LLC
9800 Kincey Ave. Suite 100
Huntersville, NC 28078
(704)875-9092

ANALYTICAL RESULTS

Project: CPC Huntersville-60674226
Pace Project No.: 92585900

Sample: MW-35 **Lab ID: 92585900007** Collected: 02/02/22 16:10 Received: 02/02/22 17:57 Matrix: Water

Parameters	Results	Units	Report Limit	MDL	DF	Prepared	Analyzed	CAS No.	Qual
6200B MSV	Analytical Method: SM 6200B Pace Analytical Services - Charlotte								
2,2-Dichloropropane	ND	ug/L	0.50	0.39	1		02/04/22 08:18	594-20-7	IH
1,1-Dichloropropene	ND	ug/L	0.50	0.43	1		02/04/22 08:18	563-58-6	
cis-1,3-Dichloropropene	ND	ug/L	0.50	0.36	1		02/04/22 08:18	10061-01-5	
trans-1,3-Dichloropropene	ND	ug/L	0.50	0.36	1		02/04/22 08:18	10061-02-6	
Diisopropyl ether	ND	ug/L	0.50	0.31	1		02/04/22 08:18	108-20-3	
Ethylbenzene	ND	ug/L	0.50	0.30	1		02/04/22 08:18	100-41-4	
Hexachloro-1,3-butadiene	ND	ug/L	2.0	1.5	1		02/04/22 08:18	87-68-3	
Isopropylbenzene (Cumene)	ND	ug/L	0.50	0.33	1		02/04/22 08:18	98-82-8	
Methylene Chloride	ND	ug/L	2.0	2.0	1		02/04/22 08:18	75-09-2	
Methyl-tert-butyl ether	ND	ug/L	0.50	0.42	1		02/04/22 08:18	1634-04-4	
Naphthalene	ND	ug/L	2.0	0.64	1		02/04/22 08:18	91-20-3	
n-Propylbenzene	ND	ug/L	0.50	0.34	1		02/04/22 08:18	103-65-1	
Styrene	ND	ug/L	0.50	0.29	1		02/04/22 08:18	100-42-5	
1,1,1,2-Tetrachloroethane	ND	ug/L	0.50	0.31	1		02/04/22 08:18	630-20-6	
1,1,2,2-Tetrachloroethane	ND	ug/L	0.50	0.22	1		02/04/22 08:18	79-34-5	
Tetrachloroethene	ND	ug/L	0.50	0.29	1		02/04/22 08:18	127-18-4	
Toluene	ND	ug/L	0.50	0.48	1		02/04/22 08:18	108-88-3	
1,2,3-Trichlorobenzene	ND	ug/L	2.0	0.81	1		02/04/22 08:18	87-61-6	
1,2,4-Trichlorobenzene	ND	ug/L	2.0	0.64	1		02/04/22 08:18	120-82-1	
1,1,1-Trichloroethane	ND	ug/L	0.50	0.33	1		02/04/22 08:18	71-55-6	
1,1,2-Trichloroethane	ND	ug/L	0.50	0.32	1		02/04/22 08:18	79-00-5	
Trichloroethene	ND	ug/L	0.50	0.38	1		02/04/22 08:18	79-01-6	
Trichlorofluoromethane	ND	ug/L	1.0	0.30	1		02/04/22 08:18	75-69-4	
1,2,3-Trichloropropane	ND	ug/L	0.50	0.26	1		02/04/22 08:18	96-18-4	
1,2,4-Trimethylbenzene	ND	ug/L	0.50	0.50	1		02/04/22 08:18	95-63-6	
1,3,5-Trimethylbenzene	ND	ug/L	0.50	0.33	1		02/04/22 08:18	108-67-8	
Vinyl chloride	ND	ug/L	1.0	0.39	1		02/04/22 08:18	75-01-4	
m&p-Xylene	ND	ug/L	1.0	0.71	1		02/04/22 08:18	179601-23-1	
o-Xylene	ND	ug/L	0.50	0.34	1		02/04/22 08:18	95-47-6	
Surrogates									
1,2-Dichloroethane-d4 (S)	99	%	70-130		1		02/04/22 08:18	17060-07-0	
4-Bromofluorobenzene (S)	101	%	70-130		1		02/04/22 08:18	460-00-4	
Toluene-d8 (S)	98	%	70-130		1		02/04/22 08:18	2037-26-5	

REPORT OF LABORATORY ANALYSIS

This report shall not be reproduced, except in full,
without the written consent of Pace Analytical Services, LLC.

Pace Analytical Services, LLC
9800 Kincey Ave. Suite 100
Huntersville, NC 28078
(704)875-9092

ANALYTICAL RESULTS

Project: CPC Huntersville-60674226
Pace Project No.: 92585900

Sample: EB-1-20220202 **Lab ID: 92585900008** Collected: 02/02/22 16:30 Received: 02/02/22 17:57 Matrix: Water

Parameters	Results	Units	Report Limit	MDL	DF	Prepared	Analyzed	CAS No.	Qual
VPH NC Water	Analytical Method: MADEP VPH Pace Analytical Services - Charlotte								
Total VPH (C5-C12)	ND	ug/L	50.0	50.0	1		02/04/22 04:58		N2
Aliphatic (C05-C08)	ND	ug/L	50.0	50.0	1		02/04/22 04:58		N2
Aliphatic(C09-C12) Adjusted	ND	ug/L	50.0	50.0	1		02/04/22 04:58		N2
Aromatic (C09-C10)	ND	ug/L	50.0	50.0	1		02/04/22 04:58		N2
Surrogates									
4-Bromofluorobenzene (FID) (S)	98	%	70-130		1		02/04/22 04:58	460-00-4	
4-Bromofluorobenzene (PID) (S)	94	%	70-130		1		02/04/22 04:58	460-00-4	
6010 MET ICP	Analytical Method: EPA 6010D Preparation Method: EPA 3010A Pace Analytical Services - Asheville								
Lead	ND	ug/L	5.0	4.5	1	02/04/22 00:23	02/04/22 11:18	7439-92-1	
6200B MSV	Analytical Method: SM 6200B Pace Analytical Services - Charlotte								
Benzene	ND	ug/L	0.50	0.34	1		02/04/22 03:42	71-43-2	
Bromobenzene	ND	ug/L	0.50	0.29	1		02/04/22 03:42	108-86-1	
Bromochloromethane	ND	ug/L	0.50	0.47	1		02/04/22 03:42	74-97-5	
Bromodichloromethane	ND	ug/L	0.50	0.31	1		02/04/22 03:42	75-27-4	
Bromoform	ND	ug/L	0.50	0.34	1		02/04/22 03:42	75-25-2	
Bromomethane	ND	ug/L	5.0	1.7	1		02/04/22 03:42	74-83-9	
n-Butylbenzene	ND	ug/L	0.50	0.49	1		02/04/22 03:42	104-51-8	
sec-Butylbenzene	ND	ug/L	0.50	0.40	1		02/04/22 03:42	135-98-8	
tert-Butylbenzene	ND	ug/L	0.50	0.32	1		02/04/22 03:42	98-06-6	
Carbon tetrachloride	ND	ug/L	0.50	0.33	1		02/04/22 03:42	56-23-5	
Chlorobenzene	ND	ug/L	0.50	0.28	1		02/04/22 03:42	108-90-7	
Chloroethane	ND	ug/L	1.0	0.65	1		02/04/22 03:42	75-00-3	
Chloroform	ND	ug/L	0.50	0.35	1		02/04/22 03:42	67-66-3	
Chloromethane	ND	ug/L	1.0	0.54	1		02/04/22 03:42	74-87-3	
2-Chlorotoluene	ND	ug/L	0.50	0.32	1		02/04/22 03:42	95-49-8	
4-Chlorotoluene	ND	ug/L	0.50	0.32	1		02/04/22 03:42	106-43-4	
1,2-Dibromo-3-chloropropane	ND	ug/L	1.0	0.34	1		02/04/22 03:42	96-12-8	
Dibromochloromethane	ND	ug/L	0.50	0.36	1		02/04/22 03:42	124-48-1	
1,2-Dibromoethane (EDB)	ND	ug/L	0.50	0.27	1		02/04/22 03:42	106-93-4	
Dibromomethane	ND	ug/L	0.50	0.39	1		02/04/22 03:42	74-95-3	
1,2-Dichlorobenzene	ND	ug/L	0.50	0.34	1		02/04/22 03:42	95-50-1	
1,3-Dichlorobenzene	ND	ug/L	0.50	0.34	1		02/04/22 03:42	541-73-1	
1,4-Dichlorobenzene	ND	ug/L	0.50	0.33	1		02/04/22 03:42	106-46-7	
Dichlorodifluoromethane	ND	ug/L	0.50	0.35	1		02/04/22 03:42	75-71-8	
1,1-Dichloroethane	ND	ug/L	0.50	0.37	1		02/04/22 03:42	75-34-3	
1,2-Dichloroethane	ND	ug/L	0.50	0.32	1		02/04/22 03:42	107-06-2	
1,1-Dichloroethene	ND	ug/L	0.50	0.35	1		02/04/22 03:42	75-35-4	
cis-1,2-Dichloroethene	ND	ug/L	0.50	0.38	1		02/04/22 03:42	156-59-2	
trans-1,2-Dichloroethene	ND	ug/L	0.50	0.40	1		02/04/22 03:42	156-60-5	
1,2-Dichloropropane	ND	ug/L	0.50	0.36	1		02/04/22 03:42	78-87-5	
1,3-Dichloropropane	ND	ug/L	0.50	0.28	1		02/04/22 03:42	142-28-9	

REPORT OF LABORATORY ANALYSIS

This report shall not be reproduced, except in full,
without the written consent of Pace Analytical Services, LLC.

Pace Analytical Services, LLC
9800 Kincey Ave. Suite 100
Huntersville, NC 28078
(704)875-9092

ANALYTICAL RESULTS

Project: CPC Huntersville-60674226
Pace Project No.: 92585900

Sample: EB-1-20220202 **Lab ID: 92585900008** Collected: 02/02/22 16:30 Received: 02/02/22 17:57 Matrix: Water

Parameters	Results	Units	Report Limit	MDL	DF	Prepared	Analyzed	CAS No.	Qual
6200B MSV	Analytical Method: SM 6200B Pace Analytical Services - Charlotte								
2,2-Dichloropropane	ND	ug/L	0.50	0.39	1		02/04/22 03:42	594-20-7	IH
1,1-Dichloropropene	ND	ug/L	0.50	0.43	1		02/04/22 03:42	563-58-6	
cis-1,3-Dichloropropene	ND	ug/L	0.50	0.36	1		02/04/22 03:42	10061-01-5	
trans-1,3-Dichloropropene	ND	ug/L	0.50	0.36	1		02/04/22 03:42	10061-02-6	
Diisopropyl ether	ND	ug/L	0.50	0.31	1		02/04/22 03:42	108-20-3	
Ethylbenzene	ND	ug/L	0.50	0.30	1		02/04/22 03:42	100-41-4	
Hexachloro-1,3-butadiene	ND	ug/L	2.0	1.5	1		02/04/22 03:42	87-68-3	
Isopropylbenzene (Cumene)	ND	ug/L	0.50	0.33	1		02/04/22 03:42	98-82-8	
Methylene Chloride	ND	ug/L	2.0	2.0	1		02/04/22 03:42	75-09-2	
Methyl-tert-butyl ether	ND	ug/L	0.50	0.42	1		02/04/22 03:42	1634-04-4	
Naphthalene	ND	ug/L	2.0	0.64	1		02/04/22 03:42	91-20-3	
n-Propylbenzene	ND	ug/L	0.50	0.34	1		02/04/22 03:42	103-65-1	
Styrene	ND	ug/L	0.50	0.29	1		02/04/22 03:42	100-42-5	
1,1,1,2-Tetrachloroethane	ND	ug/L	0.50	0.31	1		02/04/22 03:42	630-20-6	
1,1,2,2-Tetrachloroethane	ND	ug/L	0.50	0.22	1		02/04/22 03:42	79-34-5	
Tetrachloroethene	ND	ug/L	0.50	0.29	1		02/04/22 03:42	127-18-4	
Toluene	ND	ug/L	0.50	0.48	1		02/04/22 03:42	108-88-3	
1,2,3-Trichlorobenzene	ND	ug/L	2.0	0.81	1		02/04/22 03:42	87-61-6	
1,2,4-Trichlorobenzene	ND	ug/L	2.0	0.64	1		02/04/22 03:42	120-82-1	
1,1,1-Trichloroethane	ND	ug/L	0.50	0.33	1		02/04/22 03:42	71-55-6	
1,1,2-Trichloroethane	ND	ug/L	0.50	0.32	1		02/04/22 03:42	79-00-5	
Trichloroethene	ND	ug/L	0.50	0.38	1		02/04/22 03:42	79-01-6	
Trichlorofluoromethane	ND	ug/L	1.0	0.30	1		02/04/22 03:42	75-69-4	
1,2,3-Trichloropropane	ND	ug/L	0.50	0.26	1		02/04/22 03:42	96-18-4	
1,2,4-Trimethylbenzene	ND	ug/L	0.50	0.50	1		02/04/22 03:42	95-63-6	
1,3,5-Trimethylbenzene	ND	ug/L	0.50	0.33	1		02/04/22 03:42	108-67-8	
Vinyl chloride	ND	ug/L	1.0	0.39	1		02/04/22 03:42	75-01-4	
m&p-Xylene	ND	ug/L	1.0	0.71	1		02/04/22 03:42	179601-23-1	
o-Xylene	ND	ug/L	0.50	0.34	1		02/04/22 03:42	95-47-6	
Surrogates									
1,2-Dichloroethane-d4 (S)	97	%	70-130		1		02/04/22 03:42	17060-07-0	
4-Bromofluorobenzene (S)	97	%	70-130		1		02/04/22 03:42	460-00-4	
Toluene-d8 (S)	99	%	70-130		1		02/04/22 03:42	2037-26-5	

REPORT OF LABORATORY ANALYSIS

This report shall not be reproduced, except in full,
without the written consent of Pace Analytical Services, LLC.

Pace Analytical Services, LLC
9800 Kincey Ave. Suite 100
Huntersville, NC 28078
(704)875-9092

ANALYTICAL RESULTS

Project: CPC Huntersville-60674226
Pace Project No.: 92585900

Sample: EB-2-20220202 **Lab ID: 92585900009** Collected: 02/02/22 16:30 Received: 02/02/22 17:57 Matrix: Water

Parameters	Results	Units	Report Limit	MDL	DF	Prepared	Analyzed	CAS No.	Qual
VPH NC Water	Analytical Method: MADEP VPH Pace Analytical Services - Charlotte								
Total VPH (C5-C12)	ND	ug/L	50.0	50.0	1		02/04/22 05:27		N2
Aliphatic (C05-C08)	ND	ug/L	50.0	50.0	1		02/04/22 05:27		N2
Aliphatic(C09-C12) Adjusted	ND	ug/L	50.0	50.0	1		02/04/22 05:27		N2
Aromatic (C09-C10)	ND	ug/L	50.0	50.0	1		02/04/22 05:27		N2
Surrogates									
4-Bromofluorobenzene (FID) (S)	97	%	70-130		1		02/04/22 05:27	460-00-4	
4-Bromofluorobenzene (PID) (S)	93	%	70-130		1		02/04/22 05:27	460-00-4	
6010 MET ICP	Analytical Method: EPA 6010D Preparation Method: EPA 3010A Pace Analytical Services - Asheville								
Lead	ND	ug/L	5.0	4.5	1	02/04/22 00:23	02/04/22 11:21	7439-92-1	
6200B MSV	Analytical Method: SM 6200B Pace Analytical Services - Charlotte								
Benzene	ND	ug/L	0.50	0.34	1		02/04/22 04:00	71-43-2	
Bromobenzene	ND	ug/L	0.50	0.29	1		02/04/22 04:00	108-86-1	
Bromochloromethane	ND	ug/L	0.50	0.47	1		02/04/22 04:00	74-97-5	
Bromodichloromethane	ND	ug/L	0.50	0.31	1		02/04/22 04:00	75-27-4	
Bromoform	ND	ug/L	0.50	0.34	1		02/04/22 04:00	75-25-2	
Bromomethane	ND	ug/L	5.0	1.7	1		02/04/22 04:00	74-83-9	
n-Butylbenzene	ND	ug/L	0.50	0.49	1		02/04/22 04:00	104-51-8	
sec-Butylbenzene	ND	ug/L	0.50	0.40	1		02/04/22 04:00	135-98-8	
tert-Butylbenzene	ND	ug/L	0.50	0.32	1		02/04/22 04:00	98-06-6	
Carbon tetrachloride	ND	ug/L	0.50	0.33	1		02/04/22 04:00	56-23-5	
Chlorobenzene	ND	ug/L	0.50	0.28	1		02/04/22 04:00	108-90-7	
Chloroethane	ND	ug/L	1.0	0.65	1		02/04/22 04:00	75-00-3	
Chloroform	ND	ug/L	0.50	0.35	1		02/04/22 04:00	67-66-3	
Chloromethane	ND	ug/L	1.0	0.54	1		02/04/22 04:00	74-87-3	
2-Chlorotoluene	ND	ug/L	0.50	0.32	1		02/04/22 04:00	95-49-8	
4-Chlorotoluene	ND	ug/L	0.50	0.32	1		02/04/22 04:00	106-43-4	
1,2-Dibromo-3-chloropropane	ND	ug/L	1.0	0.34	1		02/04/22 04:00	96-12-8	
Dibromochloromethane	ND	ug/L	0.50	0.36	1		02/04/22 04:00	124-48-1	
1,2-Dibromoethane (EDB)	ND	ug/L	0.50	0.27	1		02/04/22 04:00	106-93-4	
Dibromomethane	ND	ug/L	0.50	0.39	1		02/04/22 04:00	74-95-3	
1,2-Dichlorobenzene	ND	ug/L	0.50	0.34	1		02/04/22 04:00	95-50-1	
1,3-Dichlorobenzene	ND	ug/L	0.50	0.34	1		02/04/22 04:00	541-73-1	
1,4-Dichlorobenzene	ND	ug/L	0.50	0.33	1		02/04/22 04:00	106-46-7	
Dichlorodifluoromethane	ND	ug/L	0.50	0.35	1		02/04/22 04:00	75-71-8	
1,1-Dichloroethane	ND	ug/L	0.50	0.37	1		02/04/22 04:00	75-34-3	
1,2-Dichloroethane	ND	ug/L	0.50	0.32	1		02/04/22 04:00	107-06-2	
1,1-Dichloroethene	ND	ug/L	0.50	0.35	1		02/04/22 04:00	75-35-4	
cis-1,2-Dichloroethene	ND	ug/L	0.50	0.38	1		02/04/22 04:00	156-59-2	
trans-1,2-Dichloroethene	ND	ug/L	0.50	0.40	1		02/04/22 04:00	156-60-5	
1,2-Dichloropropane	ND	ug/L	0.50	0.36	1		02/04/22 04:00	78-87-5	
1,3-Dichloropropane	ND	ug/L	0.50	0.28	1		02/04/22 04:00	142-28-9	

REPORT OF LABORATORY ANALYSIS

This report shall not be reproduced, except in full,
without the written consent of Pace Analytical Services, LLC.

Pace Analytical Services, LLC
9800 Kincey Ave. Suite 100
Huntersville, NC 28078
(704)875-9092

ANALYTICAL RESULTS

Project: CPC Huntersville-60674226
Pace Project No.: 92585900

Sample: EB-2-20220202 **Lab ID: 92585900009** Collected: 02/02/22 16:30 Received: 02/02/22 17:57 Matrix: Water

Parameters	Results	Units	Report Limit	MDL	DF	Prepared	Analyzed	CAS No.	Qual
6200B MSV	Analytical Method: SM 6200B Pace Analytical Services - Charlotte								
2,2-Dichloropropane	ND	ug/L	0.50	0.39	1		02/04/22 04:00	594-20-7	IH
1,1-Dichloropropene	ND	ug/L	0.50	0.43	1		02/04/22 04:00	563-58-6	
cis-1,3-Dichloropropene	ND	ug/L	0.50	0.36	1		02/04/22 04:00	10061-01-5	
trans-1,3-Dichloropropene	ND	ug/L	0.50	0.36	1		02/04/22 04:00	10061-02-6	
Diisopropyl ether	ND	ug/L	0.50	0.31	1		02/04/22 04:00	108-20-3	
Ethylbenzene	ND	ug/L	0.50	0.30	1		02/04/22 04:00	100-41-4	
Hexachloro-1,3-butadiene	ND	ug/L	2.0	1.5	1		02/04/22 04:00	87-68-3	
Isopropylbenzene (Cumene)	ND	ug/L	0.50	0.33	1		02/04/22 04:00	98-82-8	
Methylene Chloride	ND	ug/L	2.0	2.0	1		02/04/22 04:00	75-09-2	
Methyl-tert-butyl ether	ND	ug/L	0.50	0.42	1		02/04/22 04:00	1634-04-4	
Naphthalene	ND	ug/L	2.0	0.64	1		02/04/22 04:00	91-20-3	
n-Propylbenzene	ND	ug/L	0.50	0.34	1		02/04/22 04:00	103-65-1	
Styrene	ND	ug/L	0.50	0.29	1		02/04/22 04:00	100-42-5	
1,1,1,2-Tetrachloroethane	ND	ug/L	0.50	0.31	1		02/04/22 04:00	630-20-6	
1,1,2,2-Tetrachloroethane	ND	ug/L	0.50	0.22	1		02/04/22 04:00	79-34-5	
Tetrachloroethene	ND	ug/L	0.50	0.29	1		02/04/22 04:00	127-18-4	
Toluene	ND	ug/L	0.50	0.48	1		02/04/22 04:00	108-88-3	
1,2,3-Trichlorobenzene	ND	ug/L	2.0	0.81	1		02/04/22 04:00	87-61-6	
1,2,4-Trichlorobenzene	ND	ug/L	2.0	0.64	1		02/04/22 04:00	120-82-1	
1,1,1-Trichloroethane	ND	ug/L	0.50	0.33	1		02/04/22 04:00	71-55-6	
1,1,2-Trichloroethane	ND	ug/L	0.50	0.32	1		02/04/22 04:00	79-00-5	
Trichloroethene	ND	ug/L	0.50	0.38	1		02/04/22 04:00	79-01-6	
Trichlorofluoromethane	ND	ug/L	1.0	0.30	1		02/04/22 04:00	75-69-4	
1,2,3-Trichloropropane	ND	ug/L	0.50	0.26	1		02/04/22 04:00	96-18-4	
1,2,4-Trimethylbenzene	ND	ug/L	0.50	0.50	1		02/04/22 04:00	95-63-6	
1,3,5-Trimethylbenzene	ND	ug/L	0.50	0.33	1		02/04/22 04:00	108-67-8	
Vinyl chloride	ND	ug/L	1.0	0.39	1		02/04/22 04:00	75-01-4	
m&p-Xylene	ND	ug/L	1.0	0.71	1		02/04/22 04:00	179601-23-1	
o-Xylene	ND	ug/L	0.50	0.34	1		02/04/22 04:00	95-47-6	
Surrogates									
1,2-Dichloroethane-d4 (S)	98	%	70-130		1		02/04/22 04:00	17060-07-0	
4-Bromofluorobenzene (S)	98	%	70-130		1		02/04/22 04:00	460-00-4	
Toluene-d8 (S)	98	%	70-130		1		02/04/22 04:00	2037-26-5	

REPORT OF LABORATORY ANALYSIS

This report shall not be reproduced, except in full,
without the written consent of Pace Analytical Services, LLC.

Pace Analytical Services, LLC
9800 Kincey Ave. Suite 100
Huntersville, NC 28078
(704)875-9092

ANALYTICAL RESULTS

Project: CPC Huntersville-60674226
Pace Project No.: 92585900

Sample: FB-1-20220202 **Lab ID: 92585900010** Collected: 02/02/22 17:00 Received: 02/02/22 17:57 Matrix: Water

Parameters	Results	Units	Report Limit	MDL	DF	Prepared	Analyzed	CAS No.	Qual
VPH NC Water	Analytical Method: MADEP VPH Pace Analytical Services - Charlotte								
Total VPH (C5-C12)	ND	ug/L	50.0	50.0	1		02/04/22 05:56		N2
Aliphatic (C05-C08)	ND	ug/L	50.0	50.0	1		02/04/22 05:56		N2
Aliphatic(C09-C12) Adjusted	ND	ug/L	50.0	50.0	1		02/04/22 05:56		N2
Aromatic (C09-C10)	ND	ug/L	50.0	50.0	1		02/04/22 05:56		N2
Surrogates									
4-Bromofluorobenzene (FID) (S)	99	%	70-130		1		02/04/22 05:56	460-00-4	
4-Bromofluorobenzene (PID) (S)	95	%	70-130		1		02/04/22 05:56	460-00-4	
6200B MSV	Analytical Method: SM 6200B Pace Analytical Services - Charlotte								
Benzene	ND	ug/L	0.50	0.34	1		02/04/22 04:19	71-43-2	
Bromobenzene	ND	ug/L	0.50	0.29	1		02/04/22 04:19	108-86-1	
Bromochloromethane	ND	ug/L	0.50	0.47	1		02/04/22 04:19	74-97-5	
Bromodichloromethane	ND	ug/L	0.50	0.31	1		02/04/22 04:19	75-27-4	
Bromoform	ND	ug/L	0.50	0.34	1		02/04/22 04:19	75-25-2	
Bromomethane	ND	ug/L	5.0	1.7	1		02/04/22 04:19	74-83-9	
n-Butylbenzene	ND	ug/L	0.50	0.49	1		02/04/22 04:19	104-51-8	
sec-Butylbenzene	ND	ug/L	0.50	0.40	1		02/04/22 04:19	135-98-8	
tert-Butylbenzene	ND	ug/L	0.50	0.32	1		02/04/22 04:19	98-06-6	
Carbon tetrachloride	ND	ug/L	0.50	0.33	1		02/04/22 04:19	56-23-5	
Chlorobenzene	ND	ug/L	0.50	0.28	1		02/04/22 04:19	108-90-7	
Chloroethane	ND	ug/L	1.0	0.65	1		02/04/22 04:19	75-00-3	
Chloroform	ND	ug/L	0.50	0.35	1		02/04/22 04:19	67-66-3	
Chloromethane	ND	ug/L	1.0	0.54	1		02/04/22 04:19	74-87-3	
2-Chlorotoluene	ND	ug/L	0.50	0.32	1		02/04/22 04:19	95-49-8	
4-Chlorotoluene	ND	ug/L	0.50	0.32	1		02/04/22 04:19	106-43-4	
1,2-Dibromo-3-chloropropane	ND	ug/L	1.0	0.34	1		02/04/22 04:19	96-12-8	
Dibromochloromethane	ND	ug/L	0.50	0.36	1		02/04/22 04:19	124-48-1	
1,2-Dibromoethane (EDB)	ND	ug/L	0.50	0.27	1		02/04/22 04:19	106-93-4	
Dibromomethane	ND	ug/L	0.50	0.39	1		02/04/22 04:19	74-95-3	
1,2-Dichlorobenzene	ND	ug/L	0.50	0.34	1		02/04/22 04:19	95-50-1	
1,3-Dichlorobenzene	ND	ug/L	0.50	0.34	1		02/04/22 04:19	541-73-1	
1,4-Dichlorobenzene	ND	ug/L	0.50	0.33	1		02/04/22 04:19	106-46-7	
Dichlorodifluoromethane	ND	ug/L	0.50	0.35	1		02/04/22 04:19	75-71-8	
1,1-Dichloroethane	ND	ug/L	0.50	0.37	1		02/04/22 04:19	75-34-3	
1,2-Dichloroethane	ND	ug/L	0.50	0.32	1		02/04/22 04:19	107-06-2	
1,1-Dichloroethene	ND	ug/L	0.50	0.35	1		02/04/22 04:19	75-35-4	
cis-1,2-Dichloroethene	ND	ug/L	0.50	0.38	1		02/04/22 04:19	156-59-2	
trans-1,2-Dichloroethene	ND	ug/L	0.50	0.40	1		02/04/22 04:19	156-60-5	
1,2-Dichloropropane	ND	ug/L	0.50	0.36	1		02/04/22 04:19	78-87-5	
1,3-Dichloropropane	ND	ug/L	0.50	0.28	1		02/04/22 04:19	142-28-9	
2,2-Dichloropropane	ND	ug/L	0.50	0.39	1		02/04/22 04:19	594-20-7	IH
1,1-Dichloropropene	ND	ug/L	0.50	0.43	1		02/04/22 04:19	563-58-6	
cis-1,3-Dichloropropene	ND	ug/L	0.50	0.36	1		02/04/22 04:19	10061-01-5	
trans-1,3-Dichloropropene	ND	ug/L	0.50	0.36	1		02/04/22 04:19	10061-02-6	

REPORT OF LABORATORY ANALYSIS

This report shall not be reproduced, except in full,
without the written consent of Pace Analytical Services, LLC.

Pace Analytical Services, LLC
9800 Kincey Ave. Suite 100
Huntersville, NC 28078
(704)875-9092

ANALYTICAL RESULTS

Project: CPC Huntersville-60674226
Pace Project No.: 92585900

Sample: FB-1-20220202 **Lab ID: 92585900010** Collected: 02/02/22 17:00 Received: 02/02/22 17:57 Matrix: Water

Parameters	Results	Units	Report Limit	MDL	DF	Prepared	Analyzed	CAS No.	Qual
6200B MSV	Analytical Method: SM 6200B Pace Analytical Services - Charlotte								
Diisopropyl ether	ND	ug/L	0.50	0.31	1		02/04/22 04:19	108-20-3	
Ethylbenzene	ND	ug/L	0.50	0.30	1		02/04/22 04:19	100-41-4	
Hexachloro-1,3-butadiene	ND	ug/L	2.0	1.5	1		02/04/22 04:19	87-68-3	
Isopropylbenzene (Cumene)	ND	ug/L	0.50	0.33	1		02/04/22 04:19	98-82-8	
Methylene Chloride	ND	ug/L	2.0	2.0	1		02/04/22 04:19	75-09-2	
Methyl-tert-butyl ether	ND	ug/L	0.50	0.42	1		02/04/22 04:19	1634-04-4	
Naphthalene	ND	ug/L	2.0	0.64	1		02/04/22 04:19	91-20-3	
n-Propylbenzene	ND	ug/L	0.50	0.34	1		02/04/22 04:19	103-65-1	
Styrene	ND	ug/L	0.50	0.29	1		02/04/22 04:19	100-42-5	
1,1,1,2-Tetrachloroethane	ND	ug/L	0.50	0.31	1		02/04/22 04:19	630-20-6	
1,1,2,2-Tetrachloroethane	ND	ug/L	0.50	0.22	1		02/04/22 04:19	79-34-5	
Tetrachloroethene	ND	ug/L	0.50	0.29	1		02/04/22 04:19	127-18-4	
Toluene	ND	ug/L	0.50	0.48	1		02/04/22 04:19	108-88-3	
1,2,3-Trichlorobenzene	ND	ug/L	2.0	0.81	1		02/04/22 04:19	87-61-6	
1,2,4-Trichlorobenzene	ND	ug/L	2.0	0.64	1		02/04/22 04:19	120-82-1	
1,1,1-Trichloroethane	ND	ug/L	0.50	0.33	1		02/04/22 04:19	71-55-6	
1,1,2-Trichloroethane	ND	ug/L	0.50	0.32	1		02/04/22 04:19	79-00-5	
Trichloroethene	ND	ug/L	0.50	0.38	1		02/04/22 04:19	79-01-6	
Trichlorofluoromethane	ND	ug/L	1.0	0.30	1		02/04/22 04:19	75-69-4	
1,2,3-Trichloropropane	ND	ug/L	0.50	0.26	1		02/04/22 04:19	96-18-4	
1,2,4-Trimethylbenzene	ND	ug/L	0.50	0.50	1		02/04/22 04:19	95-63-6	
1,3,5-Trimethylbenzene	ND	ug/L	0.50	0.33	1		02/04/22 04:19	108-67-8	
Vinyl chloride	ND	ug/L	1.0	0.39	1		02/04/22 04:19	75-01-4	
m&p-Xylene	ND	ug/L	1.0	0.71	1		02/04/22 04:19	179601-23-1	
o-Xylene	ND	ug/L	0.50	0.34	1		02/04/22 04:19	95-47-6	
Surrogates									
1,2-Dichloroethane-d4 (S)	98	%	70-130		1		02/04/22 04:19	17060-07-0	
4-Bromofluorobenzene (S)	100	%	70-130		1		02/04/22 04:19	460-00-4	
Toluene-d8 (S)	100	%	70-130		1		02/04/22 04:19	2037-26-5	

REPORT OF LABORATORY ANALYSIS

This report shall not be reproduced, except in full,
without the written consent of Pace Analytical Services, LLC.

Pace Analytical Services, LLC
9800 Kincey Ave. Suite 100
Huntersville, NC 28078
(704)875-9092

ANALYTICAL RESULTS

Project: CPC Huntersville-60674226
Pace Project No.: 92585900

Sample: TRIP BLANK **Lab ID: 92585900011** Collected: 02/02/22 00:00 Received: 02/02/22 17:57 Matrix: Water

Parameters	Results	Units	Report Limit	MDL	DF	Prepared	Analyzed	CAS No.	Qual
6200B MSV	Analytical Method: SM 6200B Pace Analytical Services - Charlotte								
Benzene	ND	ug/L	0.50	0.34	1		02/04/22 03:24	71-43-2	
Bromobenzene	ND	ug/L	0.50	0.29	1		02/04/22 03:24	108-86-1	
Bromochloromethane	ND	ug/L	0.50	0.47	1		02/04/22 03:24	74-97-5	
Bromodichloromethane	ND	ug/L	0.50	0.31	1		02/04/22 03:24	75-27-4	
Bromoform	ND	ug/L	0.50	0.34	1		02/04/22 03:24	75-25-2	
Bromomethane	ND	ug/L	5.0	1.7	1		02/04/22 03:24	74-83-9	
n-Butylbenzene	ND	ug/L	0.50	0.49	1		02/04/22 03:24	104-51-8	
sec-Butylbenzene	ND	ug/L	0.50	0.40	1		02/04/22 03:24	135-98-8	
tert-Butylbenzene	ND	ug/L	0.50	0.32	1		02/04/22 03:24	98-06-6	
Carbon tetrachloride	ND	ug/L	0.50	0.33	1		02/04/22 03:24	56-23-5	
Chlorobenzene	ND	ug/L	0.50	0.28	1		02/04/22 03:24	108-90-7	
Chloroethane	ND	ug/L	1.0	0.65	1		02/04/22 03:24	75-00-3	
Chloroform	ND	ug/L	0.50	0.35	1		02/04/22 03:24	67-66-3	
Chloromethane	ND	ug/L	1.0	0.54	1		02/04/22 03:24	74-87-3	
2-Chlorotoluene	ND	ug/L	0.50	0.32	1		02/04/22 03:24	95-49-8	
4-Chlorotoluene	ND	ug/L	0.50	0.32	1		02/04/22 03:24	106-43-4	
1,2-Dibromo-3-chloropropane	ND	ug/L	1.0	0.34	1		02/04/22 03:24	96-12-8	
Dibromochloromethane	ND	ug/L	0.50	0.36	1		02/04/22 03:24	124-48-1	
1,2-Dibromoethane (EDB)	ND	ug/L	0.50	0.27	1		02/04/22 03:24	106-93-4	
Dibromomethane	ND	ug/L	0.50	0.39	1		02/04/22 03:24	74-95-3	
1,2-Dichlorobenzene	ND	ug/L	0.50	0.34	1		02/04/22 03:24	95-50-1	
1,3-Dichlorobenzene	ND	ug/L	0.50	0.34	1		02/04/22 03:24	541-73-1	
1,4-Dichlorobenzene	ND	ug/L	0.50	0.33	1		02/04/22 03:24	106-46-7	
Dichlorodifluoromethane	ND	ug/L	0.50	0.35	1		02/04/22 03:24	75-71-8	
1,1-Dichloroethane	ND	ug/L	0.50	0.37	1		02/04/22 03:24	75-34-3	
1,2-Dichloroethane	ND	ug/L	0.50	0.32	1		02/04/22 03:24	107-06-2	
1,1-Dichloroethene	ND	ug/L	0.50	0.35	1		02/04/22 03:24	75-35-4	
cis-1,2-Dichloroethene	ND	ug/L	0.50	0.38	1		02/04/22 03:24	156-59-2	
trans-1,2-Dichloroethene	ND	ug/L	0.50	0.40	1		02/04/22 03:24	156-60-5	
1,2-Dichloropropane	ND	ug/L	0.50	0.36	1		02/04/22 03:24	78-87-5	
1,3-Dichloropropane	ND	ug/L	0.50	0.28	1		02/04/22 03:24	142-28-9	
2,2-Dichloropropane	ND	ug/L	0.50	0.39	1		02/04/22 03:24	594-20-7	IH
1,1-Dichloropropene	ND	ug/L	0.50	0.43	1		02/04/22 03:24	563-58-6	
cis-1,3-Dichloropropene	ND	ug/L	0.50	0.36	1		02/04/22 03:24	10061-01-5	
trans-1,3-Dichloropropene	ND	ug/L	0.50	0.36	1		02/04/22 03:24	10061-02-6	
Diisopropyl ether	ND	ug/L	0.50	0.31	1		02/04/22 03:24	108-20-3	
Ethylbenzene	ND	ug/L	0.50	0.30	1		02/04/22 03:24	100-41-4	
Hexachloro-1,3-butadiene	ND	ug/L	2.0	1.5	1		02/04/22 03:24	87-68-3	
Isopropylbenzene (Cumene)	ND	ug/L	0.50	0.33	1		02/04/22 03:24	98-82-8	
Methylene Chloride	ND	ug/L	2.0	2.0	1		02/04/22 03:24	75-09-2	
Methyl-tert-butyl ether	ND	ug/L	0.50	0.42	1		02/04/22 03:24	1634-04-4	
Naphthalene	ND	ug/L	2.0	0.64	1		02/04/22 03:24	91-20-3	
n-Propylbenzene	ND	ug/L	0.50	0.34	1		02/04/22 03:24	103-65-1	
Styrene	ND	ug/L	0.50	0.29	1		02/04/22 03:24	100-42-5	
1,1,1,2-Tetrachloroethane	ND	ug/L	0.50	0.31	1		02/04/22 03:24	630-20-6	

REPORT OF LABORATORY ANALYSIS

This report shall not be reproduced, except in full,
without the written consent of Pace Analytical Services, LLC.

Pace Analytical Services, LLC
9800 Kincey Ave. Suite 100
Huntersville, NC 28078
(704)875-9092

ANALYTICAL RESULTS

Project: CPC Huntersville-60674226
Pace Project No.: 92585900

Sample: TRIP BLANK **Lab ID: 92585900011** Collected: 02/02/22 00:00 Received: 02/02/22 17:57 Matrix: Water

Parameters	Results	Units	Report Limit	MDL	DF	Prepared	Analyzed	CAS No.	Qual
6200B MSV	Analytical Method: SM 6200B Pace Analytical Services - Charlotte								
1,1,2,2-Tetrachloroethane	ND	ug/L	0.50	0.22	1		02/04/22 03:24	79-34-5	
Tetrachloroethene	ND	ug/L	0.50	0.29	1		02/04/22 03:24	127-18-4	
Toluene	ND	ug/L	0.50	0.48	1		02/04/22 03:24	108-88-3	
1,2,3-Trichlorobenzene	ND	ug/L	2.0	0.81	1		02/04/22 03:24	87-61-6	
1,2,4-Trichlorobenzene	ND	ug/L	2.0	0.64	1		02/04/22 03:24	120-82-1	
1,1,1-Trichloroethane	ND	ug/L	0.50	0.33	1		02/04/22 03:24	71-55-6	
1,1,2-Trichloroethane	ND	ug/L	0.50	0.32	1		02/04/22 03:24	79-00-5	
Trichloroethene	ND	ug/L	0.50	0.38	1		02/04/22 03:24	79-01-6	
Trichlorofluoromethane	ND	ug/L	1.0	0.30	1		02/04/22 03:24	75-69-4	
1,2,3-Trichloropropane	ND	ug/L	0.50	0.26	1		02/04/22 03:24	96-18-4	
1,2,4-Trimethylbenzene	ND	ug/L	0.50	0.50	1		02/04/22 03:24	95-63-6	
1,3,5-Trimethylbenzene	ND	ug/L	0.50	0.33	1		02/04/22 03:24	108-67-8	
Vinyl chloride	ND	ug/L	1.0	0.39	1		02/04/22 03:24	75-01-4	
m&p-Xylene	ND	ug/L	1.0	0.71	1		02/04/22 03:24	179601-23-1	
o-Xylene	ND	ug/L	0.50	0.34	1		02/04/22 03:24	95-47-6	
Surrogates									
1,2-Dichloroethane-d4 (S)	97	%	70-130		1		02/04/22 03:24	17060-07-0	
4-Bromofluorobenzene (S)	100	%	70-130		1		02/04/22 03:24	460-00-4	
Toluene-d8 (S)	96	%	70-130		1		02/04/22 03:24	2037-26-5	

REPORT OF LABORATORY ANALYSIS

This report shall not be reproduced, except in full,
without the written consent of Pace Analytical Services, LLC.

Pace Analytical Services, LLC
9800 Kincey Ave. Suite 100
Huntersville, NC 28078
(704)875-9092

ANALYTICAL RESULTS

Project: CPC Huntersville-60674226
Pace Project No.: 92585900

Sample: MW-56 **Lab ID: 92585900012** Collected: 02/02/22 09:50 Received: 02/02/22 17:57 Matrix: Water

Parameters	Results	Units	Report Limit	MDL	DF	Prepared	Analyzed	CAS No.	Qual
VPH NC Water	Analytical Method: MADEP VPH Pace Analytical Services - Charlotte								
Total VPH (C5-C12)	ND	ug/L	50.0	50.0	1		02/04/22 06:25		N2
Aliphatic (C05-C08)	ND	ug/L	50.0	50.0	1		02/04/22 06:25		N2
Aliphatic(C09-C12) Adjusted	ND	ug/L	50.0	50.0	1		02/04/22 06:25		N2
Aromatic (C09-C10)	ND	ug/L	50.0	50.0	1		02/04/22 06:25		N2
Surrogates									
4-Bromofluorobenzene (FID) (S)	97	%	70-130		1		02/04/22 06:25	460-00-4	
4-Bromofluorobenzene (PID) (S)	93	%	70-130		1		02/04/22 06:25	460-00-4	
6010 MET ICP	Analytical Method: EPA 6010D Preparation Method: EPA 3010A Pace Analytical Services - Asheville								
Lead	ND	ug/L	5.0	4.5	1	02/04/22 00:23	02/04/22 11:39	7439-92-1	
6200B MSV	Analytical Method: SM 6200B Pace Analytical Services - Charlotte								
Benzene	ND	ug/L	0.50	0.34	1		02/04/22 05:32	71-43-2	
Bromobenzene	ND	ug/L	0.50	0.29	1		02/04/22 05:32	108-86-1	
Bromochloromethane	ND	ug/L	0.50	0.47	1		02/04/22 05:32	74-97-5	
Bromodichloromethane	ND	ug/L	0.50	0.31	1		02/04/22 05:32	75-27-4	
Bromoform	ND	ug/L	0.50	0.34	1		02/04/22 05:32	75-25-2	
Bromomethane	ND	ug/L	5.0	1.7	1		02/04/22 05:32	74-83-9	
n-Butylbenzene	ND	ug/L	0.50	0.49	1		02/04/22 05:32	104-51-8	
sec-Butylbenzene	ND	ug/L	0.50	0.40	1		02/04/22 05:32	135-98-8	
tert-Butylbenzene	ND	ug/L	0.50	0.32	1		02/04/22 05:32	98-06-6	
Carbon tetrachloride	ND	ug/L	0.50	0.33	1		02/04/22 05:32	56-23-5	
Chlorobenzene	ND	ug/L	0.50	0.28	1		02/04/22 05:32	108-90-7	
Chloroethane	ND	ug/L	1.0	0.65	1		02/04/22 05:32	75-00-3	
Chloroform	ND	ug/L	0.50	0.35	1		02/04/22 05:32	67-66-3	
Chloromethane	ND	ug/L	1.0	0.54	1		02/04/22 05:32	74-87-3	
2-Chlorotoluene	ND	ug/L	0.50	0.32	1		02/04/22 05:32	95-49-8	
4-Chlorotoluene	ND	ug/L	0.50	0.32	1		02/04/22 05:32	106-43-4	
1,2-Dibromo-3-chloropropane	ND	ug/L	1.0	0.34	1		02/04/22 05:32	96-12-8	
Dibromochloromethane	ND	ug/L	0.50	0.36	1		02/04/22 05:32	124-48-1	
1,2-Dibromoethane (EDB)	ND	ug/L	0.50	0.27	1		02/04/22 05:32	106-93-4	
Dibromomethane	ND	ug/L	0.50	0.39	1		02/04/22 05:32	74-95-3	
1,2-Dichlorobenzene	ND	ug/L	0.50	0.34	1		02/04/22 05:32	95-50-1	
1,3-Dichlorobenzene	ND	ug/L	0.50	0.34	1		02/04/22 05:32	541-73-1	
1,4-Dichlorobenzene	ND	ug/L	0.50	0.33	1		02/04/22 05:32	106-46-7	
Dichlorodifluoromethane	ND	ug/L	0.50	0.35	1		02/04/22 05:32	75-71-8	
1,1-Dichloroethane	ND	ug/L	0.50	0.37	1		02/04/22 05:32	75-34-3	
1,2-Dichloroethane	ND	ug/L	0.50	0.32	1		02/04/22 05:32	107-06-2	
1,1-Dichloroethene	ND	ug/L	0.50	0.35	1		02/04/22 05:32	75-35-4	
cis-1,2-Dichloroethene	ND	ug/L	0.50	0.38	1		02/04/22 05:32	156-59-2	
trans-1,2-Dichloroethene	ND	ug/L	0.50	0.40	1		02/04/22 05:32	156-60-5	
1,2-Dichloropropane	ND	ug/L	0.50	0.36	1		02/04/22 05:32	78-87-5	
1,3-Dichloropropane	ND	ug/L	0.50	0.28	1		02/04/22 05:32	142-28-9	

REPORT OF LABORATORY ANALYSIS

This report shall not be reproduced, except in full,
without the written consent of Pace Analytical Services, LLC.

Pace Analytical Services, LLC
9800 Kincey Ave. Suite 100
Huntersville, NC 28078
(704)875-9092

ANALYTICAL RESULTS

Project: CPC Huntersville-60674226
Pace Project No.: 92585900

Sample: MW-56 **Lab ID: 92585900012** Collected: 02/02/22 09:50 Received: 02/02/22 17:57 Matrix: Water

Parameters	Results	Units	Report Limit	MDL	DF	Prepared	Analyzed	CAS No.	Qual
6200B MSV	Analytical Method: SM 6200B Pace Analytical Services - Charlotte								
2,2-Dichloropropane	ND	ug/L	0.50	0.39	1		02/04/22 05:32	594-20-7	IH
1,1-Dichloropropene	ND	ug/L	0.50	0.43	1		02/04/22 05:32	563-58-6	
cis-1,3-Dichloropropene	ND	ug/L	0.50	0.36	1		02/04/22 05:32	10061-01-5	
trans-1,3-Dichloropropene	ND	ug/L	0.50	0.36	1		02/04/22 05:32	10061-02-6	
Diisopropyl ether	ND	ug/L	0.50	0.31	1		02/04/22 05:32	108-20-3	
Ethylbenzene	ND	ug/L	0.50	0.30	1		02/04/22 05:32	100-41-4	
Hexachloro-1,3-butadiene	ND	ug/L	2.0	1.5	1		02/04/22 05:32	87-68-3	
Isopropylbenzene (Cumene)	ND	ug/L	0.50	0.33	1		02/04/22 05:32	98-82-8	
Methylene Chloride	ND	ug/L	2.0	2.0	1		02/04/22 05:32	75-09-2	
Methyl-tert-butyl ether	ND	ug/L	0.50	0.42	1		02/04/22 05:32	1634-04-4	
Naphthalene	ND	ug/L	2.0	0.64	1		02/04/22 05:32	91-20-3	
n-Propylbenzene	ND	ug/L	0.50	0.34	1		02/04/22 05:32	103-65-1	
Styrene	ND	ug/L	0.50	0.29	1		02/04/22 05:32	100-42-5	
1,1,1,2-Tetrachloroethane	ND	ug/L	0.50	0.31	1		02/04/22 05:32	630-20-6	
1,1,2,2-Tetrachloroethane	ND	ug/L	0.50	0.22	1		02/04/22 05:32	79-34-5	
Tetrachloroethene	ND	ug/L	0.50	0.29	1		02/04/22 05:32	127-18-4	
Toluene	ND	ug/L	0.50	0.48	1		02/04/22 05:32	108-88-3	
1,2,3-Trichlorobenzene	ND	ug/L	2.0	0.81	1		02/04/22 05:32	87-61-6	
1,2,4-Trichlorobenzene	ND	ug/L	2.0	0.64	1		02/04/22 05:32	120-82-1	
1,1,1-Trichloroethane	ND	ug/L	0.50	0.33	1		02/04/22 05:32	71-55-6	
1,1,2-Trichloroethane	ND	ug/L	0.50	0.32	1		02/04/22 05:32	79-00-5	
Trichloroethene	ND	ug/L	0.50	0.38	1		02/04/22 05:32	79-01-6	
Trichlorofluoromethane	ND	ug/L	1.0	0.30	1		02/04/22 05:32	75-69-4	
1,2,3-Trichloropropane	ND	ug/L	0.50	0.26	1		02/04/22 05:32	96-18-4	
1,2,4-Trimethylbenzene	ND	ug/L	0.50	0.50	1		02/04/22 05:32	95-63-6	
1,3,5-Trimethylbenzene	ND	ug/L	0.50	0.33	1		02/04/22 05:32	108-67-8	
Vinyl chloride	ND	ug/L	1.0	0.39	1		02/04/22 05:32	75-01-4	
m&p-Xylene	ND	ug/L	1.0	0.71	1		02/04/22 05:32	179601-23-1	
o-Xylene	ND	ug/L	0.50	0.34	1		02/04/22 05:32	95-47-6	
Surrogates									
1,2-Dichloroethane-d4 (S)	99	%	70-130		1		02/04/22 05:32	17060-07-0	
4-Bromofluorobenzene (S)	97	%	70-130		1		02/04/22 05:32	460-00-4	
Toluene-d8 (S)	97	%	70-130		1		02/04/22 05:32	2037-26-5	

REPORT OF LABORATORY ANALYSIS

This report shall not be reproduced, except in full,
without the written consent of Pace Analytical Services, LLC.

Pace Analytical Services, LLC
9800 Kincey Ave. Suite 100
Huntersville, NC 28078
(704)875-9092

ANALYTICAL RESULTS

Project: CPC Huntersville-60674226
Pace Project No.: 92585900

Sample: DUP-2-20220202 **Lab ID: 92585900013** Collected: 02/02/22 00:00 Received: 02/02/22 17:57 Matrix: Water

Parameters	Results	Units	Report Limit	MDL	DF	Prepared	Analyzed	CAS No.	Qual
VPH NC Water	Analytical Method: MADEP VPH Pace Analytical Services - Charlotte								
Total VPH (C5-C12)	ND	ug/L	50.0	50.0	1		02/04/22 06:54		N2
Aliphatic (C05-C08)	ND	ug/L	50.0	50.0	1		02/04/22 06:54		N2
Aliphatic(C09-C12) Adjusted	ND	ug/L	50.0	50.0	1		02/04/22 06:54		N2
Aromatic (C09-C10)	ND	ug/L	50.0	50.0	1		02/04/22 06:54		N2
Surrogates									
4-Bromofluorobenzene (FID) (S)	97	%	70-130		1		02/04/22 06:54	460-00-4	
4-Bromofluorobenzene (PID) (S)	93	%	70-130		1		02/04/22 06:54	460-00-4	
6010 MET ICP	Analytical Method: EPA 6010D Preparation Method: EPA 3010A Pace Analytical Services - Asheville								
Lead	ND	ug/L	5.0	4.5	1	02/04/22 00:23	02/04/22 11:42	7439-92-1	
6200B MSV	Analytical Method: SM 6200B Pace Analytical Services - Charlotte								
Benzene	ND	ug/L	0.50	0.34	1		02/04/22 08:54	71-43-2	
Bromobenzene	ND	ug/L	0.50	0.29	1		02/04/22 08:54	108-86-1	
Bromochloromethane	ND	ug/L	0.50	0.47	1		02/04/22 08:54	74-97-5	
Bromodichloromethane	ND	ug/L	0.50	0.31	1		02/04/22 08:54	75-27-4	
Bromoform	ND	ug/L	0.50	0.34	1		02/04/22 08:54	75-25-2	
Bromomethane	ND	ug/L	5.0	1.7	1		02/04/22 08:54	74-83-9	
n-Butylbenzene	ND	ug/L	0.50	0.49	1		02/04/22 08:54	104-51-8	
sec-Butylbenzene	ND	ug/L	0.50	0.40	1		02/04/22 08:54	135-98-8	
tert-Butylbenzene	ND	ug/L	0.50	0.32	1		02/04/22 08:54	98-06-6	
Carbon tetrachloride	ND	ug/L	0.50	0.33	1		02/04/22 08:54	56-23-5	
Chlorobenzene	ND	ug/L	0.50	0.28	1		02/04/22 08:54	108-90-7	
Chloroethane	ND	ug/L	1.0	0.65	1		02/04/22 08:54	75-00-3	
Chloroform	ND	ug/L	0.50	0.35	1		02/04/22 08:54	67-66-3	
Chloromethane	ND	ug/L	1.0	0.54	1		02/04/22 08:54	74-87-3	
2-Chlorotoluene	ND	ug/L	0.50	0.32	1		02/04/22 08:54	95-49-8	
4-Chlorotoluene	ND	ug/L	0.50	0.32	1		02/04/22 08:54	106-43-4	
1,2-Dibromo-3-chloropropane	ND	ug/L	1.0	0.34	1		02/04/22 08:54	96-12-8	
Dibromochloromethane	ND	ug/L	0.50	0.36	1		02/04/22 08:54	124-48-1	
1,2-Dibromoethane (EDB)	ND	ug/L	0.50	0.27	1		02/04/22 08:54	106-93-4	
Dibromomethane	ND	ug/L	0.50	0.39	1		02/04/22 08:54	74-95-3	
1,2-Dichlorobenzene	ND	ug/L	0.50	0.34	1		02/04/22 08:54	95-50-1	
1,3-Dichlorobenzene	ND	ug/L	0.50	0.34	1		02/04/22 08:54	541-73-1	
1,4-Dichlorobenzene	ND	ug/L	0.50	0.33	1		02/04/22 08:54	106-46-7	
Dichlorodifluoromethane	ND	ug/L	0.50	0.35	1		02/04/22 08:54	75-71-8	
1,1-Dichloroethane	ND	ug/L	0.50	0.37	1		02/04/22 08:54	75-34-3	
1,2-Dichloroethane	ND	ug/L	0.50	0.32	1		02/04/22 08:54	107-06-2	
1,1-Dichloroethene	ND	ug/L	0.50	0.35	1		02/04/22 08:54	75-35-4	
cis-1,2-Dichloroethene	ND	ug/L	0.50	0.38	1		02/04/22 08:54	156-59-2	
trans-1,2-Dichloroethene	ND	ug/L	0.50	0.40	1		02/04/22 08:54	156-60-5	
1,2-Dichloropropane	ND	ug/L	0.50	0.36	1		02/04/22 08:54	78-87-5	
1,3-Dichloropropane	ND	ug/L	0.50	0.28	1		02/04/22 08:54	142-28-9	

REPORT OF LABORATORY ANALYSIS

This report shall not be reproduced, except in full,
without the written consent of Pace Analytical Services, LLC.

Pace Analytical Services, LLC
9800 Kincey Ave. Suite 100
Huntersville, NC 28078
(704)875-9092

ANALYTICAL RESULTS

Project: CPC Huntersville-60674226
Pace Project No.: 92585900

Sample: DUP-2-20220202 **Lab ID: 92585900013** Collected: 02/02/22 00:00 Received: 02/02/22 17:57 Matrix: Water

Parameters	Results	Units	Report Limit	MDL	DF	Prepared	Analyzed	CAS No.	Qual
6200B MSV	Analytical Method: SM 6200B Pace Analytical Services - Charlotte								
2,2-Dichloropropane	ND	ug/L	0.50	0.39	1		02/04/22 08:54	594-20-7	IH
1,1-Dichloropropene	ND	ug/L	0.50	0.43	1		02/04/22 08:54	563-58-6	
cis-1,3-Dichloropropene	ND	ug/L	0.50	0.36	1		02/04/22 08:54	10061-01-5	
trans-1,3-Dichloropropene	ND	ug/L	0.50	0.36	1		02/04/22 08:54	10061-02-6	
Diisopropyl ether	ND	ug/L	0.50	0.31	1		02/04/22 08:54	108-20-3	
Ethylbenzene	ND	ug/L	0.50	0.30	1		02/04/22 08:54	100-41-4	
Hexachloro-1,3-butadiene	ND	ug/L	2.0	1.5	1		02/04/22 08:54	87-68-3	
Isopropylbenzene (Cumene)	ND	ug/L	0.50	0.33	1		02/04/22 08:54	98-82-8	
Methylene Chloride	ND	ug/L	2.0	2.0	1		02/04/22 08:54	75-09-2	
Methyl-tert-butyl ether	ND	ug/L	0.50	0.42	1		02/04/22 08:54	1634-04-4	
Naphthalene	ND	ug/L	2.0	0.64	1		02/04/22 08:54	91-20-3	
n-Propylbenzene	ND	ug/L	0.50	0.34	1		02/04/22 08:54	103-65-1	
Styrene	ND	ug/L	0.50	0.29	1		02/04/22 08:54	100-42-5	
1,1,1,2-Tetrachloroethane	ND	ug/L	0.50	0.31	1		02/04/22 08:54	630-20-6	
1,1,2,2-Tetrachloroethane	ND	ug/L	0.50	0.22	1		02/04/22 08:54	79-34-5	
Tetrachloroethene	ND	ug/L	0.50	0.29	1		02/04/22 08:54	127-18-4	
Toluene	ND	ug/L	0.50	0.48	1		02/04/22 08:54	108-88-3	
1,2,3-Trichlorobenzene	ND	ug/L	2.0	0.81	1		02/04/22 08:54	87-61-6	
1,2,4-Trichlorobenzene	ND	ug/L	2.0	0.64	1		02/04/22 08:54	120-82-1	
1,1,1-Trichloroethane	ND	ug/L	0.50	0.33	1		02/04/22 08:54	71-55-6	
1,1,2-Trichloroethane	ND	ug/L	0.50	0.32	1		02/04/22 08:54	79-00-5	
Trichloroethene	ND	ug/L	0.50	0.38	1		02/04/22 08:54	79-01-6	
Trichlorofluoromethane	ND	ug/L	1.0	0.30	1		02/04/22 08:54	75-69-4	
1,2,3-Trichloropropane	ND	ug/L	0.50	0.26	1		02/04/22 08:54	96-18-4	
1,2,4-Trimethylbenzene	ND	ug/L	0.50	0.50	1		02/04/22 08:54	95-63-6	
1,3,5-Trimethylbenzene	ND	ug/L	0.50	0.33	1		02/04/22 08:54	108-67-8	
Vinyl chloride	ND	ug/L	1.0	0.39	1		02/04/22 08:54	75-01-4	
m&p-Xylene	ND	ug/L	1.0	0.71	1		02/04/22 08:54	179601-23-1	
o-Xylene	ND	ug/L	0.50	0.34	1		02/04/22 08:54	95-47-6	
Surrogates									
1,2-Dichloroethane-d4 (S)	98	%	70-130		1		02/04/22 08:54	17060-07-0	
4-Bromofluorobenzene (S)	97	%	70-130		1		02/04/22 08:54	460-00-4	
Toluene-d8 (S)	98	%	70-130		1		02/04/22 08:54	2037-26-5	

REPORT OF LABORATORY ANALYSIS

This report shall not be reproduced, except in full,
without the written consent of Pace Analytical Services, LLC.

Pace Analytical Services, LLC
9800 Kincey Ave. Suite 100
Huntersville, NC 28078
(704)875-9092

ANALYTICAL RESULTS

Project: CPC Huntersville-60674226
Pace Project No.: 92585900

Sample: MW-97D **Lab ID: 92585900014** Collected: 02/02/22 09:55 Received: 02/02/22 17:57 Matrix: Water

Parameters	Results	Units	Report Limit	MDL	DF	Prepared	Analyzed	CAS No.	Qual
VPH NC Water	Analytical Method: MADEP VPH Pace Analytical Services - Charlotte								
Total VPH (C5-C12)	ND	ug/L	50.0	50.0	1		02/04/22 07:22		N2
Aliphatic (C05-C08)	ND	ug/L	50.0	50.0	1		02/04/22 07:22		N2
Aliphatic(C09-C12) Adjusted	ND	ug/L	50.0	50.0	1		02/04/22 07:22		N2
Aromatic (C09-C10)	ND	ug/L	50.0	50.0	1		02/04/22 07:22		N2
Surrogates									
4-Bromofluorobenzene (FID) (S)	98	%	70-130		1		02/04/22 07:22	460-00-4	
4-Bromofluorobenzene (PID) (S)	93	%	70-130		1		02/04/22 07:22	460-00-4	
6010 MET ICP	Analytical Method: EPA 6010D Preparation Method: EPA 3010A Pace Analytical Services - Asheville								
Lead	ND	ug/L	5.0	4.5	1	02/04/22 00:23	02/04/22 11:46	7439-92-1	
6200B MSV	Analytical Method: SM 6200B Pace Analytical Services - Charlotte								
Benzene	ND	ug/L	0.50	0.34	1		02/04/22 05:50	71-43-2	
Bromobenzene	ND	ug/L	0.50	0.29	1		02/04/22 05:50	108-86-1	
Bromochloromethane	ND	ug/L	0.50	0.47	1		02/04/22 05:50	74-97-5	
Bromodichloromethane	ND	ug/L	0.50	0.31	1		02/04/22 05:50	75-27-4	
Bromoform	ND	ug/L	0.50	0.34	1		02/04/22 05:50	75-25-2	
Bromomethane	ND	ug/L	5.0	1.7	1		02/04/22 05:50	74-83-9	
n-Butylbenzene	ND	ug/L	0.50	0.49	1		02/04/22 05:50	104-51-8	
sec-Butylbenzene	ND	ug/L	0.50	0.40	1		02/04/22 05:50	135-98-8	
tert-Butylbenzene	ND	ug/L	0.50	0.32	1		02/04/22 05:50	98-06-6	
Carbon tetrachloride	ND	ug/L	0.50	0.33	1		02/04/22 05:50	56-23-5	
Chlorobenzene	ND	ug/L	0.50	0.28	1		02/04/22 05:50	108-90-7	
Chloroethane	ND	ug/L	1.0	0.65	1		02/04/22 05:50	75-00-3	
Chloroform	ND	ug/L	0.50	0.35	1		02/04/22 05:50	67-66-3	
Chloromethane	ND	ug/L	1.0	0.54	1		02/04/22 05:50	74-87-3	
2-Chlorotoluene	ND	ug/L	0.50	0.32	1		02/04/22 05:50	95-49-8	
4-Chlorotoluene	ND	ug/L	0.50	0.32	1		02/04/22 05:50	106-43-4	
1,2-Dibromo-3-chloropropane	ND	ug/L	1.0	0.34	1		02/04/22 05:50	96-12-8	
Dibromochloromethane	ND	ug/L	0.50	0.36	1		02/04/22 05:50	124-48-1	
1,2-Dibromoethane (EDB)	ND	ug/L	0.50	0.27	1		02/04/22 05:50	106-93-4	
Dibromomethane	ND	ug/L	0.50	0.39	1		02/04/22 05:50	74-95-3	
1,2-Dichlorobenzene	ND	ug/L	0.50	0.34	1		02/04/22 05:50	95-50-1	
1,3-Dichlorobenzene	ND	ug/L	0.50	0.34	1		02/04/22 05:50	541-73-1	
1,4-Dichlorobenzene	ND	ug/L	0.50	0.33	1		02/04/22 05:50	106-46-7	
Dichlorodifluoromethane	ND	ug/L	0.50	0.35	1		02/04/22 05:50	75-71-8	
1,1-Dichloroethane	ND	ug/L	0.50	0.37	1		02/04/22 05:50	75-34-3	
1,2-Dichloroethane	ND	ug/L	0.50	0.32	1		02/04/22 05:50	107-06-2	
1,1-Dichloroethene	ND	ug/L	0.50	0.35	1		02/04/22 05:50	75-35-4	
cis-1,2-Dichloroethene	ND	ug/L	0.50	0.38	1		02/04/22 05:50	156-59-2	
trans-1,2-Dichloroethene	ND	ug/L	0.50	0.40	1		02/04/22 05:50	156-60-5	
1,2-Dichloropropane	ND	ug/L	0.50	0.36	1		02/04/22 05:50	78-87-5	
1,3-Dichloropropane	ND	ug/L	0.50	0.28	1		02/04/22 05:50	142-28-9	

REPORT OF LABORATORY ANALYSIS

This report shall not be reproduced, except in full,
without the written consent of Pace Analytical Services, LLC.

Pace Analytical Services, LLC
9800 Kincey Ave. Suite 100
Huntersville, NC 28078
(704)875-9092

ANALYTICAL RESULTS

Project: CPC Huntersville-60674226
Pace Project No.: 92585900

Sample: MW-97D **Lab ID: 92585900014** Collected: 02/02/22 09:55 Received: 02/02/22 17:57 Matrix: Water

Parameters	Results	Units	Report Limit	MDL	DF	Prepared	Analyzed	CAS No.	Qual
6200B MSV	Analytical Method: SM 6200B Pace Analytical Services - Charlotte								
2,2-Dichloropropane	ND	ug/L	0.50	0.39	1		02/04/22 05:50	594-20-7	IH
1,1-Dichloropropene	ND	ug/L	0.50	0.43	1		02/04/22 05:50	563-58-6	
cis-1,3-Dichloropropene	ND	ug/L	0.50	0.36	1		02/04/22 05:50	10061-01-5	
trans-1,3-Dichloropropene	ND	ug/L	0.50	0.36	1		02/04/22 05:50	10061-02-6	
Diisopropyl ether	**0.45J**	ug/L	0.50	0.31	1		02/04/22 05:50	108-20-3	
Ethylbenzene	ND	ug/L	0.50	0.30	1		02/04/22 05:50	100-41-4	
Hexachloro-1,3-butadiene	ND	ug/L	2.0	1.5	1		02/04/22 05:50	87-68-3	
Isopropylbenzene (Cumene)	ND	ug/L	0.50	0.33	1		02/04/22 05:50	98-82-8	
Methylene Chloride	ND	ug/L	2.0	2.0	1		02/04/22 05:50	75-09-2	
Methyl-tert-butyl ether	ND	ug/L	0.50	0.42	1		02/04/22 05:50	1634-04-4	
Naphthalene	ND	ug/L	2.0	0.64	1		02/04/22 05:50	91-20-3	
n-Propylbenzene	ND	ug/L	0.50	0.34	1		02/04/22 05:50	103-65-1	
Styrene	ND	ug/L	0.50	0.29	1		02/04/22 05:50	100-42-5	
1,1,1,2-Tetrachloroethane	ND	ug/L	0.50	0.31	1		02/04/22 05:50	630-20-6	
1,1,2,2-Tetrachloroethane	ND	ug/L	0.50	0.22	1		02/04/22 05:50	79-34-5	
Tetrachloroethene	ND	ug/L	0.50	0.29	1		02/04/22 05:50	127-18-4	
Toluene	ND	ug/L	0.50	0.48	1		02/04/22 05:50	108-88-3	
1,2,3-Trichlorobenzene	ND	ug/L	2.0	0.81	1		02/04/22 05:50	87-61-6	
1,2,4-Trichlorobenzene	ND	ug/L	2.0	0.64	1		02/04/22 05:50	120-82-1	
1,1,1-Trichloroethane	ND	ug/L	0.50	0.33	1		02/04/22 05:50	71-55-6	
1,1,2-Trichloroethane	ND	ug/L	0.50	0.32	1		02/04/22 05:50	79-00-5	
Trichloroethene	ND	ug/L	0.50	0.38	1		02/04/22 05:50	79-01-6	
Trichlorofluoromethane	ND	ug/L	1.0	0.30	1		02/04/22 05:50	75-69-4	
1,2,3-Trichloropropane	ND	ug/L	0.50	0.26	1		02/04/22 05:50	96-18-4	
1,2,4-Trimethylbenzene	ND	ug/L	0.50	0.50	1		02/04/22 05:50	95-63-6	
1,3,5-Trimethylbenzene	ND	ug/L	0.50	0.33	1		02/04/22 05:50	108-67-8	
Vinyl chloride	ND	ug/L	1.0	0.39	1		02/04/22 05:50	75-01-4	
m&p-Xylene	ND	ug/L	1.0	0.71	1		02/04/22 05:50	179601-23-1	
o-Xylene	ND	ug/L	0.50	0.34	1		02/04/22 05:50	95-47-6	
Surrogates									
1,2-Dichloroethane-d4 (S)	99	%	70-130		1		02/04/22 05:50	17060-07-0	
4-Bromofluorobenzene (S)	99	%	70-130		1		02/04/22 05:50	460-00-4	
Toluene-d8 (S)	97	%	70-130		1		02/04/22 05:50	2037-26-5	

REPORT OF LABORATORY ANALYSIS

This report shall not be reproduced, except in full,
without the written consent of Pace Analytical Services, LLC.

Pace Analytical Services, LLC
9800 Kincey Ave. Suite 100
Huntersville, NC 28078
(704)875-9092

ANALYTICAL RESULTS

Project: CPC Huntersville-60674226
Pace Project No.: 92585900

Sample: MW-33 **Lab ID: 92585900015** Collected: 02/02/22 10:25 Received: 02/02/22 17:57 Matrix: Water

Parameters	Results	Units	Report Limit	MDL	DF	Prepared	Analyzed	CAS No.	Qual
VPH NC Water	Analytical Method: MADEP VPH Pace Analytical Services - Charlotte								
Total VPH (C5-C12)	ND	ug/L	50.0	50.0	1		02/04/22 07:51		N2
Aliphatic (C05-C08)	ND	ug/L	50.0	50.0	1		02/04/22 07:51		N2
Aliphatic(C09-C12) Adjusted	ND	ug/L	50.0	50.0	1		02/04/22 07:51		N2
Aromatic (C09-C10)	ND	ug/L	50.0	50.0	1		02/04/22 07:51		N2
Surrogates									
4-Bromofluorobenzene (FID) (S)	98	%	70-130		1		02/04/22 07:51	460-00-4	
4-Bromofluorobenzene (PID) (S)	93	%	70-130		1		02/04/22 07:51	460-00-4	
6010 MET ICP	Analytical Method: EPA 6010D Preparation Method: EPA 3010A Pace Analytical Services - Asheville								
Lead	ND	ug/L	5.0	4.5	1	02/04/22 00:23	02/04/22 11:49	7439-92-1	
6200B MSV	Analytical Method: SM 6200B Pace Analytical Services - Charlotte								
Benzene	ND	ug/L	0.50	0.34	1		02/04/22 06:09	71-43-2	
Bromobenzene	ND	ug/L	0.50	0.29	1		02/04/22 06:09	108-86-1	
Bromochloromethane	ND	ug/L	0.50	0.47	1		02/04/22 06:09	74-97-5	
Bromodichloromethane	ND	ug/L	0.50	0.31	1		02/04/22 06:09	75-27-4	
Bromoform	ND	ug/L	0.50	0.34	1		02/04/22 06:09	75-25-2	
Bromomethane	ND	ug/L	5.0	1.7	1		02/04/22 06:09	74-83-9	
n-Butylbenzene	ND	ug/L	0.50	0.49	1		02/04/22 06:09	104-51-8	
sec-Butylbenzene	ND	ug/L	0.50	0.40	1		02/04/22 06:09	135-98-8	
tert-Butylbenzene	ND	ug/L	0.50	0.32	1		02/04/22 06:09	98-06-6	
Carbon tetrachloride	ND	ug/L	0.50	0.33	1		02/04/22 06:09	56-23-5	
Chlorobenzene	ND	ug/L	0.50	0.28	1		02/04/22 06:09	108-90-7	
Chloroethane	ND	ug/L	1.0	0.65	1		02/04/22 06:09	75-00-3	
Chloroform	ND	ug/L	0.50	0.35	1		02/04/22 06:09	67-66-3	
Chloromethane	ND	ug/L	1.0	0.54	1		02/04/22 06:09	74-87-3	
2-Chlorotoluene	ND	ug/L	0.50	0.32	1		02/04/22 06:09	95-49-8	
4-Chlorotoluene	ND	ug/L	0.50	0.32	1		02/04/22 06:09	106-43-4	
1,2-Dibromo-3-chloropropane	ND	ug/L	1.0	0.34	1		02/04/22 06:09	96-12-8	
Dibromochloromethane	ND	ug/L	0.50	0.36	1		02/04/22 06:09	124-48-1	
1,2-Dibromoethane (EDB)	ND	ug/L	0.50	0.27	1		02/04/22 06:09	106-93-4	
Dibromomethane	ND	ug/L	0.50	0.39	1		02/04/22 06:09	74-95-3	
1,2-Dichlorobenzene	ND	ug/L	0.50	0.34	1		02/04/22 06:09	95-50-1	
1,3-Dichlorobenzene	ND	ug/L	0.50	0.34	1		02/04/22 06:09	541-73-1	
1,4-Dichlorobenzene	ND	ug/L	0.50	0.33	1		02/04/22 06:09	106-46-7	
Dichlorodifluoromethane	ND	ug/L	0.50	0.35	1		02/04/22 06:09	75-71-8	
1,1-Dichloroethane	ND	ug/L	0.50	0.37	1		02/04/22 06:09	75-34-3	
1,2-Dichloroethane	ND	ug/L	0.50	0.32	1		02/04/22 06:09	107-06-2	
1,1-Dichloroethene	ND	ug/L	0.50	0.35	1		02/04/22 06:09	75-35-4	
cis-1,2-Dichloroethene	ND	ug/L	0.50	0.38	1		02/04/22 06:09	156-59-2	
trans-1,2-Dichloroethene	ND	ug/L	0.50	0.40	1		02/04/22 06:09	156-60-5	
1,2-Dichloropropane	ND	ug/L	0.50	0.36	1		02/04/22 06:09	78-87-5	
1,3-Dichloropropane	ND	ug/L	0.50	0.28	1		02/04/22 06:09	142-28-9	

REPORT OF LABORATORY ANALYSIS

This report shall not be reproduced, except in full,
without the written consent of Pace Analytical Services, LLC.

Pace Analytical Services, LLC
9800 Kincey Ave. Suite 100
Huntersville, NC 28078
(704)875-9092

ANALYTICAL RESULTS

Project: CPC Huntersville-60674226
Pace Project No.: 92585900

Sample: MW-33 **Lab ID: 92585900015** Collected: 02/02/22 10:25 Received: 02/02/22 17:57 Matrix: Water

Parameters	Results	Units	Report Limit	MDL	DF	Prepared	Analyzed	CAS No.	Qual
6200B MSV	Analytical Method: SM 6200B Pace Analytical Services - Charlotte								
2,2-Dichloropropane	ND	ug/L	0.50	0.39	1		02/04/22 06:09	594-20-7	IH
1,1-Dichloropropene	ND	ug/L	0.50	0.43	1		02/04/22 06:09	563-58-6	
cis-1,3-Dichloropropene	ND	ug/L	0.50	0.36	1		02/04/22 06:09	10061-01-5	
trans-1,3-Dichloropropene	ND	ug/L	0.50	0.36	1		02/04/22 06:09	10061-02-6	
Diisopropyl ether	ND	ug/L	0.50	0.31	1		02/04/22 06:09	108-20-3	
Ethylbenzene	ND	ug/L	0.50	0.30	1		02/04/22 06:09	100-41-4	
Hexachloro-1,3-butadiene	ND	ug/L	2.0	1.5	1		02/04/22 06:09	87-68-3	
Isopropylbenzene (Cumene)	ND	ug/L	0.50	0.33	1		02/04/22 06:09	98-82-8	
Methylene Chloride	ND	ug/L	2.0	2.0	1		02/04/22 06:09	75-09-2	
Methyl-tert-butyl ether	ND	ug/L	0.50	0.42	1		02/04/22 06:09	1634-04-4	
Naphthalene	ND	ug/L	2.0	0.64	1		02/04/22 06:09	91-20-3	
n-Propylbenzene	ND	ug/L	0.50	0.34	1		02/04/22 06:09	103-65-1	
Styrene	ND	ug/L	0.50	0.29	1		02/04/22 06:09	100-42-5	
1,1,1,2-Tetrachloroethane	ND	ug/L	0.50	0.31	1		02/04/22 06:09	630-20-6	
1,1,2,2-Tetrachloroethane	ND	ug/L	0.50	0.22	1		02/04/22 06:09	79-34-5	
Tetrachloroethene	ND	ug/L	0.50	0.29	1		02/04/22 06:09	127-18-4	
Toluene	ND	ug/L	0.50	0.48	1		02/04/22 06:09	108-88-3	
1,2,3-Trichlorobenzene	ND	ug/L	2.0	0.81	1		02/04/22 06:09	87-61-6	
1,2,4-Trichlorobenzene	ND	ug/L	2.0	0.64	1		02/04/22 06:09	120-82-1	
1,1,1-Trichloroethane	ND	ug/L	0.50	0.33	1		02/04/22 06:09	71-55-6	
1,1,2-Trichloroethane	ND	ug/L	0.50	0.32	1		02/04/22 06:09	79-00-5	
Trichloroethene	ND	ug/L	0.50	0.38	1		02/04/22 06:09	79-01-6	
Trichlorofluoromethane	ND	ug/L	1.0	0.30	1		02/04/22 06:09	75-69-4	
1,2,3-Trichloropropane	ND	ug/L	0.50	0.26	1		02/04/22 06:09	96-18-4	
1,2,4-Trimethylbenzene	ND	ug/L	0.50	0.50	1		02/04/22 06:09	95-63-6	
1,3,5-Trimethylbenzene	ND	ug/L	0.50	0.33	1		02/04/22 06:09	108-67-8	
Vinyl chloride	ND	ug/L	1.0	0.39	1		02/04/22 06:09	75-01-4	
m&p-Xylene	ND	ug/L	1.0	0.71	1		02/04/22 06:09	179601-23-1	
o-Xylene	ND	ug/L	0.50	0.34	1		02/04/22 06:09	95-47-6	
Surrogates									
1,2-Dichloroethane-d4 (S)	98	%	70-130		1		02/04/22 06:09	17060-07-0	
4-Bromofluorobenzene (S)	99	%	70-130		1		02/04/22 06:09	460-00-4	
Toluene-d8 (S)	98	%	70-130		1		02/04/22 06:09	2037-26-5	

REPORT OF LABORATORY ANALYSIS

This report shall not be reproduced, except in full,
without the written consent of Pace Analytical Services, LLC.

Pace Analytical Services, LLC
9800 Kincey Ave. Suite 100
Huntersville, NC 28078
(704)875-9092

ANALYTICAL RESULTS

Project: CPC Huntersville-60674226
Pace Project No.: 92585900

Sample: MW-36 **Lab ID: 92585900016** Collected: 02/02/22 11:00 Received: 02/02/22 17:57 Matrix: Water

Parameters	Results	Units	Report Limit	MDL	DF	Prepared	Analyzed	CAS No.	Qual
VPH NC Water	Analytical Method: MADEP VPH Pace Analytical Services - Charlotte								
Total VPH (C5-C12)	ND	ug/L	50.0	50.0	1		02/04/22 08:20		N2
Aliphatic (C05-C08)	ND	ug/L	50.0	50.0	1		02/04/22 08:20		N2
Aliphatic(C09-C12) Adjusted	ND	ug/L	50.0	50.0	1		02/04/22 08:20		N2
Aromatic (C09-C10)	ND	ug/L	50.0	50.0	1		02/04/22 08:20		N2
Surrogates									
4-Bromofluorobenzene (FID) (S)	97	%	70-130		1		02/04/22 08:20	460-00-4	
4-Bromofluorobenzene (PID) (S)	93	%	70-130		1		02/04/22 08:20	460-00-4	
6010 MET ICP	Analytical Method: EPA 6010D Preparation Method: EPA 3010A Pace Analytical Services - Asheville								
Lead	ND	ug/L	5.0	4.5	1	02/04/22 00:23	02/04/22 11:53	7439-92-1	
6200B MSV	Analytical Method: SM 6200B Pace Analytical Services - Charlotte								
Benzene	ND	ug/L	0.50	0.34	1		02/04/22 06:27	71-43-2	
Bromobenzene	ND	ug/L	0.50	0.29	1		02/04/22 06:27	108-86-1	
Bromochloromethane	ND	ug/L	0.50	0.47	1		02/04/22 06:27	74-97-5	
Bromodichloromethane	ND	ug/L	0.50	0.31	1		02/04/22 06:27	75-27-4	
Bromoform	ND	ug/L	0.50	0.34	1		02/04/22 06:27	75-25-2	
Bromomethane	ND	ug/L	5.0	1.7	1		02/04/22 06:27	74-83-9	
n-Butylbenzene	ND	ug/L	0.50	0.49	1		02/04/22 06:27	104-51-8	
sec-Butylbenzene	ND	ug/L	0.50	0.40	1		02/04/22 06:27	135-98-8	
tert-Butylbenzene	ND	ug/L	0.50	0.32	1		02/04/22 06:27	98-06-6	
Carbon tetrachloride	ND	ug/L	0.50	0.33	1		02/04/22 06:27	56-23-5	
Chlorobenzene	ND	ug/L	0.50	0.28	1		02/04/22 06:27	108-90-7	
Chloroethane	ND	ug/L	1.0	0.65	1		02/04/22 06:27	75-00-3	
Chloroform	ND	ug/L	0.50	0.35	1		02/04/22 06:27	67-66-3	
Chloromethane	ND	ug/L	1.0	0.54	1		02/04/22 06:27	74-87-3	
2-Chlorotoluene	ND	ug/L	0.50	0.32	1		02/04/22 06:27	95-49-8	
4-Chlorotoluene	ND	ug/L	0.50	0.32	1		02/04/22 06:27	106-43-4	
1,2-Dibromo-3-chloropropane	ND	ug/L	1.0	0.34	1		02/04/22 06:27	96-12-8	
Dibromochloromethane	ND	ug/L	0.50	0.36	1		02/04/22 06:27	124-48-1	
1,2-Dibromoethane (EDB)	ND	ug/L	0.50	0.27	1		02/04/22 06:27	106-93-4	
Dibromomethane	ND	ug/L	0.50	0.39	1		02/04/22 06:27	74-95-3	
1,2-Dichlorobenzene	ND	ug/L	0.50	0.34	1		02/04/22 06:27	95-50-1	
1,3-Dichlorobenzene	ND	ug/L	0.50	0.34	1		02/04/22 06:27	541-73-1	
1,4-Dichlorobenzene	ND	ug/L	0.50	0.33	1		02/04/22 06:27	106-46-7	
Dichlorodifluoromethane	ND	ug/L	0.50	0.35	1		02/04/22 06:27	75-71-8	
1,1-Dichloroethane	ND	ug/L	0.50	0.37	1		02/04/22 06:27	75-34-3	
1,2-Dichloroethane	ND	ug/L	0.50	0.32	1		02/04/22 06:27	107-06-2	
1,1-Dichloroethene	ND	ug/L	0.50	0.35	1		02/04/22 06:27	75-35-4	
cis-1,2-Dichloroethene	ND	ug/L	0.50	0.38	1		02/04/22 06:27	156-59-2	
trans-1,2-Dichloroethene	ND	ug/L	0.50	0.40	1		02/04/22 06:27	156-60-5	
1,2-Dichloropropane	ND	ug/L	0.50	0.36	1		02/04/22 06:27	78-87-5	
1,3-Dichloropropane	ND	ug/L	0.50	0.28	1		02/04/22 06:27	142-28-9	

REPORT OF LABORATORY ANALYSIS

This report shall not be reproduced, except in full,
without the written consent of Pace Analytical Services, LLC.

Pace Analytical Services, LLC
9800 Kincey Ave. Suite 100
Huntersville, NC 28078
(704)875-9092

ANALYTICAL RESULTS

Project: CPC Huntersville-60674226
Pace Project No.: 92585900

Sample: MW-36 **Lab ID: 92585900016** Collected: 02/02/22 11:00 Received: 02/02/22 17:57 Matrix: Water

Parameters	Results	Units	Report Limit	MDL	DF	Prepared	Analyzed	CAS No.	Qual
6200B MSV	Analytical Method: SM 6200B Pace Analytical Services - Charlotte								
2,2-Dichloropropane	ND	ug/L	0.50	0.39	1		02/04/22 06:27	594-20-7	IH
1,1-Dichloropropene	ND	ug/L	0.50	0.43	1		02/04/22 06:27	563-58-6	
cis-1,3-Dichloropropene	ND	ug/L	0.50	0.36	1		02/04/22 06:27	10061-01-5	
trans-1,3-Dichloropropene	ND	ug/L	0.50	0.36	1		02/04/22 06:27	10061-02-6	
Diisopropyl ether	ND	ug/L	0.50	0.31	1		02/04/22 06:27	108-20-3	
Ethylbenzene	ND	ug/L	0.50	0.30	1		02/04/22 06:27	100-41-4	
Hexachloro-1,3-butadiene	ND	ug/L	2.0	1.5	1		02/04/22 06:27	87-68-3	
Isopropylbenzene (Cumene)	ND	ug/L	0.50	0.33	1		02/04/22 06:27	98-82-8	
Methylene Chloride	ND	ug/L	2.0	2.0	1		02/04/22 06:27	75-09-2	
Methyl-tert-butyl ether	ND	ug/L	0.50	0.42	1		02/04/22 06:27	1634-04-4	
Naphthalene	ND	ug/L	2.0	0.64	1		02/04/22 06:27	91-20-3	
n-Propylbenzene	ND	ug/L	0.50	0.34	1		02/04/22 06:27	103-65-1	
Styrene	ND	ug/L	0.50	0.29	1		02/04/22 06:27	100-42-5	
1,1,1,2-Tetrachloroethane	ND	ug/L	0.50	0.31	1		02/04/22 06:27	630-20-6	
1,1,2,2-Tetrachloroethane	ND	ug/L	0.50	0.22	1		02/04/22 06:27	79-34-5	
Tetrachloroethene	ND	ug/L	0.50	0.29	1		02/04/22 06:27	127-18-4	
Toluene	ND	ug/L	0.50	0.48	1		02/04/22 06:27	108-88-3	
1,2,3-Trichlorobenzene	ND	ug/L	2.0	0.81	1		02/04/22 06:27	87-61-6	
1,2,4-Trichlorobenzene	ND	ug/L	2.0	0.64	1		02/04/22 06:27	120-82-1	
1,1,1-Trichloroethane	ND	ug/L	0.50	0.33	1		02/04/22 06:27	71-55-6	
1,1,2-Trichloroethane	ND	ug/L	0.50	0.32	1		02/04/22 06:27	79-00-5	
Trichloroethene	ND	ug/L	0.50	0.38	1		02/04/22 06:27	79-01-6	
Trichlorofluoromethane	**0.34J**	ug/L	1.0	0.30	1		02/04/22 06:27	75-69-4	
1,2,3-Trichloropropane	ND	ug/L	0.50	0.26	1		02/04/22 06:27	96-18-4	
1,2,4-Trimethylbenzene	ND	ug/L	0.50	0.50	1		02/04/22 06:27	95-63-6	
1,3,5-Trimethylbenzene	ND	ug/L	0.50	0.33	1		02/04/22 06:27	108-67-8	
Vinyl chloride	ND	ug/L	1.0	0.39	1		02/04/22 06:27	75-01-4	
m&p-Xylene	ND	ug/L	1.0	0.71	1		02/04/22 06:27	179601-23-1	
o-Xylene	ND	ug/L	0.50	0.34	1		02/04/22 06:27	95-47-6	
Surrogates									
1,2-Dichloroethane-d4 (S)	98	%	70-130		1		02/04/22 06:27	17060-07-0	
4-Bromofluorobenzene (S)	99	%	70-130		1		02/04/22 06:27	460-00-4	
Toluene-d8 (S)	98	%	70-130		1		02/04/22 06:27	2037-26-5	

REPORT OF LABORATORY ANALYSIS

This report shall not be reproduced, except in full,
without the written consent of Pace Analytical Services, LLC.

Pace Analytical Services, LLC
9800 Kincey Ave. Suite 100
Huntersville, NC 28078
(704)875-9092

ANALYTICAL RESULTS

Project: CPC Huntersville-60674226
Pace Project No.: 92585900

Sample: MW-57 **Lab ID: 92585900017** Collected: 02/02/22 11:55 Received: 02/02/22 17:57 Matrix: Water

Parameters	Results	Units	Report Limit	MDL	DF	Prepared	Analyzed	CAS No.	Qual
VPH NC Water	Analytical Method: MADEP VPH Pace Analytical Services - Charlotte								
Total VPH (C5-C12)	ND	ug/L	50.0	50.0	1		02/04/22 08:49		N2
Aliphatic (C05-C08)	ND	ug/L	50.0	50.0	1		02/04/22 08:49		N2
Aliphatic(C09-C12) Adjusted	ND	ug/L	50.0	50.0	1		02/04/22 08:49		N2
Aromatic (C09-C10)	ND	ug/L	50.0	50.0	1		02/04/22 08:49		N2
Surrogates									
4-Bromofluorobenzene (FID) (S)	99	%	70-130		1		02/04/22 08:49	460-00-4	
4-Bromofluorobenzene (PID) (S)	95	%	70-130		1		02/04/22 08:49	460-00-4	
6010 MET ICP	Analytical Method: EPA 6010D Preparation Method: EPA 3010A Pace Analytical Services - Asheville								
Lead	ND	ug/L	5.0	4.5	1	02/04/22 00:23	02/04/22 11:56	7439-92-1	
6200B MSV	Analytical Method: SM 6200B Pace Analytical Services - Charlotte								
Benzene	ND	ug/L	0.50	0.34	1		02/04/22 06:45	71-43-2	
Bromobenzene	ND	ug/L	0.50	0.29	1		02/04/22 06:45	108-86-1	
Bromochloromethane	ND	ug/L	0.50	0.47	1		02/04/22 06:45	74-97-5	
Bromodichloromethane	ND	ug/L	0.50	0.31	1		02/04/22 06:45	75-27-4	
Bromoform	ND	ug/L	0.50	0.34	1		02/04/22 06:45	75-25-2	
Bromomethane	ND	ug/L	5.0	1.7	1		02/04/22 06:45	74-83-9	
n-Butylbenzene	ND	ug/L	0.50	0.49	1		02/04/22 06:45	104-51-8	
sec-Butylbenzene	ND	ug/L	0.50	0.40	1		02/04/22 06:45	135-98-8	
tert-Butylbenzene	ND	ug/L	0.50	0.32	1		02/04/22 06:45	98-06-6	
Carbon tetrachloride	ND	ug/L	0.50	0.33	1		02/04/22 06:45	56-23-5	
Chlorobenzene	ND	ug/L	0.50	0.28	1		02/04/22 06:45	108-90-7	
Chloroethane	ND	ug/L	1.0	0.65	1		02/04/22 06:45	75-00-3	
Chloroform	ND	ug/L	0.50	0.35	1		02/04/22 06:45	67-66-3	
Chloromethane	ND	ug/L	1.0	0.54	1		02/04/22 06:45	74-87-3	
2-Chlorotoluene	ND	ug/L	0.50	0.32	1		02/04/22 06:45	95-49-8	
4-Chlorotoluene	ND	ug/L	0.50	0.32	1		02/04/22 06:45	106-43-4	
1,2-Dibromo-3-chloropropane	ND	ug/L	1.0	0.34	1		02/04/22 06:45	96-12-8	
Dibromochloromethane	ND	ug/L	0.50	0.36	1		02/04/22 06:45	124-48-1	
1,2-Dibromoethane (EDB)	ND	ug/L	0.50	0.27	1		02/04/22 06:45	106-93-4	
Dibromomethane	ND	ug/L	0.50	0.39	1		02/04/22 06:45	74-95-3	
1,2-Dichlorobenzene	ND	ug/L	0.50	0.34	1		02/04/22 06:45	95-50-1	
1,3-Dichlorobenzene	ND	ug/L	0.50	0.34	1		02/04/22 06:45	541-73-1	
1,4-Dichlorobenzene	ND	ug/L	0.50	0.33	1		02/04/22 06:45	106-46-7	
Dichlorodifluoromethane	ND	ug/L	0.50	0.35	1		02/04/22 06:45	75-71-8	
1,1-Dichloroethane	ND	ug/L	0.50	0.37	1		02/04/22 06:45	75-34-3	
1,2-Dichloroethane	ND	ug/L	0.50	0.32	1		02/04/22 06:45	107-06-2	
1,1-Dichloroethene	ND	ug/L	0.50	0.35	1		02/04/22 06:45	75-35-4	
cis-1,2-Dichloroethene	ND	ug/L	0.50	0.38	1		02/04/22 06:45	156-59-2	
trans-1,2-Dichloroethene	ND	ug/L	0.50	0.40	1		02/04/22 06:45	156-60-5	
1,2-Dichloropropane	ND	ug/L	0.50	0.36	1		02/04/22 06:45	78-87-5	
1,3-Dichloropropane	ND	ug/L	0.50	0.28	1		02/04/22 06:45	142-28-9	

REPORT OF LABORATORY ANALYSIS

This report shall not be reproduced, except in full,
without the written consent of Pace Analytical Services, LLC.

Pace Analytical Services, LLC
9800 Kincey Ave. Suite 100
Huntersville, NC 28078
(704)875-9092

ANALYTICAL RESULTS

Project: CPC Huntersville-60674226
Pace Project No.: 92585900

Sample: MW-57 **Lab ID: 92585900017** Collected: 02/02/22 11:55 Received: 02/02/22 17:57 Matrix: Water

Parameters	Results	Units	Report Limit	MDL	DF	Prepared	Analyzed	CAS No.	Qual
6200B MSV	Analytical Method: SM 6200B Pace Analytical Services - Charlotte								
2,2-Dichloropropane	ND	ug/L	0.50	0.39	1		02/04/22 06:45	594-20-7	IH
1,1-Dichloropropene	ND	ug/L	0.50	0.43	1		02/04/22 06:45	563-58-6	
cis-1,3-Dichloropropene	ND	ug/L	0.50	0.36	1		02/04/22 06:45	10061-01-5	
trans-1,3-Dichloropropene	ND	ug/L	0.50	0.36	1		02/04/22 06:45	10061-02-6	
Diisopropyl ether	ND	ug/L	0.50	0.31	1		02/04/22 06:45	108-20-3	
Ethylbenzene	ND	ug/L	0.50	0.30	1		02/04/22 06:45	100-41-4	
Hexachloro-1,3-butadiene	ND	ug/L	2.0	1.5	1		02/04/22 06:45	87-68-3	
Isopropylbenzene (Cumene)	ND	ug/L	0.50	0.33	1		02/04/22 06:45	98-82-8	
Methylene Chloride	ND	ug/L	2.0	2.0	1		02/04/22 06:45	75-09-2	
Methyl-tert-butyl ether	ND	ug/L	0.50	0.42	1		02/04/22 06:45	1634-04-4	
Naphthalene	ND	ug/L	2.0	0.64	1		02/04/22 06:45	91-20-3	
n-Propylbenzene	ND	ug/L	0.50	0.34	1		02/04/22 06:45	103-65-1	
Styrene	ND	ug/L	0.50	0.29	1		02/04/22 06:45	100-42-5	
1,1,1,2-Tetrachloroethane	ND	ug/L	0.50	0.31	1		02/04/22 06:45	630-20-6	
1,1,2,2-Tetrachloroethane	ND	ug/L	0.50	0.22	1		02/04/22 06:45	79-34-5	
Tetrachloroethene	ND	ug/L	0.50	0.29	1		02/04/22 06:45	127-18-4	
Toluene	ND	ug/L	0.50	0.48	1		02/04/22 06:45	108-88-3	
1,2,3-Trichlorobenzene	ND	ug/L	2.0	0.81	1		02/04/22 06:45	87-61-6	
1,2,4-Trichlorobenzene	ND	ug/L	2.0	0.64	1		02/04/22 06:45	120-82-1	
1,1,1-Trichloroethane	ND	ug/L	0.50	0.33	1		02/04/22 06:45	71-55-6	
1,1,2-Trichloroethane	ND	ug/L	0.50	0.32	1		02/04/22 06:45	79-00-5	
Trichloroethene	ND	ug/L	0.50	0.38	1		02/04/22 06:45	79-01-6	
Trichlorofluoromethane	ND	ug/L	1.0	0.30	1		02/04/22 06:45	75-69-4	
1,2,3-Trichloropropane	ND	ug/L	0.50	0.26	1		02/04/22 06:45	96-18-4	
1,2,4-Trimethylbenzene	ND	ug/L	0.50	0.50	1		02/04/22 06:45	95-63-6	
1,3,5-Trimethylbenzene	ND	ug/L	0.50	0.33	1		02/04/22 06:45	108-67-8	
Vinyl chloride	ND	ug/L	1.0	0.39	1		02/04/22 06:45	75-01-4	
m&p-Xylene	ND	ug/L	1.0	0.71	1		02/04/22 06:45	179601-23-1	
o-Xylene	ND	ug/L	0.50	0.34	1		02/04/22 06:45	95-47-6	
Surrogates									
1,2-Dichloroethane-d4 (S)	100	%	70-130		1		02/04/22 06:45	17060-07-0	
4-Bromofluorobenzene (S)	98	%	70-130		1		02/04/22 06:45	460-00-4	
Toluene-d8 (S)	97	%	70-130		1		02/04/22 06:45	2037-26-5	

REPORT OF LABORATORY ANALYSIS

This report shall not be reproduced, except in full,
without the written consent of Pace Analytical Services, LLC.

Pace Analytical Services, LLC
9800 Kincey Ave. Suite 100
Huntersville, NC 28078
(704)875-9092

ANALYTICAL RESULTS

Project: CPC Huntersville-60674226
Pace Project No.: 92585900

Sample: MW-07D **Lab ID: 92585900018** Collected: 02/02/22 11:50 Received: 02/02/22 17:57 Matrix: Water

Parameters	Results	Units	Report Limit	MDL	DF	Prepared	Analyzed	CAS No.	Qual
VPH NC Water	Analytical Method: MADEP VPH Pace Analytical Services - Charlotte								
Total VPH (C5-C12)	ND	ug/L	50.0	50.0	1		02/04/22 09:18		N2
Aliphatic (C05-C08)	ND	ug/L	50.0	50.0	1		02/04/22 09:18		N2
Aliphatic(C09-C12) Adjusted	ND	ug/L	50.0	50.0	1		02/04/22 09:18		N2
Aromatic (C09-C10)	ND	ug/L	50.0	50.0	1		02/04/22 09:18		N2
Surrogates									
4-Bromofluorobenzene (FID) (S)	96	%	70-130		1		02/04/22 09:18	460-00-4	
4-Bromofluorobenzene (PID) (S)	92	%	70-130		1		02/04/22 09:18	460-00-4	
6010 MET ICP	Analytical Method: EPA 6010D Preparation Method: EPA 3010A Pace Analytical Services - Asheville								
Lead	ND	ug/L	5.0	4.5	1	02/04/22 00:23	02/04/22 21:46	7439-92-1	
6200B MSV	Analytical Method: SM 6200B Pace Analytical Services - Charlotte								
Benzene	**0.66**	ug/L	0.50	0.34	1		02/04/22 08:36	71-43-2	
Bromobenzene	ND	ug/L	0.50	0.29	1		02/04/22 08:36	108-86-1	
Bromochloromethane	ND	ug/L	0.50	0.47	1		02/04/22 08:36	74-97-5	
Bromodichloromethane	ND	ug/L	0.50	0.31	1		02/04/22 08:36	75-27-4	
Bromoform	ND	ug/L	0.50	0.34	1		02/04/22 08:36	75-25-2	
Bromomethane	ND	ug/L	5.0	1.7	1		02/04/22 08:36	74-83-9	
n-Butylbenzene	ND	ug/L	0.50	0.49	1		02/04/22 08:36	104-51-8	
sec-Butylbenzene	ND	ug/L	0.50	0.40	1		02/04/22 08:36	135-98-8	
tert-Butylbenzene	ND	ug/L	0.50	0.32	1		02/04/22 08:36	98-06-6	
Carbon tetrachloride	ND	ug/L	0.50	0.33	1		02/04/22 08:36	56-23-5	
Chlorobenzene	ND	ug/L	0.50	0.28	1		02/04/22 08:36	108-90-7	
Chloroethane	ND	ug/L	1.0	0.65	1		02/04/22 08:36	75-00-3	
Chloroform	ND	ug/L	0.50	0.35	1		02/04/22 08:36	67-66-3	
Chloromethane	ND	ug/L	1.0	0.54	1		02/04/22 08:36	74-87-3	
2-Chlorotoluene	ND	ug/L	0.50	0.32	1		02/04/22 08:36	95-49-8	
4-Chlorotoluene	ND	ug/L	0.50	0.32	1		02/04/22 08:36	106-43-4	
1,2-Dibromo-3-chloropropane	ND	ug/L	1.0	0.34	1		02/04/22 08:36	96-12-8	
Dibromochloromethane	ND	ug/L	0.50	0.36	1		02/04/22 08:36	124-48-1	
1,2-Dibromoethane (EDB)	ND	ug/L	0.50	0.27	1		02/04/22 08:36	106-93-4	
Dibromomethane	ND	ug/L	0.50	0.39	1		02/04/22 08:36	74-95-3	
1,2-Dichlorobenzene	ND	ug/L	0.50	0.34	1		02/04/22 08:36	95-50-1	
1,3-Dichlorobenzene	ND	ug/L	0.50	0.34	1		02/04/22 08:36	541-73-1	
1,4-Dichlorobenzene	ND	ug/L	0.50	0.33	1		02/04/22 08:36	106-46-7	
Dichlorodifluoromethane	ND	ug/L	0.50	0.35	1		02/04/22 08:36	75-71-8	
1,1-Dichloroethane	ND	ug/L	0.50	0.37	1		02/04/22 08:36	75-34-3	
1,2-Dichloroethane	ND	ug/L	0.50	0.32	1		02/04/22 08:36	107-06-2	
1,1-Dichloroethene	ND	ug/L	0.50	0.35	1		02/04/22 08:36	75-35-4	
cis-1,2-Dichloroethene	ND	ug/L	0.50	0.38	1		02/04/22 08:36	156-59-2	
trans-1,2-Dichloroethene	ND	ug/L	0.50	0.40	1		02/04/22 08:36	156-60-5	
1,2-Dichloropropane	ND	ug/L	0.50	0.36	1		02/04/22 08:36	78-87-5	
1,3-Dichloropropane	ND	ug/L	0.50	0.28	1		02/04/22 08:36	142-28-9	

REPORT OF LABORATORY ANALYSIS

This report shall not be reproduced, except in full,
without the written consent of Pace Analytical Services, LLC.

Pace Analytical Services, LLC
9800 Kincey Ave. Suite 100
Huntersville, NC 28078
(704)875-9092

ANALYTICAL RESULTS

Project: CPC Huntersville-60674226
Pace Project No.: 92585900

Sample: MW-07D **Lab ID: 92585900018** Collected: 02/02/22 11:50 Received: 02/02/22 17:57 Matrix: Water

Parameters	Results	Units	Report Limit	MDL	DF	Prepared	Analyzed	CAS No.	Qual
6200B MSV	Analytical Method: SM 6200B Pace Analytical Services - Charlotte								
2,2-Dichloropropane	ND	ug/L	0.50	0.39	1		02/04/22 08:36	594-20-7	IH
1,1-Dichloropropene	ND	ug/L	0.50	0.43	1		02/04/22 08:36	563-58-6	
cis-1,3-Dichloropropene	ND	ug/L	0.50	0.36	1		02/04/22 08:36	10061-01-5	
trans-1,3-Dichloropropene	ND	ug/L	0.50	0.36	1		02/04/22 08:36	10061-02-6	
Diisopropyl ether	**2.0**	ug/L	0.50	0.31	1		02/04/22 08:36	108-20-3	
Ethylbenzene	ND	ug/L	0.50	0.30	1		02/04/22 08:36	100-41-4	
Hexachloro-1,3-butadiene	ND	ug/L	2.0	1.5	1		02/04/22 08:36	87-68-3	
Isopropylbenzene (Cumene)	ND	ug/L	0.50	0.33	1		02/04/22 08:36	98-82-8	
Methylene Chloride	ND	ug/L	2.0	2.0	1		02/04/22 08:36	75-09-2	
Methyl-tert-butyl ether	**0.97**	ug/L	0.50	0.42	1		02/04/22 08:36	1634-04-4	
Naphthalene	ND	ug/L	2.0	0.64	1		02/04/22 08:36	91-20-3	
n-Propylbenzene	ND	ug/L	0.50	0.34	1		02/04/22 08:36	103-65-1	
Styrene	ND	ug/L	0.50	0.29	1		02/04/22 08:36	100-42-5	
1,1,1,2-Tetrachloroethane	ND	ug/L	0.50	0.31	1		02/04/22 08:36	630-20-6	
1,1,2,2-Tetrachloroethane	ND	ug/L	0.50	0.22	1		02/04/22 08:36	79-34-5	
Tetrachloroethene	ND	ug/L	0.50	0.29	1		02/04/22 08:36	127-18-4	
Toluene	ND	ug/L	0.50	0.48	1		02/04/22 08:36	108-88-3	
1,2,3-Trichlorobenzene	ND	ug/L	2.0	0.81	1		02/04/22 08:36	87-61-6	
1,2,4-Trichlorobenzene	ND	ug/L	2.0	0.64	1		02/04/22 08:36	120-82-1	
1,1,1-Trichloroethane	ND	ug/L	0.50	0.33	1		02/04/22 08:36	71-55-6	
1,1,2-Trichloroethane	ND	ug/L	0.50	0.32	1		02/04/22 08:36	79-00-5	
Trichloroethene	ND	ug/L	0.50	0.38	1		02/04/22 08:36	79-01-6	
Trichlorofluoromethane	ND	ug/L	1.0	0.30	1		02/04/22 08:36	75-69-4	
1,2,3-Trichloropropane	ND	ug/L	0.50	0.26	1		02/04/22 08:36	96-18-4	
1,2,4-Trimethylbenzene	ND	ug/L	0.50	0.50	1		02/04/22 08:36	95-63-6	
1,3,5-Trimethylbenzene	ND	ug/L	0.50	0.33	1		02/04/22 08:36	108-67-8	
Vinyl chloride	ND	ug/L	1.0	0.39	1		02/04/22 08:36	75-01-4	
m&p-Xylene	ND	ug/L	1.0	0.71	1		02/04/22 08:36	179601-23-1	
o-Xylene	ND	ug/L	0.50	0.34	1		02/04/22 08:36	95-47-6	
Surrogates									
1,2-Dichloroethane-d4 (S)	98	%	70-130		1		02/04/22 08:36	17060-07-0	
4-Bromofluorobenzene (S)	98	%	70-130		1		02/04/22 08:36	460-00-4	
Toluene-d8 (S)	98	%	70-130		1		02/04/22 08:36	2037-26-5	

REPORT OF LABORATORY ANALYSIS

This report shall not be reproduced, except in full,
without the written consent of Pace Analytical Services, LLC.

Pace Analytical Services, LLC
9800 Kincey Ave. Suite 100
Huntersville, NC 28078
(704)875-9092

ANALYTICAL RESULTS

Project: CPC Huntersville-60674226
Pace Project No.: 92585900

Sample: MW-32 **Lab ID: 92585900019** Collected: 02/02/22 12:55 Received: 02/02/22 17:57 Matrix: Water

Parameters	Results	Units	Report Limit	MDL	DF	Prepared	Analyzed	CAS No.	Qual
VPH NC Water	Analytical Method: MADEP VPH Pace Analytical Services - Charlotte								
Total VPH (C5-C12)	ND	ug/L	50.0	50.0	1		02/04/22 09:47		N2
Aliphatic (C05-C08)	ND	ug/L	50.0	50.0	1		02/04/22 09:47		N2
Aliphatic(C09-C12) Adjusted	ND	ug/L	50.0	50.0	1		02/04/22 09:47		N2
Aromatic (C09-C10)	ND	ug/L	50.0	50.0	1		02/04/22 09:47		N2
Surrogates									
4-Bromofluorobenzene (FID) (S)	96	%	70-130		1		02/04/22 09:47	460-00-4	
4-Bromofluorobenzene (PID) (S)	92	%	70-130		1		02/04/22 09:47	460-00-4	
6010 MET ICP	Analytical Method: EPA 6010D Preparation Method: EPA 3010A Pace Analytical Services - Asheville								
Lead	ND	ug/L	5.0	4.5	1	02/04/22 00:23	02/04/22 21:59	7439-92-1	
6200B MSV	Analytical Method: SM 6200B Pace Analytical Services - Charlotte								
Benzene	ND	ug/L	0.50	0.34	1		02/04/22 07:04	71-43-2	
Bromobenzene	ND	ug/L	0.50	0.29	1		02/04/22 07:04	108-86-1	
Bromochloromethane	ND	ug/L	0.50	0.47	1		02/04/22 07:04	74-97-5	
Bromodichloromethane	ND	ug/L	0.50	0.31	1		02/04/22 07:04	75-27-4	
Bromoform	ND	ug/L	0.50	0.34	1		02/04/22 07:04	75-25-2	
Bromomethane	ND	ug/L	5.0	1.7	1		02/04/22 07:04	74-83-9	
n-Butylbenzene	ND	ug/L	0.50	0.49	1		02/04/22 07:04	104-51-8	
sec-Butylbenzene	ND	ug/L	0.50	0.40	1		02/04/22 07:04	135-98-8	
tert-Butylbenzene	ND	ug/L	0.50	0.32	1		02/04/22 07:04	98-06-6	
Carbon tetrachloride	ND	ug/L	0.50	0.33	1		02/04/22 07:04	56-23-5	
Chlorobenzene	ND	ug/L	0.50	0.28	1		02/04/22 07:04	108-90-7	
Chloroethane	ND	ug/L	1.0	0.65	1		02/04/22 07:04	75-00-3	
Chloroform	ND	ug/L	0.50	0.35	1		02/04/22 07:04	67-66-3	
Chloromethane	ND	ug/L	1.0	0.54	1		02/04/22 07:04	74-87-3	
2-Chlorotoluene	ND	ug/L	0.50	0.32	1		02/04/22 07:04	95-49-8	
4-Chlorotoluene	ND	ug/L	0.50	0.32	1		02/04/22 07:04	106-43-4	
1,2-Dibromo-3-chloropropane	ND	ug/L	1.0	0.34	1		02/04/22 07:04	96-12-8	
Dibromochloromethane	ND	ug/L	0.50	0.36	1		02/04/22 07:04	124-48-1	
1,2-Dibromoethane (EDB)	ND	ug/L	0.50	0.27	1		02/04/22 07:04	106-93-4	
Dibromomethane	ND	ug/L	0.50	0.39	1		02/04/22 07:04	74-95-3	
1,2-Dichlorobenzene	ND	ug/L	0.50	0.34	1		02/04/22 07:04	95-50-1	
1,3-Dichlorobenzene	ND	ug/L	0.50	0.34	1		02/04/22 07:04	541-73-1	
1,4-Dichlorobenzene	ND	ug/L	0.50	0.33	1		02/04/22 07:04	106-46-7	
Dichlorodifluoromethane	ND	ug/L	0.50	0.35	1		02/04/22 07:04	75-71-8	
1,1-Dichloroethane	ND	ug/L	0.50	0.37	1		02/04/22 07:04	75-34-3	
1,2-Dichloroethane	ND	ug/L	0.50	0.32	1		02/04/22 07:04	107-06-2	
1,1-Dichloroethene	ND	ug/L	0.50	0.35	1		02/04/22 07:04	75-35-4	
cis-1,2-Dichloroethene	ND	ug/L	0.50	0.38	1		02/04/22 07:04	156-59-2	
trans-1,2-Dichloroethene	ND	ug/L	0.50	0.40	1		02/04/22 07:04	156-60-5	
1,2-Dichloropropane	ND	ug/L	0.50	0.36	1		02/04/22 07:04	78-87-5	
1,3-Dichloropropane	ND	ug/L	0.50	0.28	1		02/04/22 07:04	142-28-9	

REPORT OF LABORATORY ANALYSIS

This report shall not be reproduced, except in full,
without the written consent of Pace Analytical Services, LLC.

Pace Analytical Services, LLC
9800 Kincey Ave. Suite 100
Huntersville, NC 28078
(704)875-9092

ANALYTICAL RESULTS

Project: CPC Huntersville-60674226
Pace Project No.: 92585900

Sample: MW-32 **Lab ID: 92585900019** Collected: 02/02/22 12:55 Received: 02/02/22 17:57 Matrix: Water

Parameters	Results	Units	Report Limit	MDL	DF	Prepared	Analyzed	CAS No.	Qual
6200B MSV	Analytical Method: SM 6200B Pace Analytical Services - Charlotte								
2,2-Dichloropropane	ND	ug/L	0.50	0.39	1		02/04/22 07:04	594-20-7	IH
1,1-Dichloropropene	ND	ug/L	0.50	0.43	1		02/04/22 07:04	563-58-6	
cis-1,3-Dichloropropene	ND	ug/L	0.50	0.36	1		02/04/22 07:04	10061-01-5	
trans-1,3-Dichloropropene	ND	ug/L	0.50	0.36	1		02/04/22 07:04	10061-02-6	
Diisopropyl ether	ND	ug/L	0.50	0.31	1		02/04/22 07:04	108-20-3	
Ethylbenzene	ND	ug/L	0.50	0.30	1		02/04/22 07:04	100-41-4	
Hexachloro-1,3-butadiene	ND	ug/L	2.0	1.5	1		02/04/22 07:04	87-68-3	
Isopropylbenzene (Cumene)	ND	ug/L	0.50	0.33	1		02/04/22 07:04	98-82-8	
Methylene Chloride	ND	ug/L	2.0	2.0	1		02/04/22 07:04	75-09-2	
Methyl-tert-butyl ether	ND	ug/L	0.50	0.42	1		02/04/22 07:04	1634-04-4	
Naphthalene	ND	ug/L	2.0	0.64	1		02/04/22 07:04	91-20-3	
n-Propylbenzene	ND	ug/L	0.50	0.34	1		02/04/22 07:04	103-65-1	
Styrene	ND	ug/L	0.50	0.29	1		02/04/22 07:04	100-42-5	
1,1,1,2-Tetrachloroethane	ND	ug/L	0.50	0.31	1		02/04/22 07:04	630-20-6	
1,1,2,2-Tetrachloroethane	ND	ug/L	0.50	0.22	1		02/04/22 07:04	79-34-5	
Tetrachloroethene	ND	ug/L	0.50	0.29	1		02/04/22 07:04	127-18-4	
Toluene	ND	ug/L	0.50	0.48	1		02/04/22 07:04	108-88-3	
1,2,3-Trichlorobenzene	ND	ug/L	2.0	0.81	1		02/04/22 07:04	87-61-6	
1,2,4-Trichlorobenzene	ND	ug/L	2.0	0.64	1		02/04/22 07:04	120-82-1	
1,1,1-Trichloroethane	ND	ug/L	0.50	0.33	1		02/04/22 07:04	71-55-6	
1,1,2-Trichloroethane	ND	ug/L	0.50	0.32	1		02/04/22 07:04	79-00-5	
Trichloroethene	ND	ug/L	0.50	0.38	1		02/04/22 07:04	79-01-6	
Trichlorofluoromethane	ND	ug/L	1.0	0.30	1		02/04/22 07:04	75-69-4	
1,2,3-Trichloropropane	ND	ug/L	0.50	0.26	1		02/04/22 07:04	96-18-4	
1,2,4-Trimethylbenzene	ND	ug/L	0.50	0.50	1		02/04/22 07:04	95-63-6	
1,3,5-Trimethylbenzene	ND	ug/L	0.50	0.33	1		02/04/22 07:04	108-67-8	
Vinyl chloride	ND	ug/L	1.0	0.39	1		02/04/22 07:04	75-01-4	
m&p-Xylene	ND	ug/L	1.0	0.71	1		02/04/22 07:04	179601-23-1	
o-Xylene	ND	ug/L	0.50	0.34	1		02/04/22 07:04	95-47-6	
Surrogates									
1,2-Dichloroethane-d4 (S)	98	%	70-130		1		02/04/22 07:04	17060-07-0	
4-Bromofluorobenzene (S)	99	%	70-130		1		02/04/22 07:04	460-00-4	
Toluene-d8 (S)	98	%	70-130		1		02/04/22 07:04	2037-26-5	

REPORT OF LABORATORY ANALYSIS

This report shall not be reproduced, except in full,
without the written consent of Pace Analytical Services, LLC.

Pace Analytical Services, LLC
9800 Kincey Ave. Suite 100
Huntersville, NC 28078
(704)875-9092

ANALYTICAL RESULTS

Project: CPC Huntersville-60674226
Pace Project No.: 92585900

Sample: MW-25D **Lab ID: 92585900020** Collected: 02/02/22 13:30 Received: 02/02/22 17:57 Matrix: Water

Parameters	Results	Units	Report Limit	MDL	DF	Prepared	Analyzed	CAS No.	Qual
VPH NC Water	Analytical Method: MADEP VPH Pace Analytical Services - Charlotte								
Total VPH (C5-C12)	ND	ug/L	50.0	50.0	1		02/04/22 10:15		N2
Aliphatic (C05-C08)	ND	ug/L	50.0	50.0	1		02/04/22 10:15		N2
Aliphatic(C09-C12) Adjusted	ND	ug/L	50.0	50.0	1		02/04/22 10:15		N2
Aromatic (C09-C10)	ND	ug/L	50.0	50.0	1		02/04/22 10:15		N2
Surrogates									
4-Bromofluorobenzene (FID) (S)	96	%	70-130		1		02/04/22 10:15	460-00-4	
4-Bromofluorobenzene (PID) (S)	92	%	70-130		1		02/04/22 10:15	460-00-4	
6010 MET ICP	Analytical Method: EPA 6010D Preparation Method: EPA 3010A Pace Analytical Services - Asheville								
Lead	ND	ug/L	5.0	4.5	1	02/04/22 00:23	02/04/22 22:15	7439-92-1	
6200B MSV	Analytical Method: SM 6200B Pace Analytical Services - Charlotte								
Benzene	ND	ug/L	0.50	0.34	1		02/04/22 07:22	71-43-2	
Bromobenzene	ND	ug/L	0.50	0.29	1		02/04/22 07:22	108-86-1	
Bromochloromethane	ND	ug/L	0.50	0.47	1		02/04/22 07:22	74-97-5	
Bromodichloromethane	ND	ug/L	0.50	0.31	1		02/04/22 07:22	75-27-4	
Bromoform	ND	ug/L	0.50	0.34	1		02/04/22 07:22	75-25-2	
Bromomethane	ND	ug/L	5.0	1.7	1		02/04/22 07:22	74-83-9	
n-Butylbenzene	ND	ug/L	0.50	0.49	1		02/04/22 07:22	104-51-8	
sec-Butylbenzene	ND	ug/L	0.50	0.40	1		02/04/22 07:22	135-98-8	
tert-Butylbenzene	ND	ug/L	0.50	0.32	1		02/04/22 07:22	98-06-6	
Carbon tetrachloride	ND	ug/L	0.50	0.33	1		02/04/22 07:22	56-23-5	
Chlorobenzene	ND	ug/L	0.50	0.28	1		02/04/22 07:22	108-90-7	
Chloroethane	ND	ug/L	1.0	0.65	1		02/04/22 07:22	75-00-3	
Chloroform	ND	ug/L	0.50	0.35	1		02/04/22 07:22	67-66-3	
Chloromethane	ND	ug/L	1.0	0.54	1		02/04/22 07:22	74-87-3	
2-Chlorotoluene	ND	ug/L	0.50	0.32	1		02/04/22 07:22	95-49-8	
4-Chlorotoluene	ND	ug/L	0.50	0.32	1		02/04/22 07:22	106-43-4	
1,2-Dibromo-3-chloropropane	ND	ug/L	1.0	0.34	1		02/04/22 07:22	96-12-8	
Dibromochloromethane	ND	ug/L	0.50	0.36	1		02/04/22 07:22	124-48-1	
1,2-Dibromoethane (EDB)	ND	ug/L	0.50	0.27	1		02/04/22 07:22	106-93-4	
Dibromomethane	ND	ug/L	0.50	0.39	1		02/04/22 07:22	74-95-3	
1,2-Dichlorobenzene	ND	ug/L	0.50	0.34	1		02/04/22 07:22	95-50-1	
1,3-Dichlorobenzene	ND	ug/L	0.50	0.34	1		02/04/22 07:22	541-73-1	
1,4-Dichlorobenzene	ND	ug/L	0.50	0.33	1		02/04/22 07:22	106-46-7	
Dichlorodifluoromethane	ND	ug/L	0.50	0.35	1		02/04/22 07:22	75-71-8	
1,1-Dichloroethane	ND	ug/L	0.50	0.37	1		02/04/22 07:22	75-34-3	
1,2-Dichloroethane	ND	ug/L	0.50	0.32	1		02/04/22 07:22	107-06-2	
1,1-Dichloroethene	ND	ug/L	0.50	0.35	1		02/04/22 07:22	75-35-4	
cis-1,2-Dichloroethene	ND	ug/L	0.50	0.38	1		02/04/22 07:22	156-59-2	
trans-1,2-Dichloroethene	ND	ug/L	0.50	0.40	1		02/04/22 07:22	156-60-5	
1,2-Dichloropropane	ND	ug/L	0.50	0.36	1		02/04/22 07:22	78-87-5	
1,3-Dichloropropane	ND	ug/L	0.50	0.28	1		02/04/22 07:22	142-28-9	

REPORT OF LABORATORY ANALYSIS

This report shall not be reproduced, except in full,
without the written consent of Pace Analytical Services, LLC.

Pace Analytical Services, LLC
9800 Kincey Ave. Suite 100
Huntersville, NC 28078
(704)875-9092

ANALYTICAL RESULTS

Project: CPC Huntersville-60674226
Pace Project No.: 92585900

Sample: MW-25D **Lab ID: 92585900020** Collected: 02/02/22 13:30 Received: 02/02/22 17:57 Matrix: Water

Parameters	Results	Units	Report Limit	MDL	DF	Prepared	Analyzed	CAS No.	Qual
6200B MSV	Analytical Method: SM 6200B Pace Analytical Services - Charlotte								
2,2-Dichloropropane	ND	ug/L	0.50	0.39	1		02/04/22 07:22	594-20-7	IH
1,1-Dichloropropene	ND	ug/L	0.50	0.43	1		02/04/22 07:22	563-58-6	
cis-1,3-Dichloropropene	ND	ug/L	0.50	0.36	1		02/04/22 07:22	10061-01-5	
trans-1,3-Dichloropropene	ND	ug/L	0.50	0.36	1		02/04/22 07:22	10061-02-6	
Diisopropyl ether	**0.31J**	ug/L	0.50	0.31	1		02/04/22 07:22	108-20-3	
Ethylbenzene	ND	ug/L	0.50	0.30	1		02/04/22 07:22	100-41-4	
Hexachloro-1,3-butadiene	ND	ug/L	2.0	1.5	1		02/04/22 07:22	87-68-3	
Isopropylbenzene (Cumene)	ND	ug/L	0.50	0.33	1		02/04/22 07:22	98-82-8	
Methylene Chloride	ND	ug/L	2.0	2.0	1		02/04/22 07:22	75-09-2	
Methyl-tert-butyl ether	ND	ug/L	0.50	0.42	1		02/04/22 07:22	1634-04-4	
Naphthalene	ND	ug/L	2.0	0.64	1		02/04/22 07:22	91-20-3	
n-Propylbenzene	ND	ug/L	0.50	0.34	1		02/04/22 07:22	103-65-1	
Styrene	ND	ug/L	0.50	0.29	1		02/04/22 07:22	100-42-5	
1,1,1,2-Tetrachloroethane	ND	ug/L	0.50	0.31	1		02/04/22 07:22	630-20-6	
1,1,2,2-Tetrachloroethane	ND	ug/L	0.50	0.22	1		02/04/22 07:22	79-34-5	
Tetrachloroethene	ND	ug/L	0.50	0.29	1		02/04/22 07:22	127-18-4	
Toluene	ND	ug/L	0.50	0.48	1		02/04/22 07:22	108-88-3	
1,2,3-Trichlorobenzene	ND	ug/L	2.0	0.81	1		02/04/22 07:22	87-61-6	
1,2,4-Trichlorobenzene	ND	ug/L	2.0	0.64	1		02/04/22 07:22	120-82-1	
1,1,1-Trichloroethane	ND	ug/L	0.50	0.33	1		02/04/22 07:22	71-55-6	
1,1,2-Trichloroethane	ND	ug/L	0.50	0.32	1		02/04/22 07:22	79-00-5	
Trichloroethene	ND	ug/L	0.50	0.38	1		02/04/22 07:22	79-01-6	
Trichlorofluoromethane	ND	ug/L	1.0	0.30	1		02/04/22 07:22	75-69-4	
1,2,3-Trichloropropane	ND	ug/L	0.50	0.26	1		02/04/22 07:22	96-18-4	
1,2,4-Trimethylbenzene	ND	ug/L	0.50	0.50	1		02/04/22 07:22	95-63-6	
1,3,5-Trimethylbenzene	ND	ug/L	0.50	0.33	1		02/04/22 07:22	108-67-8	
Vinyl chloride	ND	ug/L	1.0	0.39	1		02/04/22 07:22	75-01-4	
m&p-Xylene	ND	ug/L	1.0	0.71	1		02/04/22 07:22	179601-23-1	
o-Xylene	ND	ug/L	0.50	0.34	1		02/04/22 07:22	95-47-6	
Surrogates									
1,2-Dichloroethane-d4 (S)	100	%	70-130		1		02/04/22 07:22	17060-07-0	
4-Bromofluorobenzene (S)	97	%	70-130		1		02/04/22 07:22	460-00-4	
Toluene-d8 (S)	98	%	70-130		1		02/04/22 07:22	2037-26-5	

REPORT OF LABORATORY ANALYSIS

This report shall not be reproduced, except in full,
without the written consent of Pace Analytical Services, LLC.

Pace Analytical Services, LLC
9800 Kincey Ave. Suite 100
Huntersville, NC 28078
(704)875-9092

ANALYTICAL RESULTS

Project: CPC Huntersville-60674226
Pace Project No.: 92585900

Sample: MW-87 **Lab ID: 92585900021** Collected: 02/02/22 13:35 Received: 02/02/22 17:57 Matrix: Water

Parameters	Results	Units	Report Limit	MDL	DF	Prepared	Analyzed	CAS No.	Qual
VPH NC Water	Analytical Method: MADEP VPH Pace Analytical Services - Charlotte								
Total VPH (C5-C12)	**98.9**	ug/L	50.0	50.0	1		02/04/22 10:44		N2
Aliphatic (C05-C08)	**89.2**	ug/L	50.0	50.0	1		02/04/22 10:44		N2
Aliphatic(C09-C12) Adjusted	ND	ug/L	50.0	50.0	1		02/04/22 10:44		N2
Aromatic (C09-C10)	ND	ug/L	50.0	50.0	1		02/04/22 10:44		N2
Surrogates									
4-Bromofluorobenzene (FID) (S)	98	%	70-130		1		02/04/22 10:44	460-00-4	
4-Bromofluorobenzene (PID) (S)	94	%	70-130		1		02/04/22 10:44	460-00-4	
6010 MET ICP	Analytical Method: EPA 6010D Preparation Method: EPA 3010A Pace Analytical Services - Asheville								
Lead	ND	ug/L	5.0	4.5	1	02/04/22 00:23	02/04/22 22:19	7439-92-1	
6200B MSV	Analytical Method: SM 6200B Pace Analytical Services - Charlotte								
Benzene	**1.3**	ug/L	0.50	0.34	1		02/03/22 18:32	71-43-2	
Bromobenzene	ND	ug/L	0.50	0.29	1		02/03/22 18:32	108-86-1	
Bromochloromethane	ND	ug/L	0.50	0.47	1		02/03/22 18:32	74-97-5	
Bromodichloromethane	**0.47J**	ug/L	0.50	0.31	1		02/03/22 18:32	75-27-4	
Bromoform	ND	ug/L	0.50	0.34	1		02/03/22 18:32	75-25-2	
Bromomethane	ND	ug/L	5.0	1.7	1		02/03/22 18:32	74-83-9	
n-Butylbenzene	ND	ug/L	0.50	0.49	1		02/03/22 18:32	104-51-8	
sec-Butylbenzene	ND	ug/L	0.50	0.40	1		02/03/22 18:32	135-98-8	
tert-Butylbenzene	ND	ug/L	0.50	0.32	1		02/03/22 18:32	98-06-6	
Carbon tetrachloride	ND	ug/L	0.50	0.33	1		02/03/22 18:32	56-23-5	
Chlorobenzene	ND	ug/L	0.50	0.28	1		02/03/22 18:32	108-90-7	
Chloroethane	ND	ug/L	1.0	0.65	1		02/03/22 18:32	75-00-3	
Chloroform	**3.2**	ug/L	0.50	0.35	1		02/03/22 18:32	67-66-3	
Chloromethane	ND	ug/L	1.0	0.54	1		02/03/22 18:32	74-87-3	
2-Chlorotoluene	ND	ug/L	0.50	0.32	1		02/03/22 18:32	95-49-8	
4-Chlorotoluene	ND	ug/L	0.50	0.32	1		02/03/22 18:32	106-43-4	
1,2-Dibromo-3-chloropropane	ND	ug/L	1.0	0.34	1		02/03/22 18:32	96-12-8	
Dibromochloromethane	ND	ug/L	0.50	0.36	1		02/03/22 18:32	124-48-1	
1,2-Dibromoethane (EDB)	ND	ug/L	0.50	0.27	1		02/03/22 18:32	106-93-4	
Dibromomethane	ND	ug/L	0.50	0.39	1		02/03/22 18:32	74-95-3	
1,2-Dichlorobenzene	ND	ug/L	0.50	0.34	1		02/03/22 18:32	95-50-1	
1,3-Dichlorobenzene	ND	ug/L	0.50	0.34	1		02/03/22 18:32	541-73-1	
1,4-Dichlorobenzene	ND	ug/L	0.50	0.33	1		02/03/22 18:32	106-46-7	
Dichlorodifluoromethane	ND	ug/L	0.50	0.35	1		02/03/22 18:32	75-71-8	
1,1-Dichloroethane	ND	ug/L	0.50	0.37	1		02/03/22 18:32	75-34-3	
1,2-Dichloroethane	ND	ug/L	0.50	0.32	1		02/03/22 18:32	107-06-2	
1,1-Dichloroethene	ND	ug/L	0.50	0.35	1		02/03/22 18:32	75-35-4	
cis-1,2-Dichloroethene	ND	ug/L	0.50	0.38	1		02/03/22 18:32	156-59-2	
trans-1,2-Dichloroethene	ND	ug/L	0.50	0.40	1		02/03/22 18:32	156-60-5	
1,2-Dichloropropane	ND	ug/L	0.50	0.36	1		02/03/22 18:32	78-87-5	
1,3-Dichloropropane	ND	ug/L	0.50	0.28	1		02/03/22 18:32	142-28-9	

REPORT OF LABORATORY ANALYSIS

This report shall not be reproduced, except in full,
without the written consent of Pace Analytical Services, LLC.

Pace Analytical Services, LLC
9800 Kincey Ave. Suite 100
Huntersville, NC 28078
(704)875-9092

ANALYTICAL RESULTS

Project: CPC Huntersville-60674226
Pace Project No.: 92585900

Sample: MW-87 **Lab ID: 92585900021** Collected: 02/02/22 13:35 Received: 02/02/22 17:57 Matrix: Water

Parameters	Results	Units	Report Limit	MDL	DF	Prepared	Analyzed	CAS No.	Qual
6200B MSV	Analytical Method: SM 6200B Pace Analytical Services - Charlotte								
2,2-Dichloropropane	ND	ug/L	0.50	0.39	1		02/03/22 18:32	594-20-7	IL
1,1-Dichloropropene	ND	ug/L	0.50	0.43	1		02/03/22 18:32	563-58-6	
cis-1,3-Dichloropropene	ND	ug/L	0.50	0.36	1		02/03/22 18:32	10061-01-5	
trans-1,3-Dichloropropene	ND	ug/L	0.50	0.36	1		02/03/22 18:32	10061-02-6	
Diisopropyl ether	**0.60**	ug/L	0.50	0.31	1		02/03/22 18:32	108-20-3	
Ethylbenzene	**0.48J**	ug/L	0.50	0.30	1		02/03/22 18:32	100-41-4	
Hexachloro-1,3-butadiene	ND	ug/L	2.0	1.5	1		02/03/22 18:32	87-68-3	
Isopropylbenzene (Cumene)	ND	ug/L	0.50	0.33	1		02/03/22 18:32	98-82-8	
Methylene Chloride	ND	ug/L	2.0	2.0	1		02/03/22 18:32	75-09-2	
Methyl-tert-butyl ether	ND	ug/L	0.50	0.42	1		02/03/22 18:32	1634-04-4	
Naphthalene	ND	ug/L	2.0	0.64	1		02/03/22 18:32	91-20-3	
n-Propylbenzene	ND	ug/L	0.50	0.34	1		02/03/22 18:32	103-65-1	
Styrene	ND	ug/L	0.50	0.29	1		02/03/22 18:32	100-42-5	
1,1,1,2-Tetrachloroethane	ND	ug/L	0.50	0.31	1		02/03/22 18:32	630-20-6	
1,1,2,2-Tetrachloroethane	ND	ug/L	0.50	0.22	1		02/03/22 18:32	79-34-5	
Tetrachloroethene	ND	ug/L	0.50	0.29	1		02/03/22 18:32	127-18-4	
Toluene	**5.1**	ug/L	0.50	0.48	1		02/03/22 18:32	108-88-3	
1,2,3-Trichlorobenzene	ND	ug/L	2.0	0.81	1		02/03/22 18:32	87-61-6	
1,2,4-Trichlorobenzene	ND	ug/L	2.0	0.64	1		02/03/22 18:32	120-82-1	
1,1,1-Trichloroethane	ND	ug/L	0.50	0.33	1		02/03/22 18:32	71-55-6	
1,1,2-Trichloroethane	ND	ug/L	0.50	0.32	1		02/03/22 18:32	79-00-5	
Trichloroethene	ND	ug/L	0.50	0.38	1		02/03/22 18:32	79-01-6	
Trichlorofluoromethane	ND	ug/L	1.0	0.30	1		02/03/22 18:32	75-69-4	
1,2,3-Trichloropropane	ND	ug/L	0.50	0.26	1		02/03/22 18:32	96-18-4	
1,2,4-Trimethylbenzene	ND	ug/L	0.50	0.50	1		02/03/22 18:32	95-63-6	
1,3,5-Trimethylbenzene	ND	ug/L	0.50	0.33	1		02/03/22 18:32	108-67-8	
Vinyl chloride	ND	ug/L	1.0	0.39	1		02/03/22 18:32	75-01-4	
m&p-Xylene	**2.4**	ug/L	1.0	0.71	1		02/03/22 18:32	179601-23-1	
o-Xylene	**1.9**	ug/L	0.50	0.34	1		02/03/22 18:32	95-47-6	
Surrogates									
1,2-Dichloroethane-d4 (S)	97	%	70-130		1		02/03/22 18:32	17060-07-0	
4-Bromofluorobenzene (S)	99	%	70-130		1		02/03/22 18:32	460-00-4	
Toluene-d8 (S)	99	%	70-130		1		02/03/22 18:32	2037-26-5	

REPORT OF LABORATORY ANALYSIS

This report shall not be reproduced, except in full,
without the written consent of Pace Analytical Services, LLC.

Pace Analytical Services, LLC
9800 Kincey Ave. Suite 100
Huntersville, NC 28078
(704)875-9092

ANALYTICAL RESULTS

Project: CPC Huntersville-60674226
Pace Project No.: 92585900

Sample: MW-57D **Lab ID: 92585900022** Collected: 02/02/22 13:45 Received: 02/02/22 17:57 Matrix: Water

Parameters	Results	Units	Report Limit	MDL	DF	Prepared	Analyzed	CAS No.	Qual
VPH NC Water	Analytical Method: MADEP VPH Pace Analytical Services - Charlotte								
Total VPH (C5-C12)	ND	ug/L	50.0	50.0	1		02/04/22 11:13		N2
Aliphatic (C05-C08)	ND	ug/L	50.0	50.0	1		02/04/22 11:13		N2
Aliphatic(C09-C12) Adjusted	ND	ug/L	50.0	50.0	1		02/04/22 11:13		N2
Aromatic (C09-C10)	ND	ug/L	50.0	50.0	1		02/04/22 11:13		N2
Surrogates									
4-Bromofluorobenzene (FID) (S)	99	%	70-130		1		02/04/22 11:13	460-00-4	
4-Bromofluorobenzene (PID) (S)	94	%	70-130		1		02/04/22 11:13	460-00-4	
6010 MET ICP	Analytical Method: EPA 6010D Preparation Method: EPA 3010A Pace Analytical Services - Asheville								
Lead	ND	ug/L	5.0	4.5	1	02/04/22 00:23	02/04/22 22:22	7439-92-1	
6200B MSV	Analytical Method: SM 6200B Pace Analytical Services - Charlotte								
Benzene	ND	ug/L	0.50	0.34	1		02/03/22 17:36	71-43-2	
Bromobenzene	ND	ug/L	0.50	0.29	1		02/03/22 17:36	108-86-1	
Bromochloromethane	ND	ug/L	0.50	0.47	1		02/03/22 17:36	74-97-5	
Bromodichloromethane	ND	ug/L	0.50	0.31	1		02/03/22 17:36	75-27-4	
Bromoform	ND	ug/L	0.50	0.34	1		02/03/22 17:36	75-25-2	
Bromomethane	ND	ug/L	5.0	1.7	1		02/03/22 17:36	74-83-9	
n-Butylbenzene	ND	ug/L	0.50	0.49	1		02/03/22 17:36	104-51-8	
sec-Butylbenzene	ND	ug/L	0.50	0.40	1		02/03/22 17:36	135-98-8	
tert-Butylbenzene	ND	ug/L	0.50	0.32	1		02/03/22 17:36	98-06-6	
Carbon tetrachloride	ND	ug/L	0.50	0.33	1		02/03/22 17:36	56-23-5	
Chlorobenzene	ND	ug/L	0.50	0.28	1		02/03/22 17:36	108-90-7	
Chloroethane	ND	ug/L	1.0	0.65	1		02/03/22 17:36	75-00-3	
Chloroform	ND	ug/L	0.50	0.35	1		02/03/22 17:36	67-66-3	
Chloromethane	ND	ug/L	1.0	0.54	1		02/03/22 17:36	74-87-3	
2-Chlorotoluene	ND	ug/L	0.50	0.32	1		02/03/22 17:36	95-49-8	
4-Chlorotoluene	ND	ug/L	0.50	0.32	1		02/03/22 17:36	106-43-4	
1,2-Dibromo-3-chloropropane	ND	ug/L	1.0	0.34	1		02/03/22 17:36	96-12-8	
Dibromochloromethane	ND	ug/L	0.50	0.36	1		02/03/22 17:36	124-48-1	
1,2-Dibromoethane (EDB)	ND	ug/L	0.50	0.27	1		02/03/22 17:36	106-93-4	
Dibromomethane	ND	ug/L	0.50	0.39	1		02/03/22 17:36	74-95-3	
1,2-Dichlorobenzene	ND	ug/L	0.50	0.34	1		02/03/22 17:36	95-50-1	
1,3-Dichlorobenzene	ND	ug/L	0.50	0.34	1		02/03/22 17:36	541-73-1	
1,4-Dichlorobenzene	ND	ug/L	0.50	0.33	1		02/03/22 17:36	106-46-7	
Dichlorodifluoromethane	ND	ug/L	0.50	0.35	1		02/03/22 17:36	75-71-8	
1,1-Dichloroethane	ND	ug/L	0.50	0.37	1		02/03/22 17:36	75-34-3	
1,2-Dichloroethane	ND	ug/L	0.50	0.32	1		02/03/22 17:36	107-06-2	
1,1-Dichloroethene	ND	ug/L	0.50	0.35	1		02/03/22 17:36	75-35-4	
cis-1,2-Dichloroethene	ND	ug/L	0.50	0.38	1		02/03/22 17:36	156-59-2	
trans-1,2-Dichloroethene	ND	ug/L	0.50	0.40	1		02/03/22 17:36	156-60-5	
1,2-Dichloropropane	ND	ug/L	0.50	0.36	1		02/03/22 17:36	78-87-5	
1,3-Dichloropropane	ND	ug/L	0.50	0.28	1		02/03/22 17:36	142-28-9	

REPORT OF LABORATORY ANALYSIS

This report shall not be reproduced, except in full,
without the written consent of Pace Analytical Services, LLC.

Pace Analytical Services, LLC
9800 Kincey Ave. Suite 100
Huntersville, NC 28078
(704)875-9092

ANALYTICAL RESULTS

Project: CPC Huntersville-60674226
Pace Project No.: 92585900

Sample: MW-57D **Lab ID: 92585900022** Collected: 02/02/22 13:45 Received: 02/02/22 17:57 Matrix: Water

Parameters	Results	Units	Report Limit	MDL	DF	Prepared	Analyzed	CAS No.	Qual
6200B MSV	Analytical Method: SM 6200B Pace Analytical Services - Charlotte								
2,2-Dichloropropane	ND	ug/L	0.50	0.39	1		02/03/22 17:36	594-20-7	IL
1,1-Dichloropropene	ND	ug/L	0.50	0.43	1		02/03/22 17:36	563-58-6	
cis-1,3-Dichloropropene	ND	ug/L	0.50	0.36	1		02/03/22 17:36	10061-01-5	
trans-1,3-Dichloropropene	ND	ug/L	0.50	0.36	1		02/03/22 17:36	10061-02-6	
Diisopropyl ether	ND	ug/L	0.50	0.31	1		02/03/22 17:36	108-20-3	
Ethylbenzene	ND	ug/L	0.50	0.30	1		02/03/22 17:36	100-41-4	
Hexachloro-1,3-butadiene	ND	ug/L	2.0	1.5	1		02/03/22 17:36	87-68-3	
Isopropylbenzene (Cumene)	ND	ug/L	0.50	0.33	1		02/03/22 17:36	98-82-8	
Methylene Chloride	ND	ug/L	2.0	2.0	1		02/03/22 17:36	75-09-2	
Methyl-tert-butyl ether	ND	ug/L	0.50	0.42	1		02/03/22 17:36	1634-04-4	
Naphthalene	ND	ug/L	2.0	0.64	1		02/03/22 17:36	91-20-3	
n-Propylbenzene	ND	ug/L	0.50	0.34	1		02/03/22 17:36	103-65-1	
Styrene	ND	ug/L	0.50	0.29	1		02/03/22 17:36	100-42-5	
1,1,1,2-Tetrachloroethane	ND	ug/L	0.50	0.31	1		02/03/22 17:36	630-20-6	
1,1,2,2-Tetrachloroethane	ND	ug/L	0.50	0.22	1		02/03/22 17:36	79-34-5	
Tetrachloroethene	ND	ug/L	0.50	0.29	1		02/03/22 17:36	127-18-4	
Toluene	ND	ug/L	0.50	0.48	1		02/03/22 17:36	108-88-3	
1,2,3-Trichlorobenzene	ND	ug/L	2.0	0.81	1		02/03/22 17:36	87-61-6	
1,2,4-Trichlorobenzene	ND	ug/L	2.0	0.64	1		02/03/22 17:36	120-82-1	
1,1,1-Trichloroethane	ND	ug/L	0.50	0.33	1		02/03/22 17:36	71-55-6	
1,1,2-Trichloroethane	ND	ug/L	0.50	0.32	1		02/03/22 17:36	79-00-5	
Trichloroethene	ND	ug/L	0.50	0.38	1		02/03/22 17:36	79-01-6	
Trichlorofluoromethane	ND	ug/L	1.0	0.30	1		02/03/22 17:36	75-69-4	
1,2,3-Trichloropropane	ND	ug/L	0.50	0.26	1		02/03/22 17:36	96-18-4	
1,2,4-Trimethylbenzene	ND	ug/L	0.50	0.50	1		02/03/22 17:36	95-63-6	
1,3,5-Trimethylbenzene	ND	ug/L	0.50	0.33	1		02/03/22 17:36	108-67-8	
Vinyl chloride	ND	ug/L	1.0	0.39	1		02/03/22 17:36	75-01-4	
m&p-Xylene	ND	ug/L	1.0	0.71	1		02/03/22 17:36	179601-23-1	
o-Xylene	ND	ug/L	0.50	0.34	1		02/03/22 17:36	95-47-6	
Surrogates									
1,2-Dichloroethane-d4 (S)	98	%	70-130		1		02/03/22 17:36	17060-07-0	
4-Bromofluorobenzene (S)	97	%	70-130		1		02/03/22 17:36	460-00-4	
Toluene-d8 (S)	97	%	70-130		1		02/03/22 17:36	2037-26-5	

REPORT OF LABORATORY ANALYSIS

This report shall not be reproduced, except in full,
without the written consent of Pace Analytical Services, LLC.

Pace Analytical Services, LLC
9800 Kincey Ave. Suite 100
Huntersville, NC 28078
(704)875-9092

ANALYTICAL RESULTS

Project: CPC Huntersville-60674226
Pace Project No.: 92585900

Sample: MW-53 **Lab ID: 92585900023** Collected: 02/02/22 13:15 Received: 02/02/22 17:57 Matrix: Water

Parameters	Results	Units	Report Limit	MDL	DF	Prepared	Analyzed	CAS No.	Qual
VPH NC Water	Analytical Method: MADEP VPH Pace Analytical Services - Charlotte								
Total VPH (C5-C12)	ND	ug/L	50.0	50.0	1		02/04/22 18:25		N2
Aliphatic (C05-C08)	ND	ug/L	50.0	50.0	1		02/04/22 18:25		N2
Aliphatic(C09-C12) Adjusted	ND	ug/L	50.0	50.0	1		02/04/22 18:25		N2
Aromatic (C09-C10)	ND	ug/L	50.0	50.0	1		02/04/22 18:25		N2
Surrogates									
4-Bromofluorobenzene (FID) (S)	93	%	70-130		1		02/04/22 18:25	460-00-4	
4-Bromofluorobenzene (PID) (S)	89	%	70-130		1		02/04/22 18:25	460-00-4	
6010 MET ICP	Analytical Method: EPA 6010D Preparation Method: EPA 3010A Pace Analytical Services - Asheville								
Lead	ND	ug/L	5.0	4.5	1	02/04/22 00:23	02/04/22 22:25	7439-92-1	
6200B MSV	Analytical Method: SM 6200B Pace Analytical Services - Charlotte								
Benzene	ND	ug/L	0.50	0.34	1		02/03/22 17:55	71-43-2	
Bromobenzene	ND	ug/L	0.50	0.29	1		02/03/22 17:55	108-86-1	
Bromochloromethane	ND	ug/L	0.50	0.47	1		02/03/22 17:55	74-97-5	
Bromodichloromethane	ND	ug/L	0.50	0.31	1		02/03/22 17:55	75-27-4	
Bromoform	ND	ug/L	0.50	0.34	1		02/03/22 17:55	75-25-2	
Bromomethane	ND	ug/L	5.0	1.7	1		02/03/22 17:55	74-83-9	
n-Butylbenzene	ND	ug/L	0.50	0.49	1		02/03/22 17:55	104-51-8	
sec-Butylbenzene	ND	ug/L	0.50	0.40	1		02/03/22 17:55	135-98-8	
tert-Butylbenzene	ND	ug/L	0.50	0.32	1		02/03/22 17:55	98-06-6	
Carbon tetrachloride	ND	ug/L	0.50	0.33	1		02/03/22 17:55	56-23-5	
Chlorobenzene	ND	ug/L	0.50	0.28	1		02/03/22 17:55	108-90-7	
Chloroethane	ND	ug/L	1.0	0.65	1		02/03/22 17:55	75-00-3	
Chloroform	ND	ug/L	0.50	0.35	1		02/03/22 17:55	67-66-3	
Chloromethane	ND	ug/L	1.0	0.54	1		02/03/22 17:55	74-87-3	
2-Chlorotoluene	ND	ug/L	0.50	0.32	1		02/03/22 17:55	95-49-8	
4-Chlorotoluene	ND	ug/L	0.50	0.32	1		02/03/22 17:55	106-43-4	
1,2-Dibromo-3-chloropropane	ND	ug/L	1.0	0.34	1		02/03/22 17:55	96-12-8	
Dibromochloromethane	ND	ug/L	0.50	0.36	1		02/03/22 17:55	124-48-1	
1,2-Dibromoethane (EDB)	ND	ug/L	0.50	0.27	1		02/03/22 17:55	106-93-4	
Dibromomethane	ND	ug/L	0.50	0.39	1		02/03/22 17:55	74-95-3	
1,2-Dichlorobenzene	ND	ug/L	0.50	0.34	1		02/03/22 17:55	95-50-1	
1,3-Dichlorobenzene	ND	ug/L	0.50	0.34	1		02/03/22 17:55	541-73-1	
1,4-Dichlorobenzene	ND	ug/L	0.50	0.33	1		02/03/22 17:55	106-46-7	
Dichlorodifluoromethane	ND	ug/L	0.50	0.35	1		02/03/22 17:55	75-71-8	
1,1-Dichloroethane	ND	ug/L	0.50	0.37	1		02/03/22 17:55	75-34-3	
1,2-Dichloroethane	ND	ug/L	0.50	0.32	1		02/03/22 17:55	107-06-2	
1,1-Dichloroethene	ND	ug/L	0.50	0.35	1		02/03/22 17:55	75-35-4	
cis-1,2-Dichloroethene	ND	ug/L	0.50	0.38	1		02/03/22 17:55	156-59-2	
trans-1,2-Dichloroethene	ND	ug/L	0.50	0.40	1		02/03/22 17:55	156-60-5	
1,2-Dichloropropane	ND	ug/L	0.50	0.36	1		02/03/22 17:55	78-87-5	
1,3-Dichloropropane	ND	ug/L	0.50	0.28	1		02/03/22 17:55	142-28-9	

REPORT OF LABORATORY ANALYSIS

This report shall not be reproduced, except in full,
without the written consent of Pace Analytical Services, LLC.

Pace Analytical Services, LLC
9800 Kincey Ave. Suite 100
Huntersville, NC 28078
(704)875-9092

ANALYTICAL RESULTS

Project: CPC Huntersville-60674226
Pace Project No.: 92585900

Sample: MW-53 **Lab ID: 92585900023** Collected: 02/02/22 13:15 Received: 02/02/22 17:57 Matrix: Water

Parameters	Results	Units	Report Limit	MDL	DF	Prepared	Analyzed	CAS No.	Qual
6200B MSV	Analytical Method: SM 6200B Pace Analytical Services - Charlotte								
2,2-Dichloropropane	ND	ug/L	0.50	0.39	1		02/03/22 17:55	594-20-7	IL
1,1-Dichloropropene	ND	ug/L	0.50	0.43	1		02/03/22 17:55	563-58-6	
cis-1,3-Dichloropropene	ND	ug/L	0.50	0.36	1		02/03/22 17:55	10061-01-5	
trans-1,3-Dichloropropene	ND	ug/L	0.50	0.36	1		02/03/22 17:55	10061-02-6	
Diisopropyl ether	ND	ug/L	0.50	0.31	1		02/03/22 17:55	108-20-3	
Ethylbenzene	ND	ug/L	0.50	0.30	1		02/03/22 17:55	100-41-4	
Hexachloro-1,3-butadiene	ND	ug/L	2.0	1.5	1		02/03/22 17:55	87-68-3	
Isopropylbenzene (Cumene)	ND	ug/L	0.50	0.33	1		02/03/22 17:55	98-82-8	
Methylene Chloride	ND	ug/L	2.0	2.0	1		02/03/22 17:55	75-09-2	
Methyl-tert-butyl ether	ND	ug/L	0.50	0.42	1		02/03/22 17:55	1634-04-4	
Naphthalene	ND	ug/L	2.0	0.64	1		02/03/22 17:55	91-20-3	
n-Propylbenzene	ND	ug/L	0.50	0.34	1		02/03/22 17:55	103-65-1	
Styrene	ND	ug/L	0.50	0.29	1		02/03/22 17:55	100-42-5	
1,1,1,2-Tetrachloroethane	ND	ug/L	0.50	0.31	1		02/03/22 17:55	630-20-6	
1,1,2,2-Tetrachloroethane	ND	ug/L	0.50	0.22	1		02/03/22 17:55	79-34-5	
Tetrachloroethene	ND	ug/L	0.50	0.29	1		02/03/22 17:55	127-18-4	
Toluene	ND	ug/L	0.50	0.48	1		02/03/22 17:55	108-88-3	
1,2,3-Trichlorobenzene	ND	ug/L	2.0	0.81	1		02/03/22 17:55	87-61-6	
1,2,4-Trichlorobenzene	ND	ug/L	2.0	0.64	1		02/03/22 17:55	120-82-1	
1,1,1-Trichloroethane	ND	ug/L	0.50	0.33	1		02/03/22 17:55	71-55-6	
1,1,2-Trichloroethane	ND	ug/L	0.50	0.32	1		02/03/22 17:55	79-00-5	
Trichloroethene	ND	ug/L	0.50	0.38	1		02/03/22 17:55	79-01-6	
Trichlorofluoromethane	ND	ug/L	1.0	0.30	1		02/03/22 17:55	75-69-4	
1,2,3-Trichloropropane	ND	ug/L	0.50	0.26	1		02/03/22 17:55	96-18-4	
1,2,4-Trimethylbenzene	ND	ug/L	0.50	0.50	1		02/03/22 17:55	95-63-6	
1,3,5-Trimethylbenzene	ND	ug/L	0.50	0.33	1		02/03/22 17:55	108-67-8	
Vinyl chloride	ND	ug/L	1.0	0.39	1		02/03/22 17:55	75-01-4	
m&p-Xylene	ND	ug/L	1.0	0.71	1		02/03/22 17:55	179601-23-1	
o-Xylene	ND	ug/L	0.50	0.34	1		02/03/22 17:55	95-47-6	
Surrogates									
1,2-Dichloroethane-d4 (S)	98	%	70-130		1		02/03/22 17:55	17060-07-0	
4-Bromofluorobenzene (S)	98	%	70-130		1		02/03/22 17:55	460-00-4	
Toluene-d8 (S)	97	%	70-130		1		02/03/22 17:55	2037-26-5	

REPORT OF LABORATORY ANALYSIS

This report shall not be reproduced, except in full,
without the written consent of Pace Analytical Services, LLC.

Pace Analytical Services, LLC
9800 Kincey Ave. Suite 100
Huntersville, NC 28078
(704)875-9092

QUALITY CONTROL DATA

Project: CPC Huntersville-60674226
Pace Project No.: 92585900

QC Batch: 675937 Analysis Method: MADEP VPH
QC Batch Method: MADEP VPH Analysis Description: VPH NC Water
Laboratory: Pace Analytical Services - Charlotte
Associated Lab Samples: 92585900001, 92585900002, 92585900003, 92585900004, 92585900005, 92585900006

METHOD BLANK: 3538019 Matrix: Water
Associated Lab Samples: 92585900001, 92585900002, 92585900003, 92585900004, 92585900005, 92585900006

Parameter	Units	Blank Result	Reporting Limit	MDL	Analyzed	Qualifiers
Aliphatic (C05-C08)	ug/L	ND	50.0	50.0	02/03/22 16:57	N2
Aromatic (C09-C10)	ug/L	ND	50.0	50.0	02/03/22 16:57	N2
4-Bromofluorobenzene (FID) (S)	%	96	70-130		02/03/22 16:57	
4-Bromofluorobenzene (PID) (S)	%	94	70-130		02/03/22 16:57	

LABORATORY CONTROL SAMPLE & LCSD: 3538020 3538021

Parameter	Units	Spike Conc.	LCS Result	LCSD Result	LCS % Rec	LCSD % Rec	% Rec Limits	RPD	Max RPD	Qualifiers
Aliphatic (C05-C08)	ug/L	300	359	357	120	119	70-130	0	25	N2
Aromatic (C09-C10)	ug/L	100	95.1	95.1	95	95	70-130	0	25	N2
4-Bromofluorobenzene (FID) (S)	%				101	102	70-130			
4-Bromofluorobenzene (PID) (S)	%				96	97	70-130			

Results presented on this page are in the units indicated by the "Units" column except where an alternate unit is presented to the right of the result.

REPORT OF LABORATORY ANALYSIS

This report shall not be reproduced, except in full,
without the written consent of Pace Analytical Services, LLC.

Pace Analytical Services, LLC
9800 Kincey Ave. Suite 100
Huntersville, NC 28078
(704)875-9092

QUALITY CONTROL DATA

Project: CPC Huntersville-60674226
Pace Project No.: 92585900

QC Batch: 675940 Analysis Method: MADEP VPH
QC Batch Method: MADEP VPH Analysis Description: VPH NC Water
Laboratory: Pace Analytical Services - Charlotte
Associated Lab Samples: 92585900007, 92585900008, 92585900009, 92585900010, 92585900012, 92585900013, 92585900014, 92585900015, 92585900016, 92585900017, 92585900018, 92585900019, 92585900020, 92585900021, 92585900022

METHOD BLANK: 3538070 Matrix: Water
Associated Lab Samples: 92585900007, 92585900008, 92585900009, 92585900010, 92585900012, 92585900013, 92585900014, 92585900015, 92585900016, 92585900017, 92585900018, 92585900019, 92585900020, 92585900021, 92585900022

Parameter	Units	Blank Result	Reporting Limit	MDL	Analyzed	Qualifiers
Aliphatic (C05-C08)	ug/L	ND	50.0	50.0	02/03/22 17:26	N2
Aromatic (C09-C10)	ug/L	ND	50.0	50.0	02/03/22 17:26	N2
4-Bromofluorobenzene (FID) (S)	%	97	70-130		02/03/22 17:26	
4-Bromofluorobenzene (PID) (S)	%	94	70-130		02/03/22 17:26	

LABORATORY CONTROL SAMPLE & LCSD: 3538071 3538072

Parameter	Units	Spike Conc.	LCS Result	LCSD Result	LCS % Rec	LCSD % Rec	% Rec Limits	RPD	Max RPD	Qualifiers
Aliphatic (C05-C08)	ug/L	300	356	333	119	111	70-130	7	25	N2
Aromatic (C09-C10)	ug/L	100	93.1	92.2	93	92	70-130	1	25	N2
4-Bromofluorobenzene (FID) (S)	%				101	103	70-130			
4-Bromofluorobenzene (PID) (S)	%				96	99	70-130			

Results presented on this page are in the units indicated by the "Units" column except where an alternate unit is presented to the right of the result.

REPORT OF LABORATORY ANALYSIS

This report shall not be reproduced, except in full,
without the written consent of Pace Analytical Services, LLC.

Pace Analytical Services, LLC
9800 Kincey Ave. Suite 100
Huntersville, NC 28078
(704)875-9092

QUALITY CONTROL DATA

Project: CPC Huntersville-60674226
Pace Project No.: 92585900

QC Batch: 676194
QC Batch Method: MADEP VPH
Analysis Method: MADEP VPH
Analysis Description: VPH NC Water
Laboratory: Pace Analytical Services - Charlotte
Associated Lab Samples: 92585900023

METHOD BLANK: 3539579 Matrix: Water
Associated Lab Samples: 92585900023

Parameter	Units	Blank Result	Reporting Limit	MDL	Analyzed	Qualifiers
Aliphatic (C05-C08)	ug/L	ND	50.0	50.0	02/04/22 17:54	N2
Aromatic (C09-C10)	ug/L	ND	50.0	50.0	02/04/22 17:54	N2
4-Bromofluorobenzene (FID) (S)	%	99	70-130		02/04/22 17:54	
4-Bromofluorobenzene (PID) (S)	%	94	70-130		02/04/22 17:54	

LABORATORY CONTROL SAMPLE & LCSD: 3539580 3539581

Parameter	Units	Spike Conc.	LCS Result	LCSD Result	LCS % Rec	LCSD % Rec	% Rec Limits	RPD	Max RPD	Qualifiers
Aliphatic (C05-C08)	ug/L	300	357	367	119	122	70-130	3	25	N2
Aromatic (C09-C10)	ug/L	100	94.0	92.7	94	93	70-130	1	25	N2
4-Bromofluorobenzene (FID) (S)	%				100	103	70-130			
4-Bromofluorobenzene (PID) (S)	%				94	97	70-130			

Results presented on this page are in the units indicated by the "Units" column except where an alternate unit is presented to the right of the result.

REPORT OF LABORATORY ANALYSIS

This report shall not be reproduced, except in full,
without the written consent of Pace Analytical Services, LLC.

Pace Analytical Services, LLC
9800 Kincey Ave. Suite 100
Huntersville, NC 28078
(704)875-9092

QUALITY CONTROL DATA

Project: CPC Huntersville-60674226
Pace Project No.: 92585900

QC Batch: 675994
QC Batch Method: EPA 3010A
Analysis Method: EPA 6010D
Analysis Description: 6010 MET
Laboratory: Pace Analytical Services - Asheville
Associated Lab Samples: 92585900001, 92585900002, 92585900003, 92585900004, 92585900005, 92585900006, 92585900007, 92585900008, 92585900009, 92585900012, 92585900013, 92585900014, 92585900015, 92585900016, 92585900017

METHOD BLANK: 3538273 Matrix: Water
Associated Lab Samples: 92585900001, 92585900002, 92585900003, 92585900004, 92585900005, 92585900006, 92585900007, 92585900008, 92585900009, 92585900012, 92585900013, 92585900014, 92585900015, 92585900016, 92585900017

Parameter	Units	Blank Result	Reporting Limit	MDL	Analyzed	Qualifiers
Lead	ug/L	ND	5.0	4.5	02/04/22 10:04	

LABORATORY CONTROL SAMPLE: 3538274

Parameter	Units	Spike Conc.	LCS Result	LCS % Rec	% Rec Limits	Qualifiers
Lead	ug/L	500	455	91	80-120	

MATRIX SPIKE & MATRIX SPIKE DUPLICATE: 3538275 3538276

Parameter	Units	92585897001 Result	MS Spike Conc.	MSD Spike Conc.	MS Result	MSD Result	MS % Rec	MSD % Rec	% Rec Limits	RPD	Max RPD	Qual
Lead	ug/L	ND	500	500	447	438	89	88	75-125	2	20	

Results presented on this page are in the units indicated by the "Units" column except where an alternate unit is presented to the right of the result.

REPORT OF LABORATORY ANALYSIS

This report shall not be reproduced, except in full,
without the written consent of Pace Analytical Services, LLC.

Pace Analytical Services, LLC
9800 Kincey Ave. Suite 100
Huntersville, NC 28078
(704)875-9092

QUALITY CONTROL DATA

Project: CPC Huntersville-60674226
Pace Project No.: 92585900

QC Batch: 675995 | Analysis Method: EPA 6010D
QC Batch Method: EPA 3010A | Analysis Description: 6010 MET
Laboratory: Pace Analytical Services - Asheville
Associated Lab Samples: 92585900018, 92585900019, 92585900020, 92585900021, 92585900022, 92585900023

METHOD BLANK: 3538277 Matrix: Water
Associated Lab Samples: 92585900018, 92585900019, 92585900020, 92585900021, 92585900022, 92585900023

Parameter	Units	Blank Result	Reporting Limit	MDL	Analyzed	Qualifiers
Lead	ug/L	ND	5.0	4.5	02/04/22 21:39	

LABORATORY CONTROL SAMPLE: 3538278

Parameter	Units	Spike Conc.	LCS Result	LCS % Rec	% Rec Limits	Qualifiers
Lead	ug/L	500	473	95	80-120	

MATRIX SPIKE & MATRIX SPIKE DUPLICATE: 3538279 3538280

Parameter	Units	92585900018 Result	MS Spike Conc.	MSD Spike Conc.	MS Result	MSD Result	MS % Rec	MSD % Rec	% Rec Limits	RPD	Max RPD	Qual
Lead	ug/L	ND	500	500	460	466	92	93	75-125	1	20	

Results presented on this page are in the units indicated by the "Units" column except where an alternate unit is presented to the right of the result.

REPORT OF LABORATORY ANALYSIS

This report shall not be reproduced, except in full,
without the written consent of Pace Analytical Services, LLC.

Pace Analytical Services, LLC
9800 Kincey Ave. Suite 100
Huntersville, NC 28078
(704)875-9092

QUALITY CONTROL DATA

Project: CPC Huntersville-60674226
Pace Project No.: 92585900

QC Batch: 675871 Analysis Method: SM 6200B
QC Batch Method: SM 6200B Analysis Description: 6200B MSV
Laboratory: Pace Analytical Services - Charlotte
Associated Lab Samples: 92585900001, 92585900002, 92585900003, 92585900004, 92585900005, 92585900006, 92585900007, 92585900008, 92585900009, 92585900010, 92585900011, 92585900012, 92585900013, 92585900014, 92585900015, 92585900016, 92585900017, 92585900018, 92585900019, 92585900020

METHOD BLANK: 3537493 Matrix: Water
Associated Lab Samples: 92585900001, 92585900002, 92585900003, 92585900004, 92585900005, 92585900006, 92585900007, 92585900008, 92585900009, 92585900010, 92585900011, 92585900012, 92585900013, 92585900014, 92585900015, 92585900016, 92585900017, 92585900018, 92585900019, 92585900020

Parameter	Units	Blank Result	Reporting Limit	MDL	Analyzed	Qualifiers
1,1,1,2-Tetrachloroethane	ug/L	ND	0.50	0.31	02/04/22 03:05	
1,1,1-Trichloroethane	ug/L	ND	0.50	0.33	02/04/22 03:05	
1,1,2,2-Tetrachloroethane	ug/L	ND	0.50	0.22	02/04/22 03:05	
1,1,2-Trichloroethane	ug/L	ND	0.50	0.32	02/04/22 03:05	
1,1-Dichloroethane	ug/L	ND	0.50	0.37	02/04/22 03:05	
1,1-Dichloroethene	ug/L	ND	0.50	0.35	02/04/22 03:05	
1,1-Dichloropropene	ug/L	ND	0.50	0.43	02/04/22 03:05	
1,2,3-Trichlorobenzene	ug/L	ND	2.0	0.81	02/04/22 03:05	
1,2,3-Trichloropropane	ug/L	ND	0.50	0.26	02/04/22 03:05	
1,2,4-Trichlorobenzene	ug/L	ND	2.0	0.64	02/04/22 03:05	
1,2,4-Trimethylbenzene	ug/L	ND	0.50	0.50	02/04/22 03:05	
1,2-Dibromo-3-chloropropane	ug/L	ND	1.0	0.34	02/04/22 03:05	
1,2-Dibromoethane (EDB)	ug/L	ND	0.50	0.27	02/04/22 03:05	
1,2-Dichlorobenzene	ug/L	ND	0.50	0.34	02/04/22 03:05	
1,2-Dichloroethane	ug/L	ND	0.50	0.32	02/04/22 03:05	
1,2-Dichloropropane	ug/L	ND	0.50	0.36	02/04/22 03:05	
1,3,5-Trimethylbenzene	ug/L	ND	0.50	0.33	02/04/22 03:05	
1,3-Dichlorobenzene	ug/L	ND	0.50	0.34	02/04/22 03:05	
1,3-Dichloropropane	ug/L	ND	0.50	0.28	02/04/22 03:05	
1,4-Dichlorobenzene	ug/L	ND	0.50	0.33	02/04/22 03:05	
2,2-Dichloropropane	ug/L	ND	0.50	0.39	02/04/22 03:05	IH
2-Chlorotoluene	ug/L	ND	0.50	0.32	02/04/22 03:05	
4-Chlorotoluene	ug/L	ND	0.50	0.32	02/04/22 03:05	
Benzene	ug/L	ND	0.50	0.34	02/04/22 03:05	
Bromobenzene	ug/L	ND	0.50	0.29	02/04/22 03:05	
Bromochloromethane	ug/L	ND	0.50	0.47	02/04/22 03:05	
Bromodichloromethane	ug/L	ND	0.50	0.31	02/04/22 03:05	
Bromoform	ug/L	ND	0.50	0.34	02/04/22 03:05	
Bromomethane	ug/L	ND	5.0	1.7	02/04/22 03:05	
Carbon tetrachloride	ug/L	ND	0.50	0.33	02/04/22 03:05	
Chlorobenzene	ug/L	ND	0.50	0.28	02/04/22 03:05	
Chloroethane	ug/L	ND	1.0	0.65	02/04/22 03:05	
Chloroform	ug/L	ND	0.50	0.35	02/04/22 03:05	
Chloromethane	ug/L	ND	1.0	0.54	02/04/22 03:05	
cis-1,2-Dichloroethene	ug/L	ND	0.50	0.38	02/04/22 03:05	
cis-1,3-Dichloropropene	ug/L	ND	0.50	0.36	02/04/22 03:05	
Dibromochloromethane	ug/L	ND	0.50	0.36	02/04/22 03:05	

Results presented on this page are in the units indicated by the "Units" column except where an alternate unit is presented to the right of the result.

REPORT OF LABORATORY ANALYSIS

This report shall not be reproduced, except in full,
without the written consent of Pace Analytical Services, LLC.

Pace Analytical Services, LLC
9800 Kincey Ave. Suite 100
Huntersville, NC 28078
(704)875-9092

QUALITY CONTROL DATA

Project: CPC Huntersville-60674226
Pace Project No.: 92585900

METHOD BLANK: 3537493 Matrix: Water

Associated Lab Samples: 92585900001, 92585900002, 92585900003, 92585900004, 92585900005, 92585900006, 92585900007, 92585900008, 92585900009, 92585900010, 92585900011, 92585900012, 92585900013, 92585900014, 92585900015, 92585900016, 92585900017, 92585900018, 92585900019, 92585900020

Parameter	Units	Blank Result	Reporting Limit	MDL	Analyzed	Qualifiers
Dibromomethane	ug/L	ND	0.50	0.39	02/04/22 03:05	
Dichlorodifluoromethane	ug/L	ND	0.50	0.35	02/04/22 03:05	
Diisopropyl ether	ug/L	ND	0.50	0.31	02/04/22 03:05	
Ethylbenzene	ug/L	ND	0.50	0.30	02/04/22 03:05	
Hexachloro-1,3-butadiene	ug/L	ND	2.0	1.5	02/04/22 03:05	
Isopropylbenzene (Cumene)	ug/L	ND	0.50	0.33	02/04/22 03:05	
m&p-Xylene	ug/L	ND	1.0	0.71	02/04/22 03:05	
Methyl-tert-butyl ether	ug/L	ND	0.50	0.42	02/04/22 03:05	
Methylene Chloride	ug/L	ND	2.0	2.0	02/04/22 03:05	
n-Butylbenzene	ug/L	ND	0.50	0.49	02/04/22 03:05	
n-Propylbenzene	ug/L	ND	0.50	0.34	02/04/22 03:05	
Naphthalene	ug/L	ND	2.0	0.64	02/04/22 03:05	
o-Xylene	ug/L	ND	0.50	0.34	02/04/22 03:05	
sec-Butylbenzene	ug/L	ND	0.50	0.40	02/04/22 03:05	
Styrene	ug/L	ND	0.50	0.29	02/04/22 03:05	
tert-Butylbenzene	ug/L	ND	0.50	0.32	02/04/22 03:05	
Tetrachloroethene	ug/L	ND	0.50	0.29	02/04/22 03:05	
Toluene	ug/L	ND	0.50	0.48	02/04/22 03:05	
trans-1,2-Dichloroethene	ug/L	ND	0.50	0.40	02/04/22 03:05	
trans-1,3-Dichloropropene	ug/L	ND	0.50	0.36	02/04/22 03:05	
Trichloroethene	ug/L	ND	0.50	0.38	02/04/22 03:05	
Trichlorofluoromethane	ug/L	ND	1.0	0.30	02/04/22 03:05	
Vinyl chloride	ug/L	ND	1.0	0.39	02/04/22 03:05	
1,2-Dichloroethane-d4 (S)	%	96	70-130		02/04/22 03:05	
4-Bromofluorobenzene (S)	%	98	70-130		02/04/22 03:05	
Toluene-d8 (S)	%	97	70-130		02/04/22 03:05	

LABORATORY CONTROL SAMPLE: 3537494

Parameter	Units	Spike Conc.	LCS Result	LCS % Rec	% Rec Limits	Qualifiers
1,1,1,2-Tetrachloroethane	ug/L	50	50.0	100	60-140	
1,1,1-Trichloroethane	ug/L	50	43.0	86	60-140	
1,1,2,2-Tetrachloroethane	ug/L	50	45.9	92	60-140	
1,1,2-Trichloroethane	ug/L	50	46.1	92	60-140	
1,1-Dichloroethane	ug/L	50	42.8	86	60-140	
1,1-Dichloroethene	ug/L	50	42.8	86	60-140	
1,1-Dichloropropene	ug/L	50	45.8	92	60-140	
1,2,3-Trichlorobenzene	ug/L	50	49.7	99	60-140	
1,2,3-Trichloropropane	ug/L	50	49.1	98	60-140	
1,2,4-Trichlorobenzene	ug/L	50	51.1	102	60-140	
1,2,4-Trimethylbenzene	ug/L	50	46.2	92	60-140	
1,2-Dibromo-3-chloropropane	ug/L	50	48.6	97	60-140	

Results presented on this page are in the units indicated by the "Units" column except where an alternate unit is presented to the right of the result.

REPORT OF LABORATORY ANALYSIS

This report shall not be reproduced, except in full,
without the written consent of Pace Analytical Services, LLC.

Pace Analytical Services, LLC
9800 Kincey Ave. Suite 100
Huntersville, NC 28078
(704)875-9092

QUALITY CONTROL DATA

Project: CPC Huntersville-60674226
Pace Project No.: 92585900

LABORATORY CONTROL SAMPLE: 3537494

Parameter	Units	Spike Conc.	LCS Result	LCS % Rec	% Rec Limits	Qualifiers
1,2-Dibromoethane (EDB)	ug/L	50	47.2	94	60-140	
1,2-Dichlorobenzene	ug/L	50	48.6	97	60-140	
1,2-Dichloroethane	ug/L	50	42.7	85	60-140	
1,2-Dichloropropane	ug/L	50	45.8	92	60-140	
1,3,5-Trimethylbenzene	ug/L	50	47.1	94	60-140	
1,3-Dichlorobenzene	ug/L	50	48.5	97	60-140	
1,3-Dichloropropane	ug/L	50	48.4	97	60-140	
1,4-Dichlorobenzene	ug/L	50	48.4	97	60-140	
2,2-Dichloropropane	ug/L	50	41.6	83	60-140	IH
2-Chlorotoluene	ug/L	50	48.6	97	60-140	
4-Chlorotoluene	ug/L	50	46.4	93	60-140	
Benzene	ug/L	50	46.4	93	60-140	
Bromobenzene	ug/L	50	51.1	102	60-140	
Bromochloromethane	ug/L	50	44.5	89	60-140	
Bromodichloromethane	ug/L	50	45.6	91	60-140	
Bromoform	ug/L	50	48.8	98	60-140	
Bromomethane	ug/L	50	61.4	123	60-140	
Carbon tetrachloride	ug/L	50	48.1	96	60-140	
Chlorobenzene	ug/L	50	48.7	97	60-140	
Chloroethane	ug/L	50	42.5	85	60-140	
Chloroform	ug/L	50	45.6	91	60-140	
Chloromethane	ug/L	50	47.9	96	60-140	
cis-1,2-Dichloroethene	ug/L	50	43.9	88	60-140	
cis-1,3-Dichloropropene	ug/L	50	47.8	96	60-140	
Dibromochloromethane	ug/L	50	45.6	91	60-140	
Dibromomethane	ug/L	50	48.2	96	60-140	
Dichlorodifluoromethane	ug/L	50	60.3	121	60-140	
Diisopropyl ether	ug/L	50	38.7	77	60-140	
Ethylbenzene	ug/L	50	47.7	95	60-140	
Hexachloro-1,3-butadiene	ug/L	50	52.8	106	60-140	
Isopropylbenzene (Cumene)	ug/L	50	48.6	97	60-140	
m&p-Xylene	ug/L	100	95.9	96	60-140	
Methyl-tert-butyl ether	ug/L	50	43.4	87	60-140	
Methylene Chloride	ug/L	50	40.5	81	60-140	
n-Butylbenzene	ug/L	50	45.6	91	60-140	
n-Propylbenzene	ug/L	50	47.3	95	60-140	
Naphthalene	ug/L	50	48.2	96	60-140	
o-Xylene	ug/L	50	48.8	98	60-140	
sec-Butylbenzene	ug/L	50	47.7	95	60-140	
Styrene	ug/L	50	49.0	98	60-140	
tert-Butylbenzene	ug/L	50	40.6	81	60-140	
Tetrachloroethene	ug/L	50	48.8	98	60-140	
Toluene	ug/L	50	46.3	93	60-140	
trans-1,2-Dichloroethene	ug/L	50	43.5	87	60-140	
trans-1,3-Dichloropropene	ug/L	50	47.4	95	60-140	
Trichloroethene	ug/L	50	49.3	99	60-140	
Trichlorofluoromethane	ug/L	50	42.9	86	60-140	

Results presented on this page are in the units indicated by the "Units" column except where an alternate unit is presented to the right of the result.

REPORT OF LABORATORY ANALYSIS

This report shall not be reproduced, except in full,
without the written consent of Pace Analytical Services, LLC.

Pace Analytical Services, LLC
9800 Kincey Ave. Suite 100
Huntersville, NC 28078
(704)875-9092

QUALITY CONTROL DATA

Project: CPC Huntersville-60674226
Pace Project No.: 92585900

LABORATORY CONTROL SAMPLE: 3537494

Parameter	Units	Spike Conc.	LCS Result	LCS % Rec	% Rec Limits	Qualifiers
Vinyl chloride	ug/L	50	49.3	99	60-140	
1,2-Dichloroethane-d4 (S)	%			101	70-130	
4-Bromofluorobenzene (S)	%			97	70-130	
Toluene-d8 (S)	%			98	70-130	

MATRIX SPIKE & MATRIX SPIKE DUPLICATE: 3537495 3537496

Parameter	Units	92585900001 Result	MS Spike Conc.	MSD Spike Conc.	MS Result	MSD Result	MS % Rec	MSD % Rec	% Rec Limits	RPD	Max RPD	Qual
1,1,1,2-Tetrachloroethane	ug/L	ND	20	20	23.4	25.9	117	129	60-140	10	30	
1,1,1-Trichloroethane	ug/L	ND	20	20	20.7	22.4	104	112	60-140	7	30	
1,1,2,2-Tetrachloroethane	ug/L	ND	20	20	21.3	23.7	107	119	60-140	11	30	
1,1,2-Trichloroethane	ug/L	ND	20	20	21.4	23.5	107	118	60-140	10	30	
1,1-Dichloroethane	ug/L	ND	20	20	20.4	22.6	102	113	60-140	10	30	
1,1-Dichloroethene	ug/L	ND	20	20	21.0	23.1	105	116	60-140	10	30	
1,1-Dichloropropene	ug/L	ND	20	20	22.1	23.8	110	119	60-140	7	30	
1,2,3-Trichlorobenzene	ug/L	ND	20	20	22.4	24.1	112	120	60-140	7	30	
1,2,3-Trichloropropane	ug/L	ND	20	20	22.8	25.9	114	129	60-140	13	30	
1,2,4-Trichlorobenzene	ug/L	ND	20	20	23.2	23.8	116	119	60-140	2	30	
1,2,4-Trimethylbenzene	ug/L	ND	20	20	22.2	22.8	111	114	60-140	3	30	
1,2-Dibromo-3-chloropropane	ug/L	ND	20	20	22.0	23.0	110	115	60-140	4	30	
1,2-Dibromoethane (EDB)	ug/L	ND	20	20	22.3	24.3	111	121	60-140	9	30	
1,2-Dichlorobenzene	ug/L	ND	20	20	23.0	24.4	115	122	60-140	6	30	
1,2-Dichloroethane	ug/L	ND	20	20	20.2	22.2	101	111	60-140	9	30	
1,2-Dichloropropane	ug/L	ND	20	20	21.6	23.4	108	117	60-140	8	30	
1,3,5-Trimethylbenzene	ug/L	ND	20	20	22.9	24.1	115	120	60-140	5	30	
1,3-Dichlorobenzene	ug/L	ND	20	20	23.4	24.7	117	123	60-140	6	30	
1,3-Dichloropropane	ug/L	ND	20	20	23.3	25.3	116	127	60-140	9	30	
1,4-Dichlorobenzene	ug/L	ND	20	20	23.0	24.2	115	121	60-140	5	30	
2,2-Dichloropropane	ug/L	ND	20	20	20.9	22.9	104	114	60-140	9	30	IH
2-Chlorotoluene	ug/L	ND	20	20	23.3	24.7	116	124	60-140	6	30	
4-Chlorotoluene	ug/L	ND	20	20	22.5	23.4	112	117	60-140	4	30	
Benzene	ug/L	ND	20	20	22.3	24.4	111	122	60-140	9	30	
Bromobenzene	ug/L	ND	20	20	24.3	25.6	121	128	60-140	5	30	
Bromochloromethane	ug/L	ND	20	20	20.9	22.8	105	114	60-140	9	30	
Bromodichloromethane	ug/L	ND	20	20	21.2	23.2	106	116	60-140	9	30	
Bromoform	ug/L	ND	20	20	21.6	24.1	108	120	60-140	11	30	
Bromomethane	ug/L	ND	20	20	30.9	33.1	154	166	60-140	7	30	M1
Carbon tetrachloride	ug/L	ND	20	20	23.1	25.4	115	127	60-140	10	30	
Chlorobenzene	ug/L	ND	20	20	23.3	25.4	117	127	60-140	8	30	
Chloroethane	ug/L	ND	20	20	25.4	27.4	127	137	60-140	8	30	
Chloroform	ug/L	ND	20	20	21.6	23.5	108	117	60-140	8	30	
Chloromethane	ug/L	ND	20	20	22.0	23.7	110	118	60-140	7	30	
cis-1,2-Dichloroethene	ug/L	ND	20	20	20.8	22.6	104	113	60-140	8	30	

Results presented on this page are in the units indicated by the "Units" column except where an alternate unit is presented to the right of the result.

REPORT OF LABORATORY ANALYSIS

This report shall not be reproduced, except in full,
without the written consent of Pace Analytical Services, LLC.

Pace Analytical Services, LLC
9800 Kincey Ave. Suite 100
Huntersville, NC 28078
(704)875-9092

QUALITY CONTROL DATA

Project: CPC Huntersville-60674226
Pace Project No.: 92585900

MATRIX SPIKE & MATRIX SPIKE DUPLICATE: 3537495 3537496

Parameter	Units	92585900001 Result	MS Spike Conc.	MSD Spike Conc.	MS Result	MSD Result	MS % Rec	MSD % Rec	% Rec Limits	RPD	Max RPD	Qual
cis-1,3-Dichloropropene	ug/L	ND	20	20	22.2	23.7	111	119	60-140	7	30	
Dibromochloromethane	ug/L	ND	20	20	20.9	23.2	104	116	60-140	10	30	
Dibromomethane	ug/L	ND	20	20	22.4	24.6	112	123	60-140	9	30	
Dichlorodifluoromethane	ug/L	ND	20	20	27.9	29.8	139	149	60-140	7	30	M1
Diisopropyl ether	ug/L	ND	20	20	18.4	20.2	92	101	60-140	9	30	
Ethylbenzene	ug/L	ND	20	20	23.1	25.1	116	125	60-140	8	30	
Hexachloro-1,3-butadiene	ug/L	ND	20	20	26.2	25.7	131	128	60-140	2	30	
Isopropylbenzene (Cumene)	ug/L	ND	20	20	23.6	25.6	118	128	60-140	8	30	
m&p-Xylene	ug/L	ND	40	40	46.0	49.8	115	125	60-140	8	30	
Methyl-tert-butyl ether	ug/L	ND	20	20	20.1	22.1	100	111	60-140	10	30	
Methylene Chloride	ug/L	ND	20	20	19.0	20.7	95	104	60-140	9	30	
n-Butylbenzene	ug/L	ND	20	20	21.7	22.4	109	112	60-140	3	30	
n-Propylbenzene	ug/L	ND	20	20	22.9	23.8	114	119	60-140	4	30	
Naphthalene	ug/L	ND	20	20	21.5	23.0	108	115	60-140	7	30	
o-Xylene	ug/L	ND	20	20	23.2	25.5	116	127	60-140	9	30	
sec-Butylbenzene	ug/L	ND	20	20	23.4	24.3	117	121	60-140	4	30	
Styrene	ug/L	ND	20	20	23.4	25.7	117	128	60-140	9	30	
tert-Butylbenzene	ug/L	ND	20	20	19.9	20.8	99	104	60-140	5	30	
Tetrachloroethene	ug/L	ND	20	20	23.3	25.2	117	126	60-140	8	30	
Toluene	ug/L	ND	20	20	21.8	23.8	109	119	60-140	9	30	
trans-1,2-Dichloroethene	ug/L	ND	20	20	21.1	23.0	106	115	60-140	9	30	
trans-1,3-Dichloropropene	ug/L	ND	20	20	21.6	23.6	108	118	60-140	9	30	
Trichloroethene	ug/L	ND	20	20	23.5	25.5	118	128	60-140	8	30	
Trichlorofluoromethane	ug/L	ND	20	20	22.6	24.5	113	122	60-140	8	30	
Vinyl chloride	ug/L	ND	20	20	23.6	25.7	118	129	60-140	9	30	
1,2-Dichloroethane-d4 (S)	%						97	98	70-130			
4-Bromofluorobenzene (S)	%						97	98	70-130			
Toluene-d8 (S)	%						96	97	70-130			

Results presented on this page are in the units indicated by the "Units" column except where an alternate unit is presented to the right of the result.

REPORT OF LABORATORY ANALYSIS

This report shall not be reproduced, except in full,
without the written consent of Pace Analytical Services, LLC.

Pace Analytical Services, LLC
9800 Kincey Ave. Suite 100
Huntersville, NC 28078
(704)875-9092

QUALITY CONTROL DATA

Project: CPC Huntersville-60674226
Pace Project No.: 92585900

QC Batch: 675880 Analysis Method: SM 6200B
QC Batch Method: SM 6200B Analysis Description: 6200B MSV
Laboratory: Pace Analytical Services - Charlotte
Associated Lab Samples: 92585900021, 92585900022, 92585900023

METHOD BLANK: 3537529 Matrix: Water
Associated Lab Samples: 92585900021, 92585900022, 92585900023

Parameter	Units	Blank Result	Reporting Limit	MDL	Analyzed	Qualifiers
1,1,1,2-Tetrachloroethane	ug/L	ND	0.50	0.31	02/03/22 14:51	
1,1,1-Trichloroethane	ug/L	ND	0.50	0.33	02/03/22 14:51	
1,1,2,2-Tetrachloroethane	ug/L	ND	0.50	0.22	02/03/22 14:51	
1,1,2-Trichloroethane	ug/L	ND	0.50	0.32	02/03/22 14:51	
1,1-Dichloroethane	ug/L	ND	0.50	0.37	02/03/22 14:51	
1,1-Dichloroethene	ug/L	ND	0.50	0.35	02/03/22 14:51	
1,1-Dichloropropene	ug/L	ND	0.50	0.43	02/03/22 14:51	
1,2,3-Trichlorobenzene	ug/L	ND	2.0	0.81	02/03/22 14:51	
1,2,3-Trichloropropane	ug/L	ND	0.50	0.26	02/03/22 14:51	
1,2,4-Trichlorobenzene	ug/L	ND	2.0	0.64	02/03/22 14:51	
1,2,4-Trimethylbenzene	ug/L	ND	0.50	0.50	02/03/22 14:51	
1,2-Dibromo-3-chloropropane	ug/L	ND	1.0	0.34	02/03/22 14:51	
1,2-Dibromoethane (EDB)	ug/L	ND	0.50	0.27	02/03/22 14:51	
1,2-Dichlorobenzene	ug/L	ND	0.50	0.34	02/03/22 14:51	
1,2-Dichloroethane	ug/L	ND	0.50	0.32	02/03/22 14:51	
1,2-Dichloropropane	ug/L	ND	0.50	0.36	02/03/22 14:51	
1,3,5-Trimethylbenzene	ug/L	ND	0.50	0.33	02/03/22 14:51	
1,3-Dichlorobenzene	ug/L	ND	0.50	0.34	02/03/22 14:51	
1,3-Dichloropropane	ug/L	ND	0.50	0.28	02/03/22 14:51	
1,4-Dichlorobenzene	ug/L	ND	0.50	0.33	02/03/22 14:51	
2,2-Dichloropropane	ug/L	ND	0.50	0.39	02/03/22 14:51	IL
2-Chlorotoluene	ug/L	ND	0.50	0.32	02/03/22 14:51	
4-Chlorotoluene	ug/L	ND	0.50	0.32	02/03/22 14:51	
Benzene	ug/L	ND	0.50	0.34	02/03/22 14:51	
Bromobenzene	ug/L	ND	0.50	0.29	02/03/22 14:51	
Bromochloromethane	ug/L	ND	0.50	0.47	02/03/22 14:51	
Bromodichloromethane	ug/L	ND	0.50	0.31	02/03/22 14:51	
Bromoform	ug/L	ND	0.50	0.34	02/03/22 14:51	
Bromomethane	ug/L	ND	5.0	1.7	02/03/22 14:51	
Carbon tetrachloride	ug/L	ND	0.50	0.33	02/03/22 14:51	
Chlorobenzene	ug/L	ND	0.50	0.28	02/03/22 14:51	
Chloroethane	ug/L	ND	1.0	0.65	02/03/22 14:51	
Chloroform	ug/L	ND	0.50	0.35	02/03/22 14:51	
Chloromethane	ug/L	ND	1.0	0.54	02/03/22 14:51	
cis-1,2-Dichloroethene	ug/L	ND	0.50	0.38	02/03/22 14:51	
cis-1,3-Dichloropropene	ug/L	ND	0.50	0.36	02/03/22 14:51	
Dibromochloromethane	ug/L	ND	0.50	0.36	02/03/22 14:51	
Dibromomethane	ug/L	ND	0.50	0.39	02/03/22 14:51	
Dichlorodifluoromethane	ug/L	ND	0.50	0.35	02/03/22 14:51	
Diisopropyl ether	ug/L	ND	0.50	0.31	02/03/22 14:51	

Results presented on this page are in the units indicated by the "Units" column except where an alternate unit is presented to the right of the result.

REPORT OF LABORATORY ANALYSIS

This report shall not be reproduced, except in full,
without the written consent of Pace Analytical Services, LLC.

Pace Analytical Services, LLC
9800 Kincey Ave. Suite 100
Huntersville, NC 28078
(704)875-9092

QUALITY CONTROL DATA

Project: CPC Huntersville-60674226
Pace Project No.: 92585900

METHOD BLANK: 3537529 Matrix: Water
Associated Lab Samples: 92585900021, 92585900022, 92585900023

Parameter	Units	Blank Result	Reporting Limit	MDL	Analyzed	Qualifiers
Ethylbenzene	ug/L	ND	0.50	0.30	02/03/22 14:51	
Hexachloro-1,3-butadiene	ug/L	ND	2.0	1.5	02/03/22 14:51	
Isopropylbenzene (Cumene)	ug/L	ND	0.50	0.33	02/03/22 14:51	
m&p-Xylene	ug/L	ND	1.0	0.71	02/03/22 14:51	
Methyl-tert-butyl ether	ug/L	ND	0.50	0.42	02/03/22 14:51	
Methylene Chloride	ug/L	ND	2.0	2.0	02/03/22 14:51	
n-Butylbenzene	ug/L	ND	0.50	0.49	02/03/22 14:51	
n-Propylbenzene	ug/L	ND	0.50	0.34	02/03/22 14:51	
Naphthalene	ug/L	ND	2.0	0.64	02/03/22 14:51	
o-Xylene	ug/L	ND	0.50	0.34	02/03/22 14:51	
sec-Butylbenzene	ug/L	ND	0.50	0.40	02/03/22 14:51	
Styrene	ug/L	ND	0.50	0.29	02/03/22 14:51	
tert-Butylbenzene	ug/L	ND	0.50	0.32	02/03/22 14:51	
Tetrachloroethene	ug/L	ND	0.50	0.29	02/03/22 14:51	
Toluene	ug/L	ND	0.50	0.48	02/03/22 14:51	
trans-1,2-Dichloroethene	ug/L	ND	0.50	0.40	02/03/22 14:51	
trans-1,3-Dichloropropene	ug/L	ND	0.50	0.36	02/03/22 14:51	
Trichloroethene	ug/L	ND	0.50	0.38	02/03/22 14:51	
Trichlorofluoromethane	ug/L	ND	1.0	0.30	02/03/22 14:51	
Vinyl chloride	ug/L	ND	1.0	0.39	02/03/22 14:51	
1,2-Dichloroethane-d4 (S)	%	96	70-130		02/03/22 14:51	
4-Bromofluorobenzene (S)	%	96	70-130		02/03/22 14:51	
Toluene-d8 (S)	%	97	70-130		02/03/22 14:51	

LABORATORY CONTROL SAMPLE: 3537530

Parameter	Units	Spike Conc.	LCS Result	LCS % Rec	% Rec Limits	Qualifiers
1,1,1,2-Tetrachloroethane	ug/L	50	48.2	96	60-140	
1,1,1-Trichloroethane	ug/L	50	40.9	82	60-140	
1,1,2,2-Tetrachloroethane	ug/L	50	44.2	88	60-140	
1,1,2-Trichloroethane	ug/L	50	43.7	87	60-140	
1,1-Dichloroethane	ug/L	50	40.7	81	60-140	
1,1-Dichloroethene	ug/L	50	40.4	81	60-140	
1,1-Dichloropropene	ug/L	50	43.6	87	60-140	
1,2,3-Trichlorobenzene	ug/L	50	48.5	97	60-140	
1,2,3-Trichloropropane	ug/L	50	47.0	94	60-140	
1,2,4-Trichlorobenzene	ug/L	50	50.1	100	60-140	
1,2,4-Trimethylbenzene	ug/L	50	44.3	89	60-140	
1,2-Dibromo-3-chloropropane	ug/L	50	47.5	95	60-140	
1,2-Dibromoethane (EDB)	ug/L	50	45.5	91	60-140	
1,2-Dichlorobenzene	ug/L	50	47.0	94	60-140	
1,2-Dichloroethane	ug/L	50	41.1	82	60-140	
1,2-Dichloropropane	ug/L	50	43.6	87	60-140	
1,3,5-Trimethylbenzene	ug/L	50	46.1	92	60-140	

Results presented on this page are in the units indicated by the "Units" column except where an alternate unit is presented to the right of the result.

REPORT OF LABORATORY ANALYSIS

This report shall not be reproduced, except in full,
without the written consent of Pace Analytical Services, LLC.

Pace Analytical Services, LLC
9800 Kincey Ave. Suite 100
Huntersville, NC 28078
(704)875-9092

QUALITY CONTROL DATA

Project: CPC Huntersville-60674226
Pace Project No.: 92585900

LABORATORY CONTROL SAMPLE: 3537530

Parameter	Units	Spike Conc.	LCS Result	LCS % Rec	% Rec Limits	Qualifiers
1,3-Dichlorobenzene	ug/L	50	46.8	94	60-140	
1,3-Dichloropropane	ug/L	50	46.5	93	60-140	
1,4-Dichlorobenzene	ug/L	50	46.9	94	60-140	
2,2-Dichloropropane	ug/L	50	41.8	84	60-140	IL
2-Chlorotoluene	ug/L	50	47.4	95	60-140	
4-Chlorotoluene	ug/L	50	44.8	90	60-140	
Benzene	ug/L	50	44.2	88	60-140	
Bromobenzene	ug/L	50	48.6	97	60-140	
Bromochloromethane	ug/L	50	43.2	86	60-140	
Bromodichloromethane	ug/L	50	43.9	88	60-140	
Bromoform	ug/L	50	47.6	95	60-140	
Bromomethane	ug/L	50	56.2	112	60-140	
Carbon tetrachloride	ug/L	50	44.9	90	60-140	
Chlorobenzene	ug/L	50	46.5	93	60-140	
Chloroethane	ug/L	50	37.3	75	60-140	
Chloroform	ug/L	50	43.4	87	60-140	
Chloromethane	ug/L	50	43.9	88	60-140	
cis-1,2-Dichloroethene	ug/L	50	41.7	83	60-140	
cis-1,3-Dichloropropene	ug/L	50	45.7	91	60-140	
Dibromochloromethane	ug/L	50	43.2	86	60-140	
Dibromomethane	ug/L	50	46.6	93	60-140	
Dichlorodifluoromethane	ug/L	50	57.7	115	60-140	
Diisopropyl ether	ug/L	50	37.0	74	60-140	
Ethylbenzene	ug/L	50	45.7	91	60-140	
Hexachloro-1,3-butadiene	ug/L	50	51.4	103	60-140	
Isopropylbenzene (Cumene)	ug/L	50	46.4	93	60-140	
m&p-Xylene	ug/L	100	91.4	91	60-140	
Methyl-tert-butyl ether	ug/L	50	41.6	83	60-140	
Methylene Chloride	ug/L	50	38.4	77	60-140	
n-Butylbenzene	ug/L	50	44.9	90	60-140	
n-Propylbenzene	ug/L	50	45.4	91	60-140	
Naphthalene	ug/L	50	47.0	94	60-140	
o-Xylene	ug/L	50	46.3	93	60-140	
sec-Butylbenzene	ug/L	50	45.9	92	60-140	
Styrene	ug/L	50	46.4	93	60-140	
tert-Butylbenzene	ug/L	50	46.8	94	60-140	
Tetrachloroethene	ug/L	50	48.5	97	60-140	
Toluene	ug/L	50	43.9	88	60-140	
trans-1,2-Dichloroethene	ug/L	50	41.6	83	60-140	
trans-1,3-Dichloropropene	ug/L	50	45.5	91	60-140	
Trichloroethene	ug/L	50	47.3	95	60-140	
Trichlorofluoromethane	ug/L	50	38.6	77	60-140	
Vinyl chloride	ug/L	50	46.7	93	60-140	
1,2-Dichloroethane-d4 (S)	%			101	70-130	
4-Bromofluorobenzene (S)	%			96	70-130	
Toluene-d8 (S)	%			98	70-130	

Results presented on this page are in the units indicated by the "Units" column except where an alternate unit is presented to the right of the result.

REPORT OF LABORATORY ANALYSIS

This report shall not be reproduced, except in full,
without the written consent of Pace Analytical Services, LLC.

Pace Analytical Services, LLC
9800 Kincey Ave. Suite 100
Huntersville, NC 28078
(704)875-9092

QUALITY CONTROL DATA

Project: CPC Huntersville-60674226
Pace Project No.: 92585900

MATRIX SPIKE & MATRIX SPIKE DUPLICATE: 3537531 3537532

Parameter	Units	92585186014 Result	MS Spike Conc.	MSD Spike Conc.	MS Result	MSD Result	MS % Rec	MSD % Rec	% Rec Limits	RPD	Max RPD	Qual
1,1,1,2-Tetrachloroethane	ug/L	ND	500	500	563	577	113	115	60-140	3	30	
1,1,1-Trichloroethane	ug/L	ND	500	500	511	522	102	104	60-140	2	30	
1,1,2,2-Tetrachloroethane	ug/L	ND	500	500	510	530	102	106	60-140	4	30	
1,1,2-Trichloroethane	ug/L	ND	500	500	516	521	103	104	60-140	1	30	
1,1-Dichloroethane	ug/L	ND	500	500	502	515	100	103	60-140	3	30	
1,1-Dichloroethene	ug/L	ND	500	500	520	525	104	105	60-140	1	30	
1,1-Dichloropropene	ug/L	ND	500	500	541	547	108	109	60-140	1	30	
1,2,3-Trichlorobenzene	ug/L	ND	500	500	557	562	111	112	60-140	1	30	
1,2,3-Trichloropropane	ug/L	ND	500	500	532	490	106	98	60-140	8	30	
1,2,4-Trichlorobenzene	ug/L	ND	500	500	566	562	113	112	60-140	1	30	
1,2,4-Trimethylbenzene	ug/L	2970	500	500	3510	3540	108	114	60-140	1	30	
1,2-Dibromo-3-chloropropane	ug/L	ND	500	500	517	531	103	106	60-140	3	30	
1,2-Dibromoethane (EDB)	ug/L	ND	500	500	543	548	109	110	60-140	1	30	
1,2-Dichlorobenzene	ug/L	ND	500	500	549	558	110	112	60-140	2	30	
1,2-Dichloroethane	ug/L	35.6	500	500	527	537	98	100	60-140	2	30	
1,2-Dichloropropane	ug/L	ND	500	500	524	543	105	109	60-140	4	30	
1,3,5-Trimethylbenzene	ug/L	829	500	500	1380	1410	111	117	60-140	2	30	
1,3-Dichlorobenzene	ug/L	ND	500	500	557	561	111	112	60-140	1	30	
1,3-Dichloropropane	ug/L	ND	500	500	549	557	110	111	60-140	2	30	
1,4-Dichlorobenzene	ug/L	ND	500	500	550	559	110	112	60-140	2	30	
2,2-Dichloropropane	ug/L	ND	500	500	476	479	95	96	60-140	0	30	IL
2-Chlorotoluene	ug/L	ND	500	500	824	837	165	167	60-140	1	30	M1
4-Chlorotoluene	ug/L	ND	500	500	523	533	105	107	60-140	2	30	
Benzene	ug/L	612	500	500	1170	1180	111	113	60-140	1	30	
Bromobenzene	ug/L	ND	500	500	580	594	116	119	60-140	2	30	
Bromochloromethane	ug/L	ND	500	500	509	510	102	102	60-140	0	30	
Bromodichloromethane	ug/L	ND	500	500	507	521	101	104	60-140	3	30	
Bromoform	ug/L	ND	500	500	504	517	101	103	60-140	2	30	
Bromomethane	ug/L	ND	500	500	709	738	142	148	60-140	4	30	M1
Carbon tetrachloride	ug/L	ND	500	500	571	573	114	115	60-140	0	30	
Chlorobenzene	ug/L	ND	500	500	564	575	113	115	60-140	2	30	
Chloroethane	ug/L	ND	500	500	625	633	125	127	60-140	1	30	
Chloroform	ug/L	ND	500	500	504	513	101	103	60-140	2	30	
Chloromethane	ug/L	ND	500	500	540	548	106	108	60-140	1	30	
cis-1,2-Dichloroethene	ug/L	ND	500	500	501	510	100	102	60-140	2	30	
cis-1,3-Dichloropropene	ug/L	ND	500	500	518	536	104	107	60-140	3	30	
Dibromochloromethane	ug/L	ND	500	500	505	503	101	101	60-140	0	30	
Dibromomethane	ug/L	ND	500	500	529	546	106	109	60-140	3	30	
Dichlorodifluoromethane	ug/L	ND	500	500	735	742	147	148	60-140	1	30	M1
Diisopropyl ether	ug/L	87.6	500	500	546	541	92	91	60-140	1	30	
Ethylbenzene	ug/L	554	500	500	1120	1130	113	116	60-140	1	30	
Hexachloro-1,3-butadiene	ug/L	ND	500	500	586	600	117	120	60-140	2	30	
Isopropylbenzene (Cumene)	ug/L	92.9	500	500	663	675	114	116	60-140	2	30	
m&p-Xylene	ug/L	2800	1000	1000	3840	3880	104	108	60-140	1	30	

Results presented on this page are in the units indicated by the "Units" column except where an alternate unit is presented to the right of the result.

REPORT OF LABORATORY ANALYSIS

This report shall not be reproduced, except in full,
without the written consent of Pace Analytical Services, LLC.

Pace Analytical Services, LLC
9800 Kincey Ave. Suite 100
Huntersville, NC 28078
(704)875-9092

QUALITY CONTROL DATA

Project: CPC Huntersville-60674226
Pace Project No.: 92585900

MATRIX SPIKE & MATRIX SPIKE DUPLICATE: 3537531 3537532

Parameter	Units	92585186014 Result	MS Spike Conc.	MSD Spike Conc.	MS Result	MSD Result	MS % Rec	MSD % Rec	% Rec Limits	RPD	Max RPD	Qual
Methyl-tert-butyl ether	ug/L	ND	500	500	489	495	98	99	60-140	1	30	
Methylene Chloride	ug/L	ND	500	500	475	486	95	97	60-140	2	30	
n-Butylbenzene	ug/L	68.1	500	500	600	602	106	107	60-140	0	30	
n-Propylbenzene	ug/L	326	500	500	857	876	106	110	60-140	2	30	
Naphthalene	ug/L	1140	500	500	1650	1690	102	110	60-140	2	30	
o-Xylene	ug/L	1420	500	500	1980	1990	111	115	60-140	1	30	
sec-Butylbenzene	ug/L	ND	500	500	588	594	118	119	60-140	1	30	
Styrene	ug/L	ND	500	500	568	582	114	116	60-140	2	30	
tert-Butylbenzene	ug/L	ND	500	500	467	475	93	95	60-140	2	30	
Tetrachloroethene	ug/L	ND	500	500	583	581	117	116	60-140	0	30	
Toluene	ug/L	1170	500	500	1700	1690	105	104	60-140	0	30	
trans-1,2-Dichloroethene	ug/L	ND	500	500	519	523	104	105	60-140	1	30	
trans-1,3-Dichloropropene	ug/L	ND	500	500	509	523	102	105	60-140	3	30	
Trichloroethene	ug/L	ND	500	500	579	577	116	115	60-140	0	30	
Trichlorofluoromethane	ug/L	ND	500	500	557	569	111	114	60-140	2	30	
Vinyl chloride	ug/L	ND	500	500	579	593	116	119	60-140	2	30	
1,2-Dichloroethane-d4 (S)	%						98	97	70-130			
4-Bromofluorobenzene (S)	%						96	95	70-130			
Toluene-d8 (S)	%						97	97	70-130			

Results presented on this page are in the units indicated by the "Units" column except where an alternate unit is presented to the right of the result.

REPORT OF LABORATORY ANALYSIS

This report shall not be reproduced, except in full,
without the written consent of Pace Analytical Services, LLC.

Pace Analytical Services, LLC
9800 Kincey Ave. Suite 100
Huntersville, NC 28078
(704)875-9092

QUALIFIERS

Project: CPC Huntersville-60674226
Pace Project No.: 92585900

DEFINITIONS

DF - Dilution Factor, if reported, represents the factor applied to the reported data due to dilution of the sample aliquot.

ND - Not Detected at or above adjusted reporting limit.

TNTC - Too Numerous To Count

J - Estimated concentration above the adjusted method detection limit and below the adjusted reporting limit.

MDL - Adjusted Method Detection Limit.

PQL - Practical Quantitation Limit.

RL - Reporting Limit - The lowest concentration value that meets project requirements for quantitative data with known precision and bias for a specific analyte in a specific matrix.

S - Surrogate

1,2-Diphenylhydrazine decomposes to and cannot be separated from Azobenzene using Method 8270. The result for each analyte is a combined concentration.

Consistent with EPA guidelines, unrounded data are displayed and have been used to calculate % recovery and RPD values.

LCS(D) - Laboratory Control Sample (Duplicate)

MS(D) - Matrix Spike (Duplicate)

DUP - Sample Duplicate

RPD - Relative Percent Difference

NC - Not Calculable.

SG - Silica Gel - Clean-Up

U - Indicates the compound was analyzed for, but not detected.

Acid preservation may not be appropriate for 2 Chloroethylvinyl ether.

A separate vial preserved to a pH of 4-5 is recommended in SW846 Chapter 4 for the analysis of Acrolein and Acrylonitrile by EPA Method 8260.

N-Nitrosodiphenylamine decomposes and cannot be separated from Diphenylamine using Method 8270. The result reported for each analyte is a combined concentration.

Reported results are not rounded until the final step prior to reporting. Therefore, calculated parameters that are typically reported as "Total" may vary slightly from the sum of the reported component parameters.

Pace Analytical is TNI accredited. Contact your Pace PM for the current list of accredited analytes.

TNI - The NELAC Institute.

ANALYTE QUALIFIERS

IH	This analyte exceeded secondary source verification criteria high for the initial calibration. The reported results should be considered an estimated value.
IL	This analyte exceeded secondary source verification criteria low for the initial calibration. The reported results should be considered an estimated value.
M1	Matrix spike recovery exceeded QC limits. Batch accepted based on laboratory control sample (LCS) recovery.
N2	The lab does not hold NELAC/TNI accreditation for this parameter but other accreditations/certifications may apply. A complete list of accreditations/certifications is available upon request.

This report shall not be reproduced, except in full,
without the written consent of Pace Analytical Services, LLC.

Pace Analytical Services, LLC
9800 Kincey Ave. Suite 100
Huntersville, NC 28078
(704)875-9092

QUALITY CONTROL DATA CROSS REFERENCE TABLE

Project: CPC Huntersville-60674226
Pace Project No.: 92585900

Lab ID	Sample ID	QC Batch Method	QC Batch	Analytical Method	Analytical Batch
92585900001	**MW-34**	MADEP VPH	675937		
92585900002	**MW-05**	MADEP VPH	675937		
92585900003	**MW-94**	MADEP VPH	675937		
92585900004	**MW-03**	MADEP VPH	675937		
92585900005	**MW-89**	MADEP VPH	675937		
92585900006	**MW-27**	MADEP VPH	675937		
92585900007	**MW-35**	MADEP VPH	675940		
92585900008	**EB-1-20220202**	MADEP VPH	675940		
92585900009	**EB-2-20220202**	MADEP VPH	675940		
92585900010	**FB-1-20220202**	MADEP VPH	675940		
92585900012	**MW-56**	MADEP VPH	675940		
92585900013	**DUP-2-20220202**	MADEP VPH	675940		
92585900014	**MW-97D**	MADEP VPH	675940		
92585900015	**MW-33**	MADEP VPH	675940		
92585900016	**MW-36**	MADEP VPH	675940		
92585900017	**MW-57**	MADEP VPH	675940		
92585900018	**MW-07D**	MADEP VPH	675940		
92585900019	**MW-32**	MADEP VPH	675940		
92585900020	**MW-25D**	MADEP VPH	675940		
92585900021	**MW-87**	MADEP VPH	675940		
92585900022	**MW-57D**	MADEP VPH	675940		
92585900023	**MW-53**	MADEP VPH	676194		
92585900001	**MW-34**	EPA 3010A	675994	EPA 6010D	676006
92585900002	**MW-05**	EPA 3010A	675994	EPA 6010D	676006
92585900003	**MW-94**	EPA 3010A	675994	EPA 6010D	676006
92585900004	**MW-03**	EPA 3010A	675994	EPA 6010D	676006
92585900005	**MW-89**	EPA 3010A	675994	EPA 6010D	676006
92585900006	**MW-27**	EPA 3010A	675994	EPA 6010D	676006
92585900007	**MW-35**	EPA 3010A	675994	EPA 6010D	676006
92585900008	**EB-1-20220202**	EPA 3010A	675994	EPA 6010D	676006
92585900009	**EB-2-20220202**	EPA 3010A	675994	EPA 6010D	676006
92585900012	**MW-56**	EPA 3010A	675994	EPA 6010D	676006
92585900013	**DUP-2-20220202**	EPA 3010A	675994	EPA 6010D	676006
92585900014	**MW-97D**	EPA 3010A	675994	EPA 6010D	676006
92585900015	**MW-33**	EPA 3010A	675994	EPA 6010D	676006
92585900016	**MW-36**	EPA 3010A	675994	EPA 6010D	676006
92585900017	**MW-57**	EPA 3010A	675994	EPA 6010D	676006
92585900018	**MW-07D**	EPA 3010A	675995	EPA 6010D	676007
92585900019	**MW-32**	EPA 3010A	675995	EPA 6010D	676007
92585900020	**MW-25D**	EPA 3010A	675995	EPA 6010D	676007
92585900021	**MW-87**	EPA 3010A	675995	EPA 6010D	676007
92585900022	**MW-57D**	EPA 3010A	675995	EPA 6010D	676007
92585900023	**MW-53**	EPA 3010A	675995	EPA 6010D	676007
92585900001	**MW-34**	SM 6200B	675871		
92585900002	**MW-05**	SM 6200B	675871		
92585900003	**MW-94**	SM 6200B	675871		

REPORT OF LABORATORY ANALYSIS

This report shall not be reproduced, except in full,
without the written consent of Pace Analytical Services, LLC.

Pace Analytical Services, LLC
9800 Kincey Ave. Suite 100
Huntersville, NC 28078
(704)875-9092

QUALITY CONTROL DATA CROSS REFERENCE TABLE

Project: CPC Huntersville-60674226
Pace Project No.: 92585900

Lab ID	Sample ID	QC Batch Method	QC Batch	Analytical Method	Analytical Batch
92585900004	**MW-03**	SM 6200B	675871		
92585900005	**MW-89**	SM 6200B	675871		
92585900006	**MW-27**	SM 6200B	675871		
92585900007	**MW-35**	SM 6200B	675871		
92585900008	**EB-1-20220202**	SM 6200B	675871		
92585900009	**EB-2-20220202**	SM 6200B	675871		
92585900010	**FB-1-20220202**	SM 6200B	675871		
92585900011	**TRIP BLANK**	SM 6200B	675871		
92585900012	**MW-56**	SM 6200B	675871		
92585900013	**DUP-2-20220202**	SM 6200B	675871		
92585900014	**MW-97D**	SM 6200B	675871		
92585900015	**MW-33**	SM 6200B	675871		
92585900016	**MW-36**	SM 6200B	675871		
92585900017	**MW-57**	SM 6200B	675871		
92585900018	**MW-07D**	SM 6200B	675871		
92585900019	**MW-32**	SM 6200B	675871		
92585900020	**MW-25D**	SM 6200B	675871		
92585900021	**MW-87**	SM 6200B	675880		
92585900022	**MW-57D**	SM 6200B	675880		
92585900023	**MW-53**	SM 6200B	675880		

This report shall not be reproduced, except in full,
without the written consent of Pace Analytical Services, LLC.

Pace Analytical®	Document Name: Sample Condition Upon Receipt (SCUR)	Document Revised: November 15, 2021 Page 1 of 2
	Document No.: F-CAR-CS-033-Rev.08	Issuing Authority: Pace Carolinas Quality Office

Laboratory receiving samples:
Asheville ☐ Eden ☐ Greenwood ☐ Huntersville ☑ Raleigh ☐ Mechanicsville ☐ Atlanta ☐ Kernersville ☐

Sample Condition Upon Receipt

Client Name: AECOM

Project #: WO# : 92585900

92585900

Courier: ☐ Commercial ☐ Fed Ex ☐ Pace ☐ UPS ☐ USPS ☐ Other:____ ☑ Client

Custody Seal Present? ☐ Yes ☑ No **Seals Intact?** ☐ Yes ☑ No

Date/Initials Person Examining Contents: MG 7-3-22

Packing Material: ☐ Bubble Wrap ☑ Bubble Bags ☐ None ☐ Other

Biological Tissue Frozen? ☐ Yes ☐ No ☑ N/A

Thermometer: ☑ IR Gun ID: 92T064

Type of Ice: ☑ Wet ☐ Blue ☐ None

Cooler Temp: 4.2, 1.1 **Correction Factor:** Add/Subtract (°C) 0

Cooler Temp Corrected (°C): 4.2, 1.1

Temp should be above freezing to 6°C
☐ Samples out of temp criteria. Samples on ice, cooling process has begun

USDA Regulated Soil (☑ N/A, water sample)

Did samples originate in a quarantine zone within the United States: CA, NY, or SC (check maps)? ☐ Yes ☐ No

Did samples originate from a foreign source (internationally, including Hawaii and Puerto Rico)? ☐ Yes ☐ No

				Comments/Discrepancy:
Chain of Custody Present?	☑ Yes	☐ No	☐ N/A	1.
Samples Arrived within Hold Time?	☑ Yes	☐ No	☐ N/A	2.
Short Hold Time Analysis (<72 hr.)?	☐ Yes	☑ No	☐ N/A	3.
Rush Turn Around Time Requested?	☐ Yes	☐ No	☐ N/A	4.
Sufficient Volume?	☑ Yes	☐ No	☐ N/A	5.
Correct Containers Used?	☑ Yes	☐ No	☐ N/A	6.
-Pace Containers Used?	☑ Yes	☐ No	☐ N/A	
Containers Intact?	☑ Yes	☐ No	☐ N/A	7.
Dissolved analysis: Samples Field Filtered?	☐ Yes	☐ No	☑ N/A	8.
Sample Labels Match COC?	☑ Yes	☐ No	☐ N/A	9.
-Includes Date/Time/ID/Analysis Matrix: W1				
Headspace in VOA Vials (>5-6mm)?	☐ Yes	☑ No	☐ N/A	10.
Trip Blank Present?	☑ Yes	☐ No	☐ N/A	11.
Trip Blank Custody Seals Present?	☑ Yes	☐ No	☐ N/A	

COMMENTS/SAMPLE DISCREPANCY

Field Data Required? ☐ Yes ☐ No

Lot ID of split containers:

CLIENT NOTIFICATION/RESOLUTION

Person contacted: _____ Date/Time: _____

Project Manager SCURF Review: _____ **Date:** _____

Project Manager SRF Review: _____ **Date:** _____

***Check mark top half of box if pH and/or dechlorination is verified and within the acceptance range for preservation samples.**

Exceptions: VOA, Coliform, TOC, Oil and Grease, DRO/8015 (water) DOC, LLHg

****Bottom half of box is to list number of bottles**

Project # **WO# : 92585900**

PM: BV Due Date: 02/08/22

CLIENT: 92-AECOM CHA

Item#	BP4U-125 mL Plastic Unpreserved (N/A) (Cl-)	BP3U-250 mL Plastic Unpreserved (N/A)	BP2U-500 mL Plastic Unpreserved (N/A)	BP1U-1 liter Plastic Unpreserved (N/A)	BP4S-125 mL Plastic H2SO4 (pH < 2) (Cl-)	BP3N-250 mL plastic HNO3 (pH < 2)	BP4Z-125 mL Plastic ZN Acetate & NaOH (>9)	BP4B-125 mL Plastic NaOH (pH > 12) (Cl-)	WGFU-Wide-mouthed Glass jar Unpreserved	AG1U-1 liter Amber Unpreserved (N/A) (Cl-)	AG1H-1 liter Amber HCl (pH < 2)	AG3U-250 mL Amber Unpreserved (N/A) (Cl-)	AG1S-1 liter Amber H2SO4 (pH < 2)	AG3S-250 mL Amber H2SO4 (pH < 2)	AG3A(DG3A)-250 mL Amber NH4Cl (N/A)(Cl-)	DG9H-40 mL VOA HCl (N/A)	VG9T-40 mL VOA Na2S2O3 (N/A)	VG9U-40 mL VOA Unpreserved (N/A)	DG9P-40 mL VOA H3PO4 (N/A)	VOAK (3 vials per kit)-5035 kit (N/A)	V/GK(3 vials per kit)-VPH/Gas kit (N/A)	SP5T-125 mL Sterile Plastic (N/A – lab)	SP2T-250 mL Sterile Plastic (N/A – lab)		BP3A-250 mL Plastic (NH2)2SO4 (9.3-9.7)	AG0U-100 mL Amber Unpreserved vials (N/A)	VSGU-20 mL Scintillation vials (N/A)	DG9U-40 mL Amber Unpreserved vials (N/A)
1						1										7													
2						1										7													
3						1										7													
4						1										7													
5						1										7													
6						1										7													
7						1										7													
8						1										7													
9						1										7													
10																7													
11																4													
12																													

pH Adjustment Log for Preserved Samples

Sample ID	Type of Preservative	pH upon receipt	Date preservation adjusted	Time preservation adjusted	Amount of Preservative added	Lot #

Note: Whenever there is a discrepancy affecting North Carolina compliance samples, a copy of this form will be sent to the North Carolina DEHNR Certification Office (i.e. Out of hold, incorrect preservative, out of temp, incorrect containers.

***Check mark top half of box if pH and/or dechlorination is verified and within the acceptance range for preservation samples.**

Exceptions: VOA, Coliform, TOC, Oil and Grease, DRO/8015 (water) DOC, LLHg

****Bottom half of box is to list number of bottles**

Project # **WO# : 92585900**

PM: BV Due Date: 02/08/22

CLIENT: 92-AECOM CHA

Item#	BP4U-125 mL Plastic Unpreserved (N/A) (Cl-)	BP3U-250 mL Plastic Unpreserved (N/A)	BP2U-500 mL Plastic Unpreserved (N/A)	BP1U-1 liter Plastic Unpreserved (N/A)	BP4S-125 mL Plastic H2SO4 (pH < 2) (Cl-)	BP3N-250 mL plastic HNO3 (pH < 2)	BP4Z-125 mL Plastic ZN Acetate & NaOH (>9)	BP4B-125 mL Plastic NaOH (pH > 12) (Cl-)	WGFU-Wide-mouthed Glass jar Unpreserved	AG1U-1 liter Amber Unpreserved (N/A) (Cl-)	AG1H-1 liter Amber HCl (pH < 2)	AG3U-250 mL Amber Unpreserved (N/A) (Cl-)	AG1S-1 liter Amber H2SO4 (pH < 2)	AG3S-250 mL Amber H2SO4 (pH < 2)	AG3A(DG3A)-250 mL Amber NH4Cl (N/A)(Cl-)	DG9H-40 mL VOA HCl (N/A)	VG9T-40 mL VOA Na2S2O3 (N/A)	VG9U-40 mL VOA Unpreserved (N/A)	DG9P-40 mL VOA H3PO4 (N/A)	VOAK (3 vials per kit)-5035 kit (N/A)	V/GK (3 vials per kit)-VPH/Gas kit (N/A)	SP5T-125 mL Sterile Plastic (N/A – lab)	SP2T-250 mL Sterile Plastic (N/A – lab)		BP3A-250 mL Plastic (NH2)2SO4 (9.3-9.7)	AG0U-100 mL Amber Unpreserved vials (N/A)	VSGU-20 mL Scintillation vials (N/A)	DG9U-40 mL Amber Unpreserved vials (N/A)
1																													
2																													
3																													
4																													
5																													
6																													
7																													
8																													
9																													
10																													
11																													
12																													

pH Adjustment Log for Preserved Samples

Sample ID	Type of Preservative	pH upon receipt	Date preservation adjusted	Time preservation adjusted	Amount of Preservative added	Lot #

Note: Whenever there is a discrepancy affecting North Carolina compliance samples, a copy of this form will be sent to the North Carolina DEHNR Certification Office (i.e. Out of hold, incorrect preservative, out of temp, incorrect containers.

Yellow

Pace Analytical
WWW.PACELABS.COM

CHAIN-OF-CUSTODY / Analytical Request Document

The Chain-of-Custody is a LEGAL DOCUMENT. All relevant fields must be completed accurately.

Submitting a sample via this chain of custody constitutes acknowledgment and acceptance of the Pace Terms and Conditions found at https://info.pacelabs.com/hubfs/pas-standard-terms.pdf.

Page : 1 Of 2

Section A Required Client Information:		Section B Required Project Information:		Section C Invoice Information:	
Company:	AECOM	Report To:	Andy Wreschnig	Attention:	
Address:	6000 Fairview Road	Copy To:		Company Name:	
Suite 200, Charlotte, NC 28210				Address:	
Email:	andrew.wreschnig@aecom.com	Purchase Order #:		Pace Quote:	60639876
Phone:	(704)716-0757 Fax	Project Name:	CPC Huntersville-60639876	Pace Project Manager:	bonnie.vang@pacelabs.com,
Requested Due Date:		Project #:		Pace Profile #:	8458

Regulatory Agency

State / Location: NC

ITEM #	SAMPLE ID (One Character per box. (A-Z, 0-9 / , -) Sample Ids must be unique)	MATRIX CODE (see valid codes to left)	SAMPLE TYPE (G=GRAB C=COMP)	COLLECTED START DATE	COLLECTED START TIME	COLLECTED END DATE	COLLECTED END TIME	SAMPLE TEMP AT COLLECTION	# OF CONTAINERS	Preservatives: Unpreserved	H2SO4	HNO3	HCl	NaOH	Na2S2O3	Methanol	Other	Analyses Test Y/N	6200B	VPH	6010-Pb	n-butanol by 8015	Trip BLANK	DI Water	Residual Chlorine (Y/N)
1	MW-34	WT	G	2/1/22	1530				8			X	X						X	X	X				
2	MW-05	"	"	"	1500				"			"	"						"	"	"				
3	MW-94	"	"	"	1530				"			"	"						"	"	"				
4	MW-03	"	"	"	1550				"			"	"						"	"	"				
5	MW-89	"	"	"	1600				"			"	"						"	"	"				
6	MW-27	"	"	"	1650				"			"	"						"	"	"				
7	MW-35	"	"	"	1610				"			"	"						"	"	"				
8	EB-1-20220202	"	"	"	1630				"			"	"						"	"	"				
9	EB-2-20220202	"	"	"	1630				"			"	"												
10	FB-1-20220202	"	"	"	1700				7				X						X	X					
11	Trip Blank	Lab	Provided						4														X		
12																									

ADDITIONAL COMMENTS	RELINQUISHED BY / AFFILIATION	DATE	TIME	ACCEPTED BY / AFFILIATION	DATE	TIME	SAMPLE CONDITIONS: TEMP in C	Received on Ice (Y/N)	Custody Sealed Cooler (Y/N)	Samples Intact (Y/N)
	Mike de Kozlowski / AECOM	2/2/22	1715	MJD Pace HLV	2-2-22	17:57	4.2	Y	N	Y
							1.1			

SAMPLER NAME AND SIGNATURE

PRINT Name of SAMPLER: Mike de Kozlowski

SIGNATURE of SAMPLER: Mike de Kozlowski DATE Signed: 2/2/22

Yellow

Pace Analytical
WWW.PACELABS.COM

CHAIN-OF-CUSTODY / Analytical Request Document

The Chain-of-Custody is a LEGAL DOCUMENT. All relevant fields must be completed accurately.

Submitting a sample via this chain of custody constitutes acknowledgment and acceptance of the Pace Terms and Conditions found at https://info.pacelabs.com/hubfs/pas-standard-terms.pdf.

Page : 2 of 2

Section A — Required Client Information:

Company:	AECOM
Address:	6000 Fairview Road
	Suite 200, Charlotte, NC 28210
Email:	andrew.wreschnig@aecom.com
Phone: (704)716-0757	Fax
Requested Due Date:	

Section B — Required Project Information:

Report To:	Andy Wreschnig
Copy To:	
Purchase Order #:	
Project Name:	CPC Huntersville-60639876
Project #:	

Section C — Invoice Information:

Attention:	
Company Name:	
Address:	
Pace Quote:	60639876
Pace Project Manager:	bonnie.vang@pacelabs.com,
Pace Profile #:	8458

Regulatory Agency:

State / Location: NC

SAMPLE ID — One Character per box. (A-Z, 0-9 / , -) Sample Ids must be unique

MATRIX CODE: Drinking Water DW; Water WT; Waste Water WW; Product P; Soil/Solid SL; Oil OL; Wipe WP; Air AR; Other OT; Tissue TS

ITEM #	SAMPLE ID	MATRIX CODE (see valid codes to left)	SAMPLE TYPE (G=GRAB C=COMP)	COLLECTED START DATE	COLLECTED START TIME	COLLECTED END DATE	COLLECTED END TIME	SAMPLE TEMP AT COLLECTION	# OF CONTAINERS	Preservatives: Unpreserved	H2SO4	HNO3	HCl	NaOH	Na2S2O3	Methanol	Other	Analyses Test Y/N	6200B	VPH	6010-Pb	n-butanol by 8015	Trip BLANK	DI Water	Residual Chlorine (Y/N)
1	MW-56	WT	G	2/2/22	0950				8			X	X						X	X	X				
2	DUP-2-20220202	"	"	"	--				"			"	"												
3	MW-97D	"	"	"	0955				"			"	"												
4	MW-33	"	"	"	1025				"			"	"												
5	MW-36	"	"	"	1100				"			"	"												
6	MW-57	"	"	"	1155				"			"	"												
7	MW07D	"	"	"	1150				"			"	"												
8	MW-32	"	"	"	1255				"			"	"												
9	MW-25D	"	"	"	1330				"			"	"												
10	MW-87	"	"	"	1335				"			"	"												
11	MW-57D	"	"	"	1345				"			"	"												
12	MW-53	"	"	"	1315				"			"	"												

ADDITIONAL COMMENTS	RELINQUISHED BY / AFFILIATION	DATE	TIME	ACCEPTED BY / AFFILIATION	DATE	TIME	SAMPLE CONDITIONS: TEMP in C	Received on Ice (Y/N)	Custody Sealed Cooler (Y/N)	Samples Intact (Y/N)
	Mike de Kozlowski / AECOM	2/2/22	1715	MDG Pace HV	2.2.22	1757	4.2	Y	N	Y
							4.1			

SAMPLER NAME AND SIGNATURE

PRINT Name of SAMPLER: Mike de Kozlowski

SIGNATURE of SAMPLER: Mike de Kozlowski

DATE Signed: 2/2/22

Pace Analytical Services, LLC
9800 Kincey Ave. Suite 100
Huntersville, NC 28078
(704)875-9092

February 14, 2022

Andrew Wreschnig
AECOM
6000 Fairview Road
Suite 200
Charlotte, NC 28210

RE: Project: CPC Huntersville-60674226
Pace Project No.: 92586178

Dear Andrew Wreschnig:

Enclosed are the analytical results for sample(s) received by the laboratory on February 03, 2022. The results relate only to the samples included in this report. Results reported herein conform to the applicable TNI/NELAC Standards and the laboratory's Quality Manual, where applicable, unless otherwise noted in the body of the report.

The test results provided in this final report were generated by each of the following laboratories within the Pace Network:

- Pace Analytical Services - Asheville
- Pace Analytical Services - Charlotte

If you have any questions concerning this report, please feel free to contact me.

Sincerely,

Bonnie Vang
bonnie.vang@pacelabs.com
(704)875-9092
Project Manager

Enclosures

cc: Teresa Amentt Jennings, AECOM
Jeff Morrison, Colonial Pipeline Company

This report shall not be reproduced, except in full,
without the written consent of Pace Analytical Services, LLC.

Pace Analytical Services, LLC
9800 Kincey Ave. Suite 100
Huntersville, NC 28078
(704)875-9092

CERTIFICATIONS

Project: CPC Huntersville-60674226
Pace Project No.: 92586178

Pace Analytical Services Charlotte

South Carolina Laboratory ID: 99006
9800 Kincey Ave. Ste 100, Huntersville, NC 28078
North Carolina Drinking Water Certification #: 37706
North Carolina Field Services Certification #: 5342
North Carolina Wastewater Certification #: 12
South Carolina Laboratory ID: 99006
South Carolina Certification #: 99006001
South Carolina Drinking Water Cert. #: 99006003
Florida/NELAP Certification #: E87627
Kentucky UST Certification #: 84
Louisiana DoH Drinking Water #: LA029
Virginia/VELAP Certification #: 460221

Pace Analytical Services Asheville

2225 Riverside Drive, Asheville, NC 28804
Florida/NELAP Certification #: E87648
North Carolina Drinking Water Certification #: 37712
North Carolina Wastewater Certification #: 40
South Carolina Laboratory ID: 99030
South Carolina Certification #: 99030001
Virginia/VELAP Certification #: 460222

This report shall not be reproduced, except in full,
without the written consent of Pace Analytical Services, LLC.

Pace Analytical Services, LLC
9800 Kincey Ave. Suite 100
Huntersville, NC 28078
(704)875-9092

SAMPLE SUMMARY

Project: CPC Huntersville-60674226
Pace Project No.: 92586178

Lab ID	Sample ID	Matrix	Date Collected	Date Received
92586178001	**MW-92**	Water	02/03/22 13:20	02/03/22 17:45
92586178002	**MW-09**	Water	02/03/22 14:15	02/03/22 17:45
92586178003	**MW-52**	Water	02/03/22 14:30	02/03/22 17:45
92586178004	**MW-71**	Water	02/03/22 14:40	02/03/22 17:45
92586178005	**MW-95**	Water	02/03/22 14:50	02/03/22 17:45
92586178006	**MW-15**	Water	02/03/22 15:05	02/03/22 17:45
92586178007	**MW-96**	Water	02/03/22 16:15	02/03/22 17:45
92586178008	**EB-1-20220203**	Water	02/03/22 16:00	02/03/22 17:45
92586178009	**MW-61D**	Water	02/03/22 16:45	02/03/22 17:45
92586178010	**MW-69**	Water	02/03/22 15:20	02/03/22 17:45
92586178011	**EB-2-20220203**	Water	02/03/22 17:00	02/03/22 17:45
92586178012	**MW-43**	Water	02/03/22 15:05	02/03/22 17:45
92586178013	**MW-01**	Water	02/03/22 10:20	02/03/22 17:45
92586178014	**MW-02**	Water	02/03/22 10:40	02/03/22 17:45
92586178015	**MW-04**	Water	02/03/22 10:35	02/03/22 17:45
92586178016	**MW-04D**	Water	02/03/22 10:55	02/03/22 17:45
92586178017	**MW-58**	Water	02/03/22 11:00	02/03/22 17:45
92586178018	**MW-06**	Water	02/03/22 11:35	02/03/22 17:45
92586178019	**MW-30**	Water	02/03/22 12:20	02/03/22 17:45
92586178020	**MW-12**	Water	02/03/22 12:45	02/03/22 17:45
92586178021	**MW-88**	Water	02/03/22 13:05	02/03/22 17:45
92586178022	**MW-59**	Water	02/03/22 12:30	02/03/22 17:45
92586178023	**MW-93**	Water	02/03/22 12:45	02/03/22 17:45
92586178024	**MW-36DR**	Water	02/03/22 13:05	02/03/22 17:45
92586178025	**DUP-1-20220203**	Water	02/03/22 00:00	02/03/22 17:45
92586178026	**DUP-2-20220203**	Water	02/03/22 00:00	02/03/22 17:45
92586178027	**FB-1-20220203**	Water	02/03/22 16:10	02/03/22 17:45
92586178028	**FB-2-20220203**	Water	02/03/22 17:00	02/03/22 17:45

This report shall not be reproduced, except in full,
without the written consent of Pace Analytical Services, LLC.

Pace Analytical Services, LLC
9800 Kincey Ave. Suite 100
Huntersville, NC 28078
(704)875-9092

SAMPLE ANALYTE COUNT

Project: CPC Huntersville-60674226
Pace Project No.: 92586178

Lab ID	Sample ID	Method	Analysts	Analytes Reported	Laboratory
92586178001	**MW-92**	MADEP VPH	MAD	6	PASI-C
		EPA 6010D	DS	1	PASI-A
		SM 6200B	SAS	63	PASI-C
92586178002	**MW-09**	MADEP VPH	MAD	6	PASI-C
		EPA 6010D	CBV	1	PASI-A
		SM 6200B	SAS	63	PASI-C
92586178003	**MW-52**	MADEP VPH	MAD	6	PASI-C
		EPA 6010D	CBV	1	PASI-A
		SM 6200B	SAS	63	PASI-C
92586178004	**MW-71**	MADEP VPH	MAD	6	PASI-C
		EPA 6010D	CBV	1	PASI-A
		SM 6200B	SAS	63	PASI-C
92586178005	**MW-95**	MADEP VPH	MAD	6	PASI-C
		EPA 6010D	CBV	1	PASI-A
		SM 6200B	SAS	63	PASI-C
92586178006	**MW-15**	MADEP VPH	MAD	6	PASI-C
		EPA 6010D	CBV	1	PASI-A
		SM 6200B	SAS	63	PASI-C
92586178007	**MW-96**	MADEP VPH	MAD	6	PASI-C
		EPA 6010D	CBV	1	PASI-A
		SM 6200B	SAS	63	PASI-C
92586178008	**EB-1-20220203**	MADEP VPH	MAD	6	PASI-C
		SM 6200B	SAS	63	PASI-C
92586178009	**MW-61D**	MADEP VPH	MAD	6	PASI-C
		EPA 6010D	CBV	1	PASI-A
		SM 6200B	SAS	63	PASI-C
92586178010	**MW-69**	MADEP VPH	MAD	6	PASI-C
		EPA 6010D	RDT	1	PASI-A
		SM 6200B	SAS	63	PASI-C
92586178011	**EB-2-20220203**	MADEP VPH	MAD	6	PASI-C
		EPA 6010D	RDT	1	PASI-A
		SM 6200B	SAS	63	PASI-C
92586178012	**MW-43**	MADEP VPH	MAD	6	PASI-C
		EPA 6010D	RDT	1	PASI-A
		SM 6200B	SAS	63	PASI-C
92586178013	**MW-01**	MADEP VPH	MAD	6	PASI-C
		EPA 6010D	RDT	1	PASI-A

This report shall not be reproduced, except in full,
without the written consent of Pace Analytical Services, LLC.

Pace Analytical Services, LLC
9800 Kincey Ave. Suite 100
Huntersville, NC 28078
(704)875-9092

SAMPLE ANALYTE COUNT

Project: CPC Huntersville-60674226
Pace Project No.: 92586178

Lab ID	Sample ID	Method	Analysts	Analytes Reported	Laboratory
		SM 6200B	SAS	63	PASI-C
92586178014	MW-02	MADEP VPH	MAD	6	PASI-C
		EPA 6010D	RDT	1	PASI-A
		SM 6200B	SAS	63	PASI-C
92586178015	MW-04	MADEP VPH	MAD	6	PASI-C
		EPA 6010D	RDT	1	PASI-A
		SM 6200B	SAS	63	PASI-C
92586178016	MW-04D	MADEP VPH	MAD	6	PASI-C
		EPA 6010D	RDT	1	PASI-A
		SM 6200B	SAS	63	PASI-C
92586178017	MW-58	MADEP VPH	MAD	6	PASI-C
		EPA 6010D	RDT	1	PASI-A
		SM 6200B	SAS	63	PASI-C
92586178018	MW-06	MADEP VPH	MAD	6	PASI-C
		EPA 6010D	RDT	1	PASI-A
		SM 6200B	SAS	63	PASI-C
92586178019	MW-30	MADEP VPH	MAD	6	PASI-C
		EPA 6010D	RDT	1	PASI-A
		SM 6200B	SAS	63	PASI-C
92586178020	MW-12	MADEP VPH	MAD	6	PASI-C
		EPA 6010D	RDT	1	PASI-A
		SM 6200B	SAS	63	PASI-C
92586178021	MW-88	MADEP VPH	MAD	6	PASI-C
		EPA 6010D	RDT	1	PASI-A
		SM 6200B	SAS	63	PASI-C
92586178022	MW-59	MADEP VPH	MAD	6	PASI-C
		EPA 6010D	RDT	1	PASI-A
		SM 6200B	SAS	63	PASI-C
92586178023	MW-93	MADEP VPH	MAD	6	PASI-C
		EPA 6010D	DS	1	PASI-A
		SM 6200B	SAS	63	PASI-C
92586178024	MW-36DR	MADEP VPH	MAD	6	PASI-C
		EPA 6010D	RDT	1	PASI-A
		SM 6200B	SAS	63	PASI-C
92586178025	DUP-1-20220203	MADEP VPH	MAD	6	PASI-C
		EPA 6010D	RDT	1	PASI-A
		SM 6200B	SAS	63	PASI-C

This report shall not be reproduced, except in full,
without the written consent of Pace Analytical Services, LLC.

Pace Analytical Services, LLC
9800 Kincey Ave. Suite 100
Huntersville, NC 28078
(704)875-9092

SAMPLE ANALYTE COUNT

Project: CPC Huntersville-60674226
Pace Project No.: 92586178

Lab ID	Sample ID	Method	Analysts	Analytes Reported	Laboratory
92586178026	**DUP-2-20220203**	MADEP VPH	MAD	6	PASI-C
		EPA 6010D	DS	1	PASI-A
		SM 6200B	SAS	63	PASI-C
92586178027	**FB-1-20220203**	MADEP VPH	MAD	6	PASI-C
		SM 6200B	SAS	63	PASI-C
92586178028	**FB-2-20220203**	MADEP VPH	MAD	6	PASI-C
		SM 6200B	SAS	63	PASI-C

PASI-A = Pace Analytical Services - Asheville
PASI-C = Pace Analytical Services - Charlotte

This report shall not be reproduced, except in full,
without the written consent of Pace Analytical Services, LLC.

Pace Analytical Services, LLC
9800 Kincey Ave. Suite 100
Huntersville, NC 28078
(704)875-9092

ANALYTICAL RESULTS

Project: CPC Huntersville-60674226
Pace Project No.: 92586178

Sample: MW-92 **Lab ID: 92586178001** Collected: 02/03/22 13:20 Received: 02/03/22 17:45 Matrix: Water

Parameters	Results	Units	Report Limit	MDL	DF	Prepared	Analyzed	CAS No.	Qual
VPH NC Water	Analytical Method: MADEP VPH Pace Analytical Services - Charlotte								
Total VPH (C5-C12)	ND	ug/L	50.0	50.0	1		02/05/22 06:52		N2
Aliphatic (C05-C08)	ND	ug/L	50.0	50.0	1		02/05/22 06:52		N2
Aliphatic(C09-C12) Adjusted	ND	ug/L	50.0	50.0	1		02/05/22 06:52		N2
Aromatic (C09-C10)	ND	ug/L	50.0	50.0	1		02/05/22 06:52		N2
Surrogates									
4-Bromofluorobenzene (FID) (S)	100	%	70-130		1		02/05/22 06:52	460-00-4	
4-Bromofluorobenzene (PID) (S)	95	%	70-130		1		02/05/22 06:52	460-00-4	
6010 MET ICP	Analytical Method: EPA 6010D Preparation Method: EPA 3010A Pace Analytical Services - Asheville								
Lead	**13.3**	ug/L	5.0	4.5	1	02/09/22 01:01	02/09/22 10:58	7439-92-1	
6200B MSV	Analytical Method: SM 6200B Pace Analytical Services - Charlotte								
Benzene	ND	ug/L	0.50	0.34	1		02/05/22 01:32	71-43-2	
Bromobenzene	ND	ug/L	0.50	0.29	1		02/05/22 01:32	108-86-1	
Bromochloromethane	ND	ug/L	0.50	0.47	1		02/05/22 01:32	74-97-5	
Bromodichloromethane	ND	ug/L	0.50	0.31	1		02/05/22 01:32	75-27-4	
Bromoform	ND	ug/L	0.50	0.34	1		02/05/22 01:32	75-25-2	
Bromomethane	ND	ug/L	5.0	1.7	1		02/05/22 01:32	74-83-9	IH
n-Butylbenzene	ND	ug/L	0.50	0.49	1		02/05/22 01:32	104-51-8	
sec-Butylbenzene	ND	ug/L	0.50	0.40	1		02/05/22 01:32	135-98-8	
tert-Butylbenzene	ND	ug/L	0.50	0.32	1		02/05/22 01:32	98-06-6	
Carbon tetrachloride	ND	ug/L	0.50	0.33	1		02/05/22 01:32	56-23-5	
Chlorobenzene	ND	ug/L	0.50	0.28	1		02/05/22 01:32	108-90-7	
Chloroethane	ND	ug/L	1.0	0.65	1		02/05/22 01:32	75-00-3	
Chloroform	ND	ug/L	0.50	0.35	1		02/05/22 01:32	67-66-3	
Chloromethane	ND	ug/L	1.0	0.54	1		02/05/22 01:32	74-87-3	
2-Chlorotoluene	ND	ug/L	0.50	0.32	1		02/05/22 01:32	95-49-8	
4-Chlorotoluene	ND	ug/L	0.50	0.32	1		02/05/22 01:32	106-43-4	
1,2-Dibromo-3-chloropropane	ND	ug/L	1.0	0.34	1		02/05/22 01:32	96-12-8	
Dibromochloromethane	ND	ug/L	0.50	0.36	1		02/05/22 01:32	124-48-1	
1,2-Dibromoethane (EDB)	ND	ug/L	0.50	0.27	1		02/05/22 01:32	106-93-4	
Dibromomethane	ND	ug/L	0.50	0.39	1		02/05/22 01:32	74-95-3	
1,2-Dichlorobenzene	ND	ug/L	0.50	0.34	1		02/05/22 01:32	95-50-1	
1,3-Dichlorobenzene	ND	ug/L	0.50	0.34	1		02/05/22 01:32	541-73-1	
1,4-Dichlorobenzene	ND	ug/L	0.50	0.33	1		02/05/22 01:32	106-46-7	
Dichlorodifluoromethane	ND	ug/L	0.50	0.35	1		02/05/22 01:32	75-71-8	
1,1-Dichloroethane	ND	ug/L	0.50	0.37	1		02/05/22 01:32	75-34-3	
1,2-Dichloroethane	ND	ug/L	0.50	0.32	1		02/05/22 01:32	107-06-2	
1,1-Dichloroethene	ND	ug/L	0.50	0.35	1		02/05/22 01:32	75-35-4	
cis-1,2-Dichloroethene	ND	ug/L	0.50	0.38	1		02/05/22 01:32	156-59-2	
trans-1,2-Dichloroethene	ND	ug/L	0.50	0.40	1		02/05/22 01:32	156-60-5	
1,2-Dichloropropane	ND	ug/L	0.50	0.36	1		02/05/22 01:32	78-87-5	
1,3-Dichloropropane	ND	ug/L	0.50	0.28	1		02/05/22 01:32	142-28-9	

REPORT OF LABORATORY ANALYSIS

This report shall not be reproduced, except in full,
without the written consent of Pace Analytical Services, LLC.

Pace Analytical Services, LLC
9800 Kincey Ave. Suite 100
Huntersville, NC 28078
(704)875-9092

ANALYTICAL RESULTS

Project: CPC Huntersville-60674226
Pace Project No.: 92586178

Sample: MW-92 **Lab ID: 92586178001** Collected: 02/03/22 13:20 Received: 02/03/22 17:45 Matrix: Water

Parameters	Results	Units	Report Limit	MDL	DF	Prepared	Analyzed	CAS No.	Qual
6200B MSV	Analytical Method: SM 6200B Pace Analytical Services - Charlotte								
2,2-Dichloropropane	ND	ug/L	0.50	0.39	1		02/05/22 01:32	594-20-7	
1,1-Dichloropropene	ND	ug/L	0.50	0.43	1		02/05/22 01:32	563-58-6	
cis-1,3-Dichloropropene	ND	ug/L	0.50	0.36	1		02/05/22 01:32	10061-01-5	
trans-1,3-Dichloropropene	ND	ug/L	0.50	0.36	1		02/05/22 01:32	10061-02-6	
Diisopropyl ether	ND	ug/L	0.50	0.31	1		02/05/22 01:32	108-20-3	
Ethylbenzene	ND	ug/L	0.50	0.30	1		02/05/22 01:32	100-41-4	
Hexachloro-1,3-butadiene	ND	ug/L	2.0	1.5	1		02/05/22 01:32	87-68-3	
Isopropylbenzene (Cumene)	ND	ug/L	0.50	0.33	1		02/05/22 01:32	98-82-8	
Methylene Chloride	ND	ug/L	2.0	2.0	1		02/05/22 01:32	75-09-2	
Methyl-tert-butyl ether	ND	ug/L	0.50	0.42	1		02/05/22 01:32	1634-04-4	
Naphthalene	ND	ug/L	2.0	0.64	1		02/05/22 01:32	91-20-3	
n-Propylbenzene	ND	ug/L	0.50	0.34	1		02/05/22 01:32	103-65-1	
Styrene	ND	ug/L	0.50	0.29	1		02/05/22 01:32	100-42-5	
1,1,1,2-Tetrachloroethane	ND	ug/L	0.50	0.31	1		02/05/22 01:32	630-20-6	
1,1,2,2-Tetrachloroethane	ND	ug/L	0.50	0.22	1		02/05/22 01:32	79-34-5	
Tetrachloroethene	ND	ug/L	0.50	0.29	1		02/05/22 01:32	127-18-4	
Toluene	ND	ug/L	0.50	0.48	1		02/05/22 01:32	108-88-3	
1,2,3-Trichlorobenzene	ND	ug/L	2.0	0.81	1		02/05/22 01:32	87-61-6	
1,2,4-Trichlorobenzene	ND	ug/L	2.0	0.64	1		02/05/22 01:32	120-82-1	
1,1,1-Trichloroethane	ND	ug/L	0.50	0.33	1		02/05/22 01:32	71-55-6	
1,1,2-Trichloroethane	ND	ug/L	0.50	0.32	1		02/05/22 01:32	79-00-5	
Trichloroethene	ND	ug/L	0.50	0.38	1		02/05/22 01:32	79-01-6	
Trichlorofluoromethane	ND	ug/L	1.0	0.30	1		02/05/22 01:32	75-69-4	
1,2,3-Trichloropropane	ND	ug/L	0.50	0.26	1		02/05/22 01:32	96-18-4	
1,2,4-Trimethylbenzene	ND	ug/L	0.50	0.50	1		02/05/22 01:32	95-63-6	
1,3,5-Trimethylbenzene	ND	ug/L	0.50	0.33	1		02/05/22 01:32	108-67-8	
Vinyl chloride	ND	ug/L	1.0	0.39	1		02/05/22 01:32	75-01-4	
m&p-Xylene	ND	ug/L	1.0	0.71	1		02/05/22 01:32	179601-23-1	
o-Xylene	ND	ug/L	0.50	0.34	1		02/05/22 01:32	95-47-6	
Surrogates									
1,2-Dichloroethane-d4 (S)	99	%	70-130		1		02/05/22 01:32	17060-07-0	
4-Bromofluorobenzene (S)	95	%	70-130		1		02/05/22 01:32	460-00-4	
Toluene-d8 (S)	98	%	70-130		1		02/05/22 01:32	2037-26-5	

REPORT OF LABORATORY ANALYSIS

This report shall not be reproduced, except in full,
without the written consent of Pace Analytical Services, LLC.

Pace Analytical Services, LLC
9800 Kincey Ave. Suite 100
Huntersville, NC 28078
(704)875-9092

ANALYTICAL RESULTS

Project: CPC Huntersville-60674226
Pace Project No.: 92586178

Sample: MW-09 **Lab ID: 92586178002** Collected: 02/03/22 14:15 Received: 02/03/22 17:45 Matrix: Water

Parameters	Results	Units	Report Limit	MDL	DF	Prepared	Analyzed	CAS No.	Qual
VPH NC Water	Analytical Method: MADEP VPH Pace Analytical Services - Charlotte								
Total VPH (C5-C12)	ND	ug/L	50.0	50.0	1		02/05/22 07:21		N2
Aliphatic (C05-C08)	ND	ug/L	50.0	50.0	1		02/05/22 07:21		N2
Aliphatic(C09-C12) Adjusted	ND	ug/L	50.0	50.0	1		02/05/22 07:21		N2
Aromatic (C09-C10)	ND	ug/L	50.0	50.0	1		02/05/22 07:21		N2
Surrogates									
4-Bromofluorobenzene (FID) (S)	98	%	70-130		1		02/05/22 07:21	460-00-4	
4-Bromofluorobenzene (PID) (S)	93	%	70-130		1		02/05/22 07:21	460-00-4	
6010 MET ICP	Analytical Method: EPA 6010D Preparation Method: EPA 3010A Pace Analytical Services - Asheville								
Lead	ND	ug/L	5.0	4.5	1	02/05/22 17:30	02/07/22 15:20	7439-92-1	
6200B MSV	Analytical Method: SM 6200B Pace Analytical Services - Charlotte								
Benzene	ND	ug/L	0.50	0.34	1		02/08/22 00:53	71-43-2	
Bromobenzene	ND	ug/L	0.50	0.29	1		02/08/22 00:53	108-86-1	
Bromochloromethane	ND	ug/L	0.50	0.47	1		02/08/22 00:53	74-97-5	
Bromodichloromethane	ND	ug/L	0.50	0.31	1		02/08/22 00:53	75-27-4	
Bromoform	ND	ug/L	0.50	0.34	1		02/08/22 00:53	75-25-2	
Bromomethane	ND	ug/L	5.0	1.7	1		02/08/22 00:53	74-83-9	IH,M1
n-Butylbenzene	ND	ug/L	0.50	0.49	1		02/08/22 00:53	104-51-8	
sec-Butylbenzene	ND	ug/L	0.50	0.40	1		02/08/22 00:53	135-98-8	
tert-Butylbenzene	ND	ug/L	0.50	0.32	1		02/08/22 00:53	98-06-6	
Carbon tetrachloride	ND	ug/L	0.50	0.33	1		02/08/22 00:53	56-23-5	
Chlorobenzene	ND	ug/L	0.50	0.28	1		02/08/22 00:53	108-90-7	
Chloroethane	ND	ug/L	1.0	0.65	1		02/08/22 00:53	75-00-3	
Chloroform	ND	ug/L	0.50	0.35	1		02/08/22 00:53	67-66-3	
Chloromethane	ND	ug/L	1.0	0.54	1		02/08/22 00:53	74-87-3	
2-Chlorotoluene	ND	ug/L	0.50	0.32	1		02/08/22 00:53	95-49-8	
4-Chlorotoluene	ND	ug/L	0.50	0.32	1		02/08/22 00:53	106-43-4	
1,2-Dibromo-3-chloropropane	ND	ug/L	1.0	0.34	1		02/08/22 00:53	96-12-8	
Dibromochloromethane	ND	ug/L	0.50	0.36	1		02/08/22 00:53	124-48-1	
1,2-Dibromoethane (EDB)	ND	ug/L	0.50	0.27	1		02/08/22 00:53	106-93-4	
Dibromomethane	ND	ug/L	0.50	0.39	1		02/08/22 00:53	74-95-3	
1,2-Dichlorobenzene	ND	ug/L	0.50	0.34	1		02/08/22 00:53	95-50-1	
1,3-Dichlorobenzene	ND	ug/L	0.50	0.34	1		02/08/22 00:53	541-73-1	
1,4-Dichlorobenzene	ND	ug/L	0.50	0.33	1		02/08/22 00:53	106-46-7	
Dichlorodifluoromethane	ND	ug/L	0.50	0.35	1		02/08/22 00:53	75-71-8	
1,1-Dichloroethane	ND	ug/L	0.50	0.37	1		02/08/22 00:53	75-34-3	
1,2-Dichloroethane	ND	ug/L	0.50	0.32	1		02/08/22 00:53	107-06-2	
1,1-Dichloroethene	ND	ug/L	0.50	0.35	1		02/08/22 00:53	75-35-4	
cis-1,2-Dichloroethene	ND	ug/L	0.50	0.38	1		02/08/22 00:53	156-59-2	
trans-1,2-Dichloroethene	ND	ug/L	0.50	0.40	1		02/08/22 00:53	156-60-5	
1,2-Dichloropropane	ND	ug/L	0.50	0.36	1		02/08/22 00:53	78-87-5	
1,3-Dichloropropane	ND	ug/L	0.50	0.28	1		02/08/22 00:53	142-28-9	

REPORT OF LABORATORY ANALYSIS

This report shall not be reproduced, except in full,
without the written consent of Pace Analytical Services, LLC.

Pace Analytical Services, LLC
9800 Kincey Ave. Suite 100
Huntersville, NC 28078
(704)875-9092

ANALYTICAL RESULTS

Project: CPC Huntersville-60674226
Pace Project No.: 92586178

Sample: MW-09 **Lab ID: 92586178002** Collected: 02/03/22 14:15 Received: 02/03/22 17:45 Matrix: Water

Parameters	Results	Units	Report Limit	MDL	DF	Prepared	Analyzed	CAS No.	Qual
6200B MSV	Analytical Method: SM 6200B Pace Analytical Services - Charlotte								
2,2-Dichloropropane	ND	ug/L	0.50	0.39	1		02/08/22 00:53	594-20-7	
1,1-Dichloropropene	ND	ug/L	0.50	0.43	1		02/08/22 00:53	563-58-6	
cis-1,3-Dichloropropene	ND	ug/L	0.50	0.36	1		02/08/22 00:53	10061-01-5	
trans-1,3-Dichloropropene	ND	ug/L	0.50	0.36	1		02/08/22 00:53	10061-02-6	
Diisopropyl ether	ND	ug/L	0.50	0.31	1		02/08/22 00:53	108-20-3	
Ethylbenzene	ND	ug/L	0.50	0.30	1		02/08/22 00:53	100-41-4	
Hexachloro-1,3-butadiene	ND	ug/L	2.0	1.5	1		02/08/22 00:53	87-68-3	
Isopropylbenzene (Cumene)	ND	ug/L	0.50	0.33	1		02/08/22 00:53	98-82-8	
Methylene Chloride	ND	ug/L	2.0	2.0	1		02/08/22 00:53	75-09-2	
Methyl-tert-butyl ether	ND	ug/L	0.50	0.42	1		02/08/22 00:53	1634-04-4	
Naphthalene	ND	ug/L	2.0	0.64	1		02/08/22 00:53	91-20-3	
n-Propylbenzene	ND	ug/L	0.50	0.34	1		02/08/22 00:53	103-65-1	
Styrene	ND	ug/L	0.50	0.29	1		02/08/22 00:53	100-42-5	
1,1,1,2-Tetrachloroethane	ND	ug/L	0.50	0.31	1		02/08/22 00:53	630-20-6	
1,1,2,2-Tetrachloroethane	ND	ug/L	0.50	0.22	1		02/08/22 00:53	79-34-5	
Tetrachloroethene	ND	ug/L	0.50	0.29	1		02/08/22 00:53	127-18-4	
Toluene	ND	ug/L	0.50	0.48	1		02/08/22 00:53	108-88-3	
1,2,3-Trichlorobenzene	ND	ug/L	2.0	0.81	1		02/08/22 00:53	87-61-6	
1,2,4-Trichlorobenzene	ND	ug/L	2.0	0.64	1		02/08/22 00:53	120-82-1	
1,1,1-Trichloroethane	ND	ug/L	0.50	0.33	1		02/08/22 00:53	71-55-6	
1,1,2-Trichloroethane	ND	ug/L	0.50	0.32	1		02/08/22 00:53	79-00-5	
Trichloroethene	ND	ug/L	0.50	0.38	1		02/08/22 00:53	79-01-6	
Trichlorofluoromethane	ND	ug/L	1.0	0.30	1		02/08/22 00:53	75-69-4	
1,2,3-Trichloropropane	ND	ug/L	0.50	0.26	1		02/08/22 00:53	96-18-4	
1,2,4-Trimethylbenzene	ND	ug/L	0.50	0.50	1		02/08/22 00:53	95-63-6	
1,3,5-Trimethylbenzene	ND	ug/L	0.50	0.33	1		02/08/22 00:53	108-67-8	
Vinyl chloride	ND	ug/L	1.0	0.39	1		02/08/22 00:53	75-01-4	
m&p-Xylene	ND	ug/L	1.0	0.71	1		02/08/22 00:53	179601-23-1	
o-Xylene	ND	ug/L	0.50	0.34	1		02/08/22 00:53	95-47-6	
Surrogates									
1,2-Dichloroethane-d4 (S)	96	%	70-130		1		02/08/22 00:53	17060-07-0	
4-Bromofluorobenzene (S)	98	%	70-130		1		02/08/22 00:53	460-00-4	
Toluene-d8 (S)	99	%	70-130		1		02/08/22 00:53	2037-26-5	

REPORT OF LABORATORY ANALYSIS

This report shall not be reproduced, except in full,
without the written consent of Pace Analytical Services, LLC.

Pace Analytical Services, LLC
9800 Kincey Ave. Suite 100
Huntersville, NC 28078
(704)875-9092

ANALYTICAL RESULTS

Project: CPC Huntersville-60674226
Pace Project No.: 92586178

Sample: MW-52 **Lab ID: 92586178003** Collected: 02/03/22 14:30 Received: 02/03/22 17:45 Matrix: Water

Parameters	Results	Units	Report Limit	MDL	DF	Prepared	Analyzed	CAS No.	Qual
VPH NC Water	Analytical Method: MADEP VPH Pace Analytical Services - Charlotte								
Total VPH (C5-C12)	**14100**	ug/L	125	125	2.5		02/08/22 14:17		N2
Aliphatic (C05-C08)	**13100**	ug/L	125	125	2.5		02/08/22 14:17		N2
Aliphatic(C09-C12) Adjusted	**788**	ug/L	125	125	2.5		02/08/22 14:17		N2
Aromatic (C09-C10)	**237**	ug/L	125	125	2.5		02/08/22 14:17		N2
Surrogates									
4-Bromofluorobenzene (FID) (S)	131	%	70-130		2.5		02/08/22 14:17	460-00-4	S2
4-Bromofluorobenzene (PID) (S)	119	%	70-130		2.5		02/08/22 14:17	460-00-4	
6010 MET ICP	Analytical Method: EPA 6010D Preparation Method: EPA 3010A Pace Analytical Services - Asheville								
Lead	ND	ug/L	5.0	4.5	1	02/05/22 17:30	02/07/22 15:33	7439-92-1	
6200B MSV	Analytical Method: SM 6200B Pace Analytical Services - Charlotte								
Benzene	**1170**	ug/L	5.0	3.4	10		02/08/22 17:58	71-43-2	
Bromobenzene	ND	ug/L	5.0	2.9	10		02/08/22 17:58	108-86-1	
Bromochloromethane	ND	ug/L	5.0	4.7	10		02/08/22 17:58	74-97-5	
Bromodichloromethane	ND	ug/L	5.0	3.1	10		02/08/22 17:58	75-27-4	
Bromoform	ND	ug/L	5.0	3.4	10		02/08/22 17:58	75-25-2	
Bromomethane	ND	ug/L	50.0	16.6	10		02/08/22 17:58	74-83-9	IH,M1
n-Butylbenzene	ND	ug/L	5.0	4.9	10		02/08/22 17:58	104-51-8	
sec-Butylbenzene	ND	ug/L	5.0	4.0	10		02/08/22 17:58	135-98-8	
tert-Butylbenzene	ND	ug/L	5.0	3.2	10		02/08/22 17:58	98-06-6	
Carbon tetrachloride	ND	ug/L	5.0	3.3	10		02/08/22 17:58	56-23-5	
Chlorobenzene	ND	ug/L	5.0	2.8	10		02/08/22 17:58	108-90-7	
Chloroethane	ND	ug/L	10.0	6.5	10		02/08/22 17:58	75-00-3	
Chloroform	ND	ug/L	5.0	3.5	10		02/08/22 17:58	67-66-3	
Chloromethane	ND	ug/L	10.0	5.4	10		02/08/22 17:58	74-87-3	
2-Chlorotoluene	ND	ug/L	5.0	3.2	10		02/08/22 17:58	95-49-8	
4-Chlorotoluene	ND	ug/L	5.0	3.2	10		02/08/22 17:58	106-43-4	
1,2-Dibromo-3-chloropropane	ND	ug/L	10.0	3.4	10		02/08/22 17:58	96-12-8	
Dibromochloromethane	ND	ug/L	5.0	3.6	10		02/08/22 17:58	124-48-1	
1,2-Dibromoethane (EDB)	ND	ug/L	5.0	2.7	10		02/08/22 17:58	106-93-4	
Dibromomethane	ND	ug/L	5.0	3.9	10		02/08/22 17:58	74-95-3	
1,2-Dichlorobenzene	ND	ug/L	5.0	3.4	10		02/08/22 17:58	95-50-1	
1,3-Dichlorobenzene	ND	ug/L	5.0	3.4	10		02/08/22 17:58	541-73-1	
1,4-Dichlorobenzene	ND	ug/L	5.0	3.3	10		02/08/22 17:58	106-46-7	
Dichlorodifluoromethane	ND	ug/L	5.0	3.5	10		02/08/22 17:58	75-71-8	M1
1,1-Dichloroethane	ND	ug/L	5.0	3.7	10		02/08/22 17:58	75-34-3	
1,2-Dichloroethane	ND	ug/L	5.0	3.2	10		02/08/22 17:58	107-06-2	
1,1-Dichloroethene	ND	ug/L	5.0	3.5	10		02/08/22 17:58	75-35-4	
cis-1,2-Dichloroethene	ND	ug/L	5.0	3.8	10		02/08/22 17:58	156-59-2	
trans-1,2-Dichloroethene	ND	ug/L	5.0	4.0	10		02/08/22 17:58	156-60-5	
1,2-Dichloropropane	ND	ug/L	5.0	3.6	10		02/08/22 17:58	78-87-5	
1,3-Dichloropropane	ND	ug/L	5.0	2.8	10		02/08/22 17:58	142-28-9	

REPORT OF LABORATORY ANALYSIS

This report shall not be reproduced, except in full,
without the written consent of Pace Analytical Services, LLC.

Pace Analytical Services, LLC
9800 Kincey Ave. Suite 100
Huntersville, NC 28078
(704)875-9092

ANALYTICAL RESULTS

Project: CPC Huntersville-60674226
Pace Project No.: 92586178

Sample: MW-52 **Lab ID: 92586178003** Collected: 02/03/22 14:30 Received: 02/03/22 17:45 Matrix: Water

Parameters	Results	Units	Report Limit	MDL	DF	Prepared	Analyzed	CAS No.	Qual
6200B MSV	Analytical Method: SM 6200B Pace Analytical Services - Charlotte								
2,2-Dichloropropane	ND	ug/L	5.0	3.9	10		02/08/22 17:58	594-20-7	
1,1-Dichloropropene	ND	ug/L	5.0	4.3	10		02/08/22 17:58	563-58-6	
cis-1,3-Dichloropropene	ND	ug/L	5.0	3.6	10		02/08/22 17:58	10061-01-5	
trans-1,3-Dichloropropene	ND	ug/L	5.0	3.6	10		02/08/22 17:58	10061-02-6	
Diisopropyl ether	**173**	ug/L	5.0	3.1	10		02/08/22 17:58	108-20-3	
Ethylbenzene	ND	ug/L	5.0	3.0	10		02/08/22 17:58	100-41-4	
Hexachloro-1,3-butadiene	ND	ug/L	20.0	15.3	10		02/08/22 17:58	87-68-3	
Isopropylbenzene (Cumene)	ND	ug/L	5.0	3.3	10		02/08/22 17:58	98-82-8	
Methylene Chloride	ND	ug/L	20.0	19.5	10		02/08/22 17:58	75-09-2	
Methyl-tert-butyl ether	**37.9**	ug/L	5.0	4.2	10		02/08/22 17:58	1634-04-4	
Naphthalene	**13.6J**	ug/L	20.0	6.4	10		02/08/22 17:58	91-20-3	
n-Propylbenzene	ND	ug/L	5.0	3.4	10		02/08/22 17:58	103-65-1	
Styrene	ND	ug/L	5.0	2.9	10		02/08/22 17:58	100-42-5	
1,1,1,2-Tetrachloroethane	ND	ug/L	5.0	3.1	10		02/08/22 17:58	630-20-6	
1,1,2,2-Tetrachloroethane	ND	ug/L	5.0	2.2	10		02/08/22 17:58	79-34-5	
Tetrachloroethene	ND	ug/L	5.0	2.9	10		02/08/22 17:58	127-18-4	
Toluene	**97.6**	ug/L	5.0	4.8	10		02/08/22 17:58	108-88-3	
1,2,3-Trichlorobenzene	ND	ug/L	20.0	8.1	10		02/08/22 17:58	87-61-6	
1,2,4-Trichlorobenzene	ND	ug/L	20.0	6.4	10		02/08/22 17:58	120-82-1	
1,1,1-Trichloroethane	ND	ug/L	5.0	3.3	10		02/08/22 17:58	71-55-6	
1,1,2-Trichloroethane	ND	ug/L	5.0	3.2	10		02/08/22 17:58	79-00-5	
Trichloroethene	ND	ug/L	5.0	3.8	10		02/08/22 17:58	79-01-6	
Trichlorofluoromethane	ND	ug/L	10.0	3.0	10		02/08/22 17:58	75-69-4	
1,2,3-Trichloropropane	ND	ug/L	5.0	2.6	10		02/08/22 17:58	96-18-4	
1,2,4-Trimethylbenzene	**18.9**	ug/L	5.0	5.0	10		02/08/22 17:58	95-63-6	
1,3,5-Trimethylbenzene	**13.5**	ug/L	5.0	3.3	10		02/08/22 17:58	108-67-8	
Vinyl chloride	ND	ug/L	10.0	3.9	10		02/08/22 17:58	75-01-4	
m&p-Xylene	**60.9**	ug/L	10.0	7.1	10		02/08/22 17:58	179601-23-1	
o-Xylene	**222**	ug/L	5.0	3.4	10		02/08/22 17:58	95-47-6	
Surrogates									
1,2-Dichloroethane-d4 (S)	95	%	70-130		10		02/08/22 17:58	17060-07-0	
4-Bromofluorobenzene (S)	95	%	70-130		10		02/08/22 17:58	460-00-4	
Toluene-d8 (S)	100	%	70-130		10		02/08/22 17:58	2037-26-5	

REPORT OF LABORATORY ANALYSIS

This report shall not be reproduced, except in full,
without the written consent of Pace Analytical Services, LLC.

Pace Analytical Services, LLC
9800 Kincey Ave. Suite 100
Huntersville, NC 28078
(704)875-9092

ANALYTICAL RESULTS

Project: CPC Huntersville-60674226
Pace Project No.: 92586178

Sample: MW-71 **Lab ID: 92586178004** Collected: 02/03/22 14:40 Received: 02/03/22 17:45 Matrix: Water

Parameters	Results	Units	Report Limit	MDL	DF	Prepared	Analyzed	CAS No.	Qual
VPH NC Water	Analytical Method: MADEP VPH Pace Analytical Services - Charlotte								
Total VPH (C5-C12)	ND	ug/L	50.0	50.0	1		02/05/22 08:18		N2
Aliphatic (C05-C08)	ND	ug/L	50.0	50.0	1		02/05/22 08:18		N2
Aliphatic(C09-C12) Adjusted	ND	ug/L	50.0	50.0	1		02/05/22 08:18		N2
Aromatic (C09-C10)	ND	ug/L	50.0	50.0	1		02/05/22 08:18		N2
Surrogates									
4-Bromofluorobenzene (FID) (S)	100	%	70-130		1		02/05/22 08:18	460-00-4	
4-Bromofluorobenzene (PID) (S)	95	%	70-130		1		02/05/22 08:18	460-00-4	
6010 MET ICP	Analytical Method: EPA 6010D Preparation Method: EPA 3010A Pace Analytical Services - Asheville								
Lead	**13.9**	ug/L	5.0	4.5	1	02/05/22 17:30	02/07/22 15:39	7439-92-1	
6200B MSV	Analytical Method: SM 6200B Pace Analytical Services - Charlotte								
Benzene	ND	ug/L	0.50	0.34	1		02/05/22 01:50	71-43-2	
Bromobenzene	ND	ug/L	0.50	0.29	1		02/05/22 01:50	108-86-1	
Bromochloromethane	ND	ug/L	0.50	0.47	1		02/05/22 01:50	74-97-5	
Bromodichloromethane	ND	ug/L	0.50	0.31	1		02/05/22 01:50	75-27-4	
Bromoform	ND	ug/L	0.50	0.34	1		02/05/22 01:50	75-25-2	
Bromomethane	ND	ug/L	5.0	1.7	1		02/05/22 01:50	74-83-9	IH
n-Butylbenzene	ND	ug/L	0.50	0.49	1		02/05/22 01:50	104-51-8	
sec-Butylbenzene	ND	ug/L	0.50	0.40	1		02/05/22 01:50	135-98-8	
tert-Butylbenzene	ND	ug/L	0.50	0.32	1		02/05/22 01:50	98-06-6	
Carbon tetrachloride	ND	ug/L	0.50	0.33	1		02/05/22 01:50	56-23-5	
Chlorobenzene	ND	ug/L	0.50	0.28	1		02/05/22 01:50	108-90-7	
Chloroethane	ND	ug/L	1.0	0.65	1		02/05/22 01:50	75-00-3	
Chloroform	**4.5**	ug/L	0.50	0.35	1		02/05/22 01:50	67-66-3	
Chloromethane	ND	ug/L	1.0	0.54	1		02/05/22 01:50	74-87-3	
2-Chlorotoluene	ND	ug/L	0.50	0.32	1		02/05/22 01:50	95-49-8	
4-Chlorotoluene	ND	ug/L	0.50	0.32	1		02/05/22 01:50	106-43-4	
1,2-Dibromo-3-chloropropane	ND	ug/L	1.0	0.34	1		02/05/22 01:50	96-12-8	
Dibromochloromethane	ND	ug/L	0.50	0.36	1		02/05/22 01:50	124-48-1	
1,2-Dibromoethane (EDB)	ND	ug/L	0.50	0.27	1		02/05/22 01:50	106-93-4	
Dibromomethane	ND	ug/L	0.50	0.39	1		02/05/22 01:50	74-95-3	
1,2-Dichlorobenzene	ND	ug/L	0.50	0.34	1		02/05/22 01:50	95-50-1	
1,3-Dichlorobenzene	ND	ug/L	0.50	0.34	1		02/05/22 01:50	541-73-1	
1,4-Dichlorobenzene	ND	ug/L	0.50	0.33	1		02/05/22 01:50	106-46-7	
Dichlorodifluoromethane	ND	ug/L	0.50	0.35	1		02/05/22 01:50	75-71-8	
1,1-Dichloroethane	ND	ug/L	0.50	0.37	1		02/05/22 01:50	75-34-3	
1,2-Dichloroethane	ND	ug/L	0.50	0.32	1		02/05/22 01:50	107-06-2	
1,1-Dichloroethene	ND	ug/L	0.50	0.35	1		02/05/22 01:50	75-35-4	
cis-1,2-Dichloroethene	ND	ug/L	0.50	0.38	1		02/05/22 01:50	156-59-2	
trans-1,2-Dichloroethene	ND	ug/L	0.50	0.40	1		02/05/22 01:50	156-60-5	
1,2-Dichloropropane	ND	ug/L	0.50	0.36	1		02/05/22 01:50	78-87-5	
1,3-Dichloropropane	ND	ug/L	0.50	0.28	1		02/05/22 01:50	142-28-9	

REPORT OF LABORATORY ANALYSIS

This report shall not be reproduced, except in full,
without the written consent of Pace Analytical Services, LLC.

Pace Analytical Services, LLC
9800 Kincey Ave. Suite 100
Huntersville, NC 28078
(704)875-9092

ANALYTICAL RESULTS

Project: CPC Huntersville-60674226
Pace Project No.: 92586178

Sample: MW-71 **Lab ID: 92586178004** Collected: 02/03/22 14:40 Received: 02/03/22 17:45 Matrix: Water

Parameters	Results	Units	Report Limit	MDL	DF	Prepared	Analyzed	CAS No.	Qual
6200B MSV	Analytical Method: SM 6200B Pace Analytical Services - Charlotte								
2,2-Dichloropropane	ND	ug/L	0.50	0.39	1		02/05/22 01:50	594-20-7	
1,1-Dichloropropene	ND	ug/L	0.50	0.43	1		02/05/22 01:50	563-58-6	
cis-1,3-Dichloropropene	ND	ug/L	0.50	0.36	1		02/05/22 01:50	10061-01-5	
trans-1,3-Dichloropropene	ND	ug/L	0.50	0.36	1		02/05/22 01:50	10061-02-6	
Diisopropyl ether	**2.6**	ug/L	0.50	0.31	1		02/05/22 01:50	108-20-3	
Ethylbenzene	ND	ug/L	0.50	0.30	1		02/05/22 01:50	100-41-4	
Hexachloro-1,3-butadiene	ND	ug/L	2.0	1.5	1		02/05/22 01:50	87-68-3	
Isopropylbenzene (Cumene)	ND	ug/L	0.50	0.33	1		02/05/22 01:50	98-82-8	
Methylene Chloride	ND	ug/L	2.0	2.0	1		02/05/22 01:50	75-09-2	
Methyl-tert-butyl ether	ND	ug/L	0.50	0.42	1		02/05/22 01:50	1634-04-4	
Naphthalene	ND	ug/L	2.0	0.64	1		02/05/22 01:50	91-20-3	
n-Propylbenzene	ND	ug/L	0.50	0.34	1		02/05/22 01:50	103-65-1	
Styrene	ND	ug/L	0.50	0.29	1		02/05/22 01:50	100-42-5	
1,1,1,2-Tetrachloroethane	ND	ug/L	0.50	0.31	1		02/05/22 01:50	630-20-6	
1,1,2,2-Tetrachloroethane	ND	ug/L	0.50	0.22	1		02/05/22 01:50	79-34-5	
Tetrachloroethene	ND	ug/L	0.50	0.29	1		02/05/22 01:50	127-18-4	
Toluene	ND	ug/L	0.50	0.48	1		02/05/22 01:50	108-88-3	
1,2,3-Trichlorobenzene	ND	ug/L	2.0	0.81	1		02/05/22 01:50	87-61-6	
1,2,4-Trichlorobenzene	ND	ug/L	2.0	0.64	1		02/05/22 01:50	120-82-1	
1,1,1-Trichloroethane	ND	ug/L	0.50	0.33	1		02/05/22 01:50	71-55-6	
1,1,2-Trichloroethane	ND	ug/L	0.50	0.32	1		02/05/22 01:50	79-00-5	
Trichloroethene	ND	ug/L	0.50	0.38	1		02/05/22 01:50	79-01-6	
Trichlorofluoromethane	ND	ug/L	1.0	0.30	1		02/05/22 01:50	75-69-4	
1,2,3-Trichloropropane	ND	ug/L	0.50	0.26	1		02/05/22 01:50	96-18-4	
1,2,4-Trimethylbenzene	ND	ug/L	0.50	0.50	1		02/05/22 01:50	95-63-6	
1,3,5-Trimethylbenzene	ND	ug/L	0.50	0.33	1		02/05/22 01:50	108-67-8	
Vinyl chloride	ND	ug/L	1.0	0.39	1		02/05/22 01:50	75-01-4	
m&p-Xylene	ND	ug/L	1.0	0.71	1		02/05/22 01:50	179601-23-1	
o-Xylene	ND	ug/L	0.50	0.34	1		02/05/22 01:50	95-47-6	
Surrogates									
1,2-Dichloroethane-d4 (S)	99	%	70-130		1		02/05/22 01:50	17060-07-0	
4-Bromofluorobenzene (S)	95	%	70-130		1		02/05/22 01:50	460-00-4	
Toluene-d8 (S)	99	%	70-130		1		02/05/22 01:50	2037-26-5	

REPORT OF LABORATORY ANALYSIS

This report shall not be reproduced, except in full,
without the written consent of Pace Analytical Services, LLC.

Pace Analytical Services, LLC
9800 Kincey Ave. Suite 100
Huntersville, NC 28078
(704)875-9092

ANALYTICAL RESULTS

Project: CPC Huntersville-60674226
Pace Project No.: 92586178

Sample: MW-95 **Lab ID: 92586178005** Collected: 02/03/22 14:50 Received: 02/03/22 17:45 Matrix: Water

Parameters	Results	Units	Report Limit	MDL	DF	Prepared	Analyzed	CAS No.	Qual
VPH NC Water	Analytical Method: MADEP VPH Pace Analytical Services - Charlotte								
Total VPH (C5-C12)	ND	ug/L	50.0	50.0	1		02/05/22 08:47		N2
Aliphatic (C05-C08)	ND	ug/L	50.0	50.0	1		02/05/22 08:47		N2
Aliphatic(C09-C12) Adjusted	ND	ug/L	50.0	50.0	1		02/05/22 08:47		N2
Aromatic (C09-C10)	ND	ug/L	50.0	50.0	1		02/05/22 08:47		N2
Surrogates									
4-Bromofluorobenzene (FID) (S)	99	%	70-130		1		02/05/22 08:47	460-00-4	
4-Bromofluorobenzene (PID) (S)	95	%	70-130		1		02/05/22 08:47	460-00-4	
6010 MET ICP	Analytical Method: EPA 6010D Preparation Method: EPA 3010A Pace Analytical Services - Asheville								
Lead	ND	ug/L	5.0	4.5	1	02/05/22 17:30	02/07/22 15:42	7439-92-1	
6200B MSV	Analytical Method: SM 6200B Pace Analytical Services - Charlotte								
Benzene	ND	ug/L	0.50	0.34	1		02/08/22 04:46	71-43-2	
Bromobenzene	ND	ug/L	0.50	0.29	1		02/08/22 04:46	108-86-1	
Bromochloromethane	ND	ug/L	0.50	0.47	1		02/08/22 04:46	74-97-5	
Bromodichloromethane	ND	ug/L	0.50	0.31	1		02/08/22 04:46	75-27-4	
Bromoform	ND	ug/L	0.50	0.34	1		02/08/22 04:46	75-25-2	
Bromomethane	ND	ug/L	5.0	1.7	1		02/08/22 04:46	74-83-9	IH
n-Butylbenzene	ND	ug/L	0.50	0.49	1		02/08/22 04:46	104-51-8	
sec-Butylbenzene	ND	ug/L	0.50	0.40	1		02/08/22 04:46	135-98-8	
tert-Butylbenzene	ND	ug/L	0.50	0.32	1		02/08/22 04:46	98-06-6	
Carbon tetrachloride	ND	ug/L	0.50	0.33	1		02/08/22 04:46	56-23-5	
Chlorobenzene	ND	ug/L	0.50	0.28	1		02/08/22 04:46	108-90-7	
Chloroethane	ND	ug/L	1.0	0.65	1		02/08/22 04:46	75-00-3	
Chloroform	ND	ug/L	0.50	0.35	1		02/08/22 04:46	67-66-3	
Chloromethane	ND	ug/L	1.0	0.54	1		02/08/22 04:46	74-87-3	
2-Chlorotoluene	ND	ug/L	0.50	0.32	1		02/08/22 04:46	95-49-8	
4-Chlorotoluene	ND	ug/L	0.50	0.32	1		02/08/22 04:46	106-43-4	
1,2-Dibromo-3-chloropropane	ND	ug/L	1.0	0.34	1		02/08/22 04:46	96-12-8	
Dibromochloromethane	ND	ug/L	0.50	0.36	1		02/08/22 04:46	124-48-1	
1,2-Dibromoethane (EDB)	ND	ug/L	0.50	0.27	1		02/08/22 04:46	106-93-4	
Dibromomethane	ND	ug/L	0.50	0.39	1		02/08/22 04:46	74-95-3	
1,2-Dichlorobenzene	ND	ug/L	0.50	0.34	1		02/08/22 04:46	95-50-1	
1,3-Dichlorobenzene	ND	ug/L	0.50	0.34	1		02/08/22 04:46	541-73-1	
1,4-Dichlorobenzene	ND	ug/L	0.50	0.33	1		02/08/22 04:46	106-46-7	
Dichlorodifluoromethane	ND	ug/L	0.50	0.35	1		02/08/22 04:46	75-71-8	
1,1-Dichloroethane	ND	ug/L	0.50	0.37	1		02/08/22 04:46	75-34-3	
1,2-Dichloroethane	ND	ug/L	0.50	0.32	1		02/08/22 04:46	107-06-2	
1,1-Dichloroethene	ND	ug/L	0.50	0.35	1		02/08/22 04:46	75-35-4	
cis-1,2-Dichloroethene	ND	ug/L	0.50	0.38	1		02/08/22 04:46	156-59-2	
trans-1,2-Dichloroethene	ND	ug/L	0.50	0.40	1		02/08/22 04:46	156-60-5	
1,2-Dichloropropane	ND	ug/L	0.50	0.36	1		02/08/22 04:46	78-87-5	
1,3-Dichloropropane	ND	ug/L	0.50	0.28	1		02/08/22 04:46	142-28-9	

REPORT OF LABORATORY ANALYSIS

This report shall not be reproduced, except in full,
without the written consent of Pace Analytical Services, LLC.

Pace Analytical Services, LLC
9800 Kincey Ave. Suite 100
Huntersville, NC 28078
(704)875-9092

ANALYTICAL RESULTS

Project: CPC Huntersville-60674226
Pace Project No.: 92586178

Sample: MW-95 **Lab ID: 92586178005** Collected: 02/03/22 14:50 Received: 02/03/22 17:45 Matrix: Water

Parameters	Results	Units	Report Limit	MDL	DF	Prepared	Analyzed	CAS No.	Qual
6200B MSV	Analytical Method: SM 6200B Pace Analytical Services - Charlotte								
2,2-Dichloropropane	ND	ug/L	0.50	0.39	1		02/08/22 04:46	594-20-7	
1,1-Dichloropropene	ND	ug/L	0.50	0.43	1		02/08/22 04:46	563-58-6	
cis-1,3-Dichloropropene	ND	ug/L	0.50	0.36	1		02/08/22 04:46	10061-01-5	
trans-1,3-Dichloropropene	ND	ug/L	0.50	0.36	1		02/08/22 04:46	10061-02-6	
Diisopropyl ether	**0.95**	ug/L	0.50	0.31	1		02/08/22 04:46	108-20-3	
Ethylbenzene	ND	ug/L	0.50	0.30	1		02/08/22 04:46	100-41-4	
Hexachloro-1,3-butadiene	ND	ug/L	2.0	1.5	1		02/08/22 04:46	87-68-3	
Isopropylbenzene (Cumene)	ND	ug/L	0.50	0.33	1		02/08/22 04:46	98-82-8	
Methylene Chloride	ND	ug/L	2.0	2.0	1		02/08/22 04:46	75-09-2	
Methyl-tert-butyl ether	ND	ug/L	0.50	0.42	1		02/08/22 04:46	1634-04-4	
Naphthalene	ND	ug/L	2.0	0.64	1		02/08/22 04:46	91-20-3	
n-Propylbenzene	ND	ug/L	0.50	0.34	1		02/08/22 04:46	103-65-1	
Styrene	ND	ug/L	0.50	0.29	1		02/08/22 04:46	100-42-5	
1,1,1,2-Tetrachloroethane	ND	ug/L	0.50	0.31	1		02/08/22 04:46	630-20-6	
1,1,2,2-Tetrachloroethane	ND	ug/L	0.50	0.22	1		02/08/22 04:46	79-34-5	
Tetrachloroethene	ND	ug/L	0.50	0.29	1		02/08/22 04:46	127-18-4	
Toluene	ND	ug/L	0.50	0.48	1		02/08/22 04:46	108-88-3	
1,2,3-Trichlorobenzene	ND	ug/L	2.0	0.81	1		02/08/22 04:46	87-61-6	
1,2,4-Trichlorobenzene	ND	ug/L	2.0	0.64	1		02/08/22 04:46	120-82-1	
1,1,1-Trichloroethane	ND	ug/L	0.50	0.33	1		02/08/22 04:46	71-55-6	
1,1,2-Trichloroethane	ND	ug/L	0.50	0.32	1		02/08/22 04:46	79-00-5	
Trichloroethene	ND	ug/L	0.50	0.38	1		02/08/22 04:46	79-01-6	
Trichlorofluoromethane	ND	ug/L	1.0	0.30	1		02/08/22 04:46	75-69-4	
1,2,3-Trichloropropane	ND	ug/L	0.50	0.26	1		02/08/22 04:46	96-18-4	
1,2,4-Trimethylbenzene	ND	ug/L	0.50	0.50	1		02/08/22 04:46	95-63-6	
1,3,5-Trimethylbenzene	ND	ug/L	0.50	0.33	1		02/08/22 04:46	108-67-8	
Vinyl chloride	ND	ug/L	1.0	0.39	1		02/08/22 04:46	75-01-4	
m&p-Xylene	ND	ug/L	1.0	0.71	1		02/08/22 04:46	179601-23-1	
o-Xylene	ND	ug/L	0.50	0.34	1		02/08/22 04:46	95-47-6	
Surrogates									
1,2-Dichloroethane-d4 (S)	93	%	70-130		1		02/08/22 04:46	17060-07-0	
4-Bromofluorobenzene (S)	96	%	70-130		1		02/08/22 04:46	460-00-4	
Toluene-d8 (S)	101	%	70-130		1		02/08/22 04:46	2037-26-5	

REPORT OF LABORATORY ANALYSIS

This report shall not be reproduced, except in full,
without the written consent of Pace Analytical Services, LLC.

Pace Analytical Services, LLC
9800 Kincey Ave. Suite 100
Huntersville, NC 28078
(704)875-9092

ANALYTICAL RESULTS

Project: CPC Huntersville-60674226
Pace Project No.: 92586178

Sample: MW-15 **Lab ID: 92586178006** Collected: 02/03/22 15:05 Received: 02/03/22 17:45 Matrix: Water

Parameters	Results	Units	Report Limit	MDL	DF	Prepared	Analyzed	CAS No.	Qual
VPH NC Water	Analytical Method: MADEP VPH Pace Analytical Services - Charlotte								
Total VPH (C5-C12)	ND	ug/L	50.0	50.0	1		02/05/22 09:16		N2
Aliphatic (C05-C08)	ND	ug/L	50.0	50.0	1		02/05/22 09:16		N2
Aliphatic(C09-C12) Adjusted	ND	ug/L	50.0	50.0	1		02/05/22 09:16		N2
Aromatic (C09-C10)	ND	ug/L	50.0	50.0	1		02/05/22 09:16		N2
Surrogates									
4-Bromofluorobenzene (FID) (S)	104	%	70-130		1		02/05/22 09:16	460-00-4	
4-Bromofluorobenzene (PID) (S)	99	%	70-130		1		02/05/22 09:16	460-00-4	
6010 MET ICP	Analytical Method: EPA 6010D Preparation Method: EPA 3010A Pace Analytical Services - Asheville								
Lead	ND	ug/L	5.0	4.5	1	02/05/22 17:30	02/07/22 15:52	7439-92-1	
6200B MSV	Analytical Method: SM 6200B Pace Analytical Services - Charlotte								
Benzene	ND	ug/L	0.50	0.34	1		02/08/22 02:04	71-43-2	
Bromobenzene	ND	ug/L	0.50	0.29	1		02/08/22 02:04	108-86-1	
Bromochloromethane	ND	ug/L	0.50	0.47	1		02/08/22 02:04	74-97-5	
Bromodichloromethane	ND	ug/L	0.50	0.31	1		02/08/22 02:04	75-27-4	
Bromoform	ND	ug/L	0.50	0.34	1		02/08/22 02:04	75-25-2	
Bromomethane	ND	ug/L	5.0	1.7	1		02/08/22 02:04	74-83-9	IH
n-Butylbenzene	ND	ug/L	0.50	0.49	1		02/08/22 02:04	104-51-8	
sec-Butylbenzene	ND	ug/L	0.50	0.40	1		02/08/22 02:04	135-98-8	
tert-Butylbenzene	ND	ug/L	0.50	0.32	1		02/08/22 02:04	98-06-6	
Carbon tetrachloride	ND	ug/L	0.50	0.33	1		02/08/22 02:04	56-23-5	
Chlorobenzene	ND	ug/L	0.50	0.28	1		02/08/22 02:04	108-90-7	
Chloroethane	ND	ug/L	1.0	0.65	1		02/08/22 02:04	75-00-3	
Chloroform	ND	ug/L	0.50	0.35	1		02/08/22 02:04	67-66-3	
Chloromethane	ND	ug/L	1.0	0.54	1		02/08/22 02:04	74-87-3	
2-Chlorotoluene	ND	ug/L	0.50	0.32	1		02/08/22 02:04	95-49-8	
4-Chlorotoluene	ND	ug/L	0.50	0.32	1		02/08/22 02:04	106-43-4	
1,2-Dibromo-3-chloropropane	ND	ug/L	1.0	0.34	1		02/08/22 02:04	96-12-8	
Dibromochloromethane	ND	ug/L	0.50	0.36	1		02/08/22 02:04	124-48-1	
1,2-Dibromoethane (EDB)	ND	ug/L	0.50	0.27	1		02/08/22 02:04	106-93-4	
Dibromomethane	ND	ug/L	0.50	0.39	1		02/08/22 02:04	74-95-3	
1,2-Dichlorobenzene	ND	ug/L	0.50	0.34	1		02/08/22 02:04	95-50-1	
1,3-Dichlorobenzene	ND	ug/L	0.50	0.34	1		02/08/22 02:04	541-73-1	
1,4-Dichlorobenzene	ND	ug/L	0.50	0.33	1		02/08/22 02:04	106-46-7	
Dichlorodifluoromethane	ND	ug/L	0.50	0.35	1		02/08/22 02:04	75-71-8	
1,1-Dichloroethane	ND	ug/L	0.50	0.37	1		02/08/22 02:04	75-34-3	
1,2-Dichloroethane	ND	ug/L	0.50	0.32	1		02/08/22 02:04	107-06-2	
1,1-Dichloroethene	ND	ug/L	0.50	0.35	1		02/08/22 02:04	75-35-4	
cis-1,2-Dichloroethene	ND	ug/L	0.50	0.38	1		02/08/22 02:04	156-59-2	
trans-1,2-Dichloroethene	ND	ug/L	0.50	0.40	1		02/08/22 02:04	156-60-5	
1,2-Dichloropropane	ND	ug/L	0.50	0.36	1		02/08/22 02:04	78-87-5	
1,3-Dichloropropane	ND	ug/L	0.50	0.28	1		02/08/22 02:04	142-28-9	

REPORT OF LABORATORY ANALYSIS

This report shall not be reproduced, except in full,
without the written consent of Pace Analytical Services, LLC.

Pace Analytical Services, LLC
9800 Kincey Ave. Suite 100
Huntersville, NC 28078
(704)875-9092

ANALYTICAL RESULTS

Project: CPC Huntersville-60674226
Pace Project No.: 92586178

Sample: MW-15 **Lab ID: 92586178006** Collected: 02/03/22 15:05 Received: 02/03/22 17:45 Matrix: Water

Parameters	Results	Units	Report Limit	MDL	DF	Prepared	Analyzed	CAS No.	Qual
6200B MSV	Analytical Method: SM 6200B Pace Analytical Services - Charlotte								
2,2-Dichloropropane	ND	ug/L	0.50	0.39	1		02/08/22 02:04	594-20-7	
1,1-Dichloropropene	ND	ug/L	0.50	0.43	1		02/08/22 02:04	563-58-6	
cis-1,3-Dichloropropene	ND	ug/L	0.50	0.36	1		02/08/22 02:04	10061-01-5	
trans-1,3-Dichloropropene	ND	ug/L	0.50	0.36	1		02/08/22 02:04	10061-02-6	
Diisopropyl ether	ND	ug/L	0.50	0.31	1		02/08/22 02:04	108-20-3	
Ethylbenzene	ND	ug/L	0.50	0.30	1		02/08/22 02:04	100-41-4	
Hexachloro-1,3-butadiene	ND	ug/L	2.0	1.5	1		02/08/22 02:04	87-68-3	
Isopropylbenzene (Cumene)	ND	ug/L	0.50	0.33	1		02/08/22 02:04	98-82-8	
Methylene Chloride	ND	ug/L	2.0	2.0	1		02/08/22 02:04	75-09-2	
Methyl-tert-butyl ether	ND	ug/L	0.50	0.42	1		02/08/22 02:04	1634-04-4	
Naphthalene	ND	ug/L	2.0	0.64	1		02/08/22 02:04	91-20-3	
n-Propylbenzene	ND	ug/L	0.50	0.34	1		02/08/22 02:04	103-65-1	
Styrene	ND	ug/L	0.50	0.29	1		02/08/22 02:04	100-42-5	
1,1,1,2-Tetrachloroethane	ND	ug/L	0.50	0.31	1		02/08/22 02:04	630-20-6	
1,1,2,2-Tetrachloroethane	ND	ug/L	0.50	0.22	1		02/08/22 02:04	79-34-5	
Tetrachloroethene	ND	ug/L	0.50	0.29	1		02/08/22 02:04	127-18-4	
Toluene	ND	ug/L	0.50	0.48	1		02/08/22 02:04	108-88-3	
1,2,3-Trichlorobenzene	ND	ug/L	2.0	0.81	1		02/08/22 02:04	87-61-6	
1,2,4-Trichlorobenzene	ND	ug/L	2.0	0.64	1		02/08/22 02:04	120-82-1	
1,1,1-Trichloroethane	ND	ug/L	0.50	0.33	1		02/08/22 02:04	71-55-6	
1,1,2-Trichloroethane	ND	ug/L	0.50	0.32	1		02/08/22 02:04	79-00-5	
Trichloroethene	ND	ug/L	0.50	0.38	1		02/08/22 02:04	79-01-6	
Trichlorofluoromethane	ND	ug/L	1.0	0.30	1		02/08/22 02:04	75-69-4	
1,2,3-Trichloropropane	ND	ug/L	0.50	0.26	1		02/08/22 02:04	96-18-4	
1,2,4-Trimethylbenzene	ND	ug/L	0.50	0.50	1		02/08/22 02:04	95-63-6	
1,3,5-Trimethylbenzene	ND	ug/L	0.50	0.33	1		02/08/22 02:04	108-67-8	
Vinyl chloride	ND	ug/L	1.0	0.39	1		02/08/22 02:04	75-01-4	
m&p-Xylene	ND	ug/L	1.0	0.71	1		02/08/22 02:04	179601-23-1	
o-Xylene	ND	ug/L	0.50	0.34	1		02/08/22 02:04	95-47-6	
Surrogates									
1,2-Dichloroethane-d4 (S)	98	%	70-130		1		02/08/22 02:04	17060-07-0	
4-Bromofluorobenzene (S)	95	%	70-130		1		02/08/22 02:04	460-00-4	
Toluene-d8 (S)	100	%	70-130		1		02/08/22 02:04	2037-26-5	

REPORT OF LABORATORY ANALYSIS

This report shall not be reproduced, except in full,
without the written consent of Pace Analytical Services, LLC.

Pace Analytical Services, LLC
9800 Kincey Ave. Suite 100
Huntersville, NC 28078
(704)875-9092

ANALYTICAL RESULTS

Project: CPC Huntersville-60674226
Pace Project No.: 92586178

Sample: MW-96 **Lab ID: 92586178007** Collected: 02/03/22 16:15 Received: 02/03/22 17:45 Matrix: Water

Parameters	Results	Units	Report Limit	MDL	DF	Prepared	Analyzed	CAS No.	Qual
VPH NC Water	Analytical Method: MADEP VPH Pace Analytical Services - Charlotte								
Total VPH (C5-C12)	ND	ug/L	50.0	50.0	1		02/05/22 09:45		N2
Aliphatic (C05-C08)	ND	ug/L	50.0	50.0	1		02/05/22 09:45		N2
Aliphatic(C09-C12) Adjusted	ND	ug/L	50.0	50.0	1		02/05/22 09:45		N2
Aromatic (C09-C10)	ND	ug/L	50.0	50.0	1		02/05/22 09:45		N2
Surrogates									
4-Bromofluorobenzene (FID) (S)	103	%	70-130		1		02/05/22 09:45	460-00-4	
4-Bromofluorobenzene (PID) (S)	98	%	70-130		1		02/05/22 09:45	460-00-4	
6010 MET ICP	Analytical Method: EPA 6010D Preparation Method: EPA 3010A Pace Analytical Services - Asheville								
Lead	**4.9J**	ug/L	5.0	4.5	1	02/05/22 17:30	02/07/22 15:55	7439-92-1	
6200B MSV	Analytical Method: SM 6200B Pace Analytical Services - Charlotte								
Benzene	ND	ug/L	0.50	0.34	1		02/05/22 02:08	71-43-2	
Bromobenzene	ND	ug/L	0.50	0.29	1		02/05/22 02:08	108-86-1	
Bromochloromethane	ND	ug/L	0.50	0.47	1		02/05/22 02:08	74-97-5	
Bromodichloromethane	ND	ug/L	0.50	0.31	1		02/05/22 02:08	75-27-4	
Bromoform	ND	ug/L	0.50	0.34	1		02/05/22 02:08	75-25-2	
Bromomethane	ND	ug/L	5.0	1.7	1		02/05/22 02:08	74-83-9	IH
n-Butylbenzene	ND	ug/L	0.50	0.49	1		02/05/22 02:08	104-51-8	
sec-Butylbenzene	ND	ug/L	0.50	0.40	1		02/05/22 02:08	135-98-8	
tert-Butylbenzene	ND	ug/L	0.50	0.32	1		02/05/22 02:08	98-06-6	
Carbon tetrachloride	ND	ug/L	0.50	0.33	1		02/05/22 02:08	56-23-5	
Chlorobenzene	ND	ug/L	0.50	0.28	1		02/05/22 02:08	108-90-7	
Chloroethane	ND	ug/L	1.0	0.65	1		02/05/22 02:08	75-00-3	
Chloroform	ND	ug/L	0.50	0.35	1		02/05/22 02:08	67-66-3	
Chloromethane	ND	ug/L	1.0	0.54	1		02/05/22 02:08	74-87-3	
2-Chlorotoluene	ND	ug/L	0.50	0.32	1		02/05/22 02:08	95-49-8	
4-Chlorotoluene	ND	ug/L	0.50	0.32	1		02/05/22 02:08	106-43-4	
1,2-Dibromo-3-chloropropane	ND	ug/L	1.0	0.34	1		02/05/22 02:08	96-12-8	
Dibromochloromethane	ND	ug/L	0.50	0.36	1		02/05/22 02:08	124-48-1	
1,2-Dibromoethane (EDB)	ND	ug/L	0.50	0.27	1		02/05/22 02:08	106-93-4	
Dibromomethane	ND	ug/L	0.50	0.39	1		02/05/22 02:08	74-95-3	
1,2-Dichlorobenzene	ND	ug/L	0.50	0.34	1		02/05/22 02:08	95-50-1	
1,3-Dichlorobenzene	ND	ug/L	0.50	0.34	1		02/05/22 02:08	541-73-1	
1,4-Dichlorobenzene	ND	ug/L	0.50	0.33	1		02/05/22 02:08	106-46-7	
Dichlorodifluoromethane	ND	ug/L	0.50	0.35	1		02/05/22 02:08	75-71-8	
1,1-Dichloroethane	ND	ug/L	0.50	0.37	1		02/05/22 02:08	75-34-3	
1,2-Dichloroethane	ND	ug/L	0.50	0.32	1		02/05/22 02:08	107-06-2	
1,1-Dichloroethene	ND	ug/L	0.50	0.35	1		02/05/22 02:08	75-35-4	
cis-1,2-Dichloroethene	ND	ug/L	0.50	0.38	1		02/05/22 02:08	156-59-2	
trans-1,2-Dichloroethene	ND	ug/L	0.50	0.40	1		02/05/22 02:08	156-60-5	
1,2-Dichloropropane	ND	ug/L	0.50	0.36	1		02/05/22 02:08	78-87-5	
1,3-Dichloropropane	ND	ug/L	0.50	0.28	1		02/05/22 02:08	142-28-9	

REPORT OF LABORATORY ANALYSIS

This report shall not be reproduced, except in full,
without the written consent of Pace Analytical Services, LLC.

Pace Analytical Services, LLC
9800 Kincey Ave. Suite 100
Huntersville, NC 28078
(704)875-9092

ANALYTICAL RESULTS

Project: CPC Huntersville-60674226
Pace Project No.: 92586178

Sample: MW-96 **Lab ID: 92586178007** Collected: 02/03/22 16:15 Received: 02/03/22 17:45 Matrix: Water

Parameters	Results	Units	Report Limit	MDL	DF	Prepared	Analyzed	CAS No.	Qual
6200B MSV	Analytical Method: SM 6200B Pace Analytical Services - Charlotte								
2,2-Dichloropropane	ND	ug/L	0.50	0.39	1		02/05/22 02:08	594-20-7	
1,1-Dichloropropene	ND	ug/L	0.50	0.43	1		02/05/22 02:08	563-58-6	
cis-1,3-Dichloropropene	ND	ug/L	0.50	0.36	1		02/05/22 02:08	10061-01-5	
trans-1,3-Dichloropropene	ND	ug/L	0.50	0.36	1		02/05/22 02:08	10061-02-6	
Diisopropyl ether	ND	ug/L	0.50	0.31	1		02/05/22 02:08	108-20-3	
Ethylbenzene	ND	ug/L	0.50	0.30	1		02/05/22 02:08	100-41-4	
Hexachloro-1,3-butadiene	ND	ug/L	2.0	1.5	1		02/05/22 02:08	87-68-3	
Isopropylbenzene (Cumene)	ND	ug/L	0.50	0.33	1		02/05/22 02:08	98-82-8	
Methylene Chloride	ND	ug/L	2.0	2.0	1		02/05/22 02:08	75-09-2	
Methyl-tert-butyl ether	ND	ug/L	0.50	0.42	1		02/05/22 02:08	1634-04-4	
Naphthalene	ND	ug/L	2.0	0.64	1		02/05/22 02:08	91-20-3	
n-Propylbenzene	ND	ug/L	0.50	0.34	1		02/05/22 02:08	103-65-1	
Styrene	ND	ug/L	0.50	0.29	1		02/05/22 02:08	100-42-5	
1,1,1,2-Tetrachloroethane	ND	ug/L	0.50	0.31	1		02/05/22 02:08	630-20-6	
1,1,2,2-Tetrachloroethane	ND	ug/L	0.50	0.22	1		02/05/22 02:08	79-34-5	
Tetrachloroethene	ND	ug/L	0.50	0.29	1		02/05/22 02:08	127-18-4	
Toluene	ND	ug/L	0.50	0.48	1		02/05/22 02:08	108-88-3	
1,2,3-Trichlorobenzene	ND	ug/L	2.0	0.81	1		02/05/22 02:08	87-61-6	
1,2,4-Trichlorobenzene	ND	ug/L	2.0	0.64	1		02/05/22 02:08	120-82-1	
1,1,1-Trichloroethane	ND	ug/L	0.50	0.33	1		02/05/22 02:08	71-55-6	
1,1,2-Trichloroethane	ND	ug/L	0.50	0.32	1		02/05/22 02:08	79-00-5	
Trichloroethene	ND	ug/L	0.50	0.38	1		02/05/22 02:08	79-01-6	
Trichlorofluoromethane	ND	ug/L	1.0	0.30	1		02/05/22 02:08	75-69-4	
1,2,3-Trichloropropane	ND	ug/L	0.50	0.26	1		02/05/22 02:08	96-18-4	
1,2,4-Trimethylbenzene	ND	ug/L	0.50	0.50	1		02/05/22 02:08	95-63-6	
1,3,5-Trimethylbenzene	ND	ug/L	0.50	0.33	1		02/05/22 02:08	108-67-8	
Vinyl chloride	ND	ug/L	1.0	0.39	1		02/05/22 02:08	75-01-4	
m&p-Xylene	ND	ug/L	1.0	0.71	1		02/05/22 02:08	179601-23-1	
o-Xylene	ND	ug/L	0.50	0.34	1		02/05/22 02:08	95-47-6	
Surrogates									
1,2-Dichloroethane-d4 (S)	101	%	70-130		1		02/05/22 02:08	17060-07-0	
4-Bromofluorobenzene (S)	98	%	70-130		1		02/05/22 02:08	460-00-4	
Toluene-d8 (S)	101	%	70-130		1		02/05/22 02:08	2037-26-5	

REPORT OF LABORATORY ANALYSIS

This report shall not be reproduced, except in full,
without the written consent of Pace Analytical Services, LLC.

Pace Analytical Services, LLC
9800 Kincey Ave. Suite 100
Huntersville, NC 28078
(704)875-9092

ANALYTICAL RESULTS

Project: CPC Huntersville-60674226
Pace Project No.: 92586178

Sample: EB-1-20220203 **Lab ID: 92586178008** Collected: 02/03/22 16:00 Received: 02/03/22 17:45 Matrix: Water

Parameters	Results	Units	Report Limit	MDL	DF	Prepared	Analyzed	CAS No.	Qual
VPH NC Water	Analytical Method: MADEP VPH Pace Analytical Services - Charlotte								
Total VPH (C5-C12)	ND	ug/L	50.0	50.0	1		02/05/22 10:13		N2
Aliphatic (C05-C08)	ND	ug/L	50.0	50.0	1		02/05/22 10:13		N2
Aliphatic(C09-C12) Adjusted	ND	ug/L	50.0	50.0	1		02/05/22 10:13		N2
Aromatic (C09-C10)	ND	ug/L	50.0	50.0	1		02/05/22 10:13		N2
Surrogates									
4-Bromofluorobenzene (FID) (S)	100	%	70-130		1		02/05/22 10:13	460-00-4	
4-Bromofluorobenzene (PID) (S)	96	%	70-130		1		02/05/22 10:13	460-00-4	
6200B MSV	Analytical Method: SM 6200B Pace Analytical Services - Charlotte								
Benzene	ND	ug/L	0.50	0.34	1		02/08/22 00:17	71-43-2	
Bromobenzene	ND	ug/L	0.50	0.29	1		02/08/22 00:17	108-86-1	
Bromochloromethane	ND	ug/L	0.50	0.47	1		02/08/22 00:17	74-97-5	
Bromodichloromethane	ND	ug/L	0.50	0.31	1		02/08/22 00:17	75-27-4	
Bromoform	ND	ug/L	0.50	0.34	1		02/08/22 00:17	75-25-2	
Bromomethane	ND	ug/L	5.0	1.7	1		02/08/22 00:17	74-83-9	IH
n-Butylbenzene	ND	ug/L	0.50	0.49	1		02/08/22 00:17	104-51-8	
sec-Butylbenzene	ND	ug/L	0.50	0.40	1		02/08/22 00:17	135-98-8	
tert-Butylbenzene	ND	ug/L	0.50	0.32	1		02/08/22 00:17	98-06-6	
Carbon tetrachloride	ND	ug/L	0.50	0.33	1		02/08/22 00:17	56-23-5	
Chlorobenzene	ND	ug/L	0.50	0.28	1		02/08/22 00:17	108-90-7	
Chloroethane	ND	ug/L	1.0	0.65	1		02/08/22 00:17	75-00-3	
Chloroform	ND	ug/L	0.50	0.35	1		02/08/22 00:17	67-66-3	
Chloromethane	ND	ug/L	1.0	0.54	1		02/08/22 00:17	74-87-3	
2-Chlorotoluene	ND	ug/L	0.50	0.32	1		02/08/22 00:17	95-49-8	
4-Chlorotoluene	ND	ug/L	0.50	0.32	1		02/08/22 00:17	106-43-4	
1,2-Dibromo-3-chloropropane	ND	ug/L	1.0	0.34	1		02/08/22 00:17	96-12-8	
Dibromochloromethane	ND	ug/L	0.50	0.36	1		02/08/22 00:17	124-48-1	
1,2-Dibromoethane (EDB)	ND	ug/L	0.50	0.27	1		02/08/22 00:17	106-93-4	
Dibromomethane	ND	ug/L	0.50	0.39	1		02/08/22 00:17	74-95-3	
1,2-Dichlorobenzene	ND	ug/L	0.50	0.34	1		02/08/22 00:17	95-50-1	
1,3-Dichlorobenzene	ND	ug/L	0.50	0.34	1		02/08/22 00:17	541-73-1	
1,4-Dichlorobenzene	ND	ug/L	0.50	0.33	1		02/08/22 00:17	106-46-7	
Dichlorodifluoromethane	ND	ug/L	0.50	0.35	1		02/08/22 00:17	75-71-8	
1,1-Dichloroethane	ND	ug/L	0.50	0.37	1		02/08/22 00:17	75-34-3	
1,2-Dichloroethane	ND	ug/L	0.50	0.32	1		02/08/22 00:17	107-06-2	
1,1-Dichloroethene	ND	ug/L	0.50	0.35	1		02/08/22 00:17	75-35-4	
cis-1,2-Dichloroethene	ND	ug/L	0.50	0.38	1		02/08/22 00:17	156-59-2	
trans-1,2-Dichloroethene	ND	ug/L	0.50	0.40	1		02/08/22 00:17	156-60-5	
1,2-Dichloropropane	ND	ug/L	0.50	0.36	1		02/08/22 00:17	78-87-5	
1,3-Dichloropropane	ND	ug/L	0.50	0.28	1		02/08/22 00:17	142-28-9	
2,2-Dichloropropane	ND	ug/L	0.50	0.39	1		02/08/22 00:17	594-20-7	
1,1-Dichloropropene	ND	ug/L	0.50	0.43	1		02/08/22 00:17	563-58-6	
cis-1,3-Dichloropropene	ND	ug/L	0.50	0.36	1		02/08/22 00:17	10061-01-5	
trans-1,3-Dichloropropene	ND	ug/L	0.50	0.36	1		02/08/22 00:17	10061-02-6	

REPORT OF LABORATORY ANALYSIS

This report shall not be reproduced, except in full,
without the written consent of Pace Analytical Services, LLC.

Pace Analytical Services, LLC
9800 Kincey Ave. Suite 100
Huntersville, NC 28078
(704)875-9092

ANALYTICAL RESULTS

Project: CPC Huntersville-60674226
Pace Project No.: 92586178

Sample: EB-1-20220203 **Lab ID: 92586178008** Collected: 02/03/22 16:00 Received: 02/03/22 17:45 Matrix: Water

Parameters	Results	Units	Report Limit	MDL	DF	Prepared	Analyzed	CAS No.	Qual
6200B MSV	Analytical Method: SM 6200B Pace Analytical Services - Charlotte								
Diisopropyl ether	ND	ug/L	0.50	0.31	1		02/08/22 00:17	108-20-3	
Ethylbenzene	ND	ug/L	0.50	0.30	1		02/08/22 00:17	100-41-4	
Hexachloro-1,3-butadiene	ND	ug/L	2.0	1.5	1		02/08/22 00:17	87-68-3	
Isopropylbenzene (Cumene)	ND	ug/L	0.50	0.33	1		02/08/22 00:17	98-82-8	
Methylene Chloride	ND	ug/L	2.0	2.0	1		02/08/22 00:17	75-09-2	
Methyl-tert-butyl ether	ND	ug/L	0.50	0.42	1		02/08/22 00:17	1634-04-4	
Naphthalene	ND	ug/L	2.0	0.64	1		02/08/22 00:17	91-20-3	
n-Propylbenzene	ND	ug/L	0.50	0.34	1		02/08/22 00:17	103-65-1	
Styrene	ND	ug/L	0.50	0.29	1		02/08/22 00:17	100-42-5	
1,1,1,2-Tetrachloroethane	ND	ug/L	0.50	0.31	1		02/08/22 00:17	630-20-6	
1,1,2,2-Tetrachloroethane	ND	ug/L	0.50	0.22	1		02/08/22 00:17	79-34-5	
Tetrachloroethene	ND	ug/L	0.50	0.29	1		02/08/22 00:17	127-18-4	
Toluene	ND	ug/L	0.50	0.48	1		02/08/22 00:17	108-88-3	
1,2,3-Trichlorobenzene	ND	ug/L	2.0	0.81	1		02/08/22 00:17	87-61-6	
1,2,4-Trichlorobenzene	ND	ug/L	2.0	0.64	1		02/08/22 00:17	120-82-1	
1,1,1-Trichloroethane	ND	ug/L	0.50	0.33	1		02/08/22 00:17	71-55-6	
1,1,2-Trichloroethane	ND	ug/L	0.50	0.32	1		02/08/22 00:17	79-00-5	
Trichloroethene	ND	ug/L	0.50	0.38	1		02/08/22 00:17	79-01-6	
Trichlorofluoromethane	ND	ug/L	1.0	0.30	1		02/08/22 00:17	75-69-4	
1,2,3-Trichloropropane	ND	ug/L	0.50	0.26	1		02/08/22 00:17	96-18-4	
1,2,4-Trimethylbenzene	ND	ug/L	0.50	0.50	1		02/08/22 00:17	95-63-6	
1,3,5-Trimethylbenzene	ND	ug/L	0.50	0.33	1		02/08/22 00:17	108-67-8	
Vinyl chloride	ND	ug/L	1.0	0.39	1		02/08/22 00:17	75-01-4	
m&p-Xylene	ND	ug/L	1.0	0.71	1		02/08/22 00:17	179601-23-1	
o-Xylene	ND	ug/L	0.50	0.34	1		02/08/22 00:17	95-47-6	
Surrogates									
1,2-Dichloroethane-d4 (S)	95	%	70-130		1		02/08/22 00:17	17060-07-0	
4-Bromofluorobenzene (S)	98	%	70-130		1		02/08/22 00:17	460-00-4	
Toluene-d8 (S)	100	%	70-130		1		02/08/22 00:17	2037-26-5	

REPORT OF LABORATORY ANALYSIS

This report shall not be reproduced, except in full,
without the written consent of Pace Analytical Services, LLC.

Pace Analytical Services, LLC
9800 Kincey Ave. Suite 100
Huntersville, NC 28078
(704)875-9092

ANALYTICAL RESULTS

Project: CPC Huntersville-60674226
Pace Project No.: 92586178

Sample: MW-61D **Lab ID: 92586178009** Collected: 02/03/22 16:45 Received: 02/03/22 17:45 Matrix: Water

Parameters	Results	Units	Report Limit	MDL	DF	Prepared	Analyzed	CAS No.	Qual
VPH NC Water	Analytical Method: MADEP VPH Pace Analytical Services - Charlotte								
Total VPH (C5-C12)	ND	ug/L	50.0	50.0	1		02/05/22 10:42		N2
Aliphatic (C05-C08)	ND	ug/L	50.0	50.0	1		02/05/22 10:42		N2
Aliphatic(C09-C12) Adjusted	ND	ug/L	50.0	50.0	1		02/05/22 10:42		N2
Aromatic (C09-C10)	ND	ug/L	50.0	50.0	1		02/05/22 10:42		N2
Surrogates									
4-Bromofluorobenzene (FID) (S)	101	%	70-130		1		02/05/22 10:42	460-00-4	
4-Bromofluorobenzene (PID) (S)	96	%	70-130		1		02/05/22 10:42	460-00-4	
6010 MET ICP	Analytical Method: EPA 6010D Preparation Method: EPA 3010A Pace Analytical Services - Asheville								
Lead	ND	ug/L	5.0	4.5	1	02/05/22 17:30	02/07/22 15:59	7439-92-1	
6200B MSV	Analytical Method: SM 6200B Pace Analytical Services - Charlotte								
Benzene	ND	ug/L	0.50	0.34	1		02/05/22 02:26	71-43-2	
Bromobenzene	ND	ug/L	0.50	0.29	1		02/05/22 02:26	108-86-1	
Bromochloromethane	ND	ug/L	0.50	0.47	1		02/05/22 02:26	74-97-5	
Bromodichloromethane	**1.0**	ug/L	0.50	0.31	1		02/05/22 02:26	75-27-4	
Bromoform	ND	ug/L	0.50	0.34	1		02/05/22 02:26	75-25-2	
Bromomethane	ND	ug/L	5.0	1.7	1		02/05/22 02:26	74-83-9	IH
n-Butylbenzene	ND	ug/L	0.50	0.49	1		02/05/22 02:26	104-51-8	
sec-Butylbenzene	ND	ug/L	0.50	0.40	1		02/05/22 02:26	135-98-8	
tert-Butylbenzene	ND	ug/L	0.50	0.32	1		02/05/22 02:26	98-06-6	
Carbon tetrachloride	ND	ug/L	0.50	0.33	1		02/05/22 02:26	56-23-5	
Chlorobenzene	ND	ug/L	0.50	0.28	1		02/05/22 02:26	108-90-7	
Chloroethane	ND	ug/L	1.0	0.65	1		02/05/22 02:26	75-00-3	
Chloroform	**4.8**	ug/L	0.50	0.35	1		02/05/22 02:26	67-66-3	
Chloromethane	ND	ug/L	1.0	0.54	1		02/05/22 02:26	74-87-3	
2-Chlorotoluene	ND	ug/L	0.50	0.32	1		02/05/22 02:26	95-49-8	
4-Chlorotoluene	ND	ug/L	0.50	0.32	1		02/05/22 02:26	106-43-4	
1,2-Dibromo-3-chloropropane	ND	ug/L	1.0	0.34	1		02/05/22 02:26	96-12-8	
Dibromochloromethane	ND	ug/L	0.50	0.36	1		02/05/22 02:26	124-48-1	
1,2-Dibromoethane (EDB)	ND	ug/L	0.50	0.27	1		02/05/22 02:26	106-93-4	
Dibromomethane	ND	ug/L	0.50	0.39	1		02/05/22 02:26	74-95-3	
1,2-Dichlorobenzene	ND	ug/L	0.50	0.34	1		02/05/22 02:26	95-50-1	
1,3-Dichlorobenzene	ND	ug/L	0.50	0.34	1		02/05/22 02:26	541-73-1	
1,4-Dichlorobenzene	ND	ug/L	0.50	0.33	1		02/05/22 02:26	106-46-7	
Dichlorodifluoromethane	ND	ug/L	0.50	0.35	1		02/05/22 02:26	75-71-8	
1,1-Dichloroethane	ND	ug/L	0.50	0.37	1		02/05/22 02:26	75-34-3	
1,2-Dichloroethane	ND	ug/L	0.50	0.32	1		02/05/22 02:26	107-06-2	
1,1-Dichloroethene	ND	ug/L	0.50	0.35	1		02/05/22 02:26	75-35-4	
cis-1,2-Dichloroethene	ND	ug/L	0.50	0.38	1		02/05/22 02:26	156-59-2	
trans-1,2-Dichloroethene	ND	ug/L	0.50	0.40	1		02/05/22 02:26	156-60-5	
1,2-Dichloropropane	ND	ug/L	0.50	0.36	1		02/05/22 02:26	78-87-5	
1,3-Dichloropropane	ND	ug/L	0.50	0.28	1		02/05/22 02:26	142-28-9	

REPORT OF LABORATORY ANALYSIS

This report shall not be reproduced, except in full,
without the written consent of Pace Analytical Services, LLC.

Pace Analytical Services, LLC
9800 Kincey Ave. Suite 100
Huntersville, NC 28078
(704)875-9092

ANALYTICAL RESULTS

Project: CPC Huntersville-60674226
Pace Project No.: 92586178

Sample: MW-61D **Lab ID: 92586178009** Collected: 02/03/22 16:45 Received: 02/03/22 17:45 Matrix: Water

Parameters	Results	Units	Report Limit	MDL	DF	Prepared	Analyzed	CAS No.	Qual
6200B MSV	Analytical Method: SM 6200B Pace Analytical Services - Charlotte								
2,2-Dichloropropane	ND	ug/L	0.50	0.39	1		02/05/22 02:26	594-20-7	
1,1-Dichloropropene	ND	ug/L	0.50	0.43	1		02/05/22 02:26	563-58-6	
cis-1,3-Dichloropropene	ND	ug/L	0.50	0.36	1		02/05/22 02:26	10061-01-5	
trans-1,3-Dichloropropene	ND	ug/L	0.50	0.36	1		02/05/22 02:26	10061-02-6	
Diisopropyl ether	ND	ug/L	0.50	0.31	1		02/05/22 02:26	108-20-3	
Ethylbenzene	ND	ug/L	0.50	0.30	1		02/05/22 02:26	100-41-4	
Hexachloro-1,3-butadiene	ND	ug/L	2.0	1.5	1		02/05/22 02:26	87-68-3	
Isopropylbenzene (Cumene)	ND	ug/L	0.50	0.33	1		02/05/22 02:26	98-82-8	
Methylene Chloride	ND	ug/L	2.0	2.0	1		02/05/22 02:26	75-09-2	
Methyl-tert-butyl ether	ND	ug/L	0.50	0.42	1		02/05/22 02:26	1634-04-4	
Naphthalene	ND	ug/L	2.0	0.64	1		02/05/22 02:26	91-20-3	
n-Propylbenzene	ND	ug/L	0.50	0.34	1		02/05/22 02:26	103-65-1	
Styrene	ND	ug/L	0.50	0.29	1		02/05/22 02:26	100-42-5	
1,1,1,2-Tetrachloroethane	ND	ug/L	0.50	0.31	1		02/05/22 02:26	630-20-6	
1,1,2,2-Tetrachloroethane	ND	ug/L	0.50	0.22	1		02/05/22 02:26	79-34-5	
Tetrachloroethene	ND	ug/L	0.50	0.29	1		02/05/22 02:26	127-18-4	
Toluene	ND	ug/L	0.50	0.48	1		02/05/22 02:26	108-88-3	
1,2,3-Trichlorobenzene	ND	ug/L	2.0	0.81	1		02/05/22 02:26	87-61-6	
1,2,4-Trichlorobenzene	ND	ug/L	2.0	0.64	1		02/05/22 02:26	120-82-1	
1,1,1-Trichloroethane	ND	ug/L	0.50	0.33	1		02/05/22 02:26	71-55-6	
1,1,2-Trichloroethane	ND	ug/L	0.50	0.32	1		02/05/22 02:26	79-00-5	
Trichloroethene	ND	ug/L	0.50	0.38	1		02/05/22 02:26	79-01-6	
Trichlorofluoromethane	ND	ug/L	1.0	0.30	1		02/05/22 02:26	75-69-4	
1,2,3-Trichloropropane	ND	ug/L	0.50	0.26	1		02/05/22 02:26	96-18-4	
1,2,4-Trimethylbenzene	ND	ug/L	0.50	0.50	1		02/05/22 02:26	95-63-6	
1,3,5-Trimethylbenzene	ND	ug/L	0.50	0.33	1		02/05/22 02:26	108-67-8	
Vinyl chloride	ND	ug/L	1.0	0.39	1		02/05/22 02:26	75-01-4	
m&p-Xylene	ND	ug/L	1.0	0.71	1		02/05/22 02:26	179601-23-1	
o-Xylene	ND	ug/L	0.50	0.34	1		02/05/22 02:26	95-47-6	
Surrogates									
1,2-Dichloroethane-d4 (S)	98	%	70-130		1		02/05/22 02:26	17060-07-0	
4-Bromofluorobenzene (S)	95	%	70-130		1		02/05/22 02:26	460-00-4	
Toluene-d8 (S)	99	%	70-130		1		02/05/22 02:26	2037-26-5	

REPORT OF LABORATORY ANALYSIS

This report shall not be reproduced, except in full,
without the written consent of Pace Analytical Services, LLC.

Pace Analytical Services, LLC
9800 Kincey Ave. Suite 100
Huntersville, NC 28078
(704)875-9092

ANALYTICAL RESULTS

Project: CPC Huntersville-60674226
Pace Project No.: 92586178

Sample: MW-69 **Lab ID: 92586178010** Collected: 02/03/22 15:20 Received: 02/03/22 17:45 Matrix: Water

Parameters	Results	Units	Report Limit	MDL	DF	Prepared	Analyzed	CAS No.	Qual
VPH NC Water	Analytical Method: MADEP VPH Pace Analytical Services - Charlotte								
Total VPH (C5-C12)	ND	ug/L	50.0	50.0	1		02/05/22 11:11		N2
Aliphatic (C05-C08)	ND	ug/L	50.0	50.0	1		02/05/22 11:11		N2
Aliphatic(C09-C12) Adjusted	ND	ug/L	50.0	50.0	1		02/05/22 11:11		N2
Aromatic (C09-C10)	ND	ug/L	50.0	50.0	1		02/05/22 11:11		N2
Surrogates									
4-Bromofluorobenzene (FID) (S)	102	%	70-130		1		02/05/22 11:11	460-00-4	
4-Bromofluorobenzene (PID) (S)	97	%	70-130		1		02/05/22 11:11	460-00-4	
6010 MET ICP	Analytical Method: EPA 6010D Preparation Method: EPA 3010A Pace Analytical Services - Asheville								
Lead	**31.0**	ug/L	5.0	4.5	1	02/07/22 20:06	02/09/22 03:28	7439-92-1	
6200B MSV	Analytical Method: SM 6200B Pace Analytical Services - Charlotte								
Benzene	ND	ug/L	0.50	0.34	1		02/08/22 01:11	71-43-2	
Bromobenzene	ND	ug/L	0.50	0.29	1		02/08/22 01:11	108-86-1	
Bromochloromethane	ND	ug/L	0.50	0.47	1		02/08/22 01:11	74-97-5	
Bromodichloromethane	**0.73**	ug/L	0.50	0.31	1		02/08/22 01:11	75-27-4	
Bromoform	ND	ug/L	0.50	0.34	1		02/08/22 01:11	75-25-2	
Bromomethane	ND	ug/L	5.0	1.7	1		02/08/22 01:11	74-83-9	IH
n-Butylbenzene	ND	ug/L	0.50	0.49	1		02/08/22 01:11	104-51-8	
sec-Butylbenzene	ND	ug/L	0.50	0.40	1		02/08/22 01:11	135-98-8	
tert-Butylbenzene	ND	ug/L	0.50	0.32	1		02/08/22 01:11	98-06-6	
Carbon tetrachloride	ND	ug/L	0.50	0.33	1		02/08/22 01:11	56-23-5	
Chlorobenzene	ND	ug/L	0.50	0.28	1		02/08/22 01:11	108-90-7	
Chloroethane	ND	ug/L	1.0	0.65	1		02/08/22 01:11	75-00-3	
Chloroform	**4.1**	ug/L	0.50	0.35	1		02/08/22 01:11	67-66-3	
Chloromethane	ND	ug/L	1.0	0.54	1		02/08/22 01:11	74-87-3	
2-Chlorotoluene	ND	ug/L	0.50	0.32	1		02/08/22 01:11	95-49-8	
4-Chlorotoluene	ND	ug/L	0.50	0.32	1		02/08/22 01:11	106-43-4	
1,2-Dibromo-3-chloropropane	ND	ug/L	1.0	0.34	1		02/08/22 01:11	96-12-8	
Dibromochloromethane	ND	ug/L	0.50	0.36	1		02/08/22 01:11	124-48-1	
1,2-Dibromoethane (EDB)	ND	ug/L	0.50	0.27	1		02/08/22 01:11	106-93-4	
Dibromomethane	ND	ug/L	0.50	0.39	1		02/08/22 01:11	74-95-3	
1,2-Dichlorobenzene	ND	ug/L	0.50	0.34	1		02/08/22 01:11	95-50-1	
1,3-Dichlorobenzene	ND	ug/L	0.50	0.34	1		02/08/22 01:11	541-73-1	
1,4-Dichlorobenzene	ND	ug/L	0.50	0.33	1		02/08/22 01:11	106-46-7	
Dichlorodifluoromethane	ND	ug/L	0.50	0.35	1		02/08/22 01:11	75-71-8	
1,1-Dichloroethane	ND	ug/L	0.50	0.37	1		02/08/22 01:11	75-34-3	
1,2-Dichloroethane	ND	ug/L	0.50	0.32	1		02/08/22 01:11	107-06-2	
1,1-Dichloroethene	ND	ug/L	0.50	0.35	1		02/08/22 01:11	75-35-4	
cis-1,2-Dichloroethene	ND	ug/L	0.50	0.38	1		02/08/22 01:11	156-59-2	
trans-1,2-Dichloroethene	ND	ug/L	0.50	0.40	1		02/08/22 01:11	156-60-5	
1,2-Dichloropropane	ND	ug/L	0.50	0.36	1		02/08/22 01:11	78-87-5	
1,3-Dichloropropane	ND	ug/L	0.50	0.28	1		02/08/22 01:11	142-28-9	

REPORT OF LABORATORY ANALYSIS

This report shall not be reproduced, except in full,
without the written consent of Pace Analytical Services, LLC.

Pace Analytical Services, LLC
9800 Kincey Ave. Suite 100
Huntersville, NC 28078
(704)875-9092

ANALYTICAL RESULTS

Project: CPC Huntersville-60674226
Pace Project No.: 92586178

Sample: MW-69 **Lab ID: 92586178010** Collected: 02/03/22 15:20 Received: 02/03/22 17:45 Matrix: Water

Parameters	Results	Units	Report Limit	MDL	DF	Prepared	Analyzed	CAS No.	Qual
6200B MSV	Analytical Method: SM 6200B Pace Analytical Services - Charlotte								
2,2-Dichloropropane	ND	ug/L	0.50	0.39	1		02/08/22 01:11	594-20-7	
1,1-Dichloropropene	ND	ug/L	0.50	0.43	1		02/08/22 01:11	563-58-6	
cis-1,3-Dichloropropene	ND	ug/L	0.50	0.36	1		02/08/22 01:11	10061-01-5	
trans-1,3-Dichloropropene	ND	ug/L	0.50	0.36	1		02/08/22 01:11	10061-02-6	
Diisopropyl ether	ND	ug/L	0.50	0.31	1		02/08/22 01:11	108-20-3	
Ethylbenzene	ND	ug/L	0.50	0.30	1		02/08/22 01:11	100-41-4	
Hexachloro-1,3-butadiene	ND	ug/L	2.0	1.5	1		02/08/22 01:11	87-68-3	
Isopropylbenzene (Cumene)	ND	ug/L	0.50	0.33	1		02/08/22 01:11	98-82-8	
Methylene Chloride	ND	ug/L	2.0	2.0	1		02/08/22 01:11	75-09-2	
Methyl-tert-butyl ether	ND	ug/L	0.50	0.42	1		02/08/22 01:11	1634-04-4	
Naphthalene	ND	ug/L	2.0	0.64	1		02/08/22 01:11	91-20-3	
n-Propylbenzene	ND	ug/L	0.50	0.34	1		02/08/22 01:11	103-65-1	
Styrene	ND	ug/L	0.50	0.29	1		02/08/22 01:11	100-42-5	
1,1,1,2-Tetrachloroethane	ND	ug/L	0.50	0.31	1		02/08/22 01:11	630-20-6	
1,1,2,2-Tetrachloroethane	ND	ug/L	0.50	0.22	1		02/08/22 01:11	79-34-5	
Tetrachloroethene	ND	ug/L	0.50	0.29	1		02/08/22 01:11	127-18-4	
Toluene	ND	ug/L	0.50	0.48	1		02/08/22 01:11	108-88-3	
1,2,3-Trichlorobenzene	ND	ug/L	2.0	0.81	1		02/08/22 01:11	87-61-6	
1,2,4-Trichlorobenzene	ND	ug/L	2.0	0.64	1		02/08/22 01:11	120-82-1	
1,1,1-Trichloroethane	ND	ug/L	0.50	0.33	1		02/08/22 01:11	71-55-6	
1,1,2-Trichloroethane	ND	ug/L	0.50	0.32	1		02/08/22 01:11	79-00-5	
Trichloroethene	ND	ug/L	0.50	0.38	1		02/08/22 01:11	79-01-6	
Trichlorofluoromethane	ND	ug/L	1.0	0.30	1		02/08/22 01:11	75-69-4	
1,2,3-Trichloropropane	ND	ug/L	0.50	0.26	1		02/08/22 01:11	96-18-4	
1,2,4-Trimethylbenzene	ND	ug/L	0.50	0.50	1		02/08/22 01:11	95-63-6	
1,3,5-Trimethylbenzene	ND	ug/L	0.50	0.33	1		02/08/22 01:11	108-67-8	
Vinyl chloride	ND	ug/L	1.0	0.39	1		02/08/22 01:11	75-01-4	
m&p-Xylene	ND	ug/L	1.0	0.71	1		02/08/22 01:11	179601-23-1	
o-Xylene	ND	ug/L	0.50	0.34	1		02/08/22 01:11	95-47-6	
Surrogates									
1,2-Dichloroethane-d4 (S)	96	%	70-130		1		02/08/22 01:11	17060-07-0	
4-Bromofluorobenzene (S)	97	%	70-130		1		02/08/22 01:11	460-00-4	
Toluene-d8 (S)	101	%	70-130		1		02/08/22 01:11	2037-26-5	

REPORT OF LABORATORY ANALYSIS

This report shall not be reproduced, except in full,
without the written consent of Pace Analytical Services, LLC.

Pace Analytical Services, LLC
9800 Kincey Ave. Suite 100
Huntersville, NC 28078
(704)875-9092

ANALYTICAL RESULTS

Project: CPC Huntersville-60674226
Pace Project No.: 92586178

Sample: EB-2-20220203 **Lab ID: 92586178011** Collected: 02/03/22 17:00 Received: 02/03/22 17:45 Matrix: Water

Parameters	Results	Units	Report Limit	MDL	DF	Prepared	Analyzed	CAS No.	Qual
VPH NC Water	Analytical Method: MADEP VPH Pace Analytical Services - Charlotte								
Total VPH (C5-C12)	ND	ug/L	50.0	50.0	1		02/05/22 11:39		N2
Aliphatic (C05-C08)	ND	ug/L	50.0	50.0	1		02/05/22 11:39		N2
Aliphatic(C09-C12) Adjusted	ND	ug/L	50.0	50.0	1		02/05/22 11:39		N2
Aromatic (C09-C10)	ND	ug/L	50.0	50.0	1		02/05/22 11:39		N2
Surrogates									
4-Bromofluorobenzene (FID) (S)	101	%	70-130		1		02/05/22 11:39	460-00-4	
4-Bromofluorobenzene (PID) (S)	96	%	70-130		1		02/05/22 11:39	460-00-4	
6010 MET ICP	Analytical Method: EPA 6010D Preparation Method: EPA 3010A Pace Analytical Services - Asheville								
Lead	ND	ug/L	5.0	4.5	1	02/07/22 20:06	02/09/22 03:15	7439-92-1	
6200B MSV	Analytical Method: SM 6200B Pace Analytical Services - Charlotte								
Benzene	ND	ug/L	0.50	0.34	1		02/07/22 23:59	71-43-2	
Bromobenzene	ND	ug/L	0.50	0.29	1		02/07/22 23:59	108-86-1	
Bromochloromethane	ND	ug/L	0.50	0.47	1		02/07/22 23:59	74-97-5	
Bromodichloromethane	ND	ug/L	0.50	0.31	1		02/07/22 23:59	75-27-4	
Bromoform	ND	ug/L	0.50	0.34	1		02/07/22 23:59	75-25-2	
Bromomethane	ND	ug/L	5.0	1.7	1		02/07/22 23:59	74-83-9	IH
n-Butylbenzene	ND	ug/L	0.50	0.49	1		02/07/22 23:59	104-51-8	
sec-Butylbenzene	ND	ug/L	0.50	0.40	1		02/07/22 23:59	135-98-8	
tert-Butylbenzene	ND	ug/L	0.50	0.32	1		02/07/22 23:59	98-06-6	
Carbon tetrachloride	ND	ug/L	0.50	0.33	1		02/07/22 23:59	56-23-5	
Chlorobenzene	ND	ug/L	0.50	0.28	1		02/07/22 23:59	108-90-7	
Chloroethane	ND	ug/L	1.0	0.65	1		02/07/22 23:59	75-00-3	
Chloroform	ND	ug/L	0.50	0.35	1		02/07/22 23:59	67-66-3	
Chloromethane	ND	ug/L	1.0	0.54	1		02/07/22 23:59	74-87-3	
2-Chlorotoluene	ND	ug/L	0.50	0.32	1		02/07/22 23:59	95-49-8	
4-Chlorotoluene	ND	ug/L	0.50	0.32	1		02/07/22 23:59	106-43-4	
1,2-Dibromo-3-chloropropane	ND	ug/L	1.0	0.34	1		02/07/22 23:59	96-12-8	
Dibromochloromethane	ND	ug/L	0.50	0.36	1		02/07/22 23:59	124-48-1	
1,2-Dibromoethane (EDB)	ND	ug/L	0.50	0.27	1		02/07/22 23:59	106-93-4	
Dibromomethane	ND	ug/L	0.50	0.39	1		02/07/22 23:59	74-95-3	
1,2-Dichlorobenzene	ND	ug/L	0.50	0.34	1		02/07/22 23:59	95-50-1	
1,3-Dichlorobenzene	ND	ug/L	0.50	0.34	1		02/07/22 23:59	541-73-1	
1,4-Dichlorobenzene	ND	ug/L	0.50	0.33	1		02/07/22 23:59	106-46-7	
Dichlorodifluoromethane	ND	ug/L	0.50	0.35	1		02/07/22 23:59	75-71-8	
1,1-Dichloroethane	ND	ug/L	0.50	0.37	1		02/07/22 23:59	75-34-3	
1,2-Dichloroethane	ND	ug/L	0.50	0.32	1		02/07/22 23:59	107-06-2	
1,1-Dichloroethene	ND	ug/L	0.50	0.35	1		02/07/22 23:59	75-35-4	
cis-1,2-Dichloroethene	ND	ug/L	0.50	0.38	1		02/07/22 23:59	156-59-2	
trans-1,2-Dichloroethene	ND	ug/L	0.50	0.40	1		02/07/22 23:59	156-60-5	
1,2-Dichloropropane	ND	ug/L	0.50	0.36	1		02/07/22 23:59	78-87-5	
1,3-Dichloropropane	ND	ug/L	0.50	0.28	1		02/07/22 23:59	142-28-9	

REPORT OF LABORATORY ANALYSIS

This report shall not be reproduced, except in full,
without the written consent of Pace Analytical Services, LLC.

Pace Analytical Services, LLC
9800 Kincey Ave. Suite 100
Huntersville, NC 28078
(704)875-9092

ANALYTICAL RESULTS

Project: CPC Huntersville-60674226
Pace Project No.: 92586178

Sample: EB-2-20220203 **Lab ID: 92586178011** Collected: 02/03/22 17:00 Received: 02/03/22 17:45 Matrix: Water

Parameters	Results	Units	Report Limit	MDL	DF	Prepared	Analyzed	CAS No.	Qual
6200B MSV	Analytical Method: SM 6200B Pace Analytical Services - Charlotte								
2,2-Dichloropropane	ND	ug/L	0.50	0.39	1		02/07/22 23:59	594-20-7	
1,1-Dichloropropene	ND	ug/L	0.50	0.43	1		02/07/22 23:59	563-58-6	
cis-1,3-Dichloropropene	ND	ug/L	0.50	0.36	1		02/07/22 23:59	10061-01-5	
trans-1,3-Dichloropropene	ND	ug/L	0.50	0.36	1		02/07/22 23:59	10061-02-6	
Diisopropyl ether	ND	ug/L	0.50	0.31	1		02/07/22 23:59	108-20-3	
Ethylbenzene	ND	ug/L	0.50	0.30	1		02/07/22 23:59	100-41-4	
Hexachloro-1,3-butadiene	ND	ug/L	2.0	1.5	1		02/07/22 23:59	87-68-3	
Isopropylbenzene (Cumene)	ND	ug/L	0.50	0.33	1		02/07/22 23:59	98-82-8	
Methylene Chloride	ND	ug/L	2.0	2.0	1		02/07/22 23:59	75-09-2	
Methyl-tert-butyl ether	ND	ug/L	0.50	0.42	1		02/07/22 23:59	1634-04-4	
Naphthalene	ND	ug/L	2.0	0.64	1		02/07/22 23:59	91-20-3	
n-Propylbenzene	ND	ug/L	0.50	0.34	1		02/07/22 23:59	103-65-1	
Styrene	ND	ug/L	0.50	0.29	1		02/07/22 23:59	100-42-5	
1,1,1,2-Tetrachloroethane	ND	ug/L	0.50	0.31	1		02/07/22 23:59	630-20-6	
1,1,2,2-Tetrachloroethane	ND	ug/L	0.50	0.22	1		02/07/22 23:59	79-34-5	
Tetrachloroethene	ND	ug/L	0.50	0.29	1		02/07/22 23:59	127-18-4	
Toluene	ND	ug/L	0.50	0.48	1		02/07/22 23:59	108-88-3	
1,2,3-Trichlorobenzene	ND	ug/L	2.0	0.81	1		02/07/22 23:59	87-61-6	
1,2,4-Trichlorobenzene	ND	ug/L	2.0	0.64	1		02/07/22 23:59	120-82-1	
1,1,1-Trichloroethane	ND	ug/L	0.50	0.33	1		02/07/22 23:59	71-55-6	
1,1,2-Trichloroethane	ND	ug/L	0.50	0.32	1		02/07/22 23:59	79-00-5	
Trichloroethene	ND	ug/L	0.50	0.38	1		02/07/22 23:59	79-01-6	
Trichlorofluoromethane	ND	ug/L	1.0	0.30	1		02/07/22 23:59	75-69-4	
1,2,3-Trichloropropane	ND	ug/L	0.50	0.26	1		02/07/22 23:59	96-18-4	
1,2,4-Trimethylbenzene	ND	ug/L	0.50	0.50	1		02/07/22 23:59	95-63-6	
1,3,5-Trimethylbenzene	ND	ug/L	0.50	0.33	1		02/07/22 23:59	108-67-8	
Vinyl chloride	ND	ug/L	1.0	0.39	1		02/07/22 23:59	75-01-4	
m&p-Xylene	ND	ug/L	1.0	0.71	1		02/07/22 23:59	179601-23-1	
o-Xylene	ND	ug/L	0.50	0.34	1		02/07/22 23:59	95-47-6	
Surrogates									
1,2-Dichloroethane-d4 (S)	97	%	70-130		1		02/07/22 23:59	17060-07-0	
4-Bromofluorobenzene (S)	95	%	70-130		1		02/07/22 23:59	460-00-4	
Toluene-d8 (S)	100	%	70-130		1		02/07/22 23:59	2037-26-5	

REPORT OF LABORATORY ANALYSIS

This report shall not be reproduced, except in full,
without the written consent of Pace Analytical Services, LLC.

Pace Analytical Services, LLC
9800 Kincey Ave. Suite 100
Huntersville, NC 28078
(704)875-9092

ANALYTICAL RESULTS

Project: CPC Huntersville-60674226
Pace Project No.: 92586178

Sample: MW-43 **Lab ID: 92586178012** Collected: 02/03/22 15:05 Received: 02/03/22 17:45 Matrix: Water

Parameters	Results	Units	Report Limit	MDL	DF	Prepared	Analyzed	CAS No.	Qual
VPH NC Water	Analytical Method: MADEP VPH Pace Analytical Services - Charlotte								
Total VPH (C5-C12)	ND	ug/L	50.0	50.0	1		02/05/22 12:08		N2
Aliphatic (C05-C08)	ND	ug/L	50.0	50.0	1		02/05/22 12:08		N2
Aliphatic(C09-C12) Adjusted	ND	ug/L	50.0	50.0	1		02/05/22 12:08		N2
Aromatic (C09-C10)	ND	ug/L	50.0	50.0	1		02/05/22 12:08		N2
Surrogates									
4-Bromofluorobenzene (FID) (S)	101	%	70-130		1		02/05/22 12:08	460-00-4	
4-Bromofluorobenzene (PID) (S)	96	%	70-130		1		02/05/22 12:08	460-00-4	
6010 MET ICP	Analytical Method: EPA 6010D Preparation Method: EPA 3010A Pace Analytical Services - Asheville								
Lead	ND	ug/L	5.0	4.5	1	02/07/22 20:06	02/09/22 03:31	7439-92-1	
6200B MSV	Analytical Method: SM 6200B Pace Analytical Services - Charlotte								
Benzene	ND	ug/L	0.50	0.34	1		02/05/22 02:44	71-43-2	
Bromobenzene	ND	ug/L	0.50	0.29	1		02/05/22 02:44	108-86-1	
Bromochloromethane	ND	ug/L	0.50	0.47	1		02/05/22 02:44	74-97-5	
Bromodichloromethane	ND	ug/L	0.50	0.31	1		02/05/22 02:44	75-27-4	
Bromoform	ND	ug/L	0.50	0.34	1		02/05/22 02:44	75-25-2	
Bromomethane	ND	ug/L	5.0	1.7	1		02/05/22 02:44	74-83-9	IH
n-Butylbenzene	ND	ug/L	0.50	0.49	1		02/05/22 02:44	104-51-8	
sec-Butylbenzene	ND	ug/L	0.50	0.40	1		02/05/22 02:44	135-98-8	
tert-Butylbenzene	ND	ug/L	0.50	0.32	1		02/05/22 02:44	98-06-6	
Carbon tetrachloride	ND	ug/L	0.50	0.33	1		02/05/22 02:44	56-23-5	
Chlorobenzene	ND	ug/L	0.50	0.28	1		02/05/22 02:44	108-90-7	
Chloroethane	ND	ug/L	1.0	0.65	1		02/05/22 02:44	75-00-3	
Chloroform	ND	ug/L	0.50	0.35	1		02/05/22 02:44	67-66-3	
Chloromethane	ND	ug/L	1.0	0.54	1		02/05/22 02:44	74-87-3	
2-Chlorotoluene	ND	ug/L	0.50	0.32	1		02/05/22 02:44	95-49-8	
4-Chlorotoluene	ND	ug/L	0.50	0.32	1		02/05/22 02:44	106-43-4	
1,2-Dibromo-3-chloropropane	ND	ug/L	1.0	0.34	1		02/05/22 02:44	96-12-8	
Dibromochloromethane	ND	ug/L	0.50	0.36	1		02/05/22 02:44	124-48-1	
1,2-Dibromoethane (EDB)	ND	ug/L	0.50	0.27	1		02/05/22 02:44	106-93-4	
Dibromomethane	ND	ug/L	0.50	0.39	1		02/05/22 02:44	74-95-3	
1,2-Dichlorobenzene	ND	ug/L	0.50	0.34	1		02/05/22 02:44	95-50-1	
1,3-Dichlorobenzene	ND	ug/L	0.50	0.34	1		02/05/22 02:44	541-73-1	
1,4-Dichlorobenzene	ND	ug/L	0.50	0.33	1		02/05/22 02:44	106-46-7	
Dichlorodifluoromethane	ND	ug/L	0.50	0.35	1		02/05/22 02:44	75-71-8	
1,1-Dichloroethane	ND	ug/L	0.50	0.37	1		02/05/22 02:44	75-34-3	
1,2-Dichloroethane	ND	ug/L	0.50	0.32	1		02/05/22 02:44	107-06-2	
1,1-Dichloroethene	ND	ug/L	0.50	0.35	1		02/05/22 02:44	75-35-4	
cis-1,2-Dichloroethene	ND	ug/L	0.50	0.38	1		02/05/22 02:44	156-59-2	
trans-1,2-Dichloroethene	ND	ug/L	0.50	0.40	1		02/05/22 02:44	156-60-5	
1,2-Dichloropropane	ND	ug/L	0.50	0.36	1		02/05/22 02:44	78-87-5	
1,3-Dichloropropane	ND	ug/L	0.50	0.28	1		02/05/22 02:44	142-28-9	

REPORT OF LABORATORY ANALYSIS

This report shall not be reproduced, except in full,
without the written consent of Pace Analytical Services, LLC.

Pace Analytical Services, LLC
9800 Kincey Ave. Suite 100
Huntersville, NC 28078
(704)875-9092

ANALYTICAL RESULTS

Project: CPC Huntersville-60674226
Pace Project No.: 92586178

Sample: MW-43 **Lab ID: 92586178012** Collected: 02/03/22 15:05 Received: 02/03/22 17:45 Matrix: Water

Parameters	Results	Units	Report Limit	MDL	DF	Prepared	Analyzed	CAS No.	Qual
6200B MSV	Analytical Method: SM 6200B Pace Analytical Services - Charlotte								
2,2-Dichloropropane	ND	ug/L	0.50	0.39	1		02/05/22 02:44	594-20-7	
1,1-Dichloropropene	ND	ug/L	0.50	0.43	1		02/05/22 02:44	563-58-6	
cis-1,3-Dichloropropene	ND	ug/L	0.50	0.36	1		02/05/22 02:44	10061-01-5	
trans-1,3-Dichloropropene	ND	ug/L	0.50	0.36	1		02/05/22 02:44	10061-02-6	
Diisopropyl ether	ND	ug/L	0.50	0.31	1		02/05/22 02:44	108-20-3	
Ethylbenzene	ND	ug/L	0.50	0.30	1		02/05/22 02:44	100-41-4	
Hexachloro-1,3-butadiene	ND	ug/L	2.0	1.5	1		02/05/22 02:44	87-68-3	
Isopropylbenzene (Cumene)	ND	ug/L	0.50	0.33	1		02/05/22 02:44	98-82-8	
Methylene Chloride	ND	ug/L	2.0	2.0	1		02/05/22 02:44	75-09-2	
Methyl-tert-butyl ether	ND	ug/L	0.50	0.42	1		02/05/22 02:44	1634-04-4	
Naphthalene	ND	ug/L	2.0	0.64	1		02/05/22 02:44	91-20-3	
n-Propylbenzene	ND	ug/L	0.50	0.34	1		02/05/22 02:44	103-65-1	
Styrene	ND	ug/L	0.50	0.29	1		02/05/22 02:44	100-42-5	
1,1,1,2-Tetrachloroethane	ND	ug/L	0.50	0.31	1		02/05/22 02:44	630-20-6	
1,1,2,2-Tetrachloroethane	ND	ug/L	0.50	0.22	1		02/05/22 02:44	79-34-5	
Tetrachloroethene	ND	ug/L	0.50	0.29	1		02/05/22 02:44	127-18-4	
Toluene	ND	ug/L	0.50	0.48	1		02/05/22 02:44	108-88-3	
1,2,3-Trichlorobenzene	ND	ug/L	2.0	0.81	1		02/05/22 02:44	87-61-6	
1,2,4-Trichlorobenzene	ND	ug/L	2.0	0.64	1		02/05/22 02:44	120-82-1	
1,1,1-Trichloroethane	ND	ug/L	0.50	0.33	1		02/05/22 02:44	71-55-6	
1,1,2-Trichloroethane	ND	ug/L	0.50	0.32	1		02/05/22 02:44	79-00-5	
Trichloroethene	ND	ug/L	0.50	0.38	1		02/05/22 02:44	79-01-6	
Trichlorofluoromethane	**0.54J**	ug/L	1.0	0.30	1		02/05/22 02:44	75-69-4	
1,2,3-Trichloropropane	ND	ug/L	0.50	0.26	1		02/05/22 02:44	96-18-4	
1,2,4-Trimethylbenzene	ND	ug/L	0.50	0.50	1		02/05/22 02:44	95-63-6	
1,3,5-Trimethylbenzene	ND	ug/L	0.50	0.33	1		02/05/22 02:44	108-67-8	
Vinyl chloride	ND	ug/L	1.0	0.39	1		02/05/22 02:44	75-01-4	
m&p-Xylene	ND	ug/L	1.0	0.71	1		02/05/22 02:44	179601-23-1	
o-Xylene	ND	ug/L	0.50	0.34	1		02/05/22 02:44	95-47-6	
Surrogates									
1,2-Dichloroethane-d4 (S)	99	%	70-130		1		02/05/22 02:44	17060-07-0	
4-Bromofluorobenzene (S)	97	%	70-130		1		02/05/22 02:44	460-00-4	
Toluene-d8 (S)	101	%	70-130		1		02/05/22 02:44	2037-26-5	

REPORT OF LABORATORY ANALYSIS

This report shall not be reproduced, except in full,
without the written consent of Pace Analytical Services, LLC.

Pace Analytical Services, LLC
9800 Kincey Ave. Suite 100
Huntersville, NC 28078
(704)875-9092

ANALYTICAL RESULTS

Project: CPC Huntersville-60674226
Pace Project No.: 92586178

Sample: MW-01 **Lab ID: 92586178013** Collected: 02/03/22 10:20 Received: 02/03/22 17:45 Matrix: Water

Parameters	Results	Units	Report Limit	MDL	DF	Prepared	Analyzed	CAS No.	Qual
VPH NC Water	Analytical Method: MADEP VPH Pace Analytical Services - Charlotte								
Total VPH (C5-C12)	ND	ug/L	50.0	50.0	1		02/08/22 04:41		N2
Aliphatic (C05-C08)	ND	ug/L	50.0	50.0	1		02/08/22 04:41		N2
Aliphatic(C09-C12) Adjusted	ND	ug/L	50.0	50.0	1		02/08/22 04:41		N2
Aromatic (C09-C10)	ND	ug/L	50.0	50.0	1		02/08/22 04:41		N2
Surrogates									
4-Bromofluorobenzene (FID) (S)	94	%	70-130		1		02/08/22 04:41	460-00-4	
4-Bromofluorobenzene (PID) (S)	88	%	70-130		1		02/08/22 04:41	460-00-4	
6010 MET ICP	Analytical Method: EPA 6010D Preparation Method: EPA 3010A Pace Analytical Services - Asheville								
Lead	**50.6**	ug/L	5.0	4.5	1	02/07/22 20:06	02/09/22 03:41	7439-92-1	
6200B MSV	Analytical Method: SM 6200B Pace Analytical Services - Charlotte								
Benzene	ND	ug/L	0.50	0.34	1		02/08/22 02:22	71-43-2	
Bromobenzene	ND	ug/L	0.50	0.29	1		02/08/22 02:22	108-86-1	
Bromochloromethane	ND	ug/L	0.50	0.47	1		02/08/22 02:22	74-97-5	
Bromodichloromethane	ND	ug/L	0.50	0.31	1		02/08/22 02:22	75-27-4	
Bromoform	ND	ug/L	0.50	0.34	1		02/08/22 02:22	75-25-2	
Bromomethane	ND	ug/L	5.0	1.7	1		02/08/22 02:22	74-83-9	IH
n-Butylbenzene	ND	ug/L	0.50	0.49	1		02/08/22 02:22	104-51-8	
sec-Butylbenzene	ND	ug/L	0.50	0.40	1		02/08/22 02:22	135-98-8	
tert-Butylbenzene	ND	ug/L	0.50	0.32	1		02/08/22 02:22	98-06-6	
Carbon tetrachloride	ND	ug/L	0.50	0.33	1		02/08/22 02:22	56-23-5	
Chlorobenzene	ND	ug/L	0.50	0.28	1		02/08/22 02:22	108-90-7	
Chloroethane	ND	ug/L	1.0	0.65	1		02/08/22 02:22	75-00-3	
Chloroform	ND	ug/L	0.50	0.35	1		02/08/22 02:22	67-66-3	
Chloromethane	ND	ug/L	1.0	0.54	1		02/08/22 02:22	74-87-3	
2-Chlorotoluene	ND	ug/L	0.50	0.32	1		02/08/22 02:22	95-49-8	
4-Chlorotoluene	ND	ug/L	0.50	0.32	1		02/08/22 02:22	106-43-4	
1,2-Dibromo-3-chloropropane	ND	ug/L	1.0	0.34	1		02/08/22 02:22	96-12-8	
Dibromochloromethane	ND	ug/L	0.50	0.36	1		02/08/22 02:22	124-48-1	
1,2-Dibromoethane (EDB)	ND	ug/L	0.50	0.27	1		02/08/22 02:22	106-93-4	
Dibromomethane	ND	ug/L	0.50	0.39	1		02/08/22 02:22	74-95-3	
1,2-Dichlorobenzene	ND	ug/L	0.50	0.34	1		02/08/22 02:22	95-50-1	
1,3-Dichlorobenzene	ND	ug/L	0.50	0.34	1		02/08/22 02:22	541-73-1	
1,4-Dichlorobenzene	ND	ug/L	0.50	0.33	1		02/08/22 02:22	106-46-7	
Dichlorodifluoromethane	ND	ug/L	0.50	0.35	1		02/08/22 02:22	75-71-8	
1,1-Dichloroethane	ND	ug/L	0.50	0.37	1		02/08/22 02:22	75-34-3	
1,2-Dichloroethane	ND	ug/L	0.50	0.32	1		02/08/22 02:22	107-06-2	
1,1-Dichloroethene	ND	ug/L	0.50	0.35	1		02/08/22 02:22	75-35-4	
cis-1,2-Dichloroethene	ND	ug/L	0.50	0.38	1		02/08/22 02:22	156-59-2	
trans-1,2-Dichloroethene	ND	ug/L	0.50	0.40	1		02/08/22 02:22	156-60-5	
1,2-Dichloropropane	ND	ug/L	0.50	0.36	1		02/08/22 02:22	78-87-5	
1,3-Dichloropropane	ND	ug/L	0.50	0.28	1		02/08/22 02:22	142-28-9	

REPORT OF LABORATORY ANALYSIS

This report shall not be reproduced, except in full,
without the written consent of Pace Analytical Services, LLC.

Pace Analytical Services, LLC
9800 Kincey Ave. Suite 100
Huntersville, NC 28078
(704)875-9092

ANALYTICAL RESULTS

Project: CPC Huntersville-60674226
Pace Project No.: 92586178

Sample: MW-01 **Lab ID: 92586178013** Collected: 02/03/22 10:20 Received: 02/03/22 17:45 Matrix: Water

Parameters	Results	Units	Report Limit	MDL	DF	Prepared	Analyzed	CAS No.	Qual
6200B MSV	Analytical Method: SM 6200B Pace Analytical Services - Charlotte								
2,2-Dichloropropane	ND	ug/L	0.50	0.39	1		02/08/22 02:22	594-20-7	
1,1-Dichloropropene	ND	ug/L	0.50	0.43	1		02/08/22 02:22	563-58-6	
cis-1,3-Dichloropropene	ND	ug/L	0.50	0.36	1		02/08/22 02:22	10061-01-5	
trans-1,3-Dichloropropene	ND	ug/L	0.50	0.36	1		02/08/22 02:22	10061-02-6	
Diisopropyl ether	ND	ug/L	0.50	0.31	1		02/08/22 02:22	108-20-3	
Ethylbenzene	ND	ug/L	0.50	0.30	1		02/08/22 02:22	100-41-4	
Hexachloro-1,3-butadiene	ND	ug/L	2.0	1.5	1		02/08/22 02:22	87-68-3	
Isopropylbenzene (Cumene)	ND	ug/L	0.50	0.33	1		02/08/22 02:22	98-82-8	
Methylene Chloride	ND	ug/L	2.0	2.0	1		02/08/22 02:22	75-09-2	
Methyl-tert-butyl ether	ND	ug/L	0.50	0.42	1		02/08/22 02:22	1634-04-4	
Naphthalene	ND	ug/L	2.0	0.64	1		02/08/22 02:22	91-20-3	
n-Propylbenzene	ND	ug/L	0.50	0.34	1		02/08/22 02:22	103-65-1	
Styrene	ND	ug/L	0.50	0.29	1		02/08/22 02:22	100-42-5	
1,1,1,2-Tetrachloroethane	ND	ug/L	0.50	0.31	1		02/08/22 02:22	630-20-6	
1,1,2,2-Tetrachloroethane	ND	ug/L	0.50	0.22	1		02/08/22 02:22	79-34-5	
Tetrachloroethene	ND	ug/L	0.50	0.29	1		02/08/22 02:22	127-18-4	
Toluene	ND	ug/L	0.50	0.48	1		02/08/22 02:22	108-88-3	
1,2,3-Trichlorobenzene	ND	ug/L	2.0	0.81	1		02/08/22 02:22	87-61-6	
1,2,4-Trichlorobenzene	ND	ug/L	2.0	0.64	1		02/08/22 02:22	120-82-1	
1,1,1-Trichloroethane	ND	ug/L	0.50	0.33	1		02/08/22 02:22	71-55-6	
1,1,2-Trichloroethane	ND	ug/L	0.50	0.32	1		02/08/22 02:22	79-00-5	
Trichloroethene	ND	ug/L	0.50	0.38	1		02/08/22 02:22	79-01-6	
Trichlorofluoromethane	ND	ug/L	1.0	0.30	1		02/08/22 02:22	75-69-4	
1,2,3-Trichloropropane	ND	ug/L	0.50	0.26	1		02/08/22 02:22	96-18-4	
1,2,4-Trimethylbenzene	ND	ug/L	0.50	0.50	1		02/08/22 02:22	95-63-6	
1,3,5-Trimethylbenzene	ND	ug/L	0.50	0.33	1		02/08/22 02:22	108-67-8	
Vinyl chloride	ND	ug/L	1.0	0.39	1		02/08/22 02:22	75-01-4	
m&p-Xylene	ND	ug/L	1.0	0.71	1		02/08/22 02:22	179601-23-1	
o-Xylene	ND	ug/L	0.50	0.34	1		02/08/22 02:22	95-47-6	
Surrogates									
1,2-Dichloroethane-d4 (S)	95	%	70-130		1		02/08/22 02:22	17060-07-0	
4-Bromofluorobenzene (S)	97	%	70-130		1		02/08/22 02:22	460-00-4	
Toluene-d8 (S)	100	%	70-130		1		02/08/22 02:22	2037-26-5	

REPORT OF LABORATORY ANALYSIS

This report shall not be reproduced, except in full,
without the written consent of Pace Analytical Services, LLC.

Pace Analytical Services, LLC
9800 Kincey Ave. Suite 100
Huntersville, NC 28078
(704)875-9092

ANALYTICAL RESULTS

Project: CPC Huntersville-60674226
Pace Project No.: 92586178

Sample: MW-02 **Lab ID: 92586178014** Collected: 02/03/22 10:40 Received: 02/03/22 17:45 Matrix: Water

Parameters	Results	Units	Report Limit	MDL	DF	Prepared	Analyzed	CAS No.	Qual
VPH NC Water	Analytical Method: MADEP VPH Pace Analytical Services - Charlotte								
Total VPH (C5-C12)	ND	ug/L	50.0	50.0	1		02/08/22 05:10		N2
Aliphatic (C05-C08)	ND	ug/L	50.0	50.0	1		02/08/22 05:10		N2
Aliphatic(C09-C12) Adjusted	ND	ug/L	50.0	50.0	1		02/08/22 05:10		N2
Aromatic (C09-C10)	ND	ug/L	50.0	50.0	1		02/08/22 05:10		N2
Surrogates									
4-Bromofluorobenzene (FID) (S)	96	%	70-130		1		02/08/22 05:10	460-00-4	
4-Bromofluorobenzene (PID) (S)	90	%	70-130		1		02/08/22 05:10	460-00-4	
6010 MET ICP	Analytical Method: EPA 6010D Preparation Method: EPA 3010A Pace Analytical Services - Asheville								
Lead	ND	ug/L	5.0	4.5	1	02/07/22 20:06	02/09/22 03:44	7439-92-1	
6200B MSV	Analytical Method: SM 6200B Pace Analytical Services - Charlotte								
Benzene	ND	ug/L	0.50	0.34	1		02/08/22 02:40	71-43-2	
Bromobenzene	ND	ug/L	0.50	0.29	1		02/08/22 02:40	108-86-1	
Bromochloromethane	ND	ug/L	0.50	0.47	1		02/08/22 02:40	74-97-5	
Bromodichloromethane	ND	ug/L	0.50	0.31	1		02/08/22 02:40	75-27-4	
Bromoform	ND	ug/L	0.50	0.34	1		02/08/22 02:40	75-25-2	
Bromomethane	ND	ug/L	5.0	1.7	1		02/08/22 02:40	74-83-9	IH
n-Butylbenzene	ND	ug/L	0.50	0.49	1		02/08/22 02:40	104-51-8	
sec-Butylbenzene	ND	ug/L	0.50	0.40	1		02/08/22 02:40	135-98-8	
tert-Butylbenzene	ND	ug/L	0.50	0.32	1		02/08/22 02:40	98-06-6	
Carbon tetrachloride	ND	ug/L	0.50	0.33	1		02/08/22 02:40	56-23-5	
Chlorobenzene	ND	ug/L	0.50	0.28	1		02/08/22 02:40	108-90-7	
Chloroethane	ND	ug/L	1.0	0.65	1		02/08/22 02:40	75-00-3	
Chloroform	ND	ug/L	0.50	0.35	1		02/08/22 02:40	67-66-3	
Chloromethane	ND	ug/L	1.0	0.54	1		02/08/22 02:40	74-87-3	
2-Chlorotoluene	ND	ug/L	0.50	0.32	1		02/08/22 02:40	95-49-8	
4-Chlorotoluene	ND	ug/L	0.50	0.32	1		02/08/22 02:40	106-43-4	
1,2-Dibromo-3-chloropropane	ND	ug/L	1.0	0.34	1		02/08/22 02:40	96-12-8	
Dibromochloromethane	ND	ug/L	0.50	0.36	1		02/08/22 02:40	124-48-1	
1,2-Dibromoethane (EDB)	ND	ug/L	0.50	0.27	1		02/08/22 02:40	106-93-4	
Dibromomethane	ND	ug/L	0.50	0.39	1		02/08/22 02:40	74-95-3	
1,2-Dichlorobenzene	ND	ug/L	0.50	0.34	1		02/08/22 02:40	95-50-1	
1,3-Dichlorobenzene	ND	ug/L	0.50	0.34	1		02/08/22 02:40	541-73-1	
1,4-Dichlorobenzene	ND	ug/L	0.50	0.33	1		02/08/22 02:40	106-46-7	
Dichlorodifluoromethane	ND	ug/L	0.50	0.35	1		02/08/22 02:40	75-71-8	
1,1-Dichloroethane	ND	ug/L	0.50	0.37	1		02/08/22 02:40	75-34-3	
1,2-Dichloroethane	ND	ug/L	0.50	0.32	1		02/08/22 02:40	107-06-2	
1,1-Dichloroethene	ND	ug/L	0.50	0.35	1		02/08/22 02:40	75-35-4	
cis-1,2-Dichloroethene	ND	ug/L	0.50	0.38	1		02/08/22 02:40	156-59-2	
trans-1,2-Dichloroethene	ND	ug/L	0.50	0.40	1		02/08/22 02:40	156-60-5	
1,2-Dichloropropane	ND	ug/L	0.50	0.36	1		02/08/22 02:40	78-87-5	
1,3-Dichloropropane	ND	ug/L	0.50	0.28	1		02/08/22 02:40	142-28-9	

REPORT OF LABORATORY ANALYSIS

This report shall not be reproduced, except in full,
without the written consent of Pace Analytical Services, LLC.

Pace Analytical Services, LLC
9800 Kincey Ave. Suite 100
Huntersville, NC 28078
(704)875-9092

ANALYTICAL RESULTS

Project: CPC Huntersville-60674226
Pace Project No.: 92586178

Sample: MW-02 **Lab ID: 92586178014** Collected: 02/03/22 10:40 Received: 02/03/22 17:45 Matrix: Water

Parameters	Results	Units	Report Limit	MDL	DF	Prepared	Analyzed	CAS No.	Qual
6200B MSV	Analytical Method: SM 6200B Pace Analytical Services - Charlotte								
2,2-Dichloropropane	ND	ug/L	0.50	0.39	1		02/08/22 02:40	594-20-7	
1,1-Dichloropropene	ND	ug/L	0.50	0.43	1		02/08/22 02:40	563-58-6	
cis-1,3-Dichloropropene	ND	ug/L	0.50	0.36	1		02/08/22 02:40	10061-01-5	
trans-1,3-Dichloropropene	ND	ug/L	0.50	0.36	1		02/08/22 02:40	10061-02-6	
Diisopropyl ether	ND	ug/L	0.50	0.31	1		02/08/22 02:40	108-20-3	
Ethylbenzene	ND	ug/L	0.50	0.30	1		02/08/22 02:40	100-41-4	
Hexachloro-1,3-butadiene	ND	ug/L	2.0	1.5	1		02/08/22 02:40	87-68-3	
Isopropylbenzene (Cumene)	ND	ug/L	0.50	0.33	1		02/08/22 02:40	98-82-8	
Methylene Chloride	ND	ug/L	2.0	2.0	1		02/08/22 02:40	75-09-2	
Methyl-tert-butyl ether	ND	ug/L	0.50	0.42	1		02/08/22 02:40	1634-04-4	
Naphthalene	ND	ug/L	2.0	0.64	1		02/08/22 02:40	91-20-3	
n-Propylbenzene	ND	ug/L	0.50	0.34	1		02/08/22 02:40	103-65-1	
Styrene	ND	ug/L	0.50	0.29	1		02/08/22 02:40	100-42-5	
1,1,1,2-Tetrachloroethane	ND	ug/L	0.50	0.31	1		02/08/22 02:40	630-20-6	
1,1,2,2-Tetrachloroethane	ND	ug/L	0.50	0.22	1		02/08/22 02:40	79-34-5	
Tetrachloroethene	ND	ug/L	0.50	0.29	1		02/08/22 02:40	127-18-4	
Toluene	ND	ug/L	0.50	0.48	1		02/08/22 02:40	108-88-3	
1,2,3-Trichlorobenzene	ND	ug/L	2.0	0.81	1		02/08/22 02:40	87-61-6	
1,2,4-Trichlorobenzene	ND	ug/L	2.0	0.64	1		02/08/22 02:40	120-82-1	
1,1,1-Trichloroethane	ND	ug/L	0.50	0.33	1		02/08/22 02:40	71-55-6	
1,1,2-Trichloroethane	ND	ug/L	0.50	0.32	1		02/08/22 02:40	79-00-5	
Trichloroethene	ND	ug/L	0.50	0.38	1		02/08/22 02:40	79-01-6	
Trichlorofluoromethane	ND	ug/L	1.0	0.30	1		02/08/22 02:40	75-69-4	
1,2,3-Trichloropropane	ND	ug/L	0.50	0.26	1		02/08/22 02:40	96-18-4	
1,2,4-Trimethylbenzene	ND	ug/L	0.50	0.50	1		02/08/22 02:40	95-63-6	
1,3,5-Trimethylbenzene	ND	ug/L	0.50	0.33	1		02/08/22 02:40	108-67-8	
Vinyl chloride	ND	ug/L	1.0	0.39	1		02/08/22 02:40	75-01-4	
m&p-Xylene	ND	ug/L	1.0	0.71	1		02/08/22 02:40	179601-23-1	
o-Xylene	ND	ug/L	0.50	0.34	1		02/08/22 02:40	95-47-6	
Surrogates									
1,2-Dichloroethane-d4 (S)	95	%	70-130		1		02/08/22 02:40	17060-07-0	
4-Bromofluorobenzene (S)	97	%	70-130		1		02/08/22 02:40	460-00-4	
Toluene-d8 (S)	99	%	70-130		1		02/08/22 02:40	2037-26-5	

REPORT OF LABORATORY ANALYSIS

This report shall not be reproduced, except in full,
without the written consent of Pace Analytical Services, LLC.

Pace Analytical Services, LLC
9800 Kincey Ave. Suite 100
Huntersville, NC 28078
(704)875-9092

ANALYTICAL RESULTS

Project: CPC Huntersville-60674226
Pace Project No.: 92586178

Sample: MW-04 **Lab ID: 92586178015** Collected: 02/03/22 10:35 Received: 02/03/22 17:45 Matrix: Water

Parameters	Results	Units	Report Limit	MDL	DF	Prepared	Analyzed	CAS No.	Qual
VPH NC Water	Analytical Method: MADEP VPH Pace Analytical Services - Charlotte								
Total VPH (C5-C12)	ND	ug/L	50.0	50.0	1		02/08/22 05:39		N2
Aliphatic (C05-C08)	ND	ug/L	50.0	50.0	1		02/08/22 05:39		N2
Aliphatic(C09-C12) Adjusted	ND	ug/L	50.0	50.0	1		02/08/22 05:39		N2
Aromatic (C09-C10)	ND	ug/L	50.0	50.0	1		02/08/22 05:39		N2
Surrogates									
4-Bromofluorobenzene (FID) (S)	96	%	70-130		1		02/08/22 05:39	460-00-4	
4-Bromofluorobenzene (PID) (S)	89	%	70-130		1		02/08/22 05:39	460-00-4	
6010 MET ICP	Analytical Method: EPA 6010D Preparation Method: EPA 3010A Pace Analytical Services - Asheville								
Lead	ND	ug/L	5.0	4.5	1	02/07/22 20:06	02/09/22 03:48	7439-92-1	
6200B MSV	Analytical Method: SM 6200B Pace Analytical Services - Charlotte								
Benzene	ND	ug/L	0.50	0.34	1		02/08/22 02:58	71-43-2	
Bromobenzene	ND	ug/L	0.50	0.29	1		02/08/22 02:58	108-86-1	
Bromochloromethane	ND	ug/L	0.50	0.47	1		02/08/22 02:58	74-97-5	
Bromodichloromethane	ND	ug/L	0.50	0.31	1		02/08/22 02:58	75-27-4	
Bromoform	ND	ug/L	0.50	0.34	1		02/08/22 02:58	75-25-2	
Bromomethane	ND	ug/L	5.0	1.7	1		02/08/22 02:58	74-83-9	IH
n-Butylbenzene	ND	ug/L	0.50	0.49	1		02/08/22 02:58	104-51-8	
sec-Butylbenzene	ND	ug/L	0.50	0.40	1		02/08/22 02:58	135-98-8	
tert-Butylbenzene	ND	ug/L	0.50	0.32	1		02/08/22 02:58	98-06-6	
Carbon tetrachloride	ND	ug/L	0.50	0.33	1		02/08/22 02:58	56-23-5	
Chlorobenzene	ND	ug/L	0.50	0.28	1		02/08/22 02:58	108-90-7	
Chloroethane	ND	ug/L	1.0	0.65	1		02/08/22 02:58	75-00-3	
Chloroform	ND	ug/L	0.50	0.35	1		02/08/22 02:58	67-66-3	
Chloromethane	ND	ug/L	1.0	0.54	1		02/08/22 02:58	74-87-3	
2-Chlorotoluene	ND	ug/L	0.50	0.32	1		02/08/22 02:58	95-49-8	
4-Chlorotoluene	ND	ug/L	0.50	0.32	1		02/08/22 02:58	106-43-4	
1,2-Dibromo-3-chloropropane	ND	ug/L	1.0	0.34	1		02/08/22 02:58	96-12-8	
Dibromochloromethane	ND	ug/L	0.50	0.36	1		02/08/22 02:58	124-48-1	
1,2-Dibromoethane (EDB)	ND	ug/L	0.50	0.27	1		02/08/22 02:58	106-93-4	
Dibromomethane	ND	ug/L	0.50	0.39	1		02/08/22 02:58	74-95-3	
1,2-Dichlorobenzene	ND	ug/L	0.50	0.34	1		02/08/22 02:58	95-50-1	
1,3-Dichlorobenzene	ND	ug/L	0.50	0.34	1		02/08/22 02:58	541-73-1	
1,4-Dichlorobenzene	ND	ug/L	0.50	0.33	1		02/08/22 02:58	106-46-7	
Dichlorodifluoromethane	ND	ug/L	0.50	0.35	1		02/08/22 02:58	75-71-8	
1,1-Dichloroethane	ND	ug/L	0.50	0.37	1		02/08/22 02:58	75-34-3	
1,2-Dichloroethane	ND	ug/L	0.50	0.32	1		02/08/22 02:58	107-06-2	
1,1-Dichloroethene	ND	ug/L	0.50	0.35	1		02/08/22 02:58	75-35-4	
cis-1,2-Dichloroethene	ND	ug/L	0.50	0.38	1		02/08/22 02:58	156-59-2	
trans-1,2-Dichloroethene	ND	ug/L	0.50	0.40	1		02/08/22 02:58	156-60-5	
1,2-Dichloropropane	ND	ug/L	0.50	0.36	1		02/08/22 02:58	78-87-5	
1,3-Dichloropropane	ND	ug/L	0.50	0.28	1		02/08/22 02:58	142-28-9	

REPORT OF LABORATORY ANALYSIS

This report shall not be reproduced, except in full,
without the written consent of Pace Analytical Services, LLC.

Pace Analytical Services, LLC
9800 Kincey Ave. Suite 100
Huntersville, NC 28078
(704)875-9092

ANALYTICAL RESULTS

Project: CPC Huntersville-60674226
Pace Project No.: 92586178

Sample: MW-04 **Lab ID: 92586178015** Collected: 02/03/22 10:35 Received: 02/03/22 17:45 Matrix: Water

Parameters	Results	Units	Report Limit	MDL	DF	Prepared	Analyzed	CAS No.	Qual
6200B MSV	Analytical Method: SM 6200B Pace Analytical Services - Charlotte								
2,2-Dichloropropane	ND	ug/L	0.50	0.39	1		02/08/22 02:58	594-20-7	
1,1-Dichloropropene	ND	ug/L	0.50	0.43	1		02/08/22 02:58	563-58-6	
cis-1,3-Dichloropropene	ND	ug/L	0.50	0.36	1		02/08/22 02:58	10061-01-5	
trans-1,3-Dichloropropene	ND	ug/L	0.50	0.36	1		02/08/22 02:58	10061-02-6	
Diisopropyl ether	ND	ug/L	0.50	0.31	1		02/08/22 02:58	108-20-3	
Ethylbenzene	ND	ug/L	0.50	0.30	1		02/08/22 02:58	100-41-4	
Hexachloro-1,3-butadiene	ND	ug/L	2.0	1.5	1		02/08/22 02:58	87-68-3	
Isopropylbenzene (Cumene)	ND	ug/L	0.50	0.33	1		02/08/22 02:58	98-82-8	
Methylene Chloride	ND	ug/L	2.0	2.0	1		02/08/22 02:58	75-09-2	
Methyl-tert-butyl ether	ND	ug/L	0.50	0.42	1		02/08/22 02:58	1634-04-4	
Naphthalene	ND	ug/L	2.0	0.64	1		02/08/22 02:58	91-20-3	
n-Propylbenzene	ND	ug/L	0.50	0.34	1		02/08/22 02:58	103-65-1	
Styrene	ND	ug/L	0.50	0.29	1		02/08/22 02:58	100-42-5	
1,1,1,2-Tetrachloroethane	ND	ug/L	0.50	0.31	1		02/08/22 02:58	630-20-6	
1,1,2,2-Tetrachloroethane	ND	ug/L	0.50	0.22	1		02/08/22 02:58	79-34-5	
Tetrachloroethene	ND	ug/L	0.50	0.29	1		02/08/22 02:58	127-18-4	
Toluene	ND	ug/L	0.50	0.48	1		02/08/22 02:58	108-88-3	
1,2,3-Trichlorobenzene	ND	ug/L	2.0	0.81	1		02/08/22 02:58	87-61-6	
1,2,4-Trichlorobenzene	ND	ug/L	2.0	0.64	1		02/08/22 02:58	120-82-1	
1,1,1-Trichloroethane	ND	ug/L	0.50	0.33	1		02/08/22 02:58	71-55-6	
1,1,2-Trichloroethane	ND	ug/L	0.50	0.32	1		02/08/22 02:58	79-00-5	
Trichloroethene	ND	ug/L	0.50	0.38	1		02/08/22 02:58	79-01-6	
Trichlorofluoromethane	ND	ug/L	1.0	0.30	1		02/08/22 02:58	75-69-4	
1,2,3-Trichloropropane	ND	ug/L	0.50	0.26	1		02/08/22 02:58	96-18-4	
1,2,4-Trimethylbenzene	ND	ug/L	0.50	0.50	1		02/08/22 02:58	95-63-6	
1,3,5-Trimethylbenzene	ND	ug/L	0.50	0.33	1		02/08/22 02:58	108-67-8	
Vinyl chloride	ND	ug/L	1.0	0.39	1		02/08/22 02:58	75-01-4	
m&p-Xylene	ND	ug/L	1.0	0.71	1		02/08/22 02:58	179601-23-1	
o-Xylene	ND	ug/L	0.50	0.34	1		02/08/22 02:58	95-47-6	
Surrogates									
1,2-Dichloroethane-d4 (S)	96	%	70-130		1		02/08/22 02:58	17060-07-0	
4-Bromofluorobenzene (S)	95	%	70-130		1		02/08/22 02:58	460-00-4	
Toluene-d8 (S)	101	%	70-130		1		02/08/22 02:58	2037-26-5	

REPORT OF LABORATORY ANALYSIS

This report shall not be reproduced, except in full,
without the written consent of Pace Analytical Services, LLC.

Pace Analytical Services, LLC
9800 Kincey Ave. Suite 100
Huntersville, NC 28078
(704)875-9092

ANALYTICAL RESULTS

Project: CPC Huntersville-60674226
Pace Project No.: 92586178

Sample: MW-04D **Lab ID: 92586178016** Collected: 02/03/22 10:55 Received: 02/03/22 17:45 Matrix: Water

Parameters	Results	Units	Report Limit	MDL	DF	Prepared	Analyzed	CAS No.	Qual
VPH NC Water	Analytical Method: MADEP VPH Pace Analytical Services - Charlotte								
Total VPH (C5-C12)	**260**	ug/L	50.0	50.0	1		02/08/22 06:08		N2
Aliphatic (C05-C08)	**191**	ug/L	50.0	50.0	1		02/08/22 06:08		N2
Aliphatic(C09-C12) Adjusted	ND	ug/L	50.0	50.0	1		02/08/22 06:08		N2
Aromatic (C09-C10)	ND	ug/L	50.0	50.0	1		02/08/22 06:08		N2
Surrogates									
4-Bromofluorobenzene (FID) (S)	99	%	70-130		1		02/08/22 06:08	460-00-4	
4-Bromofluorobenzene (PID) (S)	90	%	70-130		1		02/08/22 06:08	460-00-4	
6010 MET ICP	Analytical Method: EPA 6010D Preparation Method: EPA 3010A Pace Analytical Services - Asheville								
Lead	ND	ug/L	5.0	4.5	1	02/07/22 20:06	02/09/22 03:51	7439-92-1	
6200B MSV	Analytical Method: SM 6200B Pace Analytical Services - Charlotte								
Benzene	ND	ug/L	0.50	0.34	1		02/05/22 03:02	71-43-2	
Bromobenzene	ND	ug/L	0.50	0.29	1		02/05/22 03:02	108-86-1	
Bromochloromethane	ND	ug/L	0.50	0.47	1		02/05/22 03:02	74-97-5	
Bromodichloromethane	ND	ug/L	0.50	0.31	1		02/05/22 03:02	75-27-4	
Bromoform	ND	ug/L	0.50	0.34	1		02/05/22 03:02	75-25-2	
Bromomethane	ND	ug/L	5.0	1.7	1		02/05/22 03:02	74-83-9	IH
n-Butylbenzene	ND	ug/L	0.50	0.49	1		02/05/22 03:02	104-51-8	
sec-Butylbenzene	ND	ug/L	0.50	0.40	1		02/05/22 03:02	135-98-8	
tert-Butylbenzene	ND	ug/L	0.50	0.32	1		02/05/22 03:02	98-06-6	
Carbon tetrachloride	ND	ug/L	0.50	0.33	1		02/05/22 03:02	56-23-5	
Chlorobenzene	ND	ug/L	0.50	0.28	1		02/05/22 03:02	108-90-7	
Chloroethane	ND	ug/L	1.0	0.65	1		02/05/22 03:02	75-00-3	
Chloroform	ND	ug/L	0.50	0.35	1		02/05/22 03:02	67-66-3	
Chloromethane	ND	ug/L	1.0	0.54	1		02/05/22 03:02	74-87-3	
2-Chlorotoluene	ND	ug/L	0.50	0.32	1		02/05/22 03:02	95-49-8	
4-Chlorotoluene	ND	ug/L	0.50	0.32	1		02/05/22 03:02	106-43-4	
1,2-Dibromo-3-chloropropane	ND	ug/L	1.0	0.34	1		02/05/22 03:02	96-12-8	
Dibromochloromethane	ND	ug/L	0.50	0.36	1		02/05/22 03:02	124-48-1	
1,2-Dibromoethane (EDB)	ND	ug/L	0.50	0.27	1		02/05/22 03:02	106-93-4	
Dibromomethane	ND	ug/L	0.50	0.39	1		02/05/22 03:02	74-95-3	
1,2-Dichlorobenzene	ND	ug/L	0.50	0.34	1		02/05/22 03:02	95-50-1	
1,3-Dichlorobenzene	ND	ug/L	0.50	0.34	1		02/05/22 03:02	541-73-1	
1,4-Dichlorobenzene	ND	ug/L	0.50	0.33	1		02/05/22 03:02	106-46-7	
Dichlorodifluoromethane	ND	ug/L	0.50	0.35	1		02/05/22 03:02	75-71-8	
1,1-Dichloroethane	ND	ug/L	0.50	0.37	1		02/05/22 03:02	75-34-3	
1,2-Dichloroethane	ND	ug/L	0.50	0.32	1		02/05/22 03:02	107-06-2	
1,1-Dichloroethene	ND	ug/L	0.50	0.35	1		02/05/22 03:02	75-35-4	
cis-1,2-Dichloroethene	ND	ug/L	0.50	0.38	1		02/05/22 03:02	156-59-2	
trans-1,2-Dichloroethene	ND	ug/L	0.50	0.40	1		02/05/22 03:02	156-60-5	
1,2-Dichloropropane	ND	ug/L	0.50	0.36	1		02/05/22 03:02	78-87-5	
1,3-Dichloropropane	ND	ug/L	0.50	0.28	1		02/05/22 03:02	142-28-9	

REPORT OF LABORATORY ANALYSIS

This report shall not be reproduced, except in full,
without the written consent of Pace Analytical Services, LLC.

Pace Analytical Services, LLC
9800 Kincey Ave. Suite 100
Huntersville, NC 28078
(704)875-9092

ANALYTICAL RESULTS

Project: CPC Huntersville-60674226
Pace Project No.: 92586178

Sample: MW-04D **Lab ID: 92586178016** Collected: 02/03/22 10:55 Received: 02/03/22 17:45 Matrix: Water

Parameters	Results	Units	Report Limit	MDL	DF	Prepared	Analyzed	CAS No.	Qual
6200B MSV	Analytical Method: SM 6200B Pace Analytical Services - Charlotte								
2,2-Dichloropropane	ND	ug/L	0.50	0.39	1		02/05/22 03:02	594-20-7	
1,1-Dichloropropene	ND	ug/L	0.50	0.43	1		02/05/22 03:02	563-58-6	
cis-1,3-Dichloropropene	ND	ug/L	0.50	0.36	1		02/05/22 03:02	10061-01-5	
trans-1,3-Dichloropropene	ND	ug/L	0.50	0.36	1		02/05/22 03:02	10061-02-6	
Diisopropyl ether	ND	ug/L	0.50	0.31	1		02/05/22 03:02	108-20-3	
Ethylbenzene	ND	ug/L	0.50	0.30	1		02/05/22 03:02	100-41-4	
Hexachloro-1,3-butadiene	ND	ug/L	2.0	1.5	1		02/05/22 03:02	87-68-3	
Isopropylbenzene (Cumene)	ND	ug/L	0.50	0.33	1		02/05/22 03:02	98-82-8	
Methylene Chloride	ND	ug/L	2.0	2.0	1		02/05/22 03:02	75-09-2	
Methyl-tert-butyl ether	ND	ug/L	0.50	0.42	1		02/05/22 03:02	1634-04-4	
Naphthalene	ND	ug/L	2.0	0.64	1		02/05/22 03:02	91-20-3	
n-Propylbenzene	ND	ug/L	0.50	0.34	1		02/05/22 03:02	103-65-1	
Styrene	ND	ug/L	0.50	0.29	1		02/05/22 03:02	100-42-5	
1,1,1,2-Tetrachloroethane	ND	ug/L	0.50	0.31	1		02/05/22 03:02	630-20-6	
1,1,2,2-Tetrachloroethane	ND	ug/L	0.50	0.22	1		02/05/22 03:02	79-34-5	
Tetrachloroethene	ND	ug/L	0.50	0.29	1		02/05/22 03:02	127-18-4	
Toluene	ND	ug/L	0.50	0.48	1		02/05/22 03:02	108-88-3	
1,2,3-Trichlorobenzene	ND	ug/L	2.0	0.81	1		02/05/22 03:02	87-61-6	
1,2,4-Trichlorobenzene	ND	ug/L	2.0	0.64	1		02/05/22 03:02	120-82-1	
1,1,1-Trichloroethane	ND	ug/L	0.50	0.33	1		02/05/22 03:02	71-55-6	
1,1,2-Trichloroethane	ND	ug/L	0.50	0.32	1		02/05/22 03:02	79-00-5	
Trichloroethene	ND	ug/L	0.50	0.38	1		02/05/22 03:02	79-01-6	
Trichlorofluoromethane	ND	ug/L	1.0	0.30	1		02/05/22 03:02	75-69-4	
1,2,3-Trichloropropane	ND	ug/L	0.50	0.26	1		02/05/22 03:02	96-18-4	
1,2,4-Trimethylbenzene	ND	ug/L	0.50	0.50	1		02/05/22 03:02	95-63-6	
1,3,5-Trimethylbenzene	ND	ug/L	0.50	0.33	1		02/05/22 03:02	108-67-8	
Vinyl chloride	ND	ug/L	1.0	0.39	1		02/05/22 03:02	75-01-4	
m&p-Xylene	ND	ug/L	1.0	0.71	1		02/05/22 03:02	179601-23-1	
o-Xylene	ND	ug/L	0.50	0.34	1		02/05/22 03:02	95-47-6	
Surrogates									
1,2-Dichloroethane-d4 (S)	101	%	70-130		1		02/05/22 03:02	17060-07-0	
4-Bromofluorobenzene (S)	98	%	70-130		1		02/05/22 03:02	460-00-4	
Toluene-d8 (S)	100	%	70-130		1		02/05/22 03:02	2037-26-5	

REPORT OF LABORATORY ANALYSIS

This report shall not be reproduced, except in full,
without the written consent of Pace Analytical Services, LLC.

Pace Analytical Services, LLC
9800 Kincey Ave. Suite 100
Huntersville, NC 28078
(704)875-9092

ANALYTICAL RESULTS

Project: CPC Huntersville-60674226
Pace Project No.: 92586178

Sample: MW-58 **Lab ID: 92586178017** Collected: 02/03/22 11:00 Received: 02/03/22 17:45 Matrix: Water

Parameters	Results	Units	Report Limit	MDL	DF	Prepared	Analyzed	CAS No.	Qual
VPH NC Water	Analytical Method: MADEP VPH Pace Analytical Services - Charlotte								
Total VPH (C5-C12)	ND	ug/L	50.0	50.0	1		02/08/22 06:36		N2
Aliphatic (C05-C08)	ND	ug/L	50.0	50.0	1		02/08/22 06:36		N2
Aliphatic(C09-C12) Adjusted	ND	ug/L	50.0	50.0	1		02/08/22 06:36		N2
Aromatic (C09-C10)	ND	ug/L	50.0	50.0	1		02/08/22 06:36		N2
Surrogates									
4-Bromofluorobenzene (FID) (S)	97	%	70-130		1		02/08/22 06:36	460-00-4	
4-Bromofluorobenzene (PID) (S)	89	%	70-130		1		02/08/22 06:36	460-00-4	
6010 MET ICP	Analytical Method: EPA 6010D Preparation Method: EPA 3010A Pace Analytical Services - Asheville								
Lead	ND	ug/L	5.0	4.5	1	02/07/22 20:06	02/09/22 03:54	7439-92-1	
6200B MSV	Analytical Method: SM 6200B Pace Analytical Services - Charlotte								
Benzene	ND	ug/L	0.50	0.34	1		02/08/22 03:16	71-43-2	
Bromobenzene	ND	ug/L	0.50	0.29	1		02/08/22 03:16	108-86-1	
Bromochloromethane	ND	ug/L	0.50	0.47	1		02/08/22 03:16	74-97-5	
Bromodichloromethane	ND	ug/L	0.50	0.31	1		02/08/22 03:16	75-27-4	
Bromoform	ND	ug/L	0.50	0.34	1		02/08/22 03:16	75-25-2	
Bromomethane	ND	ug/L	5.0	1.7	1		02/08/22 03:16	74-83-9	IH
n-Butylbenzene	ND	ug/L	0.50	0.49	1		02/08/22 03:16	104-51-8	
sec-Butylbenzene	ND	ug/L	0.50	0.40	1		02/08/22 03:16	135-98-8	
tert-Butylbenzene	ND	ug/L	0.50	0.32	1		02/08/22 03:16	98-06-6	
Carbon tetrachloride	ND	ug/L	0.50	0.33	1		02/08/22 03:16	56-23-5	
Chlorobenzene	ND	ug/L	0.50	0.28	1		02/08/22 03:16	108-90-7	
Chloroethane	ND	ug/L	1.0	0.65	1		02/08/22 03:16	75-00-3	
Chloroform	ND	ug/L	0.50	0.35	1		02/08/22 03:16	67-66-3	
Chloromethane	ND	ug/L	1.0	0.54	1		02/08/22 03:16	74-87-3	
2-Chlorotoluene	ND	ug/L	0.50	0.32	1		02/08/22 03:16	95-49-8	
4-Chlorotoluene	ND	ug/L	0.50	0.32	1		02/08/22 03:16	106-43-4	
1,2-Dibromo-3-chloropropane	ND	ug/L	1.0	0.34	1		02/08/22 03:16	96-12-8	
Dibromochloromethane	ND	ug/L	0.50	0.36	1		02/08/22 03:16	124-48-1	
1,2-Dibromoethane (EDB)	ND	ug/L	0.50	0.27	1		02/08/22 03:16	106-93-4	
Dibromomethane	ND	ug/L	0.50	0.39	1		02/08/22 03:16	74-95-3	
1,2-Dichlorobenzene	ND	ug/L	0.50	0.34	1		02/08/22 03:16	95-50-1	
1,3-Dichlorobenzene	ND	ug/L	0.50	0.34	1		02/08/22 03:16	541-73-1	
1,4-Dichlorobenzene	ND	ug/L	0.50	0.33	1		02/08/22 03:16	106-46-7	
Dichlorodifluoromethane	ND	ug/L	0.50	0.35	1		02/08/22 03:16	75-71-8	
1,1-Dichloroethane	ND	ug/L	0.50	0.37	1		02/08/22 03:16	75-34-3	
1,2-Dichloroethane	ND	ug/L	0.50	0.32	1		02/08/22 03:16	107-06-2	
1,1-Dichloroethene	ND	ug/L	0.50	0.35	1		02/08/22 03:16	75-35-4	
cis-1,2-Dichloroethene	ND	ug/L	0.50	0.38	1		02/08/22 03:16	156-59-2	
trans-1,2-Dichloroethene	ND	ug/L	0.50	0.40	1		02/08/22 03:16	156-60-5	
1,2-Dichloropropane	ND	ug/L	0.50	0.36	1		02/08/22 03:16	78-87-5	
1,3-Dichloropropane	ND	ug/L	0.50	0.28	1		02/08/22 03:16	142-28-9	

REPORT OF LABORATORY ANALYSIS

This report shall not be reproduced, except in full,
without the written consent of Pace Analytical Services, LLC.

Pace Analytical Services, LLC
9800 Kincey Ave. Suite 100
Huntersville, NC 28078
(704)875-9092

ANALYTICAL RESULTS

Project: CPC Huntersville-60674226
Pace Project No.: 92586178

Sample: MW-58 **Lab ID: 92586178017** Collected: 02/03/22 11:00 Received: 02/03/22 17:45 Matrix: Water

Parameters	Results	Units	Report Limit	MDL	DF	Prepared	Analyzed	CAS No.	Qual
6200B MSV	Analytical Method: SM 6200B Pace Analytical Services - Charlotte								
2,2-Dichloropropane	ND	ug/L	0.50	0.39	1		02/08/22 03:16	594-20-7	
1,1-Dichloropropene	ND	ug/L	0.50	0.43	1		02/08/22 03:16	563-58-6	
cis-1,3-Dichloropropene	ND	ug/L	0.50	0.36	1		02/08/22 03:16	10061-01-5	
trans-1,3-Dichloropropene	ND	ug/L	0.50	0.36	1		02/08/22 03:16	10061-02-6	
Diisopropyl ether	ND	ug/L	0.50	0.31	1		02/08/22 03:16	108-20-3	
Ethylbenzene	ND	ug/L	0.50	0.30	1		02/08/22 03:16	100-41-4	
Hexachloro-1,3-butadiene	ND	ug/L	2.0	1.5	1		02/08/22 03:16	87-68-3	
Isopropylbenzene (Cumene)	ND	ug/L	0.50	0.33	1		02/08/22 03:16	98-82-8	
Methylene Chloride	ND	ug/L	2.0	2.0	1		02/08/22 03:16	75-09-2	
Methyl-tert-butyl ether	ND	ug/L	0.50	0.42	1		02/08/22 03:16	1634-04-4	
Naphthalene	ND	ug/L	2.0	0.64	1		02/08/22 03:16	91-20-3	
n-Propylbenzene	ND	ug/L	0.50	0.34	1		02/08/22 03:16	103-65-1	
Styrene	ND	ug/L	0.50	0.29	1		02/08/22 03:16	100-42-5	
1,1,1,2-Tetrachloroethane	ND	ug/L	0.50	0.31	1		02/08/22 03:16	630-20-6	
1,1,2,2-Tetrachloroethane	ND	ug/L	0.50	0.22	1		02/08/22 03:16	79-34-5	
Tetrachloroethene	ND	ug/L	0.50	0.29	1		02/08/22 03:16	127-18-4	
Toluene	ND	ug/L	0.50	0.48	1		02/08/22 03:16	108-88-3	
1,2,3-Trichlorobenzene	ND	ug/L	2.0	0.81	1		02/08/22 03:16	87-61-6	
1,2,4-Trichlorobenzene	ND	ug/L	2.0	0.64	1		02/08/22 03:16	120-82-1	
1,1,1-Trichloroethane	ND	ug/L	0.50	0.33	1		02/08/22 03:16	71-55-6	
1,1,2-Trichloroethane	ND	ug/L	0.50	0.32	1		02/08/22 03:16	79-00-5	
Trichloroethene	ND	ug/L	0.50	0.38	1		02/08/22 03:16	79-01-6	
Trichlorofluoromethane	ND	ug/L	1.0	0.30	1		02/08/22 03:16	75-69-4	
1,2,3-Trichloropropane	ND	ug/L	0.50	0.26	1		02/08/22 03:16	96-18-4	
1,2,4-Trimethylbenzene	ND	ug/L	0.50	0.50	1		02/08/22 03:16	95-63-6	
1,3,5-Trimethylbenzene	ND	ug/L	0.50	0.33	1		02/08/22 03:16	108-67-8	
Vinyl chloride	ND	ug/L	1.0	0.39	1		02/08/22 03:16	75-01-4	
m&p-Xylene	ND	ug/L	1.0	0.71	1		02/08/22 03:16	179601-23-1	
o-Xylene	ND	ug/L	0.50	0.34	1		02/08/22 03:16	95-47-6	
Surrogates									
1,2-Dichloroethane-d4 (S)	96	%	70-130		1		02/08/22 03:16	17060-07-0	
4-Bromofluorobenzene (S)	98	%	70-130		1		02/08/22 03:16	460-00-4	
Toluene-d8 (S)	101	%	70-130		1		02/08/22 03:16	2037-26-5	

REPORT OF LABORATORY ANALYSIS

This report shall not be reproduced, except in full,
without the written consent of Pace Analytical Services, LLC.

Pace Analytical Services, LLC
9800 Kincey Ave. Suite 100
Huntersville, NC 28078
(704)875-9092

ANALYTICAL RESULTS

Project: CPC Huntersville-60674226
Pace Project No.: 92586178

Sample: MW-06 **Lab ID: 92586178018** Collected: 02/03/22 11:35 Received: 02/03/22 17:45 Matrix: Water

Parameters	Results	Units	Report Limit	MDL	DF	Prepared	Analyzed	CAS No.	Qual
VPH NC Water	Analytical Method: MADEP VPH Pace Analytical Services - Charlotte								
Total VPH (C5-C12)	ND	ug/L	50.0	50.0	1		02/08/22 07:05		N2
Aliphatic (C05-C08)	ND	ug/L	50.0	50.0	1		02/08/22 07:05		N2
Aliphatic(C09-C12) Adjusted	ND	ug/L	50.0	50.0	1		02/08/22 07:05		N2
Aromatic (C09-C10)	ND	ug/L	50.0	50.0	1		02/08/22 07:05		N2
Surrogates									
4-Bromofluorobenzene (FID) (S)	95	%	70-130		1		02/08/22 07:05	460-00-4	
4-Bromofluorobenzene (PID) (S)	88	%	70-130		1		02/08/22 07:05	460-00-4	
6010 MET ICP	Analytical Method: EPA 6010D Preparation Method: EPA 3010A Pace Analytical Services - Asheville								
Lead	**27.7**	ug/L	5.0	4.5	1	02/07/22 20:06	02/09/22 03:57	7439-92-1	
6200B MSV	Analytical Method: SM 6200B Pace Analytical Services - Charlotte								
Benzene	**0.71**	ug/L	0.50	0.34	1		02/08/22 03:35	71-43-2	
Bromobenzene	ND	ug/L	0.50	0.29	1		02/08/22 03:35	108-86-1	
Bromochloromethane	ND	ug/L	0.50	0.47	1		02/08/22 03:35	74-97-5	
Bromodichloromethane	ND	ug/L	0.50	0.31	1		02/08/22 03:35	75-27-4	
Bromoform	ND	ug/L	0.50	0.34	1		02/08/22 03:35	75-25-2	
Bromomethane	ND	ug/L	5.0	1.7	1		02/08/22 03:35	74-83-9	IH
n-Butylbenzene	ND	ug/L	0.50	0.49	1		02/08/22 03:35	104-51-8	
sec-Butylbenzene	ND	ug/L	0.50	0.40	1		02/08/22 03:35	135-98-8	
tert-Butylbenzene	ND	ug/L	0.50	0.32	1		02/08/22 03:35	98-06-6	
Carbon tetrachloride	ND	ug/L	0.50	0.33	1		02/08/22 03:35	56-23-5	
Chlorobenzene	ND	ug/L	0.50	0.28	1		02/08/22 03:35	108-90-7	
Chloroethane	ND	ug/L	1.0	0.65	1		02/08/22 03:35	75-00-3	
Chloroform	ND	ug/L	0.50	0.35	1		02/08/22 03:35	67-66-3	
Chloromethane	ND	ug/L	1.0	0.54	1		02/08/22 03:35	74-87-3	
2-Chlorotoluene	ND	ug/L	0.50	0.32	1		02/08/22 03:35	95-49-8	
4-Chlorotoluene	ND	ug/L	0.50	0.32	1		02/08/22 03:35	106-43-4	
1,2-Dibromo-3-chloropropane	ND	ug/L	1.0	0.34	1		02/08/22 03:35	96-12-8	
Dibromochloromethane	ND	ug/L	0.50	0.36	1		02/08/22 03:35	124-48-1	
1,2-Dibromoethane (EDB)	ND	ug/L	0.50	0.27	1		02/08/22 03:35	106-93-4	
Dibromomethane	ND	ug/L	0.50	0.39	1		02/08/22 03:35	74-95-3	
1,2-Dichlorobenzene	ND	ug/L	0.50	0.34	1		02/08/22 03:35	95-50-1	
1,3-Dichlorobenzene	ND	ug/L	0.50	0.34	1		02/08/22 03:35	541-73-1	
1,4-Dichlorobenzene	ND	ug/L	0.50	0.33	1		02/08/22 03:35	106-46-7	
Dichlorodifluoromethane	ND	ug/L	0.50	0.35	1		02/08/22 03:35	75-71-8	
1,1-Dichloroethane	ND	ug/L	0.50	0.37	1		02/08/22 03:35	75-34-3	
1,2-Dichloroethane	ND	ug/L	0.50	0.32	1		02/08/22 03:35	107-06-2	
1,1-Dichloroethene	ND	ug/L	0.50	0.35	1		02/08/22 03:35	75-35-4	
cis-1,2-Dichloroethene	ND	ug/L	0.50	0.38	1		02/08/22 03:35	156-59-2	
trans-1,2-Dichloroethene	ND	ug/L	0.50	0.40	1		02/08/22 03:35	156-60-5	
1,2-Dichloropropane	ND	ug/L	0.50	0.36	1		02/08/22 03:35	78-87-5	
1,3-Dichloropropane	ND	ug/L	0.50	0.28	1		02/08/22 03:35	142-28-9	

REPORT OF LABORATORY ANALYSIS

This report shall not be reproduced, except in full,
without the written consent of Pace Analytical Services, LLC.

Pace Analytical Services, LLC
9800 Kincey Ave. Suite 100
Huntersville, NC 28078
(704)875-9092

ANALYTICAL RESULTS

Project: CPC Huntersville-60674226
Pace Project No.: 92586178

Sample: MW-06 **Lab ID: 92586178018** Collected: 02/03/22 11:35 Received: 02/03/22 17:45 Matrix: Water

Parameters	Results	Units	Report Limit	MDL	DF	Prepared	Analyzed	CAS No.	Qual
6200B MSV	Analytical Method: SM 6200B Pace Analytical Services - Charlotte								
2,2-Dichloropropane	ND	ug/L	0.50	0.39	1		02/08/22 03:35	594-20-7	
1,1-Dichloropropene	ND	ug/L	0.50	0.43	1		02/08/22 03:35	563-58-6	
cis-1,3-Dichloropropene	ND	ug/L	0.50	0.36	1		02/08/22 03:35	10061-01-5	
trans-1,3-Dichloropropene	ND	ug/L	0.50	0.36	1		02/08/22 03:35	10061-02-6	
Diisopropyl ether	ND	ug/L	0.50	0.31	1		02/08/22 03:35	108-20-3	
Ethylbenzene	ND	ug/L	0.50	0.30	1		02/08/22 03:35	100-41-4	
Hexachloro-1,3-butadiene	ND	ug/L	2.0	1.5	1		02/08/22 03:35	87-68-3	
Isopropylbenzene (Cumene)	ND	ug/L	0.50	0.33	1		02/08/22 03:35	98-82-8	
Methylene Chloride	ND	ug/L	2.0	2.0	1		02/08/22 03:35	75-09-2	
Methyl-tert-butyl ether	ND	ug/L	0.50	0.42	1		02/08/22 03:35	1634-04-4	
Naphthalene	ND	ug/L	2.0	0.64	1		02/08/22 03:35	91-20-3	
n-Propylbenzene	ND	ug/L	0.50	0.34	1		02/08/22 03:35	103-65-1	
Styrene	ND	ug/L	0.50	0.29	1		02/08/22 03:35	100-42-5	
1,1,1,2-Tetrachloroethane	ND	ug/L	0.50	0.31	1		02/08/22 03:35	630-20-6	
1,1,2,2-Tetrachloroethane	ND	ug/L	0.50	0.22	1		02/08/22 03:35	79-34-5	
Tetrachloroethene	ND	ug/L	0.50	0.29	1		02/08/22 03:35	127-18-4	
Toluene	ND	ug/L	0.50	0.48	1		02/08/22 03:35	108-88-3	
1,2,3-Trichlorobenzene	ND	ug/L	2.0	0.81	1		02/08/22 03:35	87-61-6	
1,2,4-Trichlorobenzene	ND	ug/L	2.0	0.64	1		02/08/22 03:35	120-82-1	
1,1,1-Trichloroethane	ND	ug/L	0.50	0.33	1		02/08/22 03:35	71-55-6	
1,1,2-Trichloroethane	ND	ug/L	0.50	0.32	1		02/08/22 03:35	79-00-5	
Trichloroethene	ND	ug/L	0.50	0.38	1		02/08/22 03:35	79-01-6	
Trichlorofluoromethane	ND	ug/L	1.0	0.30	1		02/08/22 03:35	75-69-4	
1,2,3-Trichloropropane	ND	ug/L	0.50	0.26	1		02/08/22 03:35	96-18-4	
1,2,4-Trimethylbenzene	ND	ug/L	0.50	0.50	1		02/08/22 03:35	95-63-6	
1,3,5-Trimethylbenzene	ND	ug/L	0.50	0.33	1		02/08/22 03:35	108-67-8	
Vinyl chloride	ND	ug/L	1.0	0.39	1		02/08/22 03:35	75-01-4	
m&p-Xylene	ND	ug/L	1.0	0.71	1		02/08/22 03:35	179601-23-1	
o-Xylene	ND	ug/L	0.50	0.34	1		02/08/22 03:35	95-47-6	
Surrogates									
1,2-Dichloroethane-d4 (S)	98	%	70-130		1		02/08/22 03:35	17060-07-0	
4-Bromofluorobenzene (S)	97	%	70-130		1		02/08/22 03:35	460-00-4	
Toluene-d8 (S)	99	%	70-130		1		02/08/22 03:35	2037-26-5	

REPORT OF LABORATORY ANALYSIS

This report shall not be reproduced, except in full,
without the written consent of Pace Analytical Services, LLC.

Pace Analytical Services, LLC
9800 Kincey Ave. Suite 100
Huntersville, NC 28078
(704)875-9092

ANALYTICAL RESULTS

Project: CPC Huntersville-60674226
Pace Project No.: 92586178

Sample: MW-30 **Lab ID: 92586178019** Collected: 02/03/22 12:20 Received: 02/03/22 17:45 Matrix: Water

Parameters	Results	Units	Report Limit	MDL	DF	Prepared	Analyzed	CAS No.	Qual
VPH NC Water	Analytical Method: MADEP VPH Pace Analytical Services - Charlotte								
Total VPH (C5-C12)	ND	ug/L	50.0	50.0	1		02/08/22 07:34		N2
Aliphatic (C05-C08)	ND	ug/L	50.0	50.0	1		02/08/22 07:34		N2
Aliphatic(C09-C12) Adjusted	ND	ug/L	50.0	50.0	1		02/08/22 07:34		N2
Aromatic (C09-C10)	ND	ug/L	50.0	50.0	1		02/08/22 07:34		N2
Surrogates									
4-Bromofluorobenzene (FID) (S)	96	%	70-130		1		02/08/22 07:34	460-00-4	
4-Bromofluorobenzene (PID) (S)	89	%	70-130		1		02/08/22 07:34	460-00-4	
6010 MET ICP	Analytical Method: EPA 6010D Preparation Method: EPA 3010A Pace Analytical Services - Asheville								
Lead	ND	ug/L	5.0	4.5	1	02/07/22 20:06	02/09/22 04:01	7439-92-1	
6200B MSV	Analytical Method: SM 6200B Pace Analytical Services - Charlotte								
Benzene	ND	ug/L	0.50	0.34	1		02/08/22 01:29	71-43-2	
Bromobenzene	ND	ug/L	0.50	0.29	1		02/08/22 01:29	108-86-1	
Bromochloromethane	ND	ug/L	0.50	0.47	1		02/08/22 01:29	74-97-5	
Bromodichloromethane	ND	ug/L	0.50	0.31	1		02/08/22 01:29	75-27-4	
Bromoform	ND	ug/L	0.50	0.34	1		02/08/22 01:29	75-25-2	
Bromomethane	ND	ug/L	5.0	1.7	1		02/08/22 01:29	74-83-9	IH
n-Butylbenzene	ND	ug/L	0.50	0.49	1		02/08/22 01:29	104-51-8	
sec-Butylbenzene	ND	ug/L	0.50	0.40	1		02/08/22 01:29	135-98-8	
tert-Butylbenzene	ND	ug/L	0.50	0.32	1		02/08/22 01:29	98-06-6	
Carbon tetrachloride	ND	ug/L	0.50	0.33	1		02/08/22 01:29	56-23-5	
Chlorobenzene	ND	ug/L	0.50	0.28	1		02/08/22 01:29	108-90-7	
Chloroethane	ND	ug/L	1.0	0.65	1		02/08/22 01:29	75-00-3	
Chloroform	ND	ug/L	0.50	0.35	1		02/08/22 01:29	67-66-3	
Chloromethane	ND	ug/L	1.0	0.54	1		02/08/22 01:29	74-87-3	
2-Chlorotoluene	ND	ug/L	0.50	0.32	1		02/08/22 01:29	95-49-8	
4-Chlorotoluene	ND	ug/L	0.50	0.32	1		02/08/22 01:29	106-43-4	
1,2-Dibromo-3-chloropropane	ND	ug/L	1.0	0.34	1		02/08/22 01:29	96-12-8	
Dibromochloromethane	ND	ug/L	0.50	0.36	1		02/08/22 01:29	124-48-1	
1,2-Dibromoethane (EDB)	ND	ug/L	0.50	0.27	1		02/08/22 01:29	106-93-4	
Dibromomethane	ND	ug/L	0.50	0.39	1		02/08/22 01:29	74-95-3	
1,2-Dichlorobenzene	ND	ug/L	0.50	0.34	1		02/08/22 01:29	95-50-1	
1,3-Dichlorobenzene	ND	ug/L	0.50	0.34	1		02/08/22 01:29	541-73-1	
1,4-Dichlorobenzene	ND	ug/L	0.50	0.33	1		02/08/22 01:29	106-46-7	
Dichlorodifluoromethane	ND	ug/L	0.50	0.35	1		02/08/22 01:29	75-71-8	
1,1-Dichloroethane	ND	ug/L	0.50	0.37	1		02/08/22 01:29	75-34-3	
1,2-Dichloroethane	ND	ug/L	0.50	0.32	1		02/08/22 01:29	107-06-2	
1,1-Dichloroethene	ND	ug/L	0.50	0.35	1		02/08/22 01:29	75-35-4	
cis-1,2-Dichloroethene	ND	ug/L	0.50	0.38	1		02/08/22 01:29	156-59-2	
trans-1,2-Dichloroethene	ND	ug/L	0.50	0.40	1		02/08/22 01:29	156-60-5	
1,2-Dichloropropane	ND	ug/L	0.50	0.36	1		02/08/22 01:29	78-87-5	
1,3-Dichloropropane	ND	ug/L	0.50	0.28	1		02/08/22 01:29	142-28-9	

REPORT OF LABORATORY ANALYSIS

This report shall not be reproduced, except in full,
without the written consent of Pace Analytical Services, LLC.

Pace Analytical Services, LLC
9800 Kincey Ave. Suite 100
Huntersville, NC 28078
(704)875-9092

ANALYTICAL RESULTS

Project: CPC Huntersville-60674226
Pace Project No.: 92586178

Sample: MW-30 **Lab ID: 92586178019** Collected: 02/03/22 12:20 Received: 02/03/22 17:45 Matrix: Water

Parameters	Results	Units	Report Limit	MDL	DF	Prepared	Analyzed	CAS No.	Qual
6200B MSV	Analytical Method: SM 6200B Pace Analytical Services - Charlotte								
2,2-Dichloropropane	ND	ug/L	0.50	0.39	1		02/08/22 01:29	594-20-7	
1,1-Dichloropropene	ND	ug/L	0.50	0.43	1		02/08/22 01:29	563-58-6	
cis-1,3-Dichloropropene	ND	ug/L	0.50	0.36	1		02/08/22 01:29	10061-01-5	
trans-1,3-Dichloropropene	ND	ug/L	0.50	0.36	1		02/08/22 01:29	10061-02-6	
Diisopropyl ether	ND	ug/L	0.50	0.31	1		02/08/22 01:29	108-20-3	
Ethylbenzene	ND	ug/L	0.50	0.30	1		02/08/22 01:29	100-41-4	
Hexachloro-1,3-butadiene	ND	ug/L	2.0	1.5	1		02/08/22 01:29	87-68-3	
Isopropylbenzene (Cumene)	ND	ug/L	0.50	0.33	1		02/08/22 01:29	98-82-8	
Methylene Chloride	ND	ug/L	2.0	2.0	1		02/08/22 01:29	75-09-2	
Methyl-tert-butyl ether	ND	ug/L	0.50	0.42	1		02/08/22 01:29	1634-04-4	
Naphthalene	ND	ug/L	2.0	0.64	1		02/08/22 01:29	91-20-3	
n-Propylbenzene	ND	ug/L	0.50	0.34	1		02/08/22 01:29	103-65-1	
Styrene	ND	ug/L	0.50	0.29	1		02/08/22 01:29	100-42-5	
1,1,1,2-Tetrachloroethane	ND	ug/L	0.50	0.31	1		02/08/22 01:29	630-20-6	
1,1,2,2-Tetrachloroethane	ND	ug/L	0.50	0.22	1		02/08/22 01:29	79-34-5	
Tetrachloroethene	ND	ug/L	0.50	0.29	1		02/08/22 01:29	127-18-4	
Toluene	ND	ug/L	0.50	0.48	1		02/08/22 01:29	108-88-3	
1,2,3-Trichlorobenzene	ND	ug/L	2.0	0.81	1		02/08/22 01:29	87-61-6	
1,2,4-Trichlorobenzene	ND	ug/L	2.0	0.64	1		02/08/22 01:29	120-82-1	
1,1,1-Trichloroethane	ND	ug/L	0.50	0.33	1		02/08/22 01:29	71-55-6	
1,1,2-Trichloroethane	ND	ug/L	0.50	0.32	1		02/08/22 01:29	79-00-5	
Trichloroethene	ND	ug/L	0.50	0.38	1		02/08/22 01:29	79-01-6	
Trichlorofluoromethane	ND	ug/L	1.0	0.30	1		02/08/22 01:29	75-69-4	
1,2,3-Trichloropropane	ND	ug/L	0.50	0.26	1		02/08/22 01:29	96-18-4	
1,2,4-Trimethylbenzene	ND	ug/L	0.50	0.50	1		02/08/22 01:29	95-63-6	
1,3,5-Trimethylbenzene	ND	ug/L	0.50	0.33	1		02/08/22 01:29	108-67-8	
Vinyl chloride	ND	ug/L	1.0	0.39	1		02/08/22 01:29	75-01-4	
m&p-Xylene	ND	ug/L	1.0	0.71	1		02/08/22 01:29	179601-23-1	
o-Xylene	ND	ug/L	0.50	0.34	1		02/08/22 01:29	95-47-6	
Surrogates									
1,2-Dichloroethane-d4 (S)	99	%	70-130		1		02/08/22 01:29	17060-07-0	
4-Bromofluorobenzene (S)	97	%	70-130		1		02/08/22 01:29	460-00-4	
Toluene-d8 (S)	97	%	70-130		1		02/08/22 01:29	2037-26-5	

REPORT OF LABORATORY ANALYSIS

This report shall not be reproduced, except in full,
without the written consent of Pace Analytical Services, LLC.

Pace Analytical Services, LLC
9800 Kincey Ave. Suite 100
Huntersville, NC 28078
(704)875-9092

ANALYTICAL RESULTS

Project: CPC Huntersville-60674226
Pace Project No.: 92586178

Sample: MW-12 **Lab ID: 92586178020** Collected: 02/03/22 12:45 Received: 02/03/22 17:45 Matrix: Water

Parameters	Results	Units	Report Limit	MDL	DF	Prepared	Analyzed	CAS No.	Qual
VPH NC Water	Analytical Method: MADEP VPH Pace Analytical Services - Charlotte								
Total VPH (C5-C12)	ND	ug/L	50.0	50.0	1		02/08/22 08:03		N2
Aliphatic (C05-C08)	ND	ug/L	50.0	50.0	1		02/08/22 08:03		N2
Aliphatic(C09-C12) Adjusted	ND	ug/L	50.0	50.0	1		02/08/22 08:03		N2
Aromatic (C09-C10)	ND	ug/L	50.0	50.0	1		02/08/22 08:03		N2
Surrogates									
4-Bromofluorobenzene (FID) (S)	99	%	70-130		1		02/08/22 08:03	460-00-4	
4-Bromofluorobenzene (PID) (S)	91	%	70-130		1		02/08/22 08:03	460-00-4	
6010 MET ICP	Analytical Method: EPA 6010D Preparation Method: EPA 3010A Pace Analytical Services - Asheville								
Lead	ND	ug/L	5.0	4.5	1	02/07/22 20:06	02/09/22 04:04	7439-92-1	
6200B MSV	Analytical Method: SM 6200B Pace Analytical Services - Charlotte								
Benzene	ND	ug/L	0.50	0.34	1		02/08/22 03:52	71-43-2	
Bromobenzene	ND	ug/L	0.50	0.29	1		02/08/22 03:52	108-86-1	
Bromochloromethane	ND	ug/L	0.50	0.47	1		02/08/22 03:52	74-97-5	
Bromodichloromethane	ND	ug/L	0.50	0.31	1		02/08/22 03:52	75-27-4	
Bromoform	ND	ug/L	0.50	0.34	1		02/08/22 03:52	75-25-2	
Bromomethane	ND	ug/L	5.0	1.7	1		02/08/22 03:52	74-83-9	IH
n-Butylbenzene	ND	ug/L	0.50	0.49	1		02/08/22 03:52	104-51-8	
sec-Butylbenzene	ND	ug/L	0.50	0.40	1		02/08/22 03:52	135-98-8	
tert-Butylbenzene	ND	ug/L	0.50	0.32	1		02/08/22 03:52	98-06-6	
Carbon tetrachloride	ND	ug/L	0.50	0.33	1		02/08/22 03:52	56-23-5	
Chlorobenzene	ND	ug/L	0.50	0.28	1		02/08/22 03:52	108-90-7	
Chloroethane	ND	ug/L	1.0	0.65	1		02/08/22 03:52	75-00-3	
Chloroform	ND	ug/L	0.50	0.35	1		02/08/22 03:52	67-66-3	
Chloromethane	ND	ug/L	1.0	0.54	1		02/08/22 03:52	74-87-3	
2-Chlorotoluene	ND	ug/L	0.50	0.32	1		02/08/22 03:52	95-49-8	
4-Chlorotoluene	ND	ug/L	0.50	0.32	1		02/08/22 03:52	106-43-4	
1,2-Dibromo-3-chloropropane	ND	ug/L	1.0	0.34	1		02/08/22 03:52	96-12-8	
Dibromochloromethane	ND	ug/L	0.50	0.36	1		02/08/22 03:52	124-48-1	
1,2-Dibromoethane (EDB)	ND	ug/L	0.50	0.27	1		02/08/22 03:52	106-93-4	
Dibromomethane	ND	ug/L	0.50	0.39	1		02/08/22 03:52	74-95-3	
1,2-Dichlorobenzene	ND	ug/L	0.50	0.34	1		02/08/22 03:52	95-50-1	
1,3-Dichlorobenzene	ND	ug/L	0.50	0.34	1		02/08/22 03:52	541-73-1	
1,4-Dichlorobenzene	ND	ug/L	0.50	0.33	1		02/08/22 03:52	106-46-7	
Dichlorodifluoromethane	ND	ug/L	0.50	0.35	1		02/08/22 03:52	75-71-8	
1,1-Dichloroethane	ND	ug/L	0.50	0.37	1		02/08/22 03:52	75-34-3	
1,2-Dichloroethane	ND	ug/L	0.50	0.32	1		02/08/22 03:52	107-06-2	
1,1-Dichloroethene	ND	ug/L	0.50	0.35	1		02/08/22 03:52	75-35-4	
cis-1,2-Dichloroethene	ND	ug/L	0.50	0.38	1		02/08/22 03:52	156-59-2	
trans-1,2-Dichloroethene	ND	ug/L	0.50	0.40	1		02/08/22 03:52	156-60-5	
1,2-Dichloropropane	ND	ug/L	0.50	0.36	1		02/08/22 03:52	78-87-5	
1,3-Dichloropropane	ND	ug/L	0.50	0.28	1		02/08/22 03:52	142-28-9	

REPORT OF LABORATORY ANALYSIS

This report shall not be reproduced, except in full,
without the written consent of Pace Analytical Services, LLC.

Pace Analytical Services, LLC
9800 Kincey Ave. Suite 100
Huntersville, NC 28078
(704)875-9092

ANALYTICAL RESULTS

Project: CPC Huntersville-60674226
Pace Project No.: 92586178

Sample: MW-12 **Lab ID: 92586178020** Collected: 02/03/22 12:45 Received: 02/03/22 17:45 Matrix: Water

Parameters	Results	Units	Report Limit	MDL	DF	Prepared	Analyzed	CAS No.	Qual
6200B MSV	Analytical Method: SM 6200B Pace Analytical Services - Charlotte								
2,2-Dichloropropane	ND	ug/L	0.50	0.39	1		02/08/22 03:52	594-20-7	
1,1-Dichloropropene	ND	ug/L	0.50	0.43	1		02/08/22 03:52	563-58-6	
cis-1,3-Dichloropropene	ND	ug/L	0.50	0.36	1		02/08/22 03:52	10061-01-5	
trans-1,3-Dichloropropene	ND	ug/L	0.50	0.36	1		02/08/22 03:52	10061-02-6	
Diisopropyl ether	ND	ug/L	0.50	0.31	1		02/08/22 03:52	108-20-3	
Ethylbenzene	ND	ug/L	0.50	0.30	1		02/08/22 03:52	100-41-4	
Hexachloro-1,3-butadiene	ND	ug/L	2.0	1.5	1		02/08/22 03:52	87-68-3	
Isopropylbenzene (Cumene)	ND	ug/L	0.50	0.33	1		02/08/22 03:52	98-82-8	
Methylene Chloride	ND	ug/L	2.0	2.0	1		02/08/22 03:52	75-09-2	
Methyl-tert-butyl ether	ND	ug/L	0.50	0.42	1		02/08/22 03:52	1634-04-4	
Naphthalene	ND	ug/L	2.0	0.64	1		02/08/22 03:52	91-20-3	
n-Propylbenzene	ND	ug/L	0.50	0.34	1		02/08/22 03:52	103-65-1	
Styrene	ND	ug/L	0.50	0.29	1		02/08/22 03:52	100-42-5	
1,1,1,2-Tetrachloroethane	ND	ug/L	0.50	0.31	1		02/08/22 03:52	630-20-6	
1,1,2,2-Tetrachloroethane	ND	ug/L	0.50	0.22	1		02/08/22 03:52	79-34-5	
Tetrachloroethene	ND	ug/L	0.50	0.29	1		02/08/22 03:52	127-18-4	
Toluene	ND	ug/L	0.50	0.48	1		02/08/22 03:52	108-88-3	
1,2,3-Trichlorobenzene	ND	ug/L	2.0	0.81	1		02/08/22 03:52	87-61-6	
1,2,4-Trichlorobenzene	ND	ug/L	2.0	0.64	1		02/08/22 03:52	120-82-1	
1,1,1-Trichloroethane	ND	ug/L	0.50	0.33	1		02/08/22 03:52	71-55-6	
1,1,2-Trichloroethane	ND	ug/L	0.50	0.32	1		02/08/22 03:52	79-00-5	
Trichloroethene	ND	ug/L	0.50	0.38	1		02/08/22 03:52	79-01-6	
Trichlorofluoromethane	ND	ug/L	1.0	0.30	1		02/08/22 03:52	75-69-4	
1,2,3-Trichloropropane	ND	ug/L	0.50	0.26	1		02/08/22 03:52	96-18-4	
1,2,4-Trimethylbenzene	ND	ug/L	0.50	0.50	1		02/08/22 03:52	95-63-6	
1,3,5-Trimethylbenzene	ND	ug/L	0.50	0.33	1		02/08/22 03:52	108-67-8	
Vinyl chloride	ND	ug/L	1.0	0.39	1		02/08/22 03:52	75-01-4	
m&p-Xylene	ND	ug/L	1.0	0.71	1		02/08/22 03:52	179601-23-1	
o-Xylene	ND	ug/L	0.50	0.34	1		02/08/22 03:52	95-47-6	
Surrogates									
1,2-Dichloroethane-d4 (S)	97	%	70-130		1		02/08/22 03:52	17060-07-0	
4-Bromofluorobenzene (S)	96	%	70-130		1		02/08/22 03:52	460-00-4	
Toluene-d8 (S)	100	%	70-130		1		02/08/22 03:52	2037-26-5	

REPORT OF LABORATORY ANALYSIS

This report shall not be reproduced, except in full,
without the written consent of Pace Analytical Services, LLC.

Pace Analytical Services, LLC
9800 Kincey Ave. Suite 100
Huntersville, NC 28078
(704)875-9092

ANALYTICAL RESULTS

Project: CPC Huntersville-60674226
Pace Project No.: 92586178

Sample: MW-88 **Lab ID: 92586178021** Collected: 02/03/22 13:05 Received: 02/03/22 17:45 Matrix: Water

Parameters	Results	Units	Report Limit	MDL	DF	Prepared	Analyzed	CAS No.	Qual
VPH NC Water	Analytical Method: MADEP VPH Pace Analytical Services - Charlotte								
Total VPH (C5-C12)	ND	ug/L	50.0	50.0	1		02/08/22 08:31		N2
Aliphatic (C05-C08)	ND	ug/L	50.0	50.0	1		02/08/22 08:31		N2
Aliphatic(C09-C12) Adjusted	ND	ug/L	50.0	50.0	1		02/08/22 08:31		N2
Aromatic (C09-C10)	ND	ug/L	50.0	50.0	1		02/08/22 08:31		N2
Surrogates									
4-Bromofluorobenzene (FID) (S)	98	%	70-130		1		02/08/22 08:31	460-00-4	
4-Bromofluorobenzene (PID) (S)	91	%	70-130		1		02/08/22 08:31	460-00-4	
6010 MET ICP	Analytical Method: EPA 6010D Preparation Method: EPA 3010A Pace Analytical Services - Asheville								
Lead	**9.3**	ug/L	5.0	4.5	1	02/07/22 20:06	02/09/22 04:07	7439-92-1	
6200B MSV	Analytical Method: SM 6200B Pace Analytical Services - Charlotte								
Benzene	ND	ug/L	0.50	0.34	1		02/05/22 03:21	71-43-2	
Bromobenzene	ND	ug/L	0.50	0.29	1		02/05/22 03:21	108-86-1	
Bromochloromethane	ND	ug/L	0.50	0.47	1		02/05/22 03:21	74-97-5	
Bromodichloromethane	ND	ug/L	0.50	0.31	1		02/05/22 03:21	75-27-4	
Bromoform	ND	ug/L	0.50	0.34	1		02/05/22 03:21	75-25-2	
Bromomethane	ND	ug/L	5.0	1.7	1		02/05/22 03:21	74-83-9	IH
n-Butylbenzene	ND	ug/L	0.50	0.49	1		02/05/22 03:21	104-51-8	
sec-Butylbenzene	ND	ug/L	0.50	0.40	1		02/05/22 03:21	135-98-8	
tert-Butylbenzene	ND	ug/L	0.50	0.32	1		02/05/22 03:21	98-06-6	
Carbon tetrachloride	ND	ug/L	0.50	0.33	1		02/05/22 03:21	56-23-5	
Chlorobenzene	ND	ug/L	0.50	0.28	1		02/05/22 03:21	108-90-7	
Chloroethane	ND	ug/L	1.0	0.65	1		02/05/22 03:21	75-00-3	
Chloroform	**1.2**	ug/L	0.50	0.35	1		02/05/22 03:21	67-66-3	
Chloromethane	ND	ug/L	1.0	0.54	1		02/05/22 03:21	74-87-3	
2-Chlorotoluene	ND	ug/L	0.50	0.32	1		02/05/22 03:21	95-49-8	
4-Chlorotoluene	ND	ug/L	0.50	0.32	1		02/05/22 03:21	106-43-4	
1,2-Dibromo-3-chloropropane	ND	ug/L	1.0	0.34	1		02/05/22 03:21	96-12-8	
Dibromochloromethane	ND	ug/L	0.50	0.36	1		02/05/22 03:21	124-48-1	
1,2-Dibromoethane (EDB)	ND	ug/L	0.50	0.27	1		02/05/22 03:21	106-93-4	
Dibromomethane	ND	ug/L	0.50	0.39	1		02/05/22 03:21	74-95-3	
1,2-Dichlorobenzene	ND	ug/L	0.50	0.34	1		02/05/22 03:21	95-50-1	
1,3-Dichlorobenzene	ND	ug/L	0.50	0.34	1		02/05/22 03:21	541-73-1	
1,4-Dichlorobenzene	ND	ug/L	0.50	0.33	1		02/05/22 03:21	106-46-7	
Dichlorodifluoromethane	ND	ug/L	0.50	0.35	1		02/05/22 03:21	75-71-8	
1,1-Dichloroethane	ND	ug/L	0.50	0.37	1		02/05/22 03:21	75-34-3	
1,2-Dichloroethane	ND	ug/L	0.50	0.32	1		02/05/22 03:21	107-06-2	
1,1-Dichloroethene	ND	ug/L	0.50	0.35	1		02/05/22 03:21	75-35-4	
cis-1,2-Dichloroethene	ND	ug/L	0.50	0.38	1		02/05/22 03:21	156-59-2	
trans-1,2-Dichloroethene	ND	ug/L	0.50	0.40	1		02/05/22 03:21	156-60-5	
1,2-Dichloropropane	ND	ug/L	0.50	0.36	1		02/05/22 03:21	78-87-5	
1,3-Dichloropropane	ND	ug/L	0.50	0.28	1		02/05/22 03:21	142-28-9	

REPORT OF LABORATORY ANALYSIS

This report shall not be reproduced, except in full,
without the written consent of Pace Analytical Services, LLC.

Pace Analytical Services, LLC
9800 Kincey Ave. Suite 100
Huntersville, NC 28078
(704)875-9092

ANALYTICAL RESULTS

Project: CPC Huntersville-60674226
Pace Project No.: 92586178

Sample: MW-88 **Lab ID: 92586178021** Collected: 02/03/22 13:05 Received: 02/03/22 17:45 Matrix: Water

Parameters	Results	Units	Report Limit	MDL	DF	Prepared	Analyzed	CAS No.	Qual
6200B MSV	Analytical Method: SM 6200B Pace Analytical Services - Charlotte								
2,2-Dichloropropane	ND	ug/L	0.50	0.39	1		02/05/22 03:21	594-20-7	
1,1-Dichloropropene	ND	ug/L	0.50	0.43	1		02/05/22 03:21	563-58-6	
cis-1,3-Dichloropropene	ND	ug/L	0.50	0.36	1		02/05/22 03:21	10061-01-5	
trans-1,3-Dichloropropene	ND	ug/L	0.50	0.36	1		02/05/22 03:21	10061-02-6	
Diisopropyl ether	ND	ug/L	0.50	0.31	1		02/05/22 03:21	108-20-3	
Ethylbenzene	ND	ug/L	0.50	0.30	1		02/05/22 03:21	100-41-4	
Hexachloro-1,3-butadiene	ND	ug/L	2.0	1.5	1		02/05/22 03:21	87-68-3	
Isopropylbenzene (Cumene)	ND	ug/L	0.50	0.33	1		02/05/22 03:21	98-82-8	
Methylene Chloride	ND	ug/L	2.0	2.0	1		02/05/22 03:21	75-09-2	
Methyl-tert-butyl ether	ND	ug/L	0.50	0.42	1		02/05/22 03:21	1634-04-4	
Naphthalene	ND	ug/L	2.0	0.64	1		02/05/22 03:21	91-20-3	
n-Propylbenzene	ND	ug/L	0.50	0.34	1		02/05/22 03:21	103-65-1	
Styrene	ND	ug/L	0.50	0.29	1		02/05/22 03:21	100-42-5	
1,1,1,2-Tetrachloroethane	ND	ug/L	0.50	0.31	1		02/05/22 03:21	630-20-6	
1,1,2,2-Tetrachloroethane	ND	ug/L	0.50	0.22	1		02/05/22 03:21	79-34-5	
Tetrachloroethene	ND	ug/L	0.50	0.29	1		02/05/22 03:21	127-18-4	
Toluene	ND	ug/L	0.50	0.48	1		02/05/22 03:21	108-88-3	
1,2,3-Trichlorobenzene	ND	ug/L	2.0	0.81	1		02/05/22 03:21	87-61-6	
1,2,4-Trichlorobenzene	ND	ug/L	2.0	0.64	1		02/05/22 03:21	120-82-1	
1,1,1-Trichloroethane	ND	ug/L	0.50	0.33	1		02/05/22 03:21	71-55-6	
1,1,2-Trichloroethane	ND	ug/L	0.50	0.32	1		02/05/22 03:21	79-00-5	
Trichloroethene	ND	ug/L	0.50	0.38	1		02/05/22 03:21	79-01-6	
Trichlorofluoromethane	ND	ug/L	1.0	0.30	1		02/05/22 03:21	75-69-4	
1,2,3-Trichloropropane	ND	ug/L	0.50	0.26	1		02/05/22 03:21	96-18-4	
1,2,4-Trimethylbenzene	ND	ug/L	0.50	0.50	1		02/05/22 03:21	95-63-6	
1,3,5-Trimethylbenzene	ND	ug/L	0.50	0.33	1		02/05/22 03:21	108-67-8	
Vinyl chloride	ND	ug/L	1.0	0.39	1		02/05/22 03:21	75-01-4	
m&p-Xylene	ND	ug/L	1.0	0.71	1		02/05/22 03:21	179601-23-1	
o-Xylene	ND	ug/L	0.50	0.34	1		02/05/22 03:21	95-47-6	
Surrogates									
1,2-Dichloroethane-d4 (S)	100	%	70-130		1		02/05/22 03:21	17060-07-0	
4-Bromofluorobenzene (S)	97	%	70-130		1		02/05/22 03:21	460-00-4	
Toluene-d8 (S)	102	%	70-130		1		02/05/22 03:21	2037-26-5	

REPORT OF LABORATORY ANALYSIS

This report shall not be reproduced, except in full,
without the written consent of Pace Analytical Services, LLC.

Pace Analytical Services, LLC
9800 Kincey Ave. Suite 100
Huntersville, NC 28078
(704)875-9092

ANALYTICAL RESULTS

Project: CPC Huntersville-60674226
Pace Project No.: 92586178

Sample: MW-59 **Lab ID: 92586178022** Collected: 02/03/22 12:30 Received: 02/03/22 17:45 Matrix: Water

Parameters	Results	Units	Report Limit	MDL	DF	Prepared	Analyzed	CAS No.	Qual
VPH NC Water	Analytical Method: MADEP VPH Pace Analytical Services - Charlotte								
Total VPH (C5-C12)	ND	ug/L	50.0	50.0	1		02/08/22 09:00		N2
Aliphatic (C05-C08)	ND	ug/L	50.0	50.0	1		02/08/22 09:00		N2
Aliphatic(C09-C12) Adjusted	ND	ug/L	50.0	50.0	1		02/08/22 09:00		N2
Aromatic (C09-C10)	ND	ug/L	50.0	50.0	1		02/08/22 09:00		N2
Surrogates									
4-Bromofluorobenzene (FID) (S)	100	%	70-130		1		02/08/22 09:00	460-00-4	
4-Bromofluorobenzene (PID) (S)	93	%	70-130		1		02/08/22 09:00	460-00-4	
6010 MET ICP	Analytical Method: EPA 6010D Preparation Method: EPA 3010A Pace Analytical Services - Asheville								
Lead	ND	ug/L	5.0	4.5	1	02/07/22 20:06	02/09/22 04:10	7439-92-1	
6200B MSV	Analytical Method: SM 6200B Pace Analytical Services - Charlotte								
Benzene	**1.4**	ug/L	0.50	0.34	1		02/08/22 04:10	71-43-2	
Bromobenzene	ND	ug/L	0.50	0.29	1		02/08/22 04:10	108-86-1	
Bromochloromethane	ND	ug/L	0.50	0.47	1		02/08/22 04:10	74-97-5	
Bromodichloromethane	ND	ug/L	0.50	0.31	1		02/08/22 04:10	75-27-4	
Bromoform	ND	ug/L	0.50	0.34	1		02/08/22 04:10	75-25-2	
Bromomethane	ND	ug/L	5.0	1.7	1		02/08/22 04:10	74-83-9	IH
n-Butylbenzene	ND	ug/L	0.50	0.49	1		02/08/22 04:10	104-51-8	
sec-Butylbenzene	ND	ug/L	0.50	0.40	1		02/08/22 04:10	135-98-8	
tert-Butylbenzene	ND	ug/L	0.50	0.32	1		02/08/22 04:10	98-06-6	
Carbon tetrachloride	ND	ug/L	0.50	0.33	1		02/08/22 04:10	56-23-5	
Chlorobenzene	ND	ug/L	0.50	0.28	1		02/08/22 04:10	108-90-7	
Chloroethane	ND	ug/L	1.0	0.65	1		02/08/22 04:10	75-00-3	
Chloroform	ND	ug/L	0.50	0.35	1		02/08/22 04:10	67-66-3	
Chloromethane	ND	ug/L	1.0	0.54	1		02/08/22 04:10	74-87-3	
2-Chlorotoluene	ND	ug/L	0.50	0.32	1		02/08/22 04:10	95-49-8	
4-Chlorotoluene	ND	ug/L	0.50	0.32	1		02/08/22 04:10	106-43-4	
1,2-Dibromo-3-chloropropane	ND	ug/L	1.0	0.34	1		02/08/22 04:10	96-12-8	
Dibromochloromethane	ND	ug/L	0.50	0.36	1		02/08/22 04:10	124-48-1	
1,2-Dibromoethane (EDB)	ND	ug/L	0.50	0.27	1		02/08/22 04:10	106-93-4	
Dibromomethane	ND	ug/L	0.50	0.39	1		02/08/22 04:10	74-95-3	
1,2-Dichlorobenzene	ND	ug/L	0.50	0.34	1		02/08/22 04:10	95-50-1	
1,3-Dichlorobenzene	ND	ug/L	0.50	0.34	1		02/08/22 04:10	541-73-1	
1,4-Dichlorobenzene	ND	ug/L	0.50	0.33	1		02/08/22 04:10	106-46-7	
Dichlorodifluoromethane	ND	ug/L	0.50	0.35	1		02/08/22 04:10	75-71-8	
1,1-Dichloroethane	ND	ug/L	0.50	0.37	1		02/08/22 04:10	75-34-3	
1,2-Dichloroethane	ND	ug/L	0.50	0.32	1		02/08/22 04:10	107-06-2	
1,1-Dichloroethene	ND	ug/L	0.50	0.35	1		02/08/22 04:10	75-35-4	
cis-1,2-Dichloroethene	ND	ug/L	0.50	0.38	1		02/08/22 04:10	156-59-2	
trans-1,2-Dichloroethene	ND	ug/L	0.50	0.40	1		02/08/22 04:10	156-60-5	
1,2-Dichloropropane	ND	ug/L	0.50	0.36	1		02/08/22 04:10	78-87-5	
1,3-Dichloropropane	ND	ug/L	0.50	0.28	1		02/08/22 04:10	142-28-9	

REPORT OF LABORATORY ANALYSIS

This report shall not be reproduced, except in full,
without the written consent of Pace Analytical Services, LLC.

Pace Analytical Services, LLC
9800 Kincey Ave. Suite 100
Huntersville, NC 28078
(704)875-9092

ANALYTICAL RESULTS

Project: CPC Huntersville-60674226
Pace Project No.: 92586178

Sample: MW-59 **Lab ID: 92586178022** Collected: 02/03/22 12:30 Received: 02/03/22 17:45 Matrix: Water

Parameters	Results	Units	Report Limit	MDL	DF	Prepared	Analyzed	CAS No.	Qual
6200B MSV	Analytical Method: SM 6200B Pace Analytical Services - Charlotte								
2,2-Dichloropropane	ND	ug/L	0.50	0.39	1		02/08/22 04:10	594-20-7	
1,1-Dichloropropene	ND	ug/L	0.50	0.43	1		02/08/22 04:10	563-58-6	
cis-1,3-Dichloropropene	ND	ug/L	0.50	0.36	1		02/08/22 04:10	10061-01-5	
trans-1,3-Dichloropropene	ND	ug/L	0.50	0.36	1		02/08/22 04:10	10061-02-6	
Diisopropyl ether	**3.2**	ug/L	0.50	0.31	1		02/08/22 04:10	108-20-3	
Ethylbenzene	ND	ug/L	0.50	0.30	1		02/08/22 04:10	100-41-4	
Hexachloro-1,3-butadiene	ND	ug/L	2.0	1.5	1		02/08/22 04:10	87-68-3	
Isopropylbenzene (Cumene)	ND	ug/L	0.50	0.33	1		02/08/22 04:10	98-82-8	
Methylene Chloride	ND	ug/L	2.0	2.0	1		02/08/22 04:10	75-09-2	
Methyl-tert-butyl ether	ND	ug/L	0.50	0.42	1		02/08/22 04:10	1634-04-4	
Naphthalene	ND	ug/L	2.0	0.64	1		02/08/22 04:10	91-20-3	
n-Propylbenzene	ND	ug/L	0.50	0.34	1		02/08/22 04:10	103-65-1	
Styrene	ND	ug/L	0.50	0.29	1		02/08/22 04:10	100-42-5	
1,1,1,2-Tetrachloroethane	ND	ug/L	0.50	0.31	1		02/08/22 04:10	630-20-6	
1,1,2,2-Tetrachloroethane	ND	ug/L	0.50	0.22	1		02/08/22 04:10	79-34-5	
Tetrachloroethene	ND	ug/L	0.50	0.29	1		02/08/22 04:10	127-18-4	
Toluene	**4.3**	ug/L	0.50	0.48	1		02/08/22 04:10	108-88-3	
1,2,3-Trichlorobenzene	ND	ug/L	2.0	0.81	1		02/08/22 04:10	87-61-6	
1,2,4-Trichlorobenzene	ND	ug/L	2.0	0.64	1		02/08/22 04:10	120-82-1	
1,1,1-Trichloroethane	ND	ug/L	0.50	0.33	1		02/08/22 04:10	71-55-6	
1,1,2-Trichloroethane	ND	ug/L	0.50	0.32	1		02/08/22 04:10	79-00-5	
Trichloroethene	ND	ug/L	0.50	0.38	1		02/08/22 04:10	79-01-6	
Trichlorofluoromethane	ND	ug/L	1.0	0.30	1		02/08/22 04:10	75-69-4	
1,2,3-Trichloropropane	ND	ug/L	0.50	0.26	1		02/08/22 04:10	96-18-4	
1,2,4-Trimethylbenzene	ND	ug/L	0.50	0.50	1		02/08/22 04:10	95-63-6	
1,3,5-Trimethylbenzene	ND	ug/L	0.50	0.33	1		02/08/22 04:10	108-67-8	
Vinyl chloride	ND	ug/L	1.0	0.39	1		02/08/22 04:10	75-01-4	
m&p-Xylene	**0.88J**	ug/L	1.0	0.71	1		02/08/22 04:10	179601-23-1	
o-Xylene	**0.48J**	ug/L	0.50	0.34	1		02/08/22 04:10	95-47-6	
Surrogates									
1,2-Dichloroethane-d4 (S)	95	%	70-130		1		02/08/22 04:10	17060-07-0	
4-Bromofluorobenzene (S)	96	%	70-130		1		02/08/22 04:10	460-00-4	
Toluene-d8 (S)	100	%	70-130		1		02/08/22 04:10	2037-26-5	

REPORT OF LABORATORY ANALYSIS

This report shall not be reproduced, except in full,
without the written consent of Pace Analytical Services, LLC.

Pace Analytical Services, LLC
9800 Kincey Ave. Suite 100
Huntersville, NC 28078
(704)875-9092

ANALYTICAL RESULTS

Project: CPC Huntersville-60674226
Pace Project No.: 92586178

Sample: MW-93 **Lab ID: 92586178023** Collected: 02/03/22 12:45 Received: 02/03/22 17:45 Matrix: Water

Parameters	Results	Units	Report Limit	MDL	DF	Prepared	Analyzed	CAS No.	Qual
VPH NC Water	Analytical Method: MADEP VPH Pace Analytical Services - Charlotte								
Total VPH (C5-C12)	ND	ug/L	50.0	50.0	1		02/08/22 09:29		N2
Aliphatic (C05-C08)	ND	ug/L	50.0	50.0	1		02/08/22 09:29		N2
Aliphatic(C09-C12) Adjusted	ND	ug/L	50.0	50.0	1		02/08/22 09:29		N2
Aromatic (C09-C10)	ND	ug/L	50.0	50.0	1		02/08/22 09:29		N2
Surrogates									
4-Bromofluorobenzene (FID) (S)	98	%	70-130		1		02/08/22 09:29	460-00-4	
4-Bromofluorobenzene (PID) (S)	91	%	70-130		1		02/08/22 09:29	460-00-4	
6010 MET ICP	Analytical Method: EPA 6010D Preparation Method: EPA 3010A Pace Analytical Services - Asheville								
Lead	**11.9**	ug/L	5.0	4.5	1	02/09/22 01:01	02/09/22 11:10	7439-92-1	
6200B MSV	Analytical Method: SM 6200B Pace Analytical Services - Charlotte								
Benzene	ND	ug/L	0.50	0.34	1		02/05/22 03:39	71-43-2	
Bromobenzene	ND	ug/L	0.50	0.29	1		02/05/22 03:39	108-86-1	
Bromochloromethane	ND	ug/L	0.50	0.47	1		02/05/22 03:39	74-97-5	
Bromodichloromethane	ND	ug/L	0.50	0.31	1		02/05/22 03:39	75-27-4	
Bromoform	ND	ug/L	0.50	0.34	1		02/05/22 03:39	75-25-2	
Bromomethane	ND	ug/L	5.0	1.7	1		02/05/22 03:39	74-83-9	IH
n-Butylbenzene	ND	ug/L	0.50	0.49	1		02/05/22 03:39	104-51-8	
sec-Butylbenzene	ND	ug/L	0.50	0.40	1		02/05/22 03:39	135-98-8	
tert-Butylbenzene	ND	ug/L	0.50	0.32	1		02/05/22 03:39	98-06-6	
Carbon tetrachloride	ND	ug/L	0.50	0.33	1		02/05/22 03:39	56-23-5	
Chlorobenzene	ND	ug/L	0.50	0.28	1		02/05/22 03:39	108-90-7	
Chloroethane	ND	ug/L	1.0	0.65	1		02/05/22 03:39	75-00-3	
Chloroform	ND	ug/L	0.50	0.35	1		02/05/22 03:39	67-66-3	
Chloromethane	ND	ug/L	1.0	0.54	1		02/05/22 03:39	74-87-3	
2-Chlorotoluene	ND	ug/L	0.50	0.32	1		02/05/22 03:39	95-49-8	
4-Chlorotoluene	ND	ug/L	0.50	0.32	1		02/05/22 03:39	106-43-4	
1,2-Dibromo-3-chloropropane	ND	ug/L	1.0	0.34	1		02/05/22 03:39	96-12-8	
Dibromochloromethane	ND	ug/L	0.50	0.36	1		02/05/22 03:39	124-48-1	
1,2-Dibromoethane (EDB)	ND	ug/L	0.50	0.27	1		02/05/22 03:39	106-93-4	
Dibromomethane	ND	ug/L	0.50	0.39	1		02/05/22 03:39	74-95-3	
1,2-Dichlorobenzene	ND	ug/L	0.50	0.34	1		02/05/22 03:39	95-50-1	
1,3-Dichlorobenzene	ND	ug/L	0.50	0.34	1		02/05/22 03:39	541-73-1	
1,4-Dichlorobenzene	ND	ug/L	0.50	0.33	1		02/05/22 03:39	106-46-7	
Dichlorodifluoromethane	ND	ug/L	0.50	0.35	1		02/05/22 03:39	75-71-8	
1,1-Dichloroethane	ND	ug/L	0.50	0.37	1		02/05/22 03:39	75-34-3	
1,2-Dichloroethane	ND	ug/L	0.50	0.32	1		02/05/22 03:39	107-06-2	
1,1-Dichloroethene	ND	ug/L	0.50	0.35	1		02/05/22 03:39	75-35-4	
cis-1,2-Dichloroethene	ND	ug/L	0.50	0.38	1		02/05/22 03:39	156-59-2	
trans-1,2-Dichloroethene	ND	ug/L	0.50	0.40	1		02/05/22 03:39	156-60-5	
1,2-Dichloropropane	ND	ug/L	0.50	0.36	1		02/05/22 03:39	78-87-5	
1,3-Dichloropropane	ND	ug/L	0.50	0.28	1		02/05/22 03:39	142-28-9	

REPORT OF LABORATORY ANALYSIS

This report shall not be reproduced, except in full,
without the written consent of Pace Analytical Services, LLC.

Pace Analytical Services, LLC
9800 Kincey Ave. Suite 100
Huntersville, NC 28078
(704)875-9092

ANALYTICAL RESULTS

Project: CPC Huntersville-60674226
Pace Project No.: 92586178

Sample: MW-93 **Lab ID: 92586178023** Collected: 02/03/22 12:45 Received: 02/03/22 17:45 Matrix: Water

Parameters	Results	Units	Report Limit	MDL	DF	Prepared	Analyzed	CAS No.	Qual
6200B MSV	Analytical Method: SM 6200B Pace Analytical Services - Charlotte								
2,2-Dichloropropane	ND	ug/L	0.50	0.39	1		02/05/22 03:39	594-20-7	
1,1-Dichloropropene	ND	ug/L	0.50	0.43	1		02/05/22 03:39	563-58-6	
cis-1,3-Dichloropropene	ND	ug/L	0.50	0.36	1		02/05/22 03:39	10061-01-5	
trans-1,3-Dichloropropene	ND	ug/L	0.50	0.36	1		02/05/22 03:39	10061-02-6	
Diisopropyl ether	ND	ug/L	0.50	0.31	1		02/05/22 03:39	108-20-3	
Ethylbenzene	ND	ug/L	0.50	0.30	1		02/05/22 03:39	100-41-4	
Hexachloro-1,3-butadiene	ND	ug/L	2.0	1.5	1		02/05/22 03:39	87-68-3	
Isopropylbenzene (Cumene)	ND	ug/L	0.50	0.33	1		02/05/22 03:39	98-82-8	
Methylene Chloride	ND	ug/L	2.0	2.0	1		02/05/22 03:39	75-09-2	
Methyl-tert-butyl ether	ND	ug/L	0.50	0.42	1		02/05/22 03:39	1634-04-4	
Naphthalene	ND	ug/L	2.0	0.64	1		02/05/22 03:39	91-20-3	
n-Propylbenzene	ND	ug/L	0.50	0.34	1		02/05/22 03:39	103-65-1	
Styrene	ND	ug/L	0.50	0.29	1		02/05/22 03:39	100-42-5	
1,1,1,2-Tetrachloroethane	ND	ug/L	0.50	0.31	1		02/05/22 03:39	630-20-6	
1,1,2,2-Tetrachloroethane	ND	ug/L	0.50	0.22	1		02/05/22 03:39	79-34-5	
Tetrachloroethene	ND	ug/L	0.50	0.29	1		02/05/22 03:39	127-18-4	
Toluene	ND	ug/L	0.50	0.48	1		02/05/22 03:39	108-88-3	
1,2,3-Trichlorobenzene	ND	ug/L	2.0	0.81	1		02/05/22 03:39	87-61-6	
1,2,4-Trichlorobenzene	ND	ug/L	2.0	0.64	1		02/05/22 03:39	120-82-1	
1,1,1-Trichloroethane	ND	ug/L	0.50	0.33	1		02/05/22 03:39	71-55-6	
1,1,2-Trichloroethane	ND	ug/L	0.50	0.32	1		02/05/22 03:39	79-00-5	
Trichloroethene	ND	ug/L	0.50	0.38	1		02/05/22 03:39	79-01-6	
Trichlorofluoromethane	ND	ug/L	1.0	0.30	1		02/05/22 03:39	75-69-4	
1,2,3-Trichloropropane	ND	ug/L	0.50	0.26	1		02/05/22 03:39	96-18-4	
1,2,4-Trimethylbenzene	ND	ug/L	0.50	0.50	1		02/05/22 03:39	95-63-6	
1,3,5-Trimethylbenzene	ND	ug/L	0.50	0.33	1		02/05/22 03:39	108-67-8	
Vinyl chloride	ND	ug/L	1.0	0.39	1		02/05/22 03:39	75-01-4	
m&p-Xylene	ND	ug/L	1.0	0.71	1		02/05/22 03:39	179601-23-1	
o-Xylene	ND	ug/L	0.50	0.34	1		02/05/22 03:39	95-47-6	
Surrogates									
1,2-Dichloroethane-d4 (S)	100	%	70-130		1		02/05/22 03:39	17060-07-0	
4-Bromofluorobenzene (S)	98	%	70-130		1		02/05/22 03:39	460-00-4	
Toluene-d8 (S)	99	%	70-130		1		02/05/22 03:39	2037-26-5	

REPORT OF LABORATORY ANALYSIS

This report shall not be reproduced, except in full,
without the written consent of Pace Analytical Services, LLC.

Pace Analytical Services, LLC
9800 Kincey Ave. Suite 100
Huntersville, NC 28078
(704)875-9092

ANALYTICAL RESULTS

Project: CPC Huntersville-60674226
Pace Project No.: 92586178

Sample: MW-36DR **Lab ID: 92586178024** Collected: 02/03/22 13:05 Received: 02/03/22 17:45 Matrix: Water

Parameters	Results	Units	Report Limit	MDL	DF	Prepared	Analyzed	CAS No.	Qual
VPH NC Water	Analytical Method: MADEP VPH Pace Analytical Services - Charlotte								
Total VPH (C5-C12)	ND	ug/L	50.0	50.0	1		02/08/22 09:58		N2
Aliphatic (C05-C08)	ND	ug/L	50.0	50.0	1		02/08/22 09:58		N2
Aliphatic(C09-C12) Adjusted	ND	ug/L	50.0	50.0	1		02/08/22 09:58		N2
Aromatic (C09-C10)	ND	ug/L	50.0	50.0	1		02/08/22 09:58		N2
Surrogates									
4-Bromofluorobenzene (FID) (S)	101	%	70-130		1		02/08/22 09:58	460-00-4	
4-Bromofluorobenzene (PID) (S)	93	%	70-130		1		02/08/22 09:58	460-00-4	
6010 MET ICP	Analytical Method: EPA 6010D Preparation Method: EPA 3010A Pace Analytical Services - Asheville								
Lead	ND	ug/L	5.0	4.5	1	02/07/22 20:06	02/09/22 04:20	7439-92-1	
6200B MSV	Analytical Method: SM 6200B Pace Analytical Services - Charlotte								
Benzene	ND	ug/L	0.50	0.34	1		02/05/22 03:57	71-43-2	
Bromobenzene	ND	ug/L	0.50	0.29	1		02/05/22 03:57	108-86-1	
Bromochloromethane	ND	ug/L	0.50	0.47	1		02/05/22 03:57	74-97-5	
Bromodichloromethane	ND	ug/L	0.50	0.31	1		02/05/22 03:57	75-27-4	
Bromoform	ND	ug/L	0.50	0.34	1		02/05/22 03:57	75-25-2	
Bromomethane	ND	ug/L	5.0	1.7	1		02/05/22 03:57	74-83-9	IH
n-Butylbenzene	ND	ug/L	0.50	0.49	1		02/05/22 03:57	104-51-8	
sec-Butylbenzene	ND	ug/L	0.50	0.40	1		02/05/22 03:57	135-98-8	
tert-Butylbenzene	ND	ug/L	0.50	0.32	1		02/05/22 03:57	98-06-6	
Carbon tetrachloride	ND	ug/L	0.50	0.33	1		02/05/22 03:57	56-23-5	
Chlorobenzene	ND	ug/L	0.50	0.28	1		02/05/22 03:57	108-90-7	
Chloroethane	ND	ug/L	1.0	0.65	1		02/05/22 03:57	75-00-3	
Chloroform	ND	ug/L	0.50	0.35	1		02/05/22 03:57	67-66-3	
Chloromethane	ND	ug/L	1.0	0.54	1		02/05/22 03:57	74-87-3	
2-Chlorotoluene	ND	ug/L	0.50	0.32	1		02/05/22 03:57	95-49-8	
4-Chlorotoluene	ND	ug/L	0.50	0.32	1		02/05/22 03:57	106-43-4	
1,2-Dibromo-3-chloropropane	ND	ug/L	1.0	0.34	1		02/05/22 03:57	96-12-8	
Dibromochloromethane	ND	ug/L	0.50	0.36	1		02/05/22 03:57	124-48-1	
1,2-Dibromoethane (EDB)	ND	ug/L	0.50	0.27	1		02/05/22 03:57	106-93-4	
Dibromomethane	ND	ug/L	0.50	0.39	1		02/05/22 03:57	74-95-3	
1,2-Dichlorobenzene	ND	ug/L	0.50	0.34	1		02/05/22 03:57	95-50-1	
1,3-Dichlorobenzene	ND	ug/L	0.50	0.34	1		02/05/22 03:57	541-73-1	
1,4-Dichlorobenzene	ND	ug/L	0.50	0.33	1		02/05/22 03:57	106-46-7	
Dichlorodifluoromethane	ND	ug/L	0.50	0.35	1		02/05/22 03:57	75-71-8	
1,1-Dichloroethane	ND	ug/L	0.50	0.37	1		02/05/22 03:57	75-34-3	
1,2-Dichloroethane	ND	ug/L	0.50	0.32	1		02/05/22 03:57	107-06-2	
1,1-Dichloroethene	ND	ug/L	0.50	0.35	1		02/05/22 03:57	75-35-4	
cis-1,2-Dichloroethene	ND	ug/L	0.50	0.38	1		02/05/22 03:57	156-59-2	
trans-1,2-Dichloroethene	ND	ug/L	0.50	0.40	1		02/05/22 03:57	156-60-5	
1,2-Dichloropropane	ND	ug/L	0.50	0.36	1		02/05/22 03:57	78-87-5	
1,3-Dichloropropane	ND	ug/L	0.50	0.28	1		02/05/22 03:57	142-28-9	

REPORT OF LABORATORY ANALYSIS

This report shall not be reproduced, except in full,
without the written consent of Pace Analytical Services, LLC.

Pace Analytical Services, LLC
9800 Kincey Ave. Suite 100
Huntersville, NC 28078
(704)875-9092

ANALYTICAL RESULTS

Project: CPC Huntersville-60674226
Pace Project No.: 92586178

Sample: MW-36DR **Lab ID: 92586178024** Collected: 02/03/22 13:05 Received: 02/03/22 17:45 Matrix: Water

Parameters	Results	Units	Report Limit	MDL	DF	Prepared	Analyzed	CAS No.	Qual
6200B MSV	Analytical Method: SM 6200B Pace Analytical Services - Charlotte								
2,2-Dichloropropane	ND	ug/L	0.50	0.39	1		02/05/22 03:57	594-20-7	
1,1-Dichloropropene	ND	ug/L	0.50	0.43	1		02/05/22 03:57	563-58-6	
cis-1,3-Dichloropropene	ND	ug/L	0.50	0.36	1		02/05/22 03:57	10061-01-5	
trans-1,3-Dichloropropene	ND	ug/L	0.50	0.36	1		02/05/22 03:57	10061-02-6	
Diisopropyl ether	ND	ug/L	0.50	0.31	1		02/05/22 03:57	108-20-3	
Ethylbenzene	ND	ug/L	0.50	0.30	1		02/05/22 03:57	100-41-4	
Hexachloro-1,3-butadiene	ND	ug/L	2.0	1.5	1		02/05/22 03:57	87-68-3	
Isopropylbenzene (Cumene)	ND	ug/L	0.50	0.33	1		02/05/22 03:57	98-82-8	
Methylene Chloride	ND	ug/L	2.0	2.0	1		02/05/22 03:57	75-09-2	
Methyl-tert-butyl ether	ND	ug/L	0.50	0.42	1		02/05/22 03:57	1634-04-4	
Naphthalene	ND	ug/L	2.0	0.64	1		02/05/22 03:57	91-20-3	
n-Propylbenzene	ND	ug/L	0.50	0.34	1		02/05/22 03:57	103-65-1	
Styrene	ND	ug/L	0.50	0.29	1		02/05/22 03:57	100-42-5	
1,1,1,2-Tetrachloroethane	ND	ug/L	0.50	0.31	1		02/05/22 03:57	630-20-6	
1,1,2,2-Tetrachloroethane	ND	ug/L	0.50	0.22	1		02/05/22 03:57	79-34-5	
Tetrachloroethene	ND	ug/L	0.50	0.29	1		02/05/22 03:57	127-18-4	
Toluene	ND	ug/L	0.50	0.48	1		02/05/22 03:57	108-88-3	
1,2,3-Trichlorobenzene	ND	ug/L	2.0	0.81	1		02/05/22 03:57	87-61-6	
1,2,4-Trichlorobenzene	ND	ug/L	2.0	0.64	1		02/05/22 03:57	120-82-1	
1,1,1-Trichloroethane	ND	ug/L	0.50	0.33	1		02/05/22 03:57	71-55-6	
1,1,2-Trichloroethane	ND	ug/L	0.50	0.32	1		02/05/22 03:57	79-00-5	
Trichloroethene	ND	ug/L	0.50	0.38	1		02/05/22 03:57	79-01-6	
Trichlorofluoromethane	ND	ug/L	1.0	0.30	1		02/05/22 03:57	75-69-4	
1,2,3-Trichloropropane	ND	ug/L	0.50	0.26	1		02/05/22 03:57	96-18-4	
1,2,4-Trimethylbenzene	ND	ug/L	0.50	0.50	1		02/05/22 03:57	95-63-6	
1,3,5-Trimethylbenzene	ND	ug/L	0.50	0.33	1		02/05/22 03:57	108-67-8	
Vinyl chloride	ND	ug/L	1.0	0.39	1		02/05/22 03:57	75-01-4	
m&p-Xylene	ND	ug/L	1.0	0.71	1		02/05/22 03:57	179601-23-1	
o-Xylene	ND	ug/L	0.50	0.34	1		02/05/22 03:57	95-47-6	
Surrogates									
1,2-Dichloroethane-d4 (S)	99	%	70-130		1		02/05/22 03:57	17060-07-0	
4-Bromofluorobenzene (S)	96	%	70-130		1		02/05/22 03:57	460-00-4	
Toluene-d8 (S)	99	%	70-130		1		02/05/22 03:57	2037-26-5	

REPORT OF LABORATORY ANALYSIS

This report shall not be reproduced, except in full,
without the written consent of Pace Analytical Services, LLC.

Pace Analytical Services, LLC
9800 Kincey Ave. Suite 100
Huntersville, NC 28078
(704)875-9092

ANALYTICAL RESULTS

Project: CPC Huntersville-60674226
Pace Project No.: 92586178

Sample: DUP-1-20220203 **Lab ID: 92586178025** Collected: 02/03/22 00:00 Received: 02/03/22 17:45 Matrix: Water

Parameters	Results	Units	Report Limit	MDL	DF	Prepared	Analyzed	CAS No.	Qual
VPH NC Water	Analytical Method: MADEP VPH Pace Analytical Services - Charlotte								
Total VPH (C5-C12)	ND	ug/L	50.0	50.0	1		02/08/22 10:26		N2
Aliphatic (C05-C08)	ND	ug/L	50.0	50.0	1		02/08/22 10:26		N2
Aliphatic(C09-C12) Adjusted	ND	ug/L	50.0	50.0	1		02/08/22 10:26		N2
Aromatic (C09-C10)	ND	ug/L	50.0	50.0	1		02/08/22 10:26		N2
Surrogates									
4-Bromofluorobenzene (FID) (S)	96	%	70-130		1		02/08/22 10:26	460-00-4	
4-Bromofluorobenzene (PID) (S)	89	%	70-130		1		02/08/22 10:26	460-00-4	
6010 MET ICP	Analytical Method: EPA 6010D Preparation Method: EPA 3010A Pace Analytical Services - Asheville								
Lead	ND	ug/L	5.0	4.5	1	02/07/22 20:06	02/09/22 04:23	7439-92-1	
6200B MSV	Analytical Method: SM 6200B Pace Analytical Services - Charlotte								
Benzene	ND	ug/L	0.50	0.34	1		02/08/22 04:28	71-43-2	
Bromobenzene	ND	ug/L	0.50	0.29	1		02/08/22 04:28	108-86-1	
Bromochloromethane	ND	ug/L	0.50	0.47	1		02/08/22 04:28	74-97-5	
Bromodichloromethane	ND	ug/L	0.50	0.31	1		02/08/22 04:28	75-27-4	
Bromoform	ND	ug/L	0.50	0.34	1		02/08/22 04:28	75-25-2	
Bromomethane	ND	ug/L	5.0	1.7	1		02/08/22 04:28	74-83-9	IH
n-Butylbenzene	ND	ug/L	0.50	0.49	1		02/08/22 04:28	104-51-8	
sec-Butylbenzene	ND	ug/L	0.50	0.40	1		02/08/22 04:28	135-98-8	
tert-Butylbenzene	ND	ug/L	0.50	0.32	1		02/08/22 04:28	98-06-6	
Carbon tetrachloride	ND	ug/L	0.50	0.33	1		02/08/22 04:28	56-23-5	
Chlorobenzene	ND	ug/L	0.50	0.28	1		02/08/22 04:28	108-90-7	
Chloroethane	ND	ug/L	1.0	0.65	1		02/08/22 04:28	75-00-3	
Chloroform	ND	ug/L	0.50	0.35	1		02/08/22 04:28	67-66-3	
Chloromethane	ND	ug/L	1.0	0.54	1		02/08/22 04:28	74-87-3	
2-Chlorotoluene	ND	ug/L	0.50	0.32	1		02/08/22 04:28	95-49-8	
4-Chlorotoluene	ND	ug/L	0.50	0.32	1		02/08/22 04:28	106-43-4	
1,2-Dibromo-3-chloropropane	ND	ug/L	1.0	0.34	1		02/08/22 04:28	96-12-8	
Dibromochloromethane	ND	ug/L	0.50	0.36	1		02/08/22 04:28	124-48-1	
1,2-Dibromoethane (EDB)	ND	ug/L	0.50	0.27	1		02/08/22 04:28	106-93-4	
Dibromomethane	ND	ug/L	0.50	0.39	1		02/08/22 04:28	74-95-3	
1,2-Dichlorobenzene	ND	ug/L	0.50	0.34	1		02/08/22 04:28	95-50-1	
1,3-Dichlorobenzene	ND	ug/L	0.50	0.34	1		02/08/22 04:28	541-73-1	
1,4-Dichlorobenzene	ND	ug/L	0.50	0.33	1		02/08/22 04:28	106-46-7	
Dichlorodifluoromethane	ND	ug/L	0.50	0.35	1		02/08/22 04:28	75-71-8	
1,1-Dichloroethane	ND	ug/L	0.50	0.37	1		02/08/22 04:28	75-34-3	
1,2-Dichloroethane	ND	ug/L	0.50	0.32	1		02/08/22 04:28	107-06-2	
1,1-Dichloroethene	ND	ug/L	0.50	0.35	1		02/08/22 04:28	75-35-4	
cis-1,2-Dichloroethene	ND	ug/L	0.50	0.38	1		02/08/22 04:28	156-59-2	
trans-1,2-Dichloroethene	ND	ug/L	0.50	0.40	1		02/08/22 04:28	156-60-5	
1,2-Dichloropropane	ND	ug/L	0.50	0.36	1		02/08/22 04:28	78-87-5	
1,3-Dichloropropane	ND	ug/L	0.50	0.28	1		02/08/22 04:28	142-28-9	

REPORT OF LABORATORY ANALYSIS

This report shall not be reproduced, except in full,
without the written consent of Pace Analytical Services, LLC.

Pace Analytical Services, LLC
9800 Kincey Ave. Suite 100
Huntersville, NC 28078
(704)875-9092

ANALYTICAL RESULTS

Project: CPC Huntersville-60674226
Pace Project No.: 92586178

Sample: DUP-1-20220203 **Lab ID: 92586178025** Collected: 02/03/22 00:00 Received: 02/03/22 17:45 Matrix: Water

Parameters	Results	Units	Report Limit	MDL	DF	Prepared	Analyzed	CAS No.	Qual
6200B MSV	Analytical Method: SM 6200B Pace Analytical Services - Charlotte								
2,2-Dichloropropane	ND	ug/L	0.50	0.39	1		02/08/22 04:28	594-20-7	
1,1-Dichloropropene	ND	ug/L	0.50	0.43	1		02/08/22 04:28	563-58-6	
cis-1,3-Dichloropropene	ND	ug/L	0.50	0.36	1		02/08/22 04:28	10061-01-5	
trans-1,3-Dichloropropene	ND	ug/L	0.50	0.36	1		02/08/22 04:28	10061-02-6	
Diisopropyl ether	ND	ug/L	0.50	0.31	1		02/08/22 04:28	108-20-3	
Ethylbenzene	ND	ug/L	0.50	0.30	1		02/08/22 04:28	100-41-4	
Hexachloro-1,3-butadiene	ND	ug/L	2.0	1.5	1		02/08/22 04:28	87-68-3	
Isopropylbenzene (Cumene)	ND	ug/L	0.50	0.33	1		02/08/22 04:28	98-82-8	
Methylene Chloride	ND	ug/L	2.0	2.0	1		02/08/22 04:28	75-09-2	
Methyl-tert-butyl ether	ND	ug/L	0.50	0.42	1		02/08/22 04:28	1634-04-4	
Naphthalene	ND	ug/L	2.0	0.64	1		02/08/22 04:28	91-20-3	
n-Propylbenzene	ND	ug/L	0.50	0.34	1		02/08/22 04:28	103-65-1	
Styrene	ND	ug/L	0.50	0.29	1		02/08/22 04:28	100-42-5	
1,1,1,2-Tetrachloroethane	ND	ug/L	0.50	0.31	1		02/08/22 04:28	630-20-6	
1,1,2,2-Tetrachloroethane	ND	ug/L	0.50	0.22	1		02/08/22 04:28	79-34-5	
Tetrachloroethene	ND	ug/L	0.50	0.29	1		02/08/22 04:28	127-18-4	
Toluene	ND	ug/L	0.50	0.48	1		02/08/22 04:28	108-88-3	
1,2,3-Trichlorobenzene	ND	ug/L	2.0	0.81	1		02/08/22 04:28	87-61-6	
1,2,4-Trichlorobenzene	ND	ug/L	2.0	0.64	1		02/08/22 04:28	120-82-1	
1,1,1-Trichloroethane	ND	ug/L	0.50	0.33	1		02/08/22 04:28	71-55-6	
1,1,2-Trichloroethane	ND	ug/L	0.50	0.32	1		02/08/22 04:28	79-00-5	
Trichloroethene	ND	ug/L	0.50	0.38	1		02/08/22 04:28	79-01-6	
Trichlorofluoromethane	ND	ug/L	1.0	0.30	1		02/08/22 04:28	75-69-4	
1,2,3-Trichloropropane	ND	ug/L	0.50	0.26	1		02/08/22 04:28	96-18-4	
1,2,4-Trimethylbenzene	ND	ug/L	0.50	0.50	1		02/08/22 04:28	95-63-6	
1,3,5-Trimethylbenzene	ND	ug/L	0.50	0.33	1		02/08/22 04:28	108-67-8	
Vinyl chloride	ND	ug/L	1.0	0.39	1		02/08/22 04:28	75-01-4	
m&p-Xylene	ND	ug/L	1.0	0.71	1		02/08/22 04:28	179601-23-1	
o-Xylene	ND	ug/L	0.50	0.34	1		02/08/22 04:28	95-47-6	
Surrogates									
1,2-Dichloroethane-d4 (S)	96	%	70-130		1		02/08/22 04:28	17060-07-0	
4-Bromofluorobenzene (S)	98	%	70-130		1		02/08/22 04:28	460-00-4	
Toluene-d8 (S)	100	%	70-130		1		02/08/22 04:28	2037-26-5	

REPORT OF LABORATORY ANALYSIS

This report shall not be reproduced, except in full,
without the written consent of Pace Analytical Services, LLC.

Pace Analytical Services, LLC
9800 Kincey Ave. Suite 100
Huntersville, NC 28078
(704)875-9092

ANALYTICAL RESULTS

Project: CPC Huntersville-60674226
Pace Project No.: 92586178

Sample: DUP-2-20220203 **Lab ID: 92586178026** Collected: 02/03/22 00:00 Received: 02/03/22 17:45 Matrix: Water

Parameters	Results	Units	Report Limit	MDL	DF	Prepared	Analyzed	CAS No.	Qual
VPH NC Water	Analytical Method: MADEP VPH Pace Analytical Services - Charlotte								
Total VPH (C5-C12)	ND	ug/L	50.0	50.0	1		02/09/22 01:28		N2
Aliphatic (C05-C08)	ND	ug/L	50.0	50.0	1		02/09/22 01:28		N2
Aliphatic(C09-C12) Adjusted	ND	ug/L	50.0	50.0	1		02/09/22 01:28		N2
Aromatic (C09-C10)	ND	ug/L	50.0	50.0	1		02/09/22 01:28		N2
Surrogates									
4-Bromofluorobenzene (FID) (S)	97	%	70-130		1		02/09/22 01:28	460-00-4	
4-Bromofluorobenzene (PID) (S)	89	%	70-130		1		02/09/22 01:28	460-00-4	
6010 MET ICP	Analytical Method: EPA 6010D Preparation Method: EPA 3010A Pace Analytical Services - Asheville								
Lead	ND	ug/L	5.0	4.5	1	02/09/22 01:01	02/09/22 11:20	7439-92-1	
6200B MSV	Analytical Method: SM 6200B Pace Analytical Services - Charlotte								
Benzene	ND	ug/L	0.50	0.34	1		02/08/22 01:46	71-43-2	
Bromobenzene	ND	ug/L	0.50	0.29	1		02/08/22 01:46	108-86-1	
Bromochloromethane	ND	ug/L	0.50	0.47	1		02/08/22 01:46	74-97-5	
Bromodichloromethane	ND	ug/L	0.50	0.31	1		02/08/22 01:46	75-27-4	
Bromoform	ND	ug/L	0.50	0.34	1		02/08/22 01:46	75-25-2	
Bromomethane	ND	ug/L	5.0	1.7	1		02/08/22 01:46	74-83-9	IH
n-Butylbenzene	ND	ug/L	0.50	0.49	1		02/08/22 01:46	104-51-8	
sec-Butylbenzene	ND	ug/L	0.50	0.40	1		02/08/22 01:46	135-98-8	
tert-Butylbenzene	ND	ug/L	0.50	0.32	1		02/08/22 01:46	98-06-6	
Carbon tetrachloride	ND	ug/L	0.50	0.33	1		02/08/22 01:46	56-23-5	
Chlorobenzene	ND	ug/L	0.50	0.28	1		02/08/22 01:46	108-90-7	
Chloroethane	ND	ug/L	1.0	0.65	1		02/08/22 01:46	75-00-3	
Chloroform	ND	ug/L	0.50	0.35	1		02/08/22 01:46	67-66-3	
Chloromethane	ND	ug/L	1.0	0.54	1		02/08/22 01:46	74-87-3	
2-Chlorotoluene	ND	ug/L	0.50	0.32	1		02/08/22 01:46	95-49-8	
4-Chlorotoluene	ND	ug/L	0.50	0.32	1		02/08/22 01:46	106-43-4	
1,2-Dibromo-3-chloropropane	ND	ug/L	1.0	0.34	1		02/08/22 01:46	96-12-8	
Dibromochloromethane	ND	ug/L	0.50	0.36	1		02/08/22 01:46	124-48-1	
1,2-Dibromoethane (EDB)	ND	ug/L	0.50	0.27	1		02/08/22 01:46	106-93-4	
Dibromomethane	ND	ug/L	0.50	0.39	1		02/08/22 01:46	74-95-3	
1,2-Dichlorobenzene	ND	ug/L	0.50	0.34	1		02/08/22 01:46	95-50-1	
1,3-Dichlorobenzene	ND	ug/L	0.50	0.34	1		02/08/22 01:46	541-73-1	
1,4-Dichlorobenzene	ND	ug/L	0.50	0.33	1		02/08/22 01:46	106-46-7	
Dichlorodifluoromethane	ND	ug/L	0.50	0.35	1		02/08/22 01:46	75-71-8	
1,1-Dichloroethane	ND	ug/L	0.50	0.37	1		02/08/22 01:46	75-34-3	
1,2-Dichloroethane	ND	ug/L	0.50	0.32	1		02/08/22 01:46	107-06-2	
1,1-Dichloroethene	ND	ug/L	0.50	0.35	1		02/08/22 01:46	75-35-4	
cis-1,2-Dichloroethene	ND	ug/L	0.50	0.38	1		02/08/22 01:46	156-59-2	
trans-1,2-Dichloroethene	ND	ug/L	0.50	0.40	1		02/08/22 01:46	156-60-5	
1,2-Dichloropropane	ND	ug/L	0.50	0.36	1		02/08/22 01:46	78-87-5	
1,3-Dichloropropane	ND	ug/L	0.50	0.28	1		02/08/22 01:46	142-28-9	

REPORT OF LABORATORY ANALYSIS

This report shall not be reproduced, except in full,
without the written consent of Pace Analytical Services, LLC.

Pace Analytical Services, LLC
9800 Kincey Ave. Suite 100
Huntersville, NC 28078
(704)875-9092

ANALYTICAL RESULTS

Project: CPC Huntersville-60674226
Pace Project No.: 92586178

Sample: DUP-2-20220203 **Lab ID: 92586178026** Collected: 02/03/22 00:00 Received: 02/03/22 17:45 Matrix: Water

Parameters	Results	Units	Report Limit	MDL	DF	Prepared	Analyzed	CAS No.	Qual
6200B MSV	Analytical Method: SM 6200B Pace Analytical Services - Charlotte								
2,2-Dichloropropane	ND	ug/L	0.50	0.39	1		02/08/22 01:46	594-20-7	
1,1-Dichloropropene	ND	ug/L	0.50	0.43	1		02/08/22 01:46	563-58-6	
cis-1,3-Dichloropropene	ND	ug/L	0.50	0.36	1		02/08/22 01:46	10061-01-5	
trans-1,3-Dichloropropene	ND	ug/L	0.50	0.36	1		02/08/22 01:46	10061-02-6	
Diisopropyl ether	ND	ug/L	0.50	0.31	1		02/08/22 01:46	108-20-3	
Ethylbenzene	ND	ug/L	0.50	0.30	1		02/08/22 01:46	100-41-4	
Hexachloro-1,3-butadiene	ND	ug/L	2.0	1.5	1		02/08/22 01:46	87-68-3	
Isopropylbenzene (Cumene)	ND	ug/L	0.50	0.33	1		02/08/22 01:46	98-82-8	
Methylene Chloride	ND	ug/L	2.0	2.0	1		02/08/22 01:46	75-09-2	
Methyl-tert-butyl ether	ND	ug/L	0.50	0.42	1		02/08/22 01:46	1634-04-4	
Naphthalene	ND	ug/L	2.0	0.64	1		02/08/22 01:46	91-20-3	
n-Propylbenzene	ND	ug/L	0.50	0.34	1		02/08/22 01:46	103-65-1	
Styrene	ND	ug/L	0.50	0.29	1		02/08/22 01:46	100-42-5	
1,1,1,2-Tetrachloroethane	ND	ug/L	0.50	0.31	1		02/08/22 01:46	630-20-6	
1,1,2,2-Tetrachloroethane	ND	ug/L	0.50	0.22	1		02/08/22 01:46	79-34-5	
Tetrachloroethene	ND	ug/L	0.50	0.29	1		02/08/22 01:46	127-18-4	
Toluene	ND	ug/L	0.50	0.48	1		02/08/22 01:46	108-88-3	
1,2,3-Trichlorobenzene	ND	ug/L	2.0	0.81	1		02/08/22 01:46	87-61-6	
1,2,4-Trichlorobenzene	ND	ug/L	2.0	0.64	1		02/08/22 01:46	120-82-1	
1,1,1-Trichloroethane	ND	ug/L	0.50	0.33	1		02/08/22 01:46	71-55-6	
1,1,2-Trichloroethane	ND	ug/L	0.50	0.32	1		02/08/22 01:46	79-00-5	
Trichloroethene	ND	ug/L	0.50	0.38	1		02/08/22 01:46	79-01-6	
Trichlorofluoromethane	ND	ug/L	1.0	0.30	1		02/08/22 01:46	75-69-4	
1,2,3-Trichloropropane	ND	ug/L	0.50	0.26	1		02/08/22 01:46	96-18-4	
1,2,4-Trimethylbenzene	ND	ug/L	0.50	0.50	1		02/08/22 01:46	95-63-6	
1,3,5-Trimethylbenzene	ND	ug/L	0.50	0.33	1		02/08/22 01:46	108-67-8	
Vinyl chloride	ND	ug/L	1.0	0.39	1		02/08/22 01:46	75-01-4	
m&p-Xylene	ND	ug/L	1.0	0.71	1		02/08/22 01:46	179601-23-1	
o-Xylene	ND	ug/L	0.50	0.34	1		02/08/22 01:46	95-47-6	
Surrogates									
1,2-Dichloroethane-d4 (S)	98	%	70-130		1		02/08/22 01:46	17060-07-0	
4-Bromofluorobenzene (S)	97	%	70-130		1		02/08/22 01:46	460-00-4	
Toluene-d8 (S)	100	%	70-130		1		02/08/22 01:46	2037-26-5	

REPORT OF LABORATORY ANALYSIS

This report shall not be reproduced, except in full,
without the written consent of Pace Analytical Services, LLC.

Pace Analytical Services, LLC
9800 Kincey Ave. Suite 100
Huntersville, NC 28078
(704)875-9092

ANALYTICAL RESULTS

Project: CPC Huntersville-60674226
Pace Project No.: 92586178

Sample: FB-1-20220203 **Lab ID: 92586178027** Collected: 02/03/22 16:10 Received: 02/03/22 17:45 Matrix: Water

Parameters	Results	Units	Report Limit	MDL	DF	Prepared	Analyzed	CAS No.	Qual
VPH NC Water	Analytical Method: MADEP VPH Pace Analytical Services - Charlotte								
Total VPH (C5-C12)	ND	ug/L	50.0	50.0	1		02/09/22 01:56		N2
Aliphatic (C05-C08)	ND	ug/L	50.0	50.0	1		02/09/22 01:56		N2
Aliphatic(C09-C12) Adjusted	ND	ug/L	50.0	50.0	1		02/09/22 01:56		N2
Aromatic (C09-C10)	ND	ug/L	50.0	50.0	1		02/09/22 01:56		N2
Surrogates									
4-Bromofluorobenzene (FID) (S)	101	%	70-130		1		02/09/22 01:56	460-00-4	
4-Bromofluorobenzene (PID) (S)	92	%	70-130		1		02/09/22 01:56	460-00-4	
6200B MSV	Analytical Method: SM 6200B Pace Analytical Services - Charlotte								
Benzene	ND	ug/L	0.50	0.34	1		02/08/22 00:35	71-43-2	
Bromobenzene	ND	ug/L	0.50	0.29	1		02/08/22 00:35	108-86-1	
Bromochloromethane	ND	ug/L	0.50	0.47	1		02/08/22 00:35	74-97-5	
Bromodichloromethane	ND	ug/L	0.50	0.31	1		02/08/22 00:35	75-27-4	
Bromoform	ND	ug/L	0.50	0.34	1		02/08/22 00:35	75-25-2	
Bromomethane	ND	ug/L	5.0	1.7	1		02/08/22 00:35	74-83-9	IH
n-Butylbenzene	ND	ug/L	0.50	0.49	1		02/08/22 00:35	104-51-8	
sec-Butylbenzene	ND	ug/L	0.50	0.40	1		02/08/22 00:35	135-98-8	
tert-Butylbenzene	ND	ug/L	0.50	0.32	1		02/08/22 00:35	98-06-6	
Carbon tetrachloride	ND	ug/L	0.50	0.33	1		02/08/22 00:35	56-23-5	
Chlorobenzene	ND	ug/L	0.50	0.28	1		02/08/22 00:35	108-90-7	
Chloroethane	ND	ug/L	1.0	0.65	1		02/08/22 00:35	75-00-3	
Chloroform	ND	ug/L	0.50	0.35	1		02/08/22 00:35	67-66-3	
Chloromethane	ND	ug/L	1.0	0.54	1		02/08/22 00:35	74-87-3	
2-Chlorotoluene	ND	ug/L	0.50	0.32	1		02/08/22 00:35	95-49-8	
4-Chlorotoluene	ND	ug/L	0.50	0.32	1		02/08/22 00:35	106-43-4	
1,2-Dibromo-3-chloropropane	ND	ug/L	1.0	0.34	1		02/08/22 00:35	96-12-8	
Dibromochloromethane	ND	ug/L	0.50	0.36	1		02/08/22 00:35	124-48-1	
1,2-Dibromoethane (EDB)	ND	ug/L	0.50	0.27	1		02/08/22 00:35	106-93-4	
Dibromomethane	ND	ug/L	0.50	0.39	1		02/08/22 00:35	74-95-3	
1,2-Dichlorobenzene	ND	ug/L	0.50	0.34	1		02/08/22 00:35	95-50-1	
1,3-Dichlorobenzene	ND	ug/L	0.50	0.34	1		02/08/22 00:35	541-73-1	
1,4-Dichlorobenzene	ND	ug/L	0.50	0.33	1		02/08/22 00:35	106-46-7	
Dichlorodifluoromethane	ND	ug/L	0.50	0.35	1		02/08/22 00:35	75-71-8	
1,1-Dichloroethane	ND	ug/L	0.50	0.37	1		02/08/22 00:35	75-34-3	
1,2-Dichloroethane	ND	ug/L	0.50	0.32	1		02/08/22 00:35	107-06-2	
1,1-Dichloroethene	ND	ug/L	0.50	0.35	1		02/08/22 00:35	75-35-4	
cis-1,2-Dichloroethene	ND	ug/L	0.50	0.38	1		02/08/22 00:35	156-59-2	
trans-1,2-Dichloroethene	ND	ug/L	0.50	0.40	1		02/08/22 00:35	156-60-5	
1,2-Dichloropropane	ND	ug/L	0.50	0.36	1		02/08/22 00:35	78-87-5	
1,3-Dichloropropane	ND	ug/L	0.50	0.28	1		02/08/22 00:35	142-28-9	
2,2-Dichloropropane	ND	ug/L	0.50	0.39	1		02/08/22 00:35	594-20-7	
1,1-Dichloropropene	ND	ug/L	0.50	0.43	1		02/08/22 00:35	563-58-6	
cis-1,3-Dichloropropene	ND	ug/L	0.50	0.36	1		02/08/22 00:35	10061-01-5	
trans-1,3-Dichloropropene	ND	ug/L	0.50	0.36	1		02/08/22 00:35	10061-02-6	

REPORT OF LABORATORY ANALYSIS

This report shall not be reproduced, except in full,
without the written consent of Pace Analytical Services, LLC.

Pace Analytical Services, LLC
9800 Kincey Ave. Suite 100
Huntersville, NC 28078
(704)875-9092

ANALYTICAL RESULTS

Project: CPC Huntersville-60674226
Pace Project No.: 92586178

Sample: FB-1-20220203 **Lab ID: 92586178027** Collected: 02/03/22 16:10 Received: 02/03/22 17:45 Matrix: Water

Parameters	Results	Units	Report Limit	MDL	DF	Prepared	Analyzed	CAS No.	Qual
6200B MSV	Analytical Method: SM 6200B Pace Analytical Services - Charlotte								
Diisopropyl ether	ND	ug/L	0.50	0.31	1		02/08/22 00:35	108-20-3	
Ethylbenzene	ND	ug/L	0.50	0.30	1		02/08/22 00:35	100-41-4	
Hexachloro-1,3-butadiene	ND	ug/L	2.0	1.5	1		02/08/22 00:35	87-68-3	
Isopropylbenzene (Cumene)	ND	ug/L	0.50	0.33	1		02/08/22 00:35	98-82-8	
Methylene Chloride	ND	ug/L	2.0	2.0	1		02/08/22 00:35	75-09-2	
Methyl-tert-butyl ether	ND	ug/L	0.50	0.42	1		02/08/22 00:35	1634-04-4	
Naphthalene	ND	ug/L	2.0	0.64	1		02/08/22 00:35	91-20-3	
n-Propylbenzene	ND	ug/L	0.50	0.34	1		02/08/22 00:35	103-65-1	
Styrene	ND	ug/L	0.50	0.29	1		02/08/22 00:35	100-42-5	
1,1,1,2-Tetrachloroethane	ND	ug/L	0.50	0.31	1		02/08/22 00:35	630-20-6	
1,1,2,2-Tetrachloroethane	ND	ug/L	0.50	0.22	1		02/08/22 00:35	79-34-5	
Tetrachloroethene	ND	ug/L	0.50	0.29	1		02/08/22 00:35	127-18-4	
Toluene	ND	ug/L	0.50	0.48	1		02/08/22 00:35	108-88-3	
1,2,3-Trichlorobenzene	ND	ug/L	2.0	0.81	1		02/08/22 00:35	87-61-6	
1,2,4-Trichlorobenzene	ND	ug/L	2.0	0.64	1		02/08/22 00:35	120-82-1	
1,1,1-Trichloroethane	ND	ug/L	0.50	0.33	1		02/08/22 00:35	71-55-6	
1,1,2-Trichloroethane	ND	ug/L	0.50	0.32	1		02/08/22 00:35	79-00-5	
Trichloroethene	ND	ug/L	0.50	0.38	1		02/08/22 00:35	79-01-6	
Trichlorofluoromethane	ND	ug/L	1.0	0.30	1		02/08/22 00:35	75-69-4	
1,2,3-Trichloropropane	ND	ug/L	0.50	0.26	1		02/08/22 00:35	96-18-4	
1,2,4-Trimethylbenzene	ND	ug/L	0.50	0.50	1		02/08/22 00:35	95-63-6	
1,3,5-Trimethylbenzene	ND	ug/L	0.50	0.33	1		02/08/22 00:35	108-67-8	
Vinyl chloride	ND	ug/L	1.0	0.39	1		02/08/22 00:35	75-01-4	
m&p-Xylene	ND	ug/L	1.0	0.71	1		02/08/22 00:35	179601-23-1	
o-Xylene	ND	ug/L	0.50	0.34	1		02/08/22 00:35	95-47-6	
Surrogates									
1,2-Dichloroethane-d4 (S)	95	%	70-130		1		02/08/22 00:35	17060-07-0	
4-Bromofluorobenzene (S)	98	%	70-130		1		02/08/22 00:35	460-00-4	
Toluene-d8 (S)	100	%	70-130		1		02/08/22 00:35	2037-26-5	

REPORT OF LABORATORY ANALYSIS

This report shall not be reproduced, except in full,
without the written consent of Pace Analytical Services, LLC.

Pace Analytical Services, LLC
9800 Kincey Ave. Suite 100
Huntersville, NC 28078
(704)875-9092

ANALYTICAL RESULTS

Project: CPC Huntersville-60674226
Pace Project No.: 92586178

Sample: FB-2-20220203 **Lab ID: 92586178028** Collected: 02/03/22 17:00 Received: 02/03/22 17:45 Matrix: Water

Parameters	Results	Units	Report Limit	MDL	DF	Prepared	Analyzed	CAS No.	Qual
VPH NC Water	Analytical Method: MADEP VPH Pace Analytical Services - Charlotte								
Total VPH (C5-C12)	ND	ug/L	50.0	50.0	1		02/09/22 02:25		N2
Aliphatic (C05-C08)	ND	ug/L	50.0	50.0	1		02/09/22 02:25		N2
Aliphatic(C09-C12) Adjusted	ND	ug/L	50.0	50.0	1		02/09/22 02:25		N2
Aromatic (C09-C10)	ND	ug/L	50.0	50.0	1		02/09/22 02:25		N2
Surrogates									
4-Bromofluorobenzene (FID) (S)	97	%	70-130		1		02/09/22 02:25	460-00-4	
4-Bromofluorobenzene (PID) (S)	89	%	70-130		1		02/09/22 02:25	460-00-4	
6200B MSV	Analytical Method: SM 6200B Pace Analytical Services - Charlotte								
Benzene	ND	ug/L	0.50	0.34	1		02/05/22 00:02	71-43-2	
Bromobenzene	ND	ug/L	0.50	0.29	1		02/05/22 00:02	108-86-1	
Bromochloromethane	ND	ug/L	0.50	0.47	1		02/05/22 00:02	74-97-5	
Bromodichloromethane	ND	ug/L	0.50	0.31	1		02/05/22 00:02	75-27-4	
Bromoform	ND	ug/L	0.50	0.34	1		02/05/22 00:02	75-25-2	
Bromomethane	ND	ug/L	5.0	1.7	1		02/05/22 00:02	74-83-9	IH
n-Butylbenzene	ND	ug/L	0.50	0.49	1		02/05/22 00:02	104-51-8	
sec-Butylbenzene	ND	ug/L	0.50	0.40	1		02/05/22 00:02	135-98-8	
tert-Butylbenzene	ND	ug/L	0.50	0.32	1		02/05/22 00:02	98-06-6	
Carbon tetrachloride	ND	ug/L	0.50	0.33	1		02/05/22 00:02	56-23-5	
Chlorobenzene	ND	ug/L	0.50	0.28	1		02/05/22 00:02	108-90-7	
Chloroethane	ND	ug/L	1.0	0.65	1		02/05/22 00:02	75-00-3	
Chloroform	ND	ug/L	0.50	0.35	1		02/05/22 00:02	67-66-3	
Chloromethane	ND	ug/L	1.0	0.54	1		02/05/22 00:02	74-87-3	
2-Chlorotoluene	ND	ug/L	0.50	0.32	1		02/05/22 00:02	95-49-8	
4-Chlorotoluene	ND	ug/L	0.50	0.32	1		02/05/22 00:02	106-43-4	
1,2-Dibromo-3-chloropropane	ND	ug/L	1.0	0.34	1		02/05/22 00:02	96-12-8	
Dibromochloromethane	ND	ug/L	0.50	0.36	1		02/05/22 00:02	124-48-1	
1,2-Dibromoethane (EDB)	ND	ug/L	0.50	0.27	1		02/05/22 00:02	106-93-4	
Dibromomethane	ND	ug/L	0.50	0.39	1		02/05/22 00:02	74-95-3	
1,2-Dichlorobenzene	ND	ug/L	0.50	0.34	1		02/05/22 00:02	95-50-1	
1,3-Dichlorobenzene	ND	ug/L	0.50	0.34	1		02/05/22 00:02	541-73-1	
1,4-Dichlorobenzene	ND	ug/L	0.50	0.33	1		02/05/22 00:02	106-46-7	
Dichlorodifluoromethane	ND	ug/L	0.50	0.35	1		02/05/22 00:02	75-71-8	
1,1-Dichloroethane	ND	ug/L	0.50	0.37	1		02/05/22 00:02	75-34-3	
1,2-Dichloroethane	ND	ug/L	0.50	0.32	1		02/05/22 00:02	107-06-2	
1,1-Dichloroethene	ND	ug/L	0.50	0.35	1		02/05/22 00:02	75-35-4	
cis-1,2-Dichloroethene	ND	ug/L	0.50	0.38	1		02/05/22 00:02	156-59-2	
trans-1,2-Dichloroethene	ND	ug/L	0.50	0.40	1		02/05/22 00:02	156-60-5	
1,2-Dichloropropane	ND	ug/L	0.50	0.36	1		02/05/22 00:02	78-87-5	
1,3-Dichloropropane	ND	ug/L	0.50	0.28	1		02/05/22 00:02	142-28-9	
2,2-Dichloropropane	ND	ug/L	0.50	0.39	1		02/05/22 00:02	594-20-7	
1,1-Dichloropropene	ND	ug/L	0.50	0.43	1		02/05/22 00:02	563-58-6	
cis-1,3-Dichloropropene	ND	ug/L	0.50	0.36	1		02/05/22 00:02	10061-01-5	
trans-1,3-Dichloropropene	ND	ug/L	0.50	0.36	1		02/05/22 00:02	10061-02-6	

REPORT OF LABORATORY ANALYSIS

This report shall not be reproduced, except in full,
without the written consent of Pace Analytical Services, LLC.

Pace Analytical Services, LLC
9800 Kincey Ave. Suite 100
Huntersville, NC 28078
(704)875-9092

ANALYTICAL RESULTS

Project: CPC Huntersville-60674226
Pace Project No.: 92586178

Sample: FB-2-20220203 **Lab ID: 92586178028** Collected: 02/03/22 17:00 Received: 02/03/22 17:45 Matrix: Water

Parameters	Results	Units	Report Limit	MDL	DF	Prepared	Analyzed	CAS No.	Qual
6200B MSV	Analytical Method: SM 6200B Pace Analytical Services - Charlotte								
Diisopropyl ether	ND	ug/L	0.50	0.31	1		02/05/22 00:02	108-20-3	
Ethylbenzene	ND	ug/L	0.50	0.30	1		02/05/22 00:02	100-41-4	
Hexachloro-1,3-butadiene	ND	ug/L	2.0	1.5	1		02/05/22 00:02	87-68-3	
Isopropylbenzene (Cumene)	ND	ug/L	0.50	0.33	1		02/05/22 00:02	98-82-8	
Methylene Chloride	ND	ug/L	2.0	2.0	1		02/05/22 00:02	75-09-2	
Methyl-tert-butyl ether	ND	ug/L	0.50	0.42	1		02/05/22 00:02	1634-04-4	
Naphthalene	ND	ug/L	2.0	0.64	1		02/05/22 00:02	91-20-3	
n-Propylbenzene	ND	ug/L	0.50	0.34	1		02/05/22 00:02	103-65-1	
Styrene	ND	ug/L	0.50	0.29	1		02/05/22 00:02	100-42-5	
1,1,1,2-Tetrachloroethane	ND	ug/L	0.50	0.31	1		02/05/22 00:02	630-20-6	
1,1,2,2-Tetrachloroethane	ND	ug/L	0.50	0.22	1		02/05/22 00:02	79-34-5	
Tetrachloroethene	ND	ug/L	0.50	0.29	1		02/05/22 00:02	127-18-4	
Toluene	ND	ug/L	0.50	0.48	1		02/05/22 00:02	108-88-3	
1,2,3-Trichlorobenzene	ND	ug/L	2.0	0.81	1		02/05/22 00:02	87-61-6	
1,2,4-Trichlorobenzene	ND	ug/L	2.0	0.64	1		02/05/22 00:02	120-82-1	
1,1,1-Trichloroethane	ND	ug/L	0.50	0.33	1		02/05/22 00:02	71-55-6	
1,1,2-Trichloroethane	ND	ug/L	0.50	0.32	1		02/05/22 00:02	79-00-5	
Trichloroethene	ND	ug/L	0.50	0.38	1		02/05/22 00:02	79-01-6	
Trichlorofluoromethane	ND	ug/L	1.0	0.30	1		02/05/22 00:02	75-69-4	
1,2,3-Trichloropropane	ND	ug/L	0.50	0.26	1		02/05/22 00:02	96-18-4	
1,2,4-Trimethylbenzene	ND	ug/L	0.50	0.50	1		02/05/22 00:02	95-63-6	
1,3,5-Trimethylbenzene	ND	ug/L	0.50	0.33	1		02/05/22 00:02	108-67-8	
Vinyl chloride	ND	ug/L	1.0	0.39	1		02/05/22 00:02	75-01-4	
m&p-Xylene	ND	ug/L	1.0	0.71	1		02/05/22 00:02	179601-23-1	
o-Xylene	ND	ug/L	0.50	0.34	1		02/05/22 00:02	95-47-6	
Surrogates									
1,2-Dichloroethane-d4 (S)	100	%	70-130		1		02/05/22 00:02	17060-07-0	
4-Bromofluorobenzene (S)	97	%	70-130		1		02/05/22 00:02	460-00-4	
Toluene-d8 (S)	98	%	70-130		1		02/05/22 00:02	2037-26-5	

REPORT OF LABORATORY ANALYSIS

This report shall not be reproduced, except in full,
without the written consent of Pace Analytical Services, LLC.

Pace Analytical Services, LLC
9800 Kincey Ave. Suite 100
Huntersville, NC 28078
(704)875-9092

QUALITY CONTROL DATA

Project: CPC Huntersville-60674226
Pace Project No.: 92586178

QC Batch: 676199 — Analysis Method: MADEP VPH
QC Batch Method: MADEP VPH — Analysis Description: VPH NC Water
Laboratory: Pace Analytical Services - Charlotte
Associated Lab Samples: 92586178001, 92586178002, 92586178004, 92586178005, 92586178006, 92586178007, 92586178008, 92586178009, 92586178010, 92586178011, 92586178012

METHOD BLANK: 3539609 — Matrix: Water
Associated Lab Samples: 92586178001, 92586178002, 92586178004, 92586178005, 92586178006, 92586178007, 92586178008, 92586178009, 92586178010, 92586178011, 92586178012

Parameter	Units	Blank Result	Reporting Limit	MDL	Analyzed	Qualifiers
Aliphatic (C05-C08)	ug/L	ND	50.0	50.0	02/04/22 17:26	N2
Aromatic (C09-C10)	ug/L	ND	50.0	50.0	02/04/22 17:26	N2
4-Bromofluorobenzene (FID) (S)	%	99	70-130		02/04/22 17:26	
4-Bromofluorobenzene (PID) (S)	%	94	70-130		02/04/22 17:26	

LABORATORY CONTROL SAMPLE & LCSD: 3539610 3539611

Parameter	Units	Spike Conc.	LCS Result	LCSD Result	LCS % Rec	LCSD % Rec	% Rec Limits	RPD	Max RPD	Qualifiers
Aliphatic (C05-C08)	ug/L	300	344	336	115	112	70-130	2	25	N2
Aromatic (C09-C10)	ug/L	100	92.3	91.7	92	92	70-130	1	25	N2
4-Bromofluorobenzene (FID) (S)	%				100	102	70-130			
4-Bromofluorobenzene (PID) (S)	%				94	96	70-130			

Results presented on this page are in the units indicated by the "Units" column except where an alternate unit is presented to the right of the result.

REPORT OF LABORATORY ANALYSIS

This report shall not be reproduced, except in full,
without the written consent of Pace Analytical Services, LLC.

Pace Analytical Services, LLC
9800 Kincey Ave. Suite 100
Huntersville, NC 28078
(704)875-9092

QUALITY CONTROL DATA

Project: CPC Huntersville-60674226
Pace Project No.: 92586178

QC Batch: 676562 Analysis Method: MADEP VPH
QC Batch Method: MADEP VPH Analysis Description: VPH NC Water
Laboratory: Pace Analytical Services - Charlotte
Associated Lab Samples: 92586178003, 92586178013, 92586178014, 92586178015, 92586178016, 92586178017, 92586178018, 92586178019, 92586178020, 92586178021, 92586178022, 92586178023, 92586178024, 92586178025

METHOD BLANK: 3541408 Matrix: Water
Associated Lab Samples: 92586178003, 92586178013, 92586178014, 92586178015, 92586178016, 92586178017, 92586178018, 92586178019, 92586178020, 92586178021, 92586178022, 92586178023, 92586178024, 92586178025

Parameter	Units	Blank Result	Reporting Limit	MDL	Analyzed	Qualifiers
Aliphatic (C05-C08)	ug/L	ND	50.0	50.0	02/07/22 20:02	N2
Aromatic (C09-C10)	ug/L	ND	50.0	50.0	02/07/22 20:02	N2
4-Bromofluorobenzene (FID) (S)	%	96	70-130		02/07/22 20:02	
4-Bromofluorobenzene (PID) (S)	%	89	70-130		02/07/22 20:02	

LABORATORY CONTROL SAMPLE & LCSD: 3541409 3541410

Parameter	Units	Spike Conc.	LCS Result	LCSD Result	LCS % Rec	LCSD % Rec	% Rec Limits	RPD	Max RPD	Qualifiers
Aliphatic (C05-C08)	ug/L	300	378	359	126	120	70-130	5	25	N2
Aromatic (C09-C10)	ug/L	100	94.0	94.1	94	94	70-130	0	25	N2
4-Bromofluorobenzene (FID) (S)	%				101	99	70-130			
4-Bromofluorobenzene (PID) (S)	%				94	92	70-130			

Results presented on this page are in the units indicated by the "Units" column except where an alternate unit is presented to the right of the result.

REPORT OF LABORATORY ANALYSIS

This report shall not be reproduced, except in full,
without the written consent of Pace Analytical Services, LLC.

Pace Analytical Services, LLC
9800 Kincey Ave. Suite 100
Huntersville, NC 28078
(704)875-9092

QUALITY CONTROL DATA

Project: CPC Huntersville-60674226
Pace Project No.: 92586178

QC Batch: 676875 Analysis Method: MADEP VPH
QC Batch Method: MADEP VPH Analysis Description: VPH NC Water
Laboratory: Pace Analytical Services - Charlotte
Associated Lab Samples: 92586178026, 92586178027, 92586178028

METHOD BLANK: 3542854 Matrix: Water
Associated Lab Samples: 92586178026, 92586178027, 92586178028

Parameter	Units	Blank Result	Reporting Limit	MDL	Analyzed	Qualifiers
Aliphatic (C05-C08)	ug/L	ND	50.0	50.0	02/08/22 20:09	N2
Aromatic (C09-C10)	ug/L	ND	50.0	50.0	02/08/22 20:09	N2
4-Bromofluorobenzene (FID) (S)	%	100	70-130		02/08/22 20:09	
4-Bromofluorobenzene (PID) (S)	%	92	70-130		02/08/22 20:09	

LABORATORY CONTROL SAMPLE & LCSD: 3542855 3542856

Parameter	Units	Spike Conc.	LCS Result	LCSD Result	LCS % Rec	LCSD % Rec	% Rec Limits	RPD	Max RPD	Qualifiers
Aliphatic (C05-C08)	ug/L	300	381	370	127	123	70-130	3	25	N2
Aromatic (C09-C10)	ug/L	100	93.8	93.0	94	93	70-130	1	25	N2
4-Bromofluorobenzene (FID) (S)	%				98	99	70-130			
4-Bromofluorobenzene (PID) (S)	%				90	91	70-130			

Results presented on this page are in the units indicated by the "Units" column except where an alternate unit is presented to the right of the result.

REPORT OF LABORATORY ANALYSIS

This report shall not be reproduced, except in full,
without the written consent of Pace Analytical Services, LLC.

Pace Analytical Services, LLC
9800 Kincey Ave. Suite 100
Huntersville, NC 28078
(704)875-9092

QUALITY CONTROL DATA

Project: CPC Huntersville-60674226
Pace Project No.: 92586178

QC Batch: 676297 — Analysis Method: EPA 6010D
QC Batch Method: EPA 3010A — Analysis Description: 6010 MET
Laboratory: Pace Analytical Services - Asheville
Associated Lab Samples: 92586178002, 92586178003, 92586178004, 92586178005, 92586178006, 92586178007, 92586178009

METHOD BLANK: 3539949 — Matrix: Water
Associated Lab Samples: 92586178002, 92586178003, 92586178004, 92586178005, 92586178006, 92586178007, 92586178009

Parameter	Units	Blank Result	Reporting Limit	MDL	Analyzed	Qualifiers
Lead	ug/L	ND	5.0	4.5	02/07/22 15:13	

LABORATORY CONTROL SAMPLE: 3539950

Parameter	Units	Spike Conc.	LCS Result	LCS % Rec	% Rec Limits	Qualifiers
Lead	ug/L	500	479	96	80-120	

MATRIX SPIKE & MATRIX SPIKE DUPLICATE: 3539951 — 3539952

Parameter	Units	92586178002 Result	MS Spike Conc.	MSD Spike Conc.	MS Result	MSD Result	MS % Rec	MSD % Rec	% Rec Limits	RPD	Max RPD	Qual
Lead	ug/L	ND	500	500	488	488	97	97	75-125	0	20	

Results presented on this page are in the units indicated by the "Units" column except where an alternate unit is presented to the right of the result.

REPORT OF LABORATORY ANALYSIS

This report shall not be reproduced, except in full,
without the written consent of Pace Analytical Services, LLC.

Pace Analytical Services, LLC
9800 Kincey Ave. Suite 100
Huntersville, NC 28078
(704)875-9092

QUALITY CONTROL DATA

Project: CPC Huntersville-60674226
Pace Project No.: 92586178

QC Batch: 676466 — Analysis Method: EPA 6010D
QC Batch Method: EPA 3010A — Analysis Description: 6010 MET
Laboratory: Pace Analytical Services - Asheville
Associated Lab Samples: 92586178010, 92586178011, 92586178012, 92586178013, 92586178014, 92586178015, 92586178016, 92586178017, 92586178018, 92586178019, 92586178020, 92586178021, 92586178022, 92586178024, 92586178025

METHOD BLANK: 3540645 — Matrix: Water
Associated Lab Samples: 92586178010, 92586178011, 92586178012, 92586178013, 92586178014, 92586178015, 92586178016, 92586178017, 92586178018, 92586178019, 92586178020, 92586178021, 92586178022, 92586178024, 92586178025

Parameter	Units	Blank Result	Reporting Limit	MDL	Analyzed	Qualifiers
Lead	ug/L	ND	5.0	4.5	02/09/22 03:09	

LABORATORY CONTROL SAMPLE: 3540646

Parameter	Units	Spike Conc.	LCS Result	LCS % Rec	% Rec Limits	Qualifiers
Lead	ug/L	500	498	100	80-120	

MATRIX SPIKE & MATRIX SPIKE DUPLICATE: 3540647 3540648

Parameter	Units	92586178011 Result	MS Spike Conc.	MSD Spike Conc.	MS Result	MSD Result	MS % Rec	MSD % Rec	% Rec Limits	RPD	Max RPD	Qual
Lead	ug/L	ND	500	500	517	500	103	100	75-125	3	20	

Results presented on this page are in the units indicated by the "Units" column except where an alternate unit is presented to the right of the result.

REPORT OF LABORATORY ANALYSIS

This report shall not be reproduced, except in full,
without the written consent of Pace Analytical Services, LLC.

Pace Analytical Services, LLC
9800 Kincey Ave. Suite 100
Huntersville, NC 28078
(704)875-9092

QUALITY CONTROL DATA

Project: CPC Huntersville-60674226
Pace Project No.: 92586178

QC Batch: 676917 | Analysis Method: EPA 6010D
QC Batch Method: EPA 3010A | Analysis Description: 6010 MET
Laboratory: Pace Analytical Services - Asheville
Associated Lab Samples: 92586178001, 92586178023, 92586178026

METHOD BLANK: 3542975 Matrix: Water
Associated Lab Samples: 92586178001, 92586178023, 92586178026

Parameter	Units	Blank Result	Reporting Limit	MDL	Analyzed	Qualifiers
Lead	ug/L	ND	5.0	4.5	02/09/22 10:51	

LABORATORY CONTROL SAMPLE: 3542976

Parameter	Units	Spike Conc.	LCS Result	LCS % Rec	% Rec Limits	Qualifiers
Lead	ug/L	500	478	96	80-120	

MATRIX SPIKE & MATRIX SPIKE DUPLICATE: 3542977 3542978

Parameter	Units	92586178001 Result	MS Spike Conc.	MSD Spike Conc.	MS Result	MSD Result	MS % Rec	MSD % Rec	% Rec Limits	RPD	Max RPD	Qual
Lead	ug/L	13.3	500	500	485	497	94	97	75-125	2	20	

Results presented on this page are in the units indicated by the "Units" column except where an alternate unit is presented to the right of the result.

REPORT OF LABORATORY ANALYSIS

This report shall not be reproduced, except in full,
without the written consent of Pace Analytical Services, LLC.

Pace Analytical Services, LLC
9800 Kincey Ave. Suite 100
Huntersville, NC 28078
(704)875-9092

QUALITY CONTROL DATA

Project: CPC Huntersville-60674226
Pace Project No.: 92586178

QC Batch: 676147 Analysis Method: SM 6200B
QC Batch Method: SM 6200B Analysis Description: 6200B MSV
Laboratory: Pace Analytical Services - Charlotte
Associated Lab Samples: 92586178001, 92586178004, 92586178007, 92586178009, 92586178012, 92586178016, 92586178021, 92586178023, 92586178024, 92586178028

METHOD BLANK: 3539090 Matrix: Water
Associated Lab Samples: 92586178001, 92586178004, 92586178007, 92586178009, 92586178012, 92586178016, 92586178021, 92586178023, 92586178024, 92586178028

Parameter	Units	Blank Result	Reporting Limit	MDL	Analyzed	Qualifiers
1,1,1,2-Tetrachloroethane	ug/L	ND	0.50	0.31	02/04/22 23:44	
1,1,1-Trichloroethane	ug/L	ND	0.50	0.33	02/04/22 23:44	
1,1,2,2-Tetrachloroethane	ug/L	ND	0.50	0.22	02/04/22 23:44	
1,1,2-Trichloroethane	ug/L	ND	0.50	0.32	02/04/22 23:44	
1,1-Dichloroethane	ug/L	ND	0.50	0.37	02/04/22 23:44	
1,1-Dichloroethene	ug/L	ND	0.50	0.35	02/04/22 23:44	
1,1-Dichloropropene	ug/L	ND	0.50	0.43	02/04/22 23:44	
1,2,3-Trichlorobenzene	ug/L	ND	2.0	0.81	02/04/22 23:44	
1,2,3-Trichloropropane	ug/L	ND	0.50	0.26	02/04/22 23:44	
1,2,4-Trichlorobenzene	ug/L	ND	2.0	0.64	02/04/22 23:44	
1,2,4-Trimethylbenzene	ug/L	ND	0.50	0.50	02/04/22 23:44	
1,2-Dibromo-3-chloropropane	ug/L	ND	1.0	0.34	02/04/22 23:44	
1,2-Dibromoethane (EDB)	ug/L	ND	0.50	0.27	02/04/22 23:44	
1,2-Dichlorobenzene	ug/L	ND	0.50	0.34	02/04/22 23:44	
1,2-Dichloroethane	ug/L	ND	0.50	0.32	02/04/22 23:44	
1,2-Dichloropropane	ug/L	ND	0.50	0.36	02/04/22 23:44	
1,3,5-Trimethylbenzene	ug/L	ND	0.50	0.33	02/04/22 23:44	
1,3-Dichlorobenzene	ug/L	ND	0.50	0.34	02/04/22 23:44	
1,3-Dichloropropane	ug/L	ND	0.50	0.28	02/04/22 23:44	
1,4-Dichlorobenzene	ug/L	ND	0.50	0.33	02/04/22 23:44	
2,2-Dichloropropane	ug/L	ND	0.50	0.39	02/04/22 23:44	
2-Chlorotoluene	ug/L	ND	0.50	0.32	02/04/22 23:44	
4-Chlorotoluene	ug/L	ND	0.50	0.32	02/04/22 23:44	
Benzene	ug/L	ND	0.50	0.34	02/04/22 23:44	
Bromobenzene	ug/L	ND	0.50	0.29	02/04/22 23:44	
Bromochloromethane	ug/L	ND	0.50	0.47	02/04/22 23:44	
Bromodichloromethane	ug/L	ND	0.50	0.31	02/04/22 23:44	
Bromoform	ug/L	ND	0.50	0.34	02/04/22 23:44	
Bromomethane	ug/L	ND	5.0	1.7	02/04/22 23:44	IH
Carbon tetrachloride	ug/L	ND	0.50	0.33	02/04/22 23:44	
Chlorobenzene	ug/L	ND	0.50	0.28	02/04/22 23:44	
Chloroethane	ug/L	ND	1.0	0.65	02/04/22 23:44	
Chloroform	ug/L	ND	0.50	0.35	02/04/22 23:44	
Chloromethane	ug/L	ND	1.0	0.54	02/04/22 23:44	
cis-1,2-Dichloroethene	ug/L	ND	0.50	0.38	02/04/22 23:44	
cis-1,3-Dichloropropene	ug/L	ND	0.50	0.36	02/04/22 23:44	
Dibromochloromethane	ug/L	ND	0.50	0.36	02/04/22 23:44	
Dibromomethane	ug/L	ND	0.50	0.39	02/04/22 23:44	
Dichlorodifluoromethane	ug/L	ND	0.50	0.35	02/04/22 23:44	

Results presented on this page are in the units indicated by the "Units" column except where an alternate unit is presented to the right of the result.

REPORT OF LABORATORY ANALYSIS

This report shall not be reproduced, except in full,
without the written consent of Pace Analytical Services, LLC.

Pace Analytical Services, LLC
9800 Kincey Ave. Suite 100
Huntersville, NC 28078
(704)875-9092

QUALITY CONTROL DATA

Project: CPC Huntersville-60674226
Pace Project No.: 92586178

METHOD BLANK: 3539090 Matrix: Water

Associated Lab Samples: 92586178001, 92586178004, 92586178007, 92586178009, 92586178012, 92586178016, 92586178021, 92586178023, 92586178024, 92586178028

Parameter	Units	Blank Result	Reporting Limit	MDL	Analyzed	Qualifiers
Diisopropyl ether	ug/L	ND	0.50	0.31	02/04/22 23:44	
Ethylbenzene	ug/L	ND	0.50	0.30	02/04/22 23:44	
Hexachloro-1,3-butadiene	ug/L	ND	2.0	1.5	02/04/22 23:44	
Isopropylbenzene (Cumene)	ug/L	ND	0.50	0.33	02/04/22 23:44	
m&p-Xylene	ug/L	ND	1.0	0.71	02/04/22 23:44	
Methyl-tert-butyl ether	ug/L	ND	0.50	0.42	02/04/22 23:44	
Methylene Chloride	ug/L	ND	2.0	2.0	02/04/22 23:44	
n-Butylbenzene	ug/L	ND	0.50	0.49	02/04/22 23:44	
n-Propylbenzene	ug/L	ND	0.50	0.34	02/04/22 23:44	
Naphthalene	ug/L	ND	2.0	0.64	02/04/22 23:44	
o-Xylene	ug/L	ND	0.50	0.34	02/04/22 23:44	
sec-Butylbenzene	ug/L	ND	0.50	0.40	02/04/22 23:44	
Styrene	ug/L	ND	0.50	0.29	02/04/22 23:44	
tert-Butylbenzene	ug/L	ND	0.50	0.32	02/04/22 23:44	
Tetrachloroethene	ug/L	ND	0.50	0.29	02/04/22 23:44	
Toluene	ug/L	ND	0.50	0.48	02/04/22 23:44	
trans-1,2-Dichloroethene	ug/L	ND	0.50	0.40	02/04/22 23:44	
trans-1,3-Dichloropropene	ug/L	ND	0.50	0.36	02/04/22 23:44	
Trichloroethene	ug/L	ND	0.50	0.38	02/04/22 23:44	
Trichlorofluoromethane	ug/L	ND	1.0	0.30	02/04/22 23:44	
Vinyl chloride	ug/L	ND	1.0	0.39	02/04/22 23:44	
1,2-Dichloroethane-d4 (S)	%	99	70-130		02/04/22 23:44	
4-Bromofluorobenzene (S)	%	98	70-130		02/04/22 23:44	
Toluene-d8 (S)	%	101	70-130		02/04/22 23:44	

LABORATORY CONTROL SAMPLE: 3539091

Parameter	Units	Spike Conc.	LCS Result	LCS % Rec	% Rec Limits	Qualifiers
1,1,1,2-Tetrachloroethane	ug/L	50	52.3	105	60-140	
1,1,1-Trichloroethane	ug/L	50	49.7	99	60-140	
1,1,2,2-Tetrachloroethane	ug/L	50	52.0	104	60-140	
1,1,2-Trichloroethane	ug/L	50	51.4	103	60-140	
1,1-Dichloroethane	ug/L	50	47.9	96	60-140	
1,1-Dichloroethene	ug/L	50	46.3	93	60-140	
1,1-Dichloropropene	ug/L	50	48.2	96	60-140	
1,2,3-Trichlorobenzene	ug/L	50	51.1	102	60-140	
1,2,3-Trichloropropane	ug/L	50	49.4	99	60-140	
1,2,4-Trichlorobenzene	ug/L	50	51.2	102	60-140	
1,2,4-Trimethylbenzene	ug/L	50	48.1	96	60-140	
1,2-Dibromo-3-chloropropane	ug/L	50	61.3	123	60-140	
1,2-Dibromoethane (EDB)	ug/L	50	54.0	108	60-140	
1,2-Dichlorobenzene	ug/L	50	48.3	97	60-140	
1,2-Dichloroethane	ug/L	50	48.7	97	60-140	

Results presented on this page are in the units indicated by the "Units" column except where an alternate unit is presented to the right of the result.

REPORT OF LABORATORY ANALYSIS

This report shall not be reproduced, except in full,
without the written consent of Pace Analytical Services, LLC.

Pace Analytical Services, LLC
9800 Kincey Ave. Suite 100
Huntersville, NC 28078
(704)875-9092

QUALITY CONTROL DATA

Project: CPC Huntersville-60674226
Pace Project No.: 92586178

LABORATORY CONTROL SAMPLE: 3539091

Parameter	Units	Spike Conc.	LCS Result	LCS % Rec	% Rec Limits	Qualifiers
1,2-Dichloropropane	ug/L	50	51.0	102	60-140	
1,3,5-Trimethylbenzene	ug/L	50	48.5	97	60-140	
1,3-Dichlorobenzene	ug/L	50	50.8	102	60-140	
1,3-Dichloropropane	ug/L	50	50.4	101	60-140	
1,4-Dichlorobenzene	ug/L	50	49.4	99	60-140	
2,2-Dichloropropane	ug/L	50	48.3	97	60-140	
2-Chlorotoluene	ug/L	50	48.7	97	60-140	
4-Chlorotoluene	ug/L	50	46.9	94	60-140	
Benzene	ug/L	50	47.7	95	60-140	
Bromobenzene	ug/L	50	48.9	98	60-140	
Bromochloromethane	ug/L	50	51.2	102	60-140	
Bromodichloromethane	ug/L	50	51.9	104	60-140	
Bromoform	ug/L	50	57.9	116	60-140	
Bromomethane	ug/L	50	68.1	136	60-140	IH
Carbon tetrachloride	ug/L	50	49.6	99	60-140	
Chlorobenzene	ug/L	50	49.4	99	60-140	
Chloroethane	ug/L	50	42.3	85	60-140	
Chloroform	ug/L	50	46.3	93	60-140	
Chloromethane	ug/L	50	56.5	113	60-140	
cis-1,2-Dichloroethene	ug/L	50	49.2	98	60-140	
cis-1,3-Dichloropropene	ug/L	50	52.4	105	60-140	
Dibromochloromethane	ug/L	50	53.0	106	60-140	
Dibromomethane	ug/L	50	51.6	103	60-140	
Dichlorodifluoromethane	ug/L	50	62.8	126	60-140	
Diisopropyl ether	ug/L	50	46.9	94	60-140	
Ethylbenzene	ug/L	50	47.2	94	60-140	
Hexachloro-1,3-butadiene	ug/L	50	53.7	107	60-140	
Isopropylbenzene (Cumene)	ug/L	50	49.1	98	60-140	
m&p-Xylene	ug/L	100	96.4	96	60-140	
Methyl-tert-butyl ether	ug/L	50	48.2	96	60-140	
Methylene Chloride	ug/L	50	52.2	104	60-140	
n-Butylbenzene	ug/L	50	48.5	97	60-140	
n-Propylbenzene	ug/L	50	48.1	96	60-140	
Naphthalene	ug/L	50	51.3	103	60-140	
o-Xylene	ug/L	50	50.3	101	60-140	
sec-Butylbenzene	ug/L	50	47.8	96	60-140	
Styrene	ug/L	50	51.6	103	60-140	
tert-Butylbenzene	ug/L	50	41.0	82	60-140	
Tetrachloroethene	ug/L	50	48.0	96	60-140	
Toluene	ug/L	50	46.9	94	60-140	
trans-1,2-Dichloroethene	ug/L	50	48.2	96	60-140	
trans-1,3-Dichloropropene	ug/L	50	52.5	105	60-140	
Trichloroethene	ug/L	50	49.4	99	60-140	
Trichlorofluoromethane	ug/L	50	42.8	86	60-140	
Vinyl chloride	ug/L	50	53.1	106	60-140	
1,2-Dichloroethane-d4 (S)	%			97	70-130	
4-Bromofluorobenzene (S)	%			98	70-130	

Results presented on this page are in the units indicated by the "Units" column except where an alternate unit is presented to the right of the result.

REPORT OF LABORATORY ANALYSIS

This report shall not be reproduced, except in full,
without the written consent of Pace Analytical Services, LLC.

Pace Analytical Services, LLC
9800 Kincey Ave. Suite 100
Huntersville, NC 28078
(704)875-9092

QUALITY CONTROL DATA

Project: CPC Huntersville-60674226
Pace Project No.: 92586178

LABORATORY CONTROL SAMPLE: 3539091

Parameter	Units	Spike Conc.	LCS Result	LCS % Rec	% Rec Limits	Qualifiers
Toluene-d8 (S)	%			99	70-130	

MATRIX SPIKE & MATRIX SPIKE DUPLICATE: 3539092 3539093

Parameter	Units	92585755002 Result	MS Spike Conc.	MSD Spike Conc.	MS Result	MSD Result	MS % Rec	MSD % Rec	% Rec Limits	RPD	Max RPD	Qual
1,1,1,2-Tetrachloroethane	ug/L	<1.6	100	100	114	113	114	113	60-140	1	30	
1,1,1-Trichloroethane	ug/L	<1.7	100	100	111	109	111	109	60-140	2	30	
1,1,2,2-Tetrachloroethane	ug/L	<1.1	100	100	111	107	111	107	60-140	4	30	
1,1,2-Trichloroethane	ug/L	<1.6	100	100	111	111	111	111	60-140	0	30	
1,1-Dichloroethane	ug/L	<1.8	100	100	111	110	111	110	60-140	1	30	
1,1-Dichloroethene	ug/L	<1.7	100	100	110	107	110	107	60-140	3	30	
1,1-Dichloropropene	ug/L	<2.1	100	100	112	110	112	110	60-140	2	30	
1,2,3-Trichlorobenzene	ug/L	<4.0	100	100	99.5	100	100	100	60-140	1	30	
1,2,3-Trichloropropane	ug/L	<1.3	100	100	113	107	113	107	60-140	5	30	
1,2,4-Trichlorobenzene	ug/L	<3.2	100	100	98.2	99.2	98	99	60-140	1	30	
1,2,4-Trimethylbenzene	ug/L	433	100	100	559	560	126	127	60-140	0	30	
1,2-Dibromo-3-chloropropane	ug/L	<1.7	100	100	117	118	117	118	60-140	1	30	
1,2-Dibromoethane (EDB)	ug/L	<1.4	100	100	117	111	117	111	60-140	6	30	
1,2-Dichlorobenzene	ug/L	<1.7	100	100	100	99.0	100	99	60-140	1	30	
1,2-Dichloroethane	ug/L	60.6	100	100	173	164	112	104	60-140	5	30	
1,2-Dichloropropane	ug/L	<1.8	100	100	110	115	110	115	60-140	4	30	
1,3,5-Trimethylbenzene	ug/L	108	100	100	220	218	112	110	60-140	1	30	
1,3-Dichlorobenzene	ug/L	<1.7	100	100	107	103	107	103	60-140	4	30	
1,3-Dichloropropane	ug/L	<1.4	100	100	109	107	109	107	60-140	2	30	
1,4-Dichlorobenzene	ug/L	<1.7	100	100	100	99.3	100	99	60-140	1	30	
2,2-Dichloropropane	ug/L	<1.9	100	100	92.3	89.9	92	90	60-140	3	30	
2-Chlorotoluene	ug/L	<1.6	100	100	115	117	115	117	60-140	2	30	
4-Chlorotoluene	ug/L	<1.6	100	100	101	98.7	101	99	60-140	2	30	
Benzene	ug/L	792	100	100	896	936	104	143	60-140	4	30	M1
Bromobenzene	ug/L	<1.4	100	100	107	107	107	107	60-140	0	30	
Bromochloromethane	ug/L	<2.3	100	100	112	109	112	109	60-140	3	30	
Bromodichloromethane	ug/L	<1.5	100	100	110	110	110	110	60-140	1	30	
Bromoform	ug/L	<1.7	100	100	113	110	113	110	60-140	3	30	
Bromomethane	ug/L	<8.3	100	100	117	136	117	136	60-140	16	30	IH
Carbon tetrachloride	ug/L	<1.7	100	100	113	116	113	116	60-140	3	30	
Chlorobenzene	ug/L	<1.4	100	100	111	108	111	108	60-140	2	30	
Chloroethane	ug/L	<3.2	100	100	136	131	136	131	60-140	3	30	
Chloroform	ug/L	<1.8	100	100	103	102	103	102	60-140	1	30	
Chloromethane	ug/L	<2.7	100	100	139	129	139	129	60-140	7	30	
cis-1,2-Dichloroethene	ug/L	<1.9	100	100	111	108	111	108	60-140	2	30	
cis-1,3-Dichloropropene	ug/L	<1.8	100	100	108	109	108	109	60-140	1	30	
Dibromochloromethane	ug/L	<1.8	100	100	111	105	111	105	60-140	6	30	
Dibromomethane	ug/L	<2.0	100	100	111	113	111	113	60-140	2	30	

Results presented on this page are in the units indicated by the "Units" column except where an alternate unit is presented to the right of the result.

REPORT OF LABORATORY ANALYSIS

This report shall not be reproduced, except in full,
without the written consent of Pace Analytical Services, LLC.

Pace Analytical Services, LLC
9800 Kincey Ave. Suite 100
Huntersville, NC 28078
(704)875-9092

QUALITY CONTROL DATA

Project: CPC Huntersville-60674226
Pace Project No.: 92586178

MATRIX SPIKE & MATRIX SPIKE DUPLICATE: 3539092 3539093

Parameter	Units	92585755002 Result	MS Spike Conc.	MSD Spike Conc.	MS Result	MSD Result	MS % Rec	MSD % Rec	% Rec Limits	RPD	Max RPD	Qual
Dichlorodifluoromethane	ug/L	<1.7	100	100	138	138	138	138	60-140	0	30	
Diisopropyl ether	ug/L	<1.5	100	100	104	100	104	100	60-140	3	30	
Ethylbenzene	ug/L	345	100	100	483	470	137	125	60-140	3	30	
Hexachloro-1,3-butadiene	ug/L	<7.6	100	100	112	116	112	116	60-140	4	30	
Isopropylbenzene (Cumene)	ug/L	17.3	100	100	131	127	114	110	60-140	3	30	
m&p-Xylene	ug/L	397	200	200	646	640	125	121	60-140	1	30	
Methyl-tert-butyl ether	ug/L	<2.1	100	100	104	102	104	102	60-140	2	30	
Methylene Chloride	ug/L	<9.8	100	100	121	117	121	117	60-140	3	30	
n-Butylbenzene	ug/L	<2.4	100	100	114	115	114	115	60-140	1	30	
n-Propylbenzene	ug/L	52.9	100	100	163	162	110	109	60-140	1	30	
Naphthalene	ug/L	136	100	100	238	248	102	112	60-140	4	30	
o-Xylene	ug/L	78.1	100	100	204	198	126	120	60-140	3	30	
sec-Butylbenzene	ug/L	<2.0	100	100	115	111	115	111	60-140	3	30	
Styrene	ug/L	<1.5	100	100	113	109	113	109	60-140	3	30	
tert-Butylbenzene	ug/L	<1.6	100	100	93.8	91.2	94	91	60-140	3	30	
Tetrachloroethene	ug/L	<1.5	100	100	108	106	108	106	60-140	2	30	
Toluene	ug/L	22.2	100	100	131	134	109	112	60-140	2	30	
trans-1,2-Dichloroethene	ug/L	<2.0	100	100	111	107	111	107	60-140	4	30	
trans-1,3-Dichloropropene	ug/L	<1.8	100	100	106	109	106	109	60-140	3	30	
Trichloroethene	ug/L	<1.9	100	100	109	112	109	112	60-140	3	30	
Trichlorofluoromethane	ug/L	<1.5	100	100	102	105	102	105	60-140	3	30	
Vinyl chloride	ug/L	<1.9	100	100	129	126	129	126	60-140	2	30	
1,2-Dichloroethane-d4 (S)	%						95	95	70-130			
4-Bromofluorobenzene (S)	%						100	99	70-130			
Toluene-d8 (S)	%						97	100	70-130			

Results presented on this page are in the units indicated by the "Units" column except where an alternate unit is presented to the right of the result.

REPORT OF LABORATORY ANALYSIS

This report shall not be reproduced, except in full,
without the written consent of Pace Analytical Services, LLC.

Pace Analytical Services, LLC
9800 Kincey Ave. Suite 100
Huntersville, NC 28078
(704)875-9092

QUALITY CONTROL DATA

Project: CPC Huntersville-60674226
Pace Project No.: 92586178

QC Batch: 676504 Analysis Method: SM 6200B
QC Batch Method: SM 6200B Analysis Description: 6200B MSV
Laboratory: Pace Analytical Services - Charlotte
Associated Lab Samples: 92586178002, 92586178005, 92586178006, 92586178008, 92586178010, 92586178011, 92586178013, 92586178014, 92586178015, 92586178017, 92586178018, 92586178019, 92586178020, 92586178022, 92586178025, 92586178026, 92586178027

METHOD BLANK: 3540917 Matrix: Water
Associated Lab Samples: 92586178002, 92586178005, 92586178006, 92586178008, 92586178010, 92586178011, 92586178013, 92586178014, 92586178015, 92586178017, 92586178018, 92586178019, 92586178020, 92586178022, 92586178025, 92586178026, 92586178027

Parameter	Units	Blank Result	Reporting Limit	MDL	Analyzed	Qualifiers
1,1,1,2-Tetrachloroethane	ug/L	ND	0.50	0.31	02/07/22 23:41	
1,1,1-Trichloroethane	ug/L	ND	0.50	0.33	02/07/22 23:41	
1,1,2,2-Tetrachloroethane	ug/L	ND	0.50	0.22	02/07/22 23:41	
1,1,2-Trichloroethane	ug/L	ND	0.50	0.32	02/07/22 23:41	
1,1-Dichloroethane	ug/L	ND	0.50	0.37	02/07/22 23:41	
1,1-Dichloroethene	ug/L	ND	0.50	0.35	02/07/22 23:41	
1,1-Dichloropropene	ug/L	ND	0.50	0.43	02/07/22 23:41	
1,2,3-Trichlorobenzene	ug/L	ND	2.0	0.81	02/07/22 23:41	
1,2,3-Trichloropropane	ug/L	ND	0.50	0.26	02/07/22 23:41	
1,2,4-Trichlorobenzene	ug/L	ND	2.0	0.64	02/07/22 23:41	
1,2,4-Trimethylbenzene	ug/L	ND	0.50	0.50	02/07/22 23:41	
1,2-Dibromo-3-chloropropane	ug/L	ND	1.0	0.34	02/07/22 23:41	
1,2-Dibromoethane (EDB)	ug/L	ND	0.50	0.27	02/07/22 23:41	
1,2-Dichlorobenzene	ug/L	ND	0.50	0.34	02/07/22 23:41	
1,2-Dichloroethane	ug/L	ND	0.50	0.32	02/07/22 23:41	
1,2-Dichloropropane	ug/L	ND	0.50	0.36	02/07/22 23:41	
1,3,5-Trimethylbenzene	ug/L	ND	0.50	0.33	02/07/22 23:41	
1,3-Dichlorobenzene	ug/L	ND	0.50	0.34	02/07/22 23:41	
1,3-Dichloropropane	ug/L	ND	0.50	0.28	02/07/22 23:41	
1,4-Dichlorobenzene	ug/L	ND	0.50	0.33	02/07/22 23:41	
2,2-Dichloropropane	ug/L	ND	0.50	0.39	02/07/22 23:41	
2-Chlorotoluene	ug/L	ND	0.50	0.32	02/07/22 23:41	
4-Chlorotoluene	ug/L	ND	0.50	0.32	02/07/22 23:41	
Benzene	ug/L	ND	0.50	0.34	02/07/22 23:41	
Bromobenzene	ug/L	ND	0.50	0.29	02/07/22 23:41	
Bromochloromethane	ug/L	ND	0.50	0.47	02/07/22 23:41	
Bromodichloromethane	ug/L	ND	0.50	0.31	02/07/22 23:41	
Bromoform	ug/L	ND	0.50	0.34	02/07/22 23:41	
Bromomethane	ug/L	ND	5.0	1.7	02/07/22 23:41	IH
Carbon tetrachloride	ug/L	ND	0.50	0.33	02/07/22 23:41	
Chlorobenzene	ug/L	ND	0.50	0.28	02/07/22 23:41	
Chloroethane	ug/L	ND	1.0	0.65	02/07/22 23:41	
Chloroform	ug/L	ND	0.50	0.35	02/07/22 23:41	
Chloromethane	ug/L	ND	1.0	0.54	02/07/22 23:41	
cis-1,2-Dichloroethene	ug/L	ND	0.50	0.38	02/07/22 23:41	
cis-1,3-Dichloropropene	ug/L	ND	0.50	0.36	02/07/22 23:41	
Dibromochloromethane	ug/L	ND	0.50	0.36	02/07/22 23:41	

Results presented on this page are in the units indicated by the "Units" column except where an alternate unit is presented to the right of the result.

REPORT OF LABORATORY ANALYSIS

This report shall not be reproduced, except in full,
without the written consent of Pace Analytical Services, LLC.

Pace Analytical Services, LLC
9800 Kincey Ave. Suite 100
Huntersville, NC 28078
(704)875-9092

QUALITY CONTROL DATA

Project: CPC Huntersville-60674226
Pace Project No.: 92586178

METHOD BLANK: 3540917 Matrix: Water

Associated Lab Samples: 92586178002, 92586178005, 92586178006, 92586178008, 92586178010, 92586178011, 92586178013, 92586178014, 92586178015, 92586178017, 92586178018, 92586178019, 92586178020, 92586178022, 92586178025, 92586178026, 92586178027

Parameter	Units	Blank Result	Reporting Limit	MDL	Analyzed	Qualifiers
Dibromomethane	ug/L	ND	0.50	0.39	02/07/22 23:41	
Dichlorodifluoromethane	ug/L	ND	0.50	0.35	02/07/22 23:41	
Diisopropyl ether	ug/L	ND	0.50	0.31	02/07/22 23:41	
Ethylbenzene	ug/L	ND	0.50	0.30	02/07/22 23:41	
Hexachloro-1,3-butadiene	ug/L	ND	2.0	1.5	02/07/22 23:41	
Isopropylbenzene (Cumene)	ug/L	ND	0.50	0.33	02/07/22 23:41	
m&p-Xylene	ug/L	ND	1.0	0.71	02/07/22 23:41	
Methyl-tert-butyl ether	ug/L	ND	0.50	0.42	02/07/22 23:41	
Methylene Chloride	ug/L	ND	2.0	2.0	02/07/22 23:41	
n-Butylbenzene	ug/L	ND	0.50	0.49	02/07/22 23:41	
n-Propylbenzene	ug/L	ND	0.50	0.34	02/07/22 23:41	
Naphthalene	ug/L	ND	2.0	0.64	02/07/22 23:41	
o-Xylene	ug/L	ND	0.50	0.34	02/07/22 23:41	
sec-Butylbenzene	ug/L	ND	0.50	0.40	02/07/22 23:41	
Styrene	ug/L	ND	0.50	0.29	02/07/22 23:41	
tert-Butylbenzene	ug/L	ND	0.50	0.32	02/07/22 23:41	
Tetrachloroethene	ug/L	ND	0.50	0.29	02/07/22 23:41	
Toluene	ug/L	ND	0.50	0.48	02/07/22 23:41	
trans-1,2-Dichloroethene	ug/L	ND	0.50	0.40	02/07/22 23:41	
trans-1,3-Dichloropropene	ug/L	ND	0.50	0.36	02/07/22 23:41	
Trichloroethene	ug/L	ND	0.50	0.38	02/07/22 23:41	
Trichlorofluoromethane	ug/L	ND	1.0	0.30	02/07/22 23:41	
Vinyl chloride	ug/L	ND	1.0	0.39	02/07/22 23:41	
1,2-Dichloroethane-d4 (S)	%	96	70-130		02/07/22 23:41	
4-Bromofluorobenzene (S)	%	99	70-130		02/07/22 23:41	
Toluene-d8 (S)	%	100	70-130		02/07/22 23:41	

LABORATORY CONTROL SAMPLE: 3540918

Parameter	Units	Spike Conc.	LCS Result	LCS % Rec	% Rec Limits	Qualifiers
1,1,1,2-Tetrachloroethane	ug/L	50	43.8	88	60-140	
1,1,1-Trichloroethane	ug/L	50	39.6	79	60-140	
1,1,2,2-Tetrachloroethane	ug/L	50	42.6	85	60-140	
1,1,2-Trichloroethane	ug/L	50	42.0	84	60-140	
1,1-Dichloroethane	ug/L	50	39.3	79	60-140	
1,1-Dichloroethene	ug/L	50	37.5	75	60-140	
1,1-Dichloropropene	ug/L	50	38.4	77	60-140	
1,2,3-Trichlorobenzene	ug/L	50	41.2	82	60-140	
1,2,3-Trichloropropane	ug/L	50	39.9	80	60-140	
1,2,4-Trichlorobenzene	ug/L	50	41.4	83	60-140	
1,2,4-Trimethylbenzene	ug/L	50	39.8	80	60-140	
1,2-Dibromo-3-chloropropane	ug/L	50	48.1	96	60-140	

Results presented on this page are in the units indicated by the "Units" column except where an alternate unit is presented to the right of the result.

REPORT OF LABORATORY ANALYSIS

This report shall not be reproduced, except in full,
without the written consent of Pace Analytical Services, LLC.

Pace Analytical Services, LLC
9800 Kincey Ave. Suite 100
Huntersville, NC 28078
(704)875-9092

QUALITY CONTROL DATA

Project: CPC Huntersville-60674226
Pace Project No.: 92586178

LABORATORY CONTROL SAMPLE: 3540918

Parameter	Units	Spike Conc.	LCS Result	LCS % Rec	% Rec Limits	Qualifiers
1,2-Dibromoethane (EDB)	ug/L	50	43.5	87	60-140	
1,2-Dichlorobenzene	ug/L	50	40.2	80	60-140	
1,2-Dichloroethane	ug/L	50	40.3	81	60-140	
1,2-Dichloropropane	ug/L	50	41.4	83	60-140	
1,3,5-Trimethylbenzene	ug/L	50	39.9	80	60-140	
1,3-Dichlorobenzene	ug/L	50	42.3	85	60-140	
1,3-Dichloropropane	ug/L	50	40.7	81	60-140	
1,4-Dichlorobenzene	ug/L	50	40.3	81	60-140	
2,2-Dichloropropane	ug/L	50	37.7	75	60-140	
2-Chlorotoluene	ug/L	50	41.2	82	60-140	
4-Chlorotoluene	ug/L	50	39.0	78	60-140	
Benzene	ug/L	50	38.8	78	60-140	
Bromobenzene	ug/L	50	41.6	83	60-140	
Bromochloromethane	ug/L	50	42.0	84	60-140	
Bromodichloromethane	ug/L	50	42.8	86	60-140	
Bromoform	ug/L	50	46.4	93	60-140	
Bromomethane	ug/L	50	53.1	106	60-140	IH
Carbon tetrachloride	ug/L	50	38.9	78	60-140	
Chlorobenzene	ug/L	50	41.0	82	60-140	
Chloroethane	ug/L	50	39.2	78	60-140	
Chloroform	ug/L	50	37.3	75	60-140	
Chloromethane	ug/L	50	44.3	89	60-140	
cis-1,2-Dichloroethene	ug/L	50	40.6	81	60-140	
cis-1,3-Dichloropropene	ug/L	50	42.8	86	60-140	
Dibromochloromethane	ug/L	50	44.1	88	60-140	
Dibromomethane	ug/L	50	43.3	87	60-140	
Dichlorodifluoromethane	ug/L	50	43.6	87	60-140	
Diisopropyl ether	ug/L	50	38.0	76	60-140	
Ethylbenzene	ug/L	50	39.2	78	60-140	
Hexachloro-1,3-butadiene	ug/L	50	42.5	85	60-140	
Isopropylbenzene (Cumene)	ug/L	50	39.4	79	60-140	
m&p-Xylene	ug/L	100	78.7	79	60-140	
Methyl-tert-butyl ether	ug/L	50	38.8	78	60-140	
Methylene Chloride	ug/L	50	43.1	86	60-140	
n-Butylbenzene	ug/L	50	37.8	76	60-140	
n-Propylbenzene	ug/L	50	39.3	79	60-140	
Naphthalene	ug/L	50	41.0	82	60-140	
o-Xylene	ug/L	50	41.4	83	60-140	
sec-Butylbenzene	ug/L	50	39.0	78	60-140	
Styrene	ug/L	50	43.3	87	60-140	
tert-Butylbenzene	ug/L	50	33.7	67	60-140	
Tetrachloroethene	ug/L	50	38.7	77	60-140	
Toluene	ug/L	50	38.7	77	60-140	
trans-1,2-Dichloroethene	ug/L	50	38.7	77	60-140	
trans-1,3-Dichloropropene	ug/L	50	42.7	85	60-140	
Trichloroethene	ug/L	50	40.4	81	60-140	
Trichlorofluoromethane	ug/L	50	32.9	66	60-140	

Results presented on this page are in the units indicated by the "Units" column except where an alternate unit is presented to the right of the result.

REPORT OF LABORATORY ANALYSIS

This report shall not be reproduced, except in full,
without the written consent of Pace Analytical Services, LLC.

Pace Analytical Services, LLC
9800 Kincey Ave. Suite 100
Huntersville, NC 28078
(704)875-9092

QUALITY CONTROL DATA

Project: CPC Huntersville-60674226
Pace Project No.: 92586178

LABORATORY CONTROL SAMPLE: 3540918

Parameter	Units	Spike Conc.	LCS Result	LCS % Rec	% Rec Limits	Qualifiers
Vinyl chloride	ug/L	50	41.8	84	60-140	
1,2-Dichloroethane-d4 (S)	%			94	70-130	
4-Bromofluorobenzene (S)	%			98	70-130	
Toluene-d8 (S)	%			99	70-130	

MATRIX SPIKE & MATRIX SPIKE DUPLICATE: 3540919 3540920

Parameter	Units	92586178002 Result	MS Spike Conc.	MSD Spike Conc.	MS Result	MSD Result	MS % Rec	MSD % Rec	% Rec Limits	RPD	Max RPD	Qual
1,1,1,2-Tetrachloroethane	ug/L	ND	20	20	22.6	22.2	113	111	60-140	1	30	
1,1,1-Trichloroethane	ug/L	ND	20	20	21.2	21.8	106	109	60-140	3	30	
1,1,2,2-Tetrachloroethane	ug/L	ND	20	20	22.3	21.5	112	107	60-140	4	30	
1,1,2-Trichloroethane	ug/L	ND	20	20	22.1	21.8	110	109	60-140	1	30	
1,1-Dichloroethane	ug/L	ND	20	20	21.6	21.4	108	107	60-140	1	30	
1,1-Dichloroethene	ug/L	ND	20	20	21.0	19.5	105	98	60-140	8	30	
1,1-Dichloropropene	ug/L	ND	20	20	21.6	22.1	108	110	60-140	2	30	
1,2,3-Trichlorobenzene	ug/L	ND	20	20	18.7	18.6	93	93	60-140	1	30	
1,2,3-Trichloropropane	ug/L	ND	20	20	22.1	20.1	110	100	60-140	10	30	
1,2,4-Trichlorobenzene	ug/L	ND	20	20	19.2	19.1	96	95	60-140	1	30	
1,2,4-Trimethylbenzene	ug/L	ND	20	20	19.9	19.5	100	98	60-140	2	30	
1,2-Dibromo-3-chloropropane	ug/L	ND	20	20	22.5	21.6	113	108	60-140	4	30	
1,2-Dibromoethane (EDB)	ug/L	ND	20	20	23.3	21.9	117	110	60-140	6	30	
1,2-Dichlorobenzene	ug/L	ND	20	20	18.9	18.4	95	92	60-140	2	30	
1,2-Dichloroethane	ug/L	ND	20	20	21.5	20.5	107	103	60-140	5	30	
1,2-Dichloropropane	ug/L	ND	20	20	22.1	22.4	110	112	60-140	1	30	
1,3,5-Trimethylbenzene	ug/L	ND	20	20	20.7	20.3	103	102	60-140	2	30	
1,3-Dichlorobenzene	ug/L	ND	20	20	20.2	19.7	101	98	60-140	2	30	
1,3-Dichloropropane	ug/L	ND	20	20	21.8	21.6	109	108	60-140	1	30	
1,4-Dichlorobenzene	ug/L	ND	20	20	19.4	19.1	97	95	60-140	2	30	
2,2-Dichloropropane	ug/L	ND	20	20	21.8	21.8	109	109	60-140	0	30	
2-Chlorotoluene	ug/L	ND	20	20	20.3	19.8	101	99	60-140	2	30	
4-Chlorotoluene	ug/L	ND	20	20	19.6	19.1	98	95	60-140	3	30	
Benzene	ug/L	ND	20	20	21.5	21.1	108	105	60-140	2	30	
Bromobenzene	ug/L	ND	20	20	21.2	20.3	106	101	60-140	4	30	
Bromochloromethane	ug/L	ND	20	20	22.0	21.5	110	108	60-140	2	30	
Bromodichloromethane	ug/L	ND	20	20	22.2	21.7	111	109	60-140	2	30	
Bromoform	ug/L	ND	20	20	22.6	21.7	113	109	60-140	4	30	
Bromomethane	ug/L	ND	20	20	32.2	33.8	161	169	60-140	5	30	IH,M1
Carbon tetrachloride	ug/L	ND	20	20	21.7	22.1	109	111	60-140	2	30	
Chlorobenzene	ug/L	ND	20	20	21.4	21.6	107	108	60-140	1	30	
Chloroethane	ug/L	ND	20	20	24.2	25.5	121	128	60-140	5	30	
Chloroform	ug/L	ND	20	20	20.4	20.2	102	101	60-140	1	30	
Chloromethane	ug/L	ND	20	20	24.5	23.7	123	118	60-140	4	30	
cis-1,2-Dichloroethene	ug/L	ND	20	20	21.6	21.9	108	110	60-140	2	30	

Results presented on this page are in the units indicated by the "Units" column except where an alternate unit is presented to the right of the result.

REPORT OF LABORATORY ANALYSIS

This report shall not be reproduced, except in full,
without the written consent of Pace Analytical Services, LLC.

Pace Analytical Services, LLC
9800 Kincey Ave. Suite 100
Huntersville, NC 28078
(704)875-9092

QUALITY CONTROL DATA

Project: CPC Huntersville-60674226
Pace Project No.: 92586178

MATRIX SPIKE & MATRIX SPIKE DUPLICATE: 3540919 3540920

Parameter	Units	92586178002 Result	MS Spike Conc.	MSD Spike Conc.	MS Result	MSD Result	MS % Rec	MSD % Rec	% Rec Limits	RPD	Max RPD	Qual
cis-1,3-Dichloropropene	ug/L	ND	20	20	22.3	21.7	111	108	60-140	3	30	
Dibromochloromethane	ug/L	ND	20	20	22.0	21.6	110	108	60-140	2	30	
Dibromomethane	ug/L	ND	20	20	22.2	22.5	111	113	60-140	1	30	
Dichlorodifluoromethane	ug/L	ND	20	20	24.9	25.5	124	128	60-140	2	30	
Diisopropyl ether	ug/L	ND	20	20	20.3	19.8	101	98	60-140	3	30	
Ethylbenzene	ug/L	ND	20	20	21.6	21.1	108	106	60-140	2	30	
Hexachloro-1,3-butadiene	ug/L	ND	20	20	22.9	23.9	114	119	60-140	4	30	
Isopropylbenzene (Cumene)	ug/L	ND	20	20	21.5	21.4	107	107	60-140	0	30	
m&p-Xylene	ug/L	ND	40	40	42.3	42.4	106	106	60-140	0	30	
Methyl-tert-butyl ether	ug/L	ND	20	20	20.1	20.1	101	101	60-140	0	30	
Methylene Chloride	ug/L	ND	20	20	22.7	21.8	113	109	60-140	4	30	
n-Butylbenzene	ug/L	ND	20	20	20.3	20.2	101	101	60-140	0	30	
n-Propylbenzene	ug/L	ND	20	20	20.8	20.5	104	103	60-140	1	30	
Naphthalene	ug/L	ND	20	20	16.3	16.3	82	82	60-140	0	30	
o-Xylene	ug/L	ND	20	20	21.9	21.7	110	108	60-140	1	30	
sec-Butylbenzene	ug/L	ND	20	20	20.8	21.1	104	106	60-140	1	30	
Styrene	ug/L	ND	20	20	20.8	20.7	104	104	60-140	0	30	
tert-Butylbenzene	ug/L	ND	20	20	18.1	18.0	91	90	60-140	1	30	
Tetrachloroethene	ug/L	ND	20	20	21.9	21.6	109	108	60-140	1	30	
Toluene	ug/L	ND	20	20	21.0	20.8	105	104	60-140	1	30	
trans-1,2-Dichloroethene	ug/L	ND	20	20	21.8	21.8	109	109	60-140	0	30	
trans-1,3-Dichloropropene	ug/L	ND	20	20	22.2	21.7	111	109	60-140	2	30	
Trichloroethene	ug/L	ND	20	20	21.0	21.7	105	109	60-140	3	30	
Trichlorofluoromethane	ug/L	ND	20	20	19.0	20.0	95	100	60-140	5	30	
Vinyl chloride	ug/L	ND	20	20	23.7	24.4	119	122	60-140	3	30	
1,2-Dichloroethane-d4 (S)	%						93	93	70-130			
4-Bromofluorobenzene (S)	%						98	101	70-130			
Toluene-d8 (S)	%						99	98	70-130			

Results presented on this page are in the units indicated by the "Units" column except where an alternate unit is presented to the right of the result.

REPORT OF LABORATORY ANALYSIS

This report shall not be reproduced, except in full,
without the written consent of Pace Analytical Services, LLC.

Pace Analytical Services, LLC
9800 Kincey Ave. Suite 100
Huntersville, NC 28078
(704)875-9092

QUALITY CONTROL DATA

Project: CPC Huntersville-60674226
Pace Project No.: 92586178

QC Batch: 676733
QC Batch Method: SM 6200B
Analysis Method: SM 6200B
Analysis Description: 6200B MSV
Laboratory: Pace Analytical Services - Charlotte

Associated Lab Samples: 92586178003

METHOD BLANK: 3541883 Matrix: Water
Associated Lab Samples: 92586178003

Parameter	Units	Blank Result	Reporting Limit	MDL	Analyzed	Qualifiers
1,1,1,2-Tetrachloroethane	ug/L	ND	0.50	0.31	02/08/22 12:52	
1,1,1-Trichloroethane	ug/L	ND	0.50	0.33	02/08/22 12:52	
1,1,2,2-Tetrachloroethane	ug/L	ND	0.50	0.22	02/08/22 12:52	
1,1,2-Trichloroethane	ug/L	ND	0.50	0.32	02/08/22 12:52	
1,1-Dichloroethane	ug/L	ND	0.50	0.37	02/08/22 12:52	
1,1-Dichloroethene	ug/L	ND	0.50	0.35	02/08/22 12:52	
1,1-Dichloropropene	ug/L	ND	0.50	0.43	02/08/22 12:52	
1,2,3-Trichlorobenzene	ug/L	ND	2.0	0.81	02/08/22 12:52	
1,2,3-Trichloropropane	ug/L	ND	0.50	0.26	02/08/22 12:52	
1,2,4-Trichlorobenzene	ug/L	ND	2.0	0.64	02/08/22 12:52	
1,2,4-Trimethylbenzene	ug/L	ND	0.50	0.50	02/08/22 12:52	
1,2-Dibromo-3-chloropropane	ug/L	ND	1.0	0.34	02/08/22 12:52	
1,2-Dibromoethane (EDB)	ug/L	ND	0.50	0.27	02/08/22 12:52	
1,2-Dichlorobenzene	ug/L	ND	0.50	0.34	02/08/22 12:52	
1,2-Dichloroethane	ug/L	ND	0.50	0.32	02/08/22 12:52	
1,2-Dichloropropane	ug/L	ND	0.50	0.36	02/08/22 12:52	
1,3,5-Trimethylbenzene	ug/L	ND	0.50	0.33	02/08/22 12:52	
1,3-Dichlorobenzene	ug/L	ND	0.50	0.34	02/08/22 12:52	
1,3-Dichloropropane	ug/L	ND	0.50	0.28	02/08/22 12:52	
1,4-Dichlorobenzene	ug/L	ND	0.50	0.33	02/08/22 12:52	
2,2-Dichloropropane	ug/L	ND	0.50	0.39	02/08/22 12:52	
2-Chlorotoluene	ug/L	ND	0.50	0.32	02/08/22 12:52	
4-Chlorotoluene	ug/L	ND	0.50	0.32	02/08/22 12:52	
Benzene	ug/L	ND	0.50	0.34	02/08/22 12:52	
Bromobenzene	ug/L	ND	0.50	0.29	02/08/22 12:52	
Bromochloromethane	ug/L	ND	0.50	0.47	02/08/22 12:52	
Bromodichloromethane	ug/L	ND	0.50	0.31	02/08/22 12:52	
Bromoform	ug/L	ND	0.50	0.34	02/08/22 12:52	
Bromomethane	ug/L	ND	5.0	1.7	02/08/22 12:52	IH
Carbon tetrachloride	ug/L	ND	0.50	0.33	02/08/22 12:52	
Chlorobenzene	ug/L	ND	0.50	0.28	02/08/22 12:52	
Chloroethane	ug/L	ND	1.0	0.65	02/08/22 12:52	
Chloroform	ug/L	ND	0.50	0.35	02/08/22 12:52	
Chloromethane	ug/L	ND	1.0	0.54	02/08/22 12:52	
cis-1,2-Dichloroethene	ug/L	ND	0.50	0.38	02/08/22 12:52	
cis-1,3-Dichloropropene	ug/L	ND	0.50	0.36	02/08/22 12:52	
Dibromochloromethane	ug/L	ND	0.50	0.36	02/08/22 12:52	
Dibromomethane	ug/L	ND	0.50	0.39	02/08/22 12:52	
Dichlorodifluoromethane	ug/L	ND	0.50	0.35	02/08/22 12:52	
Diisopropyl ether	ug/L	ND	0.50	0.31	02/08/22 12:52	

Results presented on this page are in the units indicated by the "Units" column except where an alternate unit is presented to the right of the result.

REPORT OF LABORATORY ANALYSIS

This report shall not be reproduced, except in full,
without the written consent of Pace Analytical Services, LLC.

Pace Analytical Services, LLC
9800 Kincey Ave. Suite 100
Huntersville, NC 28078
(704)875-9092

QUALITY CONTROL DATA

Project: CPC Huntersville-60674226
Pace Project No.: 92586178

METHOD BLANK: 3541883 Matrix: Water
Associated Lab Samples: 92586178003

Parameter	Units	Blank Result	Reporting Limit	MDL	Analyzed	Qualifiers
Ethylbenzene	ug/L	ND	0.50	0.30	02/08/22 12:52	
Hexachloro-1,3-butadiene	ug/L	ND	2.0	1.5	02/08/22 12:52	
Isopropylbenzene (Cumene)	ug/L	ND	0.50	0.33	02/08/22 12:52	
m&p-Xylene	ug/L	ND	1.0	0.71	02/08/22 12:52	
Methyl-tert-butyl ether	ug/L	ND	0.50	0.42	02/08/22 12:52	
Methylene Chloride	ug/L	ND	2.0	2.0	02/08/22 12:52	
n-Butylbenzene	ug/L	ND	0.50	0.49	02/08/22 12:52	
n-Propylbenzene	ug/L	ND	0.50	0.34	02/08/22 12:52	
Naphthalene	ug/L	ND	2.0	0.64	02/08/22 12:52	
o-Xylene	ug/L	ND	0.50	0.34	02/08/22 12:52	
sec-Butylbenzene	ug/L	ND	0.50	0.40	02/08/22 12:52	
Styrene	ug/L	ND	0.50	0.29	02/08/22 12:52	
tert-Butylbenzene	ug/L	ND	0.50	0.32	02/08/22 12:52	
Tetrachloroethene	ug/L	ND	0.50	0.29	02/08/22 12:52	
Toluene	ug/L	ND	0.50	0.48	02/08/22 12:52	
trans-1,2-Dichloroethene	ug/L	ND	0.50	0.40	02/08/22 12:52	
trans-1,3-Dichloropropene	ug/L	ND	0.50	0.36	02/08/22 12:52	
Trichloroethene	ug/L	ND	0.50	0.38	02/08/22 12:52	
Trichlorofluoromethane	ug/L	ND	1.0	0.30	02/08/22 12:52	
Vinyl chloride	ug/L	ND	1.0	0.39	02/08/22 12:52	
1,2-Dichloroethane-d4 (S)	%	98	70-130		02/08/22 12:52	
4-Bromofluorobenzene (S)	%	95	70-130		02/08/22 12:52	
Toluene-d8 (S)	%	99	70-130		02/08/22 12:52	

LABORATORY CONTROL SAMPLE: 3541884

Parameter	Units	Spike Conc.	LCS Result	LCS % Rec	% Rec Limits	Qualifiers
1,1,1,2-Tetrachloroethane	ug/L	50	50.9	102	60-140	
1,1,1-Trichloroethane	ug/L	50	48.4	97	60-140	
1,1,2,2-Tetrachloroethane	ug/L	50	48.0	96	60-140	
1,1,2-Trichloroethane	ug/L	50	48.5	97	60-140	
1,1-Dichloroethane	ug/L	50	45.8	92	60-140	
1,1-Dichloroethene	ug/L	50	46.3	93	60-140	
1,1-Dichloropropene	ug/L	50	46.7	93	60-140	
1,2,3-Trichlorobenzene	ug/L	50	46.4	93	60-140	
1,2,3-Trichloropropane	ug/L	50	44.4	89	60-140	
1,2,4-Trichlorobenzene	ug/L	50	47.6	95	60-140	
1,2,4-Trimethylbenzene	ug/L	50	46.4	93	60-140	
1,2-Dibromo-3-chloropropane	ug/L	50	52.0	104	60-140	
1,2-Dibromoethane (EDB)	ug/L	50	49.7	99	60-140	
1,2-Dichlorobenzene	ug/L	50	46.1	92	60-140	
1,2-Dichloroethane	ug/L	50	46.0	92	60-140	
1,2-Dichloropropane	ug/L	50	48.4	97	60-140	
1,3,5-Trimethylbenzene	ug/L	50	46.7	93	60-140	

Results presented on this page are in the units indicated by the "Units" column except where an alternate unit is presented to the right of the result.

REPORT OF LABORATORY ANALYSIS

This report shall not be reproduced, except in full,
without the written consent of Pace Analytical Services, LLC.

Pace Analytical Services, LLC
9800 Kincey Ave. Suite 100
Huntersville, NC 28078
(704)875-9092

QUALITY CONTROL DATA

Project: CPC Huntersville-60674226
Pace Project No.: 92586178

LABORATORY CONTROL SAMPLE: 3541884

Parameter	Units	Spike Conc.	LCS Result	LCS % Rec	% Rec Limits	Qualifiers
1,3-Dichlorobenzene	ug/L	50	47.9	96	60-140	
1,3-Dichloropropane	ug/L	50	47.6	95	60-140	
1,4-Dichlorobenzene	ug/L	50	45.7	91	60-140	
2,2-Dichloropropane	ug/L	50	46.4	93	60-140	
2-Chlorotoluene	ug/L	50	47.7	95	60-140	
4-Chlorotoluene	ug/L	50	45.2	90	60-140	
Benzene	ug/L	50	46.9	94	60-140	
Bromobenzene	ug/L	50	47.2	94	60-140	
Bromochloromethane	ug/L	50	47.5	95	60-140	
Bromodichloromethane	ug/L	50	50.9	102	60-140	
Bromoform	ug/L	50	53.1	106	60-140	
Bromomethane	ug/L	50	66.1	132	60-140	IH
Carbon tetrachloride	ug/L	50	49.7	99	60-140	
Chlorobenzene	ug/L	50	47.7	95	60-140	
Chloroethane	ug/L	50	43.9	88	60-140	
Chloroform	ug/L	50	43.8	88	60-140	
Chloromethane	ug/L	50	52.8	106	60-140	
cis-1,2-Dichloroethene	ug/L	50	46.1	92	60-140	
cis-1,3-Dichloropropene	ug/L	50	50.5	101	60-140	
Dibromochloromethane	ug/L	50	50.6	101	60-140	
Dibromomethane	ug/L	50	48.7	97	60-140	
Dichlorodifluoromethane	ug/L	50	63.8	128	60-140	
Diisopropyl ether	ug/L	50	42.6	85	60-140	
Ethylbenzene	ug/L	50	46.6	93	60-140	
Hexachloro-1,3-butadiene	ug/L	50	52.9	106	60-140	
Isopropylbenzene (Cumene)	ug/L	50	48.2	96	60-140	
m&p-Xylene	ug/L	100	93.8	94	60-140	
Methyl-tert-butyl ether	ug/L	50	43.1	86	60-140	
Methylene Chloride	ug/L	50	48.2	96	60-140	
n-Butylbenzene	ug/L	50	47.3	95	60-140	
n-Propylbenzene	ug/L	50	46.6	93	60-140	
Naphthalene	ug/L	50	44.8	90	60-140	
o-Xylene	ug/L	50	49.2	98	60-140	
sec-Butylbenzene	ug/L	50	46.5	93	60-140	
Styrene	ug/L	50	50.6	101	60-140	
tert-Butylbenzene	ug/L	50	40.3	81	60-140	
Tetrachloroethene	ug/L	50	47.6	95	60-140	
Toluene	ug/L	50	46.0	92	60-140	
trans-1,2-Dichloroethene	ug/L	50	47.0	94	60-140	
trans-1,3-Dichloropropene	ug/L	50	49.9	100	60-140	
Trichloroethene	ug/L	50	49.2	98	60-140	
Trichlorofluoromethane	ug/L	50	42.7	85	60-140	
Vinyl chloride	ug/L	50	52.9	106	60-140	
1,2-Dichloroethane-d4 (S)	%			93	70-130	
4-Bromofluorobenzene (S)	%			99	70-130	
Toluene-d8 (S)	%			100	70-130	

Results presented on this page are in the units indicated by the "Units" column except where an alternate unit is presented to the right of the result.

REPORT OF LABORATORY ANALYSIS

This report shall not be reproduced, except in full,
without the written consent of Pace Analytical Services, LLC.

Pace Analytical Services, LLC
9800 Kincey Ave. Suite 100
Huntersville, NC 28078
(704)875-9092

QUALITY CONTROL DATA

Project: CPC Huntersville-60674226
Pace Project No.: 92586178

MATRIX SPIKE & MATRIX SPIKE DUPLICATE: 3541885 3541886

Parameter	Units	92586178003 Result	MS Spike Conc.	MSD Spike Conc.	MS Result	MSD Result	MS % Rec	MSD % Rec	% Rec Limits	RPD	Max RPD	Qual
1,1,1,2-Tetrachloroethane	ug/L	ND	200	200	228	232	114	116	60-140	2	30	
1,1,1-Trichloroethane	ug/L	ND	200	200	225	229	112	115	60-140	2	30	
1,1,2,2-Tetrachloroethane	ug/L	ND	200	200	213	226	107	113	60-140	6	30	
1,1,2-Trichloroethane	ug/L	ND	200	200	221	220	111	110	60-140	0	30	
1,1-Dichloroethane	ug/L	ND	200	200	223	219	112	109	60-140	2	30	
1,1-Dichloroethene	ug/L	ND	200	200	216	225	108	112	60-140	4	30	
1,1-Dichloropropene	ug/L	ND	200	200	225	232	113	116	60-140	3	30	
1,2,3-Trichlorobenzene	ug/L	ND	200	200	183	207	92	103	60-140	12	30	
1,2,3-Trichloropropane	ug/L	ND	200	200	206	222	103	111	60-140	7	30	
1,2,4-Trichlorobenzene	ug/L	ND	200	200	191	207	95	103	60-140	8	30	
1,2,4-Trimethylbenzene	ug/L	18.9	200	200	221	226	101	103	60-140	2	30	
1,2-Dibromo-3-chloropropane	ug/L	ND	200	200	215	248	107	124	60-140	14	30	
1,2-Dibromoethane (EDB)	ug/L	ND	200	200	223	223	112	111	60-140	0	30	
1,2-Dichlorobenzene	ug/L	ND	200	200	193	198	96	99	60-140	3	30	
1,2-Dichloroethane	ug/L	ND	200	200	212	212	106	106	60-140	0	30	
1,2-Dichloropropane	ug/L	ND	200	200	227	226	114	113	60-140	1	30	
1,3,5-Trimethylbenzene	ug/L	13.5	200	200	221	227	104	107	60-140	2	30	
1,3-Dichlorobenzene	ug/L	ND	200	200	205	206	102	103	60-140	1	30	
1,3-Dichloropropane	ug/L	ND	200	200	218	220	109	110	60-140	1	30	
1,4-Dichlorobenzene	ug/L	ND	200	200	190	201	95	101	60-140	6	30	
2,2-Dichloropropane	ug/L	ND	200	200	210	210	105	105	60-140	0	30	
2-Chlorotoluene	ug/L	ND	200	200	207	208	103	104	60-140	1	30	
4-Chlorotoluene	ug/L	ND	200	200	199	201	99	101	60-140	1	30	
Benzene	ug/L	1170	200	200	1370	1340	98	84	60-140	2	30	
Bromobenzene	ug/L	ND	200	200	216	218	108	109	60-140	1	30	
Bromochloromethane	ug/L	ND	200	200	223	225	112	112	60-140	1	30	
Bromodichloromethane	ug/L	ND	200	200	220	221	110	111	60-140	0	30	
Bromoform	ug/L	ND	200	200	222	239	111	120	60-140	7	30	
Bromomethane	ug/L	ND	200	200	271	286	136	143	60-140	6	30	IH,M1
Carbon tetrachloride	ug/L	ND	200	200	232	246	116	123	60-140	6	30	
Chlorobenzene	ug/L	ND	200	200	219	221	109	111	60-140	1	30	
Chloroethane	ug/L	ND	200	200	263	242	132	121	60-140	8	30	
Chloroform	ug/L	ND	200	200	208	205	104	102	60-140	2	30	
Chloromethane	ug/L	ND	200	200	240	256	120	128	60-140	7	30	
cis-1,2-Dichloroethene	ug/L	ND	200	200	224	223	112	111	60-140	1	30	
cis-1,3-Dichloropropene	ug/L	ND	200	200	223	224	111	112	60-140	0	30	
Dibromochloromethane	ug/L	ND	200	200	218	222	109	111	60-140	2	30	
Dibromomethane	ug/L	ND	200	200	223	231	112	115	60-140	3	30	
Dichlorodifluoromethane	ug/L	ND	200	200	264	349	132	175	60-140	28	30	M1
Diisopropyl ether	ug/L	173	200	200	374	371	100	99	60-140	1	30	
Ethylbenzene	ug/L	ND	200	200	222	219	109	108	60-140	1	30	
Hexachloro-1,3-butadiene	ug/L	ND	200	200	235	251	117	126	60-140	7	30	
Isopropylbenzene (Cumene)	ug/L	ND	200	200	226	228	113	114	60-140	1	30	
m&p-Xylene	ug/L	60.9	400	400	494	500	108	110	60-140	1	30	

Results presented on this page are in the units indicated by the "Units" column except where an alternate unit is presented to the right of the result.

REPORT OF LABORATORY ANALYSIS

This report shall not be reproduced, except in full,
without the written consent of Pace Analytical Services, LLC.

Pace Analytical Services, LLC
9800 Kincey Ave. Suite 100
Huntersville, NC 28078
(704)875-9092

QUALITY CONTROL DATA

Project: CPC Huntersville-60674226
Pace Project No.: 92586178

MATRIX SPIKE & MATRIX SPIKE DUPLICATE: 3541885 3541886

Parameter	Units	92586178003 Result	MS Spike Conc.	MSD Spike Conc.	MS Result	MSD Result	MS % Rec	MSD % Rec	% Rec Limits	RPD	Max RPD	Qual
Methyl-tert-butyl ether	ug/L	37.9	200	200	242	246	102	104	60-140	1	30	
Methylene Chloride	ug/L	ND	200	200	236	226	118	113	60-140	4	30	
n-Butylbenzene	ug/L	ND	200	200	205	214	102	107	60-140	5	30	
n-Propylbenzene	ug/L	ND	200	200	213	219	106	110	60-140	3	30	
Naphthalene	ug/L	13.6J	200	200	176	204	81	95	60-140	15	30	
o-Xylene	ug/L	222	200	200	459	455	118	116	60-140	1	30	
sec-Butylbenzene	ug/L	ND	200	200	212	224	106	112	60-140	6	30	
Styrene	ug/L	ND	200	200	219	220	110	110	60-140	0	30	
tert-Butylbenzene	ug/L	ND	200	200	185	187	93	93	60-140	1	30	
Tetrachloroethene	ug/L	ND	200	200	224	227	112	114	60-140	2	30	
Toluene	ug/L	97.6	200	200	317	313	110	108	60-140	2	30	
trans-1,2-Dichloroethene	ug/L	ND	200	200	227	225	113	112	60-140	1	30	
trans-1,3-Dichloropropene	ug/L	ND	200	200	218	223	109	111	60-140	2	30	
Trichloroethene	ug/L	ND	200	200	225	226	112	113	60-140	0	30	
Trichlorofluoromethane	ug/L	ND	200	200	215	244	108	122	60-140	13	30	
Vinyl chloride	ug/L	ND	200	200	258	263	129	132	60-140	2	30	
1,2-Dichloroethane-d4 (S)	%						92	93	70-130			
4-Bromofluorobenzene (S)	%						99	97	70-130			
Toluene-d8 (S)	%						99	98	70-130			

Results presented on this page are in the units indicated by the "Units" column except where an alternate unit is presented to the right of the result.

REPORT OF LABORATORY ANALYSIS

This report shall not be reproduced, except in full,
without the written consent of Pace Analytical Services, LLC.

Pace Analytical Services, LLC
9800 Kincey Ave. Suite 100
Huntersville, NC 28078
(704)875-9092

QUALIFIERS

Project: CPC Huntersville-60674226
Pace Project No.: 92586178

DEFINITIONS

DF - Dilution Factor, if reported, represents the factor applied to the reported data due to dilution of the sample aliquot.

ND - Not Detected at or above adjusted reporting limit.

TNTC - Too Numerous To Count

J - Estimated concentration above the adjusted method detection limit and below the adjusted reporting limit.

MDL - Adjusted Method Detection Limit.

PQL - Practical Quantitation Limit.

RL - Reporting Limit - The lowest concentration value that meets project requirements for quantitative data with known precision and bias for a specific analyte in a specific matrix.

S - Surrogate

1,2-Diphenylhydrazine decomposes to and cannot be separated from Azobenzene using Method 8270. The result for each analyte is a combined concentration.

Consistent with EPA guidelines, unrounded data are displayed and have been used to calculate % recovery and RPD values.

LCS(D) - Laboratory Control Sample (Duplicate)

MS(D) - Matrix Spike (Duplicate)

DUP - Sample Duplicate

RPD - Relative Percent Difference

NC - Not Calculable.

SG - Silica Gel - Clean-Up

U - Indicates the compound was analyzed for, but not detected.

Acid preservation may not be appropriate for 2 Chloroethylvinyl ether.

A separate vial preserved to a pH of 4-5 is recommended in SW846 Chapter 4 for the analysis of Acrolein and Acrylonitrile by EPA Method 8260.

N-Nitrosodiphenylamine decomposes and cannot be separated from Diphenylamine using Method 8270. The result reported for each analyte is a combined concentration.

Reported results are not rounded until the final step prior to reporting. Therefore, calculated parameters that are typically reported as "Total" may vary slightly from the sum of the reported component parameters.

Pace Analytical is TNI accredited. Contact your Pace PM for the current list of accredited analytes.

TNI - The NELAC Institute.

ANALYTE QUALIFIERS

IH	This analyte exceeded secondary source verification criteria high for the initial calibration. The reported results should be considered an estimated value.
M1	Matrix spike recovery exceeded QC limits. Batch accepted based on laboratory control sample (LCS) recovery.
N2	The lab does not hold NELAC/TNI accreditation for this parameter but other accreditations/certifications may apply. A complete list of accreditations/certifications is available upon request.
S2	Surrogate recovery outside laboratory control limits due to matrix interferences (confirmed by similar results from sample re-analysis).

This report shall not be reproduced, except in full,
without the written consent of Pace Analytical Services, LLC.

Pace Analytical Services, LLC
9800 Kincey Ave. Suite 100
Huntersville, NC 28078
(704)875-9092

QUALITY CONTROL DATA CROSS REFERENCE TABLE

Project: CPC Huntersville-60674226
Pace Project No.: 92586178

Lab ID	Sample ID	QC Batch Method	QC Batch	Analytical Method	Analytical Batch
92586178001	MW-92	MADEP VPH	676199		
92586178002	MW-09	MADEP VPH	676199		
92586178003	MW-52	MADEP VPH	676562		
92586178004	MW-71	MADEP VPH	676199		
92586178005	MW-95	MADEP VPH	676199		
92586178006	MW-15	MADEP VPH	676199		
92586178007	MW-96	MADEP VPH	676199		
92586178008	EB-1-20220203	MADEP VPH	676199		
92586178009	MW-61D	MADEP VPH	676199		
92586178010	MW-69	MADEP VPH	676199		
92586178011	EB-2-20220203	MADEP VPH	676199		
92586178012	MW-43	MADEP VPH	676199		
92586178013	MW-01	MADEP VPH	676562		
92586178014	MW-02	MADEP VPH	676562		
92586178015	MW-04	MADEP VPH	676562		
92586178016	MW-04D	MADEP VPH	676562		
92586178017	MW-58	MADEP VPH	676562		
92586178018	MW-06	MADEP VPH	676562		
92586178019	MW-30	MADEP VPH	676562		
92586178020	MW-12	MADEP VPH	676562		
92586178021	MW-88	MADEP VPH	676562		
92586178022	MW-59	MADEP VPH	676562		
92586178023	MW-93	MADEP VPH	676562		
92586178024	MW-36DR	MADEP VPH	676562		
92586178025	DUP-1-20220203	MADEP VPH	676562		
92586178026	DUP-2-20220203	MADEP VPH	676875		
92586178027	FB-1-20220203	MADEP VPH	676875		
92586178028	FB-2-20220203	MADEP VPH	676875		
92586178001	MW-92	EPA 3010A	676917	EPA 6010D	676936
92586178002	MW-09	EPA 3010A	676297	EPA 6010D	676317
92586178003	MW-52	EPA 3010A	676297	EPA 6010D	676317
92586178004	MW-71	EPA 3010A	676297	EPA 6010D	676317
92586178005	MW-95	EPA 3010A	676297	EPA 6010D	676317
92586178006	MW-15	EPA 3010A	676297	EPA 6010D	676317
92586178007	MW-96	EPA 3010A	676297	EPA 6010D	676317
92586178009	MW-61D	EPA 3010A	676297	EPA 6010D	676317
92586178010	MW-69	EPA 3010A	676466	EPA 6010D	676573
92586178011	EB-2-20220203	EPA 3010A	676466	EPA 6010D	676573
92586178012	MW-43	EPA 3010A	676466	EPA 6010D	676573
92586178013	MW-01	EPA 3010A	676466	EPA 6010D	676573
92586178014	MW-02	EPA 3010A	676466	EPA 6010D	676573
92586178015	MW-04	EPA 3010A	676466	EPA 6010D	676573
92586178016	MW-04D	EPA 3010A	676466	EPA 6010D	676573
92586178017	MW-58	EPA 3010A	676466	EPA 6010D	676573
92586178018	MW-06	EPA 3010A	676466	EPA 6010D	676573

This report shall not be reproduced, except in full,
without the written consent of Pace Analytical Services, LLC.

Pace Analytical Services, LLC
9800 Kincey Ave. Suite 100
Huntersville, NC 28078
(704)875-9092

QUALITY CONTROL DATA CROSS REFERENCE TABLE

Project: CPC Huntersville-60674226
Pace Project No.: 92586178

Lab ID	Sample ID	QC Batch Method	QC Batch	Analytical Method	Analytical Batch
92586178019	MW-30	EPA 3010A	676466	EPA 6010D	676573
92586178020	MW-12	EPA 3010A	676466	EPA 6010D	676573
92586178021	MW-88	EPA 3010A	676466	EPA 6010D	676573
92586178022	MW-59	EPA 3010A	676466	EPA 6010D	676573
92586178023	MW-93	EPA 3010A	676917	EPA 6010D	676936
92586178024	MW-36DR	EPA 3010A	676466	EPA 6010D	676573
92586178025	DUP-1-20220203	EPA 3010A	676466	EPA 6010D	676573
92586178026	DUP-2-20220203	EPA 3010A	676917	EPA 6010D	676936
92586178001	MW-92	SM 6200B	676147		
92586178002	MW-09	SM 6200B	676504		
92586178003	MW-52	SM 6200B	676733		
92586178004	MW-71	SM 6200B	676147		
92586178005	MW-95	SM 6200B	676504		
92586178006	MW-15	SM 6200B	676504		
92586178007	MW-96	SM 6200B	676147		
92586178008	EB-1-20220203	SM 6200B	676504		
92586178009	MW-61D	SM 6200B	676147		
92586178010	MW-69	SM 6200B	676504		
92586178011	EB-2-20220203	SM 6200B	676504		
92586178012	MW-43	SM 6200B	676147		
92586178013	MW-01	SM 6200B	676504		
92586178014	MW-02	SM 6200B	676504		
92586178015	MW-04	SM 6200B	676504		
92586178016	MW-04D	SM 6200B	676147		
92586178017	MW-58	SM 6200B	676504		
92586178018	MW-06	SM 6200B	676504		
92586178019	MW-30	SM 6200B	676504		
92586178020	MW-12	SM 6200B	676504		
92586178021	MW-88	SM 6200B	676147		
92586178022	MW-59	SM 6200B	676504		
92586178023	MW-93	SM 6200B	676147		
92586178024	MW-36DR	SM 6200B	676147		
92586178025	DUP-1-20220203	SM 6200B	676504		
92586178026	DUP-2-20220203	SM 6200B	676504		
92586178027	FB-1-20220203	SM 6200B	676504		
92586178028	FB-2-20220203	SM 6200B	676147		

This report shall not be reproduced, except in full,
without the written consent of Pace Analytical Services, LLC.

Pace Analytical®	Document Name: Sample Condition Upon Receipt (SCUR)	Document Revised: November 15, 2021 Page 1 of 2
	Document No.: F-CAR-CS-033-Rev.08	Issuing Authority: Pace Carolinas Quality Office

Laboratory receiving samples:
Asheville ☐ Eden ☐ Greenwood ☐ Huntersville ☑ Raleigh ☐ Mechanicsville ☐ Atlanta ☐ Kernersville ☐

Sample Condition Upon Receipt

Client Name: AECOM

Project # WO# : 92586178

92586178

Courier: ☐ Commercial ☐ Fed Ex ☐ Pace ☐ UPS ☐ USPS ☐ Other: ☑ Client

Custody Seal Present? ☐ Yes ☑ No Seals Intact? ☐ Yes ☑ No

Date/Initials Person Examining Contents: MS 2-4-22

Packing Material: ☐ Bubble Wrap ☑ Bubble Bags ☐ None ☐ Other

Biological Tissue Frozen? ☐ Yes ☐ No ☑ N/A

Thermometer: ☑ IR Gun ID: 82T064

Type of Ice: ☐ Wet ☐ Blue ☐ None

Cooler Temp: 17.2,2.5 Correction Factor: Add/Subtract (°C) 0

Cooler Temp Corrected (°C): 17.2,2.5

Temp should be above freezing to 6°C
☐ Samples out of temp criteria. Samples on ice, cooling process has begun

USDA Regulated Soil (☑ N/A, water sample)

Did samples originate in a quarantine zone within the United States: CA, NY, or SC (check maps)? ☐ Yes ☐ No

Did samples originate from a foreign source (internationally, including Hawaii and Puerto Rico)? ☐ Yes ☐ No

				Comments/Discrepancy:
Chain of Custody Present?	☑ Yes	☐ No	☐ N/A	1.
Samples Arrived within Hold Time?	☑ Yes	☐ No	☐ N/A	2.
Short Hold Time Analysis (<72 hr.)?	☐ Yes	☑ No	☐ N/A	3.
Rush Turn Around Time Requested?	☐ Yes	☑ No	☐ N/A	4.
Sufficient Volume?	☑ Yes	☐ No	☐ N/A	5.
Correct Containers Used?	☑ Yes	☐ No	☐ N/A	6.
-Pace Containers Used?	☑ Yes	☐ No	☐ N/A	
Containers Intact?	☑ Yes	☐ No	☐ N/A	7.
Dissolved analysis: Samples Field Filtered?	☐ Yes	☐ No	☑ N/A	8.
Sample Labels Match COC?	☑ Yes	☐ No	☐ N/A	9.
-Includes Date/Time/ID/Analysis Matrix: WT				
Headspace in VOA Vials (>5-6mm)?	☐ Yes	☑ No	☐ N/A	10.
Trip Blank Present?	☐ Yes	☑ No	☐ N/A	11.
Trip Blank Custody Seals Present?	☐ Yes	☐ No	☑ N/A	

COMMENTS/SAMPLE DISCREPANCY

No trip blanks received

Field Data Required? ☐ Yes ☐ No

Lot ID of split containers:

CLIENT NOTIFICATION/RESOLUTION

Person contacted: Date/Time:

Project Manager SCURF Review: BV Date: 2/7/22

Project Manager SRF Review: BV Date: 2/7/22

***Check mark top half of box if pH and/or dechlorination is verified and within the acceptance range for preservation samples.**

Exceptions: VOA, Coliform, TOC, Oil and Grease, DRO/8015 (water) DOC, LLHg

****Bottom half of box is to list number of bottles**

Project # WO#: 92586178

PM: BV Due Date: 02/09/22

CLIENT: 92-AECOM CHA

Item#	BP4U-125 mL Plastic Unpreserved (N/A) (Cl-)	BP3U-250 mL Plastic Unpreserved (N/A)	BP2U-500 mL Plastic Unpreserved (N/A)	BP1U-1 liter Plastic Unpreserved (N/A)	BP4S-125 mL Plastic H2SO4 (pH < 2) (Cl-)	BP3N-250 mL plastic HNO3 (pH < 2)	BP4Z-125 mL Plastic ZN Acetate & NaOH (>9)	BP4B-125 mL Plastic NaOH (pH > 12) (Cl-)	WGFU-Wide-mouthed Glass jar Unpreserved	AG1U-1 liter Amber Unpreserved (N/A) (Cl-)	AG1H-1 liter Amber HCl (pH < 2)	AG3U-250 mL Amber Unpreserved (N/A) (Cl-)	AG1S-1 liter Amber H2SO4 (pH < 2)	AG3S-250 mL Amber H2SO4 (pH < 2)	AG3A(DG3A)-250 mL Amber NH4Cl (N/A)(Cl-)	DG9H-40 mL VOA HCl (N/A)	VG9T-40 mL VOA Na2S2O3 (N/A)	VG9U-40 mL VOA Unpreserved (N/A)	DG9P-40 mL VOA H3PO4 (N/A)	VOAK (3 vials per kit)-5035 kit (N/A)	V/GK(3 vials per kit)-VPH/Gas kit (N/A)	SP5T-125 mL Sterile Plastic (N/A – lab)	SP2T-250 mL Sterile Plastic (N/A – lab)		BP3A-250 mL Plastic (NH2)2SO4 (9.3–9.7)	AG0U-100 mL Amber Unpreserved vials (N/A)	VSGU-20 mL Scintillation vials (N/A)	DG9U-40 mL Amber Unpreserved vials (N/A)
1						X										X													
2						X										X													
3						X										X													
4						X										X													
5						X										X													
6						X										X													
7						X										X													
8						X										X													
9						X										X													
10						X										X													
11						X										X													
12						X										X													

pH Adjustment Log for Preserved Samples

Sample ID	Type of Preservative	pH upon receipt	Date preservation adjusted	Time preservation adjusted	Amount of Preservative added	Lot #

Note: Whenever there is a discrepancy affecting North Carolina compliance samples, a copy of this form will be sent to the North Carolina DEHNR Certification Office (i.e. Out of hold, incorrect preservative, out of temp, incorrect containers.

***Check mark top half of box if pH and/or dechlorination is verified and within the acceptance range for preservation samples.**

Exceptions: VOA, Coliform, TOC, Oil and Grease, DRO/8015 (water) DOC, LLHg

****Bottom half of box is to list number of bottles**

Project # **WO# : 92586178**

PM: BV Due Date: 02/09/22

CLIENT: 92-AECOM CHA

Item#	BP4U-125 mL Plastic Unpreserved (N/A) (Cl-)	BP3U-250 mL Plastic Unpreserved (N/A)	BP2U-500 mL Plastic Unpreserved (N/A)	BP1U-1 liter Plastic Unpreserved (N/A)	BP4S-125 mL Plastic H2SO4 (pH < 2) (Cl-)	BP3N-250 mL plastic HNO3 (pH < 2)	BP4Z-125 mL Plastic ZN Acetate & NaOH (>9)	BP4B-125 mL Plastic NaOH (pH > 12) (Cl-)	WGFU-Wide-mouthed Glass jar Unpreserved	AG1U-1 liter Amber Unpreserved (N/A) (Cl-)	AG1H-1 liter Amber HCl (pH < 2)	AG3U-250 mL Amber Unpreserved (N/A) (Cl-)	AG1S-1 liter Amber H2SO4 (pH < 2)	AG3S-250 mL Amber H2SO4 (pH < 2)	AG3A(DG3A)-250 mL Amber NH4Cl (N/A)(Cl-)	DG9H-40 mL VOA HCl (N/A)	VG9T-40 mL VOA Na2S2O3 (N/A)	VG9U-40 mL VOA Unpreserved (N/A)	DG9P-40 mL VOA H3PO4 (N/A)	VOAK (3 vials per kit)-5035 kit (N/A)	V/GK (3 vials per kit)-VPH/Gas kit (N/A)	SP5T-125 mL Sterile Plastic (N/A – lab)	SP2T-250 mL Sterile Plastic (N/A – lab)		BP3A-250 mL Plastic (NH2)2SO4 (9.3-9.7)	AG0U-100 mL Amber Unpreserved vials (N/A)	VSGU-20 mL Scintillation vials (N/A)	DG9U-40 mL Amber Unpreserved vials (N/A)
1	\				\	1	\	\			\		\	\	\	7									\	\			
2	\				\	1	\	\			\		\	\	\	7									\	\			
3	\				\	1	\	\			\		\	\	\	7									\	\			
4	\				\	1	\	\			\		\	\	\	7									\	\			
5	\				\	1	\	\			\		\	\	\	7									\	\			
6	\				\	1	\	\			\		\	\	\	7									\	\			
7	\				\	1	\	\			\		\	\	\	7									\	\			
8	\				\	1	\	\			\		\	\	\	7									\	\			
9	\				\	1	\	\			\		\	\	\	7									\	\			
10	\				\	1	\	\			\		\	\	\	7									\	\			
11	\				\	1	\	\			\		\	\	\	7									\	\			
12	\				\	1	\	\			\		\	\	\	7									\	\			

pH Adjustment Log for Preserved Samples

Sample ID	Type of Preservative	pH upon receipt	Date preservation adjusted	Time preservation adjusted	Amount of Preservative added	Lot #

Note: Whenever there is a discrepancy affecting North Carolina compliance samples, a copy of this form will be sent to the North Carolina DEHNR Certification Office (i.e. Out of hold, incorrect preservative, out of temp, incorrect containers.

***Check mark top half of box if pH and/or dechlorination is verified and within the acceptance range for preservation samples.**

Exceptions: VOA, Coliform, TOC, Oil and Grease, DRO/8015 (water) DOC, LLHg

****Bottom half of box is to list number of bottles**

Project **WO# : 92586178**

PM: BV Due Date: 02/09/22

CLIENT: 92-AECOM CHA

Item#	BP4U-125 mL Plastic Unpreserved (N/A) (Cl-)	BP3U-250 mL Plastic Unpreserved (N/A)	BP2U-500 mL Plastic Unpreserved (N/A)	BP1U-1 liter Plastic Unpreserved (N/A)	BP4S-125 mL Plastic H2SO4 (pH < 2) (Cl-)	BP3N-250 mL plastic HNO3 (pH < 2)	BP4Z-125 mL Plastic ZN Acetate & NaOH (>9)	BP4B-125 mL Plastic NaOH (pH > 12) (Cl-)	WGFU-Wide-mouthed Glass jar Unpreserved	AG1U-1 liter Amber Unpreserved (N/A) (Cl-)	AG1H-1 liter Amber HCl (pH < 2)	AG3U-250 mL Amber Unpreserved (N/A) (Cl-)	AG1S-1 liter Amber H2SO4 (pH < 2)	AG3S-250 mL Amber H2SO4 (pH < 2)	AG3A(DG3A)-250 mL Amber NH4Cl (N/A)(Cl-)	DG9H-40 mL VOA HCl (N/A)	VG9T-40 mL VOA Na2S2O3 (N/A)	VG9U-40 mL VOA Unpreserved (N/A)	DG9P-40 mL VOA H3PO4 (N/A)	VOAK (3 vials per kit)-5035 kit (N/A)	V/GK(3 vials per kit)-VPH/Gas kit (N/A)	SP5T-125 mL Sterile Plastic (N/A – lab)	SP2T-250 mL Sterile Plastic (N/A – lab)		BP3A-250 mL Plastic (NH2)2SO4 (9.3-9.7)	AGOU-100 mL Amber Unpreserved vials (N/A)	VSGU-20 mL Scintillation vials (N/A)	DG9U-40 mL Amber Unpreserved vials (N/A)
1						1										7													
2						1										7													
3																7													
4																7													
5																													
6																													
7																													
8																													
9																													
10																													
11																													
12																													

pH Adjustment Log for Preserved Samples

Sample ID	Type of Preservative	pH upon receipt	Date preservation adjusted	Time preservation adjusted	Amount of Preservative added	Lot #

Note: Whenever there is a discrepancy affecting North Carolina compliance samples, a copy of this form will be sent to the North Carolina DEHNR Certification Office (i.e. Out of hold, incorrect preservative, out of temp, incorrect containers.

Pace Analytical
WWW.PACELABS.COM

CHAIN-OF-CUSTODY / Analytical Request Document

The Chain-of-Custody is a LEGAL DOCUMENT. All relevant fields must be completed accurately.

Submitting a sample via this chain of custody constitutes acknowledgment and acceptance of the Pace Terms and Conditions found at https://info.pacelabs.com/hubfs/pas-standard-terms.pdf

Page: 1 Of 3

Section A Required Client Information:		Section B Required Project Information:		Section C Invoice Information:	
Company:	AECOM	Report To:	Andy Wreschnig	Attention:	
Address:	6000 Fairview Road	Copy To:		Company Name:	
	Suite 200, Charlotte, NC 28210			Address:	
Email:	andrew.wreschnig@aecom.com	Purchase Order #:		Pace Quote:	60639876
Phone:	(704)716-0757 Fax:	Project Name:	CPC Huntersville-60639876	Pace Project Manager:	bonnie.vang@pacelabs.com
Requested Due Date:	STD	Project #:		Pace Profile #:	8458

ITEM #	SAMPLE ID (One Character per box. (A-Z, 0-9 / , -) Sample Ids must be unique)	MATRIX CODE (see valid codes to left)	SAMPLE TYPE (G=GRAB C=COMP)	COLLECTED START DATE	COLLECTED START TIME	COLLECTED END DATE	COLLECTED END TIME	SAMPLE TEMP AT COLLECTION	# OF CONTAINERS	Preservatives: Unpreserved	H2SO4	HNO3	HCl	NaOH	Na2S2O3	Methanol	Other	Analyses Test Y/N	8260B	VPH	6010-Pb	Acetonitrile by 8015	TRIP BLANK	DI Water	Residual Chlorine (Y/N)	12586178
1	MW-92	WT	G	2/3/22	1320				6			X	X						X	X	X					01
2	MW-09				1415																					02
3	MW-52				1430																					03
4	MW-71				1440																					04
5	MW-95				1450																					05
6	MW-15				1505																					06
7	MW-96				1615																					07
8	EB-1-20220203				1600																					08
9	MW-61D				1645																					09
10	MW-69				1520																					010
11	EB-2-20220203				1700																					011
12	MW-43				1505																					012

ADDITIONAL COMMENTS	RELINQUISHED BY / AFFILIATION	DATE	TIME	ACCEPTED BY / AFFILIATION	DATE	TIME	SAMPLE CONDITIONS
	Mike deKozlowski/AECOM	2/3/22	1745	MD CPace NC	2-3-22	1745	1.7
							2.2
							2.5

SAMPLER NAME AND SIGNATURE

PRINT Name of SAMPLER: Mike deKozlowski

SIGNATURE of SAMPLER: Mike deKozlowski DATE Signed: 2/3/22

TEMP in C	Received on Ice (Y/N)	Custody Sealed Cooler (Y/N)	Samples Intact (Y/N)
	Y	N	Y

Pace Analytical
WWW.PACELABS.COM

CHAIN-OF-CUSTODY / Analytical Request Document

The Chain-of-Custody is a LEGAL DOCUMENT. All relevant fields must be completed accurately.

Submitting a sample via this chain of custody constitutes acknowledgment and acceptance of the Pace Terms and Conditions found at https://info.pacelabs.com/hubfs/pas-standard-terms.pdf

Page: 2 Of 3

Section A Required Client Information:		Section B Required Project Information:		Section C Invoice Information:	
Company:	AECOM	Report To:	Andy Wreschnig	Attention:	
Address:	6000 Fairview Road	Copy To:		Company Name:	
Suite 200, Charlotte, NC 28210				Address:	
Email:	andrew.wreschnig@aecom.com	Purchase Order #:		Pace Quote:	60639876
Phone:	(704)716-0757 Fax	Project Name:	CPC Huntersville-60639876	Pace Project Manager:	bonnie.vang@pacelabs.com,
Requested Due Date:	STD	Project #:		Pace Profile #:	8458

Regulatory Agency:

State / Location: NC

ITEM #	SAMPLE ID (One Character per box. (A-Z, 0-9 / , -) Sample Ids must be unique)	MATRIX CODE (see valid codes to left)	SAMPLE TYPE (G=GRAB C=COMP)	COLLECTED START DATE	COLLECTED START TIME	COLLECTED END DATE	COLLECTED END TIME	SAMPLE TEMP AT COLLECTION	# OF CONTAINERS	Unpreserved	H2SO4	HNO3	HCl	NaOH	Na2S2O3	Methanol	Other	Analyses Test Y/N	6200B	VPH	6010-Pb	n-butanol by 8015	Trip BLANK	DI Water	Residual Chlorine (Y/N)	92586178
1	MW-D1	WT	G	2/3/22	1020				8			X	X						X	X	X					013
2	MW-02				1040																					014
3	MW-04				1035																					015
4	MW-04D				1055																					016
5	MW-58				1100																					017
6	MW-06				1135																					018
7	MW-30				1220																					019
8	MW-12				1245																					020
9	MW-88				1305																					021
10	MW-59				1230																					022
11	MW-93				1245																					023
12	MW-36DR				1305																					024

ADDITIONAL COMMENTS	RELINQUISHED BY / AFFILIATION	DATE	TIME	ACCEPTED BY / AFFILIATION	DATE	TIME	SAMPLE CONDITIONS			
	[signature] / AECOM			MD [signature]	2/3/22	1745	7	Y	N	Y
							2.2			
							2.5			
							TEMP in C	Received on Ice (Y/N)	Custody Sealed Cooler (Y/N)	Samples Intact (Y/N)

SAMPLER NAME AND SIGNATURE

PRINT Name of SAMPLER: Mike de Kozlowski

SIGNATURE of SAMPLER: [signature] DATE Signed: 2/3/22

Pace Analytical
WWW.PACELABS.COM

CHAIN-OF-CUSTODY / Analytical Request Document

The Chain-of-Custody is a LEGAL DOCUMENT. All relevant fields must be completed accurately.

Submitting a sample via this chain of custody constitutes acknowledgment and acceptance of the Pace Terms and Conditions found at https://info.pacelabs.com/hubfs/pas-standard-terms.pdf.

Page : 3 1 Of 3 1

Section A Required Client Information:		Section B Required Project Information:		Section C Invoice Information:	
Company:	AECOM	Report To:	Andy Wreschnig	Attention:	
Address:	6000 Fairview Road	Copy To:		Company Name:	
	Suite 200, Charlotte, NC 28210			Address:	
Email:	andrew.wreschnig@aecom.com	Purchase Order #:		Pace Quote:	60639876
Phone:	(704)716-0797 Fax	Project Name:	CPC Huntersville-60639876	Pace Project Manager:	bonnie.vang@pacelabs.com,
Requested Due Date:	STD	Project #:		Pace Profile #:	8458

Regulatory Agency: —

State / Location: NC

Requested Analysis Filtered (Y/N)

ITEM #	SAMPLE ID (One Character per box. (A-Z, 0-9 / , -) Sample Ids must be unique)	MATRIX CODE (see valid codes to left)	SAMPLE TYPE (G=GRAB C=COMP)	COLLECTED START DATE	COLLECTED START TIME	COLLECTED END DATE	COLLECTED END TIME	SAMPLE TEMP AT COLLECTION	# OF CONTAINERS	Preservatives: Unpreserved	H2SO4	HNO3	HCl	NaOH	Na2S2O3	Methanol	Other	Analyses Test Y/N	8260B	VPH	8010-Pb	n-butanol by 8015	Trip BLANK	DI Water	Residual Chlorine (Y/N)	92586178
1	Dup-1-20220203	WT	G	2/3/22	—				8			X	X						X	X	X					025
2	Dup-2-20220203	"	"	"	—				8			X	X						X	X	X					026
3	FB-1-20220203	"	"	"	1610				7				X						X	X						027
4	FB-2-20220203	"	"	"	1700				7				X						X	X						028
5	Trip Blank	—	—	—	—																		X			029
6																											
7																											
8																											
9																											
10																											
11																											
12																											

MATRIX CODE: Drinking Water DW; Water WT; Waste Water WW; Product P; Soil/Solid SL; Oil OL; Wipe WP; Air AR; Other OT; Tissue TS

ADDITIONAL COMMENTS	RELINQUISHED BY / AFFILIATION	DATE	TIME	ACCEPTED BY / AFFILIATION	DATE	TIME	SAMPLE CONDITIONS: TEMP in C	Received on Ice (Y/N)	Custody Sealed Cooler (Y/N)	Samples Intact (Y/N)
	[signature] / AECOM	2/3/22	1745	[signature]	2-3-22	1745	2.7	Y	N	Y
							2.2			
							2.5			

SAMPLER NAME AND SIGNATURE

PRINT Name of SAMPLER: Mike de Kozlowski

SIGNATURE of SAMPLER: [signature] DATE Signed: 2/3/22

Pace Analytical Services, LLC
9800 Kincey Ave. Suite 100
Huntersville, NC 28078
(704)875-9092

January 25, 2022

Andrew Street
Apex Companies - NC
5900 Northwoods Business Pkwy
Suite 5900-0
Charlotte, NC 28269

RE: Project: 2020-L1-2448 Incident
Pace Project No.: 92583313

Dear Andrew Street:

Enclosed are the analytical results for sample(s) received by the laboratory on January 19, 2022. The results relate only to the samples included in this report. Results reported herein conform to the applicable TNI/NELAC Standards and the laboratory's Quality Manual, where applicable, unless otherwise noted in the body of the report.

The test results provided in this final report were generated by each of the following laboratories within the Pace Network:

- Pace Analytical Services - Asheville
- Pace Analytical Services - Charlotte

If you have any questions concerning this report, please feel free to contact me.

Sincerely,

Angela M. Baioni

Angela Baioni
angela.baioni@pacelabs.com
(704)875-9092
Project Manager

Enclosures

cc: J Culbreath, Colonial Pipeline Company
Naomi Fretz, APEX Companies, LLC
Robert Hughes, Colonial Pipeline
Cameron Lee, Montrose-EPS
Jamie Moran, APEX Companies, LLC
Jeff Morrison, Colonial Pipeline Company
Tom Naumann, APEX Companies - NC
Joe Nicolette, Montrose-EPS
Kaitlyn Nootens, Apex Companies
Christopher Schultz, Apex Companies
Matt Teixeira, Apex Companies, LLC
Michael Verdon, Colonial Pipeline Company
JM Wyatt, Colonial Pipeline Company

REPORT OF LABORATORY ANALYSIS

This report shall not be reproduced, except in full,
without the written consent of Pace Analytical Services, LLC.

Pace Analytical Services, LLC
9800 Kincey Ave. Suite 100
Huntersville, NC 28078
(704)875-9092

CERTIFICATIONS

Project: 2020-L1-2448 Incident
Pace Project No.: 92583313

Pace Analytical Services Charlotte

South Carolina Laboratory ID: 99006
9800 Kincey Ave. Ste 100, Huntersville, NC 28078
North Carolina Drinking Water Certification #: 37706
North Carolina Field Services Certification #: 5342
North Carolina Wastewater Certification #: 12
South Carolina Laboratory ID: 99006
South Carolina Certification #: 99006001
South Carolina Drinking Water Cert. #: 99006003
Florida/NELAP Certification #: E87627
Kentucky UST Certification #: 84
Louisiana DoH Drinking Water #: LA029
Virginia/VELAP Certification #: 460221

Pace Analytical Services Asheville

2225 Riverside Drive, Asheville, NC 28804
Florida/NELAP Certification #: E87648
North Carolina Drinking Water Certification #: 37712
North Carolina Wastewater Certification #: 40
South Carolina Laboratory ID: 99030
South Carolina Certification #: 99030001
Virginia/VELAP Certification #: 460222

This report shall not be reproduced, except in full,
without the written consent of Pace Analytical Services, LLC.

Pace Analytical Services, LLC
9800 Kincey Ave. Suite 100
Huntersville, NC 28078
(704)875-9092

SAMPLE SUMMARY

Project: 2020-L1-2448 Incident
Pace Project No.: 92583313

Lab ID	Sample ID	Matrix	Date Collected	Date Received
92583313001	**13835_AC_RD**	Water	01/19/22 10:55	01/19/22 12:08

This report shall not be reproduced, except in full,
without the written consent of Pace Analytical Services, LLC.

Pace Analytical Services, LLC
9800 Kincey Ave. Suite 100
Huntersville, NC 28078
(704)875-9092

SAMPLE ANALYTE COUNT

Project: 2020-L1-2448 Incident
Pace Project No.: 92583313

Lab ID	Sample ID	Method	Analysts	Analytes Reported	Laboratory
92583313001	**13835_AC_RD**	MADEP VPH	MAD	6	PASI-C
		EPA 6010D	CBV	1	PASI-A
		SM 6200B	SAS	64	PASI-C

PASI-A = Pace Analytical Services - Asheville
PASI-C = Pace Analytical Services - Charlotte

This report shall not be reproduced, except in full,
without the written consent of Pace Analytical Services, LLC.

Pace Analytical Services, LLC
9800 Kincey Ave. Suite 100
Huntersville, NC 28078
(704)875-9092

ANALYTICAL RESULTS

Project: 2020-L1-2448 Incident
Pace Project No.: 92583313

Sample: 13835_AC_RD **Lab ID: 92583313001** Collected: 01/19/22 10:55 Received: 01/19/22 12:08 Matrix: Water

Parameters	Results	Units	Report Limit	MDL	DF	Prepared	Analyzed	CAS No.	Qual
VPH NC Water	Analytical Method: MADEP VPH Pace Analytical Services - Charlotte								
Total VPH (C5-C12)	ND	ug/L	50.0	50.0	1		01/24/22 17:47		N2
Aliphatic (C05-C08)	ND	ug/L	50.0	50.0	1		01/24/22 17:47		N2
Aliphatic(C09-C12) Adjusted	ND	ug/L	50.0	50.0	1		01/24/22 17:47		N2
Aromatic (C09-C10)	ND	ug/L	50.0	50.0	1		01/24/22 17:47		N2
Surrogates									
4-Bromofluorobenzene (FID) (S)	98	%	70-130		1		01/24/22 17:47	460-00-4	
4-Bromofluorobenzene (PID) (S)	97	%	70-130		1		01/24/22 17:47	460-00-4	
6010 MET ICP	Analytical Method: EPA 6010D Preparation Method: EPA 3010A Pace Analytical Services - Asheville								
Lead	ND	ug/L	5.0	4.5	1	01/22/22 00:50	01/24/22 22:22	7439-92-1	
6200B MSV	Analytical Method: SM 6200B Pace Analytical Services - Charlotte								
Benzene	ND	ug/L	0.50	0.34	1		01/20/22 18:20	71-43-2	
Bromobenzene	ND	ug/L	0.50	0.29	1		01/20/22 18:20	108-86-1	
Bromochloromethane	ND	ug/L	0.50	0.47	1		01/20/22 18:20	74-97-5	
Bromodichloromethane	ND	ug/L	0.50	0.31	1		01/20/22 18:20	75-27-4	
Bromoform	ND	ug/L	0.50	0.34	1		01/20/22 18:20	75-25-2	
Bromomethane	ND	ug/L	5.0	1.7	1		01/20/22 18:20	74-83-9	
n-Butylbenzene	ND	ug/L	0.50	0.49	1		01/20/22 18:20	104-51-8	
sec-Butylbenzene	ND	ug/L	0.50	0.40	1		01/20/22 18:20	135-98-8	
tert-Butylbenzene	ND	ug/L	0.50	0.32	1		01/20/22 18:20	98-06-6	
Carbon tetrachloride	ND	ug/L	0.50	0.33	1		01/20/22 18:20	56-23-5	
Chlorobenzene	ND	ug/L	0.50	0.28	1		01/20/22 18:20	108-90-7	
Chloroethane	ND	ug/L	1.0	0.65	1		01/20/22 18:20	75-00-3	
Chloroform	**0.49J**	ug/L	0.50	0.35	1		01/20/22 18:20	67-66-3	
Chloromethane	ND	ug/L	1.0	0.54	1		01/20/22 18:20	74-87-3	
2-Chlorotoluene	ND	ug/L	0.50	0.32	1		01/20/22 18:20	95-49-8	
4-Chlorotoluene	ND	ug/L	0.50	0.32	1		01/20/22 18:20	106-43-4	
1,2-Dibromo-3-chloropropane	ND	ug/L	1.0	0.34	1		01/20/22 18:20	96-12-8	
Dibromochloromethane	ND	ug/L	0.50	0.36	1		01/20/22 18:20	124-48-1	
1,2-Dibromoethane (EDB)	ND	ug/L	0.50	0.27	1		01/20/22 18:20	106-93-4	
Dibromomethane	ND	ug/L	0.50	0.39	1		01/20/22 18:20	74-95-3	
1,2-Dichlorobenzene	ND	ug/L	0.50	0.34	1		01/20/22 18:20	95-50-1	
1,3-Dichlorobenzene	ND	ug/L	0.50	0.34	1		01/20/22 18:20	541-73-1	
1,4-Dichlorobenzene	ND	ug/L	0.50	0.33	1		01/20/22 18:20	106-46-7	
Dichlorodifluoromethane	ND	ug/L	0.50	0.35	1		01/20/22 18:20	75-71-8	
1,1-Dichloroethane	ND	ug/L	0.50	0.37	1		01/20/22 18:20	75-34-3	
1,2-Dichloroethane	ND	ug/L	0.50	0.32	1		01/20/22 18:20	107-06-2	
1,1-Dichloroethene	ND	ug/L	0.50	0.35	1		01/20/22 18:20	75-35-4	
cis-1,2-Dichloroethene	ND	ug/L	0.50	0.38	1		01/20/22 18:20	156-59-2	
trans-1,2-Dichloroethene	ND	ug/L	0.50	0.40	1		01/20/22 18:20	156-60-5	
1,2-Dichloropropane	ND	ug/L	0.50	0.36	1		01/20/22 18:20	78-87-5	
1,3-Dichloropropane	ND	ug/L	0.50	0.28	1		01/20/22 18:20	142-28-9	

REPORT OF LABORATORY ANALYSIS

This report shall not be reproduced, except in full,
without the written consent of Pace Analytical Services, LLC.

Pace Analytical Services, LLC
9800 Kincey Ave. Suite 100
Huntersville, NC 28078
(704)875-9092

ANALYTICAL RESULTS

Project: 2020-L1-2448 Incident
Pace Project No.: 92583313

Sample: 13835_AC_RD **Lab ID: 92583313001** Collected: 01/19/22 10:55 Received: 01/19/22 12:08 Matrix: Water

Parameters	Results	Units	Report Limit	MDL	DF	Prepared	Analyzed	CAS No.	Qual
6200B MSV	Analytical Method: SM 6200B Pace Analytical Services - Charlotte								
2,2-Dichloropropane	ND	ug/L	0.50	0.39	1		01/20/22 18:20	594-20-7	
1,1-Dichloropropene	ND	ug/L	0.50	0.43	1		01/20/22 18:20	563-58-6	
cis-1,3-Dichloropropene	ND	ug/L	0.50	0.36	1		01/20/22 18:20	10061-01-5	
trans-1,3-Dichloropropene	ND	ug/L	0.50	0.36	1		01/20/22 18:20	10061-02-6	
Diisopropyl ether	ND	ug/L	0.50	0.31	1		01/20/22 18:20	108-20-3	
Ethanol	ND	ug/L	200	72.2	1		01/20/22 18:20	64-17-5	
Ethylbenzene	ND	ug/L	0.50	0.30	1		01/20/22 18:20	100-41-4	
Hexachloro-1,3-butadiene	ND	ug/L	2.0	1.5	1		01/20/22 18:20	87-68-3	
Isopropylbenzene (Cumene)	ND	ug/L	0.50	0.33	1		01/20/22 18:20	98-82-8	
Methylene Chloride	ND	ug/L	2.0	2.0	1		01/20/22 18:20	75-09-2	
Methyl-tert-butyl ether	ND	ug/L	0.50	0.42	1		01/20/22 18:20	1634-04-4	
Naphthalene	ND	ug/L	2.0	0.64	1		01/20/22 18:20	91-20-3	
n-Propylbenzene	ND	ug/L	0.50	0.34	1		01/20/22 18:20	103-65-1	
Styrene	ND	ug/L	0.50	0.29	1		01/20/22 18:20	100-42-5	
1,1,1,2-Tetrachloroethane	ND	ug/L	0.50	0.31	1		01/20/22 18:20	630-20-6	
1,1,2,2-Tetrachloroethane	ND	ug/L	0.50	0.22	1		01/20/22 18:20	79-34-5	
Tetrachloroethene	ND	ug/L	0.50	0.29	1		01/20/22 18:20	127-18-4	
Toluene	ND	ug/L	0.50	0.48	1		01/20/22 18:20	108-88-3	
1,2,3-Trichlorobenzene	ND	ug/L	2.0	0.81	1		01/20/22 18:20	87-61-6	
1,2,4-Trichlorobenzene	ND	ug/L	2.0	0.64	1		01/20/22 18:20	120-82-1	
1,1,1-Trichloroethane	ND	ug/L	0.50	0.33	1		01/20/22 18:20	71-55-6	
1,1,2-Trichloroethane	ND	ug/L	0.50	0.32	1		01/20/22 18:20	79-00-5	
Trichloroethene	ND	ug/L	0.50	0.38	1		01/20/22 18:20	79-01-6	
Trichlorofluoromethane	ND	ug/L	1.0	0.30	1		01/20/22 18:20	75-69-4	
1,2,3-Trichloropropane	ND	ug/L	0.50	0.26	1		01/20/22 18:20	96-18-4	
1,2,4-Trimethylbenzene	ND	ug/L	0.50	0.50	1		01/20/22 18:20	95-63-6	
1,3,5-Trimethylbenzene	ND	ug/L	0.50	0.33	1		01/20/22 18:20	108-67-8	
Vinyl chloride	ND	ug/L	1.0	0.39	1		01/20/22 18:20	75-01-4	
m&p-Xylene	ND	ug/L	1.0	0.71	1		01/20/22 18:20	179601-23-1	
o-Xylene	ND	ug/L	0.50	0.34	1		01/20/22 18:20	95-47-6	
Surrogates									
1,2-Dichloroethane-d4 (S)	100	%	70-130		1		01/20/22 18:20	17060-07-0	
4-Bromofluorobenzene (S)	98	%	70-130		1		01/20/22 18:20	460-00-4	
Toluene-d8 (S)	100	%	70-130		1		01/20/22 18:20	2037-26-5	

REPORT OF LABORATORY ANALYSIS

This report shall not be reproduced, except in full,
without the written consent of Pace Analytical Services, LLC.

Pace Analytical Services, LLC
9800 Kincey Ave. Suite 100
Huntersville, NC 28078
(704)875-9092

QUALITY CONTROL DATA

Project: 2020-L1-2448 Incident
Pace Project No.: 92583313

QC Batch: 673502
QC Batch Method: MADEP VPH
Analysis Method: MADEP VPH
Analysis Description: VPH NC Water
Laboratory: Pace Analytical Services - Charlotte
Associated Lab Samples: 92583313001

METHOD BLANK: 3525462 Matrix: Water
Associated Lab Samples: 92583313001

Parameter	Units	Blank Result	Reporting Limit	MDL	Analyzed	Qualifiers
Aliphatic (C05-C08)	ug/L	ND	50.0	50.0	01/24/22 15:50	N2
Aromatic (C09-C10)	ug/L	ND	50.0	50.0	01/24/22 15:50	N2
4-Bromofluorobenzene (FID) (S)	%	99	70-130		01/24/22 15:50	
4-Bromofluorobenzene (PID) (S)	%	101	70-130		01/24/22 15:50	

LABORATORY CONTROL SAMPLE & LCSD: 3525463 3525464

Parameter	Units	Spike Conc.	LCS Result	LCSD Result	LCS % Rec	LCSD % Rec	% Rec Limits	RPD	Max RPD	Qualifiers
Aliphatic (C05-C08)	ug/L	300	317	342	106	114	70-130	8	25	N2
Aromatic (C09-C10)	ug/L	100	112	112	112	112	70-130	0	25	N2
4-Bromofluorobenzene (FID) (S)	%				100	103	70-130			
4-Bromofluorobenzene (PID) (S)	%				97	99	70-130			

Results presented on this page are in the units indicated by the "Units" column except where an alternate unit is presented to the right of the result.

REPORT OF LABORATORY ANALYSIS

This report shall not be reproduced, except in full,
without the written consent of Pace Analytical Services, LLC.

Pace Analytical Services, LLC
9800 Kincey Ave. Suite 100
Huntersville, NC 28078
(704)875-9092

QUALITY CONTROL DATA

Project: 2020-L1-2448 Incident
Pace Project No.: 92583313

QC Batch: 673217
QC Batch Method: EPA 3010A
Analysis Method: EPA 6010D
Analysis Description: 6010 MET
Laboratory: Pace Analytical Services - Asheville
Associated Lab Samples: 92583313001

METHOD BLANK: 3524077 Matrix: Water
Associated Lab Samples: 92583313001

Parameter	Units	Blank Result	Reporting Limit	MDL	Analyzed	Qualifiers
Lead	ug/L	ND	5.0	4.5	01/24/22 22:01	

LABORATORY CONTROL SAMPLE: 3524078

Parameter	Units	Spike Conc.	LCS Result	LCS % Rec	% Rec Limits	Qualifiers
Lead	ug/L	500	502	100	80-120	

MATRIX SPIKE & MATRIX SPIKE DUPLICATE: 3524079 3524080

Parameter	Units	92583313001 Result	MS Spike Conc.	MSD Spike Conc.	MS Result	MSD Result	MS % Rec	MSD % Rec	% Rec Limits	RPD	Max RPD	Qual
Lead	ug/L	ND	500	500	462	460	92	91	75-125	0	20	

Results presented on this page are in the units indicated by the "Units" column except where an alternate unit is presented to the right of the result.

REPORT OF LABORATORY ANALYSIS

This report shall not be reproduced, except in full,
without the written consent of Pace Analytical Services, LLC.

Pace Analytical Services, LLC
9800 Kincey Ave. Suite 100
Huntersville, NC 28078
(704)875-9092

QUALITY CONTROL DATA

Project: 2020-L1-2448 Incident
Pace Project No.: 92583313

QC Batch: 672663
QC Batch Method: SM 6200B
Analysis Method: SM 6200B
Analysis Description: 6200B MSV
Laboratory: Pace Analytical Services - Charlotte

Associated Lab Samples: 92583313001

METHOD BLANK: 3521112 Matrix: Water
Associated Lab Samples: 92583313001

Parameter	Units	Blank Result	Reporting Limit	MDL	Analyzed	Qualifiers
1,1,1,2-Tetrachloroethane	ug/L	ND	0.50	0.31	01/20/22 12:20	
1,1,1-Trichloroethane	ug/L	ND	0.50	0.33	01/20/22 12:20	
1,1,2,2-Tetrachloroethane	ug/L	ND	0.50	0.22	01/20/22 12:20	
1,1,2-Trichloroethane	ug/L	ND	0.50	0.32	01/20/22 12:20	
1,1-Dichloroethane	ug/L	ND	0.50	0.37	01/20/22 12:20	
1,1-Dichloroethene	ug/L	ND	0.50	0.35	01/20/22 12:20	
1,1-Dichloropropene	ug/L	ND	0.50	0.43	01/20/22 12:20	
1,2,3-Trichlorobenzene	ug/L	ND	2.0	0.81	01/20/22 12:20	
1,2,3-Trichloropropane	ug/L	ND	0.50	0.26	01/20/22 12:20	
1,2,4-Trichlorobenzene	ug/L	ND	2.0	0.64	01/20/22 12:20	
1,2,4-Trimethylbenzene	ug/L	ND	0.50	0.50	01/20/22 12:20	
1,2-Dibromo-3-chloropropane	ug/L	ND	1.0	0.34	01/20/22 12:20	
1,2-Dibromoethane (EDB)	ug/L	ND	0.50	0.27	01/20/22 12:20	
1,2-Dichlorobenzene	ug/L	ND	0.50	0.34	01/20/22 12:20	
1,2-Dichloroethane	ug/L	ND	0.50	0.32	01/20/22 12:20	
1,2-Dichloropropane	ug/L	ND	0.50	0.36	01/20/22 12:20	
1,3,5-Trimethylbenzene	ug/L	ND	0.50	0.33	01/20/22 12:20	
1,3-Dichlorobenzene	ug/L	ND	0.50	0.34	01/20/22 12:20	
1,3-Dichloropropane	ug/L	ND	0.50	0.28	01/20/22 12:20	
1,4-Dichlorobenzene	ug/L	ND	0.50	0.33	01/20/22 12:20	
2,2-Dichloropropane	ug/L	ND	0.50	0.39	01/20/22 12:20	
2-Chlorotoluene	ug/L	ND	0.50	0.32	01/20/22 12:20	
4-Chlorotoluene	ug/L	ND	0.50	0.32	01/20/22 12:20	
Benzene	ug/L	ND	0.50	0.34	01/20/22 12:20	
Bromobenzene	ug/L	ND	0.50	0.29	01/20/22 12:20	
Bromochloromethane	ug/L	ND	0.50	0.47	01/20/22 12:20	
Bromodichloromethane	ug/L	ND	0.50	0.31	01/20/22 12:20	
Bromoform	ug/L	ND	0.50	0.34	01/20/22 12:20	
Bromomethane	ug/L	ND	5.0	1.7	01/20/22 12:20	
Carbon tetrachloride	ug/L	ND	0.50	0.33	01/20/22 12:20	
Chlorobenzene	ug/L	ND	0.50	0.28	01/20/22 12:20	
Chloroethane	ug/L	ND	1.0	0.65	01/20/22 12:20	
Chloroform	ug/L	ND	0.50	0.35	01/20/22 12:20	
Chloromethane	ug/L	ND	1.0	0.54	01/20/22 12:20	
cis-1,2-Dichloroethene	ug/L	ND	0.50	0.38	01/20/22 12:20	
cis-1,3-Dichloropropene	ug/L	ND	0.50	0.36	01/20/22 12:20	
Dibromochloromethane	ug/L	ND	0.50	0.36	01/20/22 12:20	
Dibromomethane	ug/L	ND	0.50	0.39	01/20/22 12:20	
Dichlorodifluoromethane	ug/L	ND	0.50	0.35	01/20/22 12:20	
Diisopropyl ether	ug/L	ND	0.50	0.31	01/20/22 12:20	

Results presented on this page are in the units indicated by the "Units" column except where an alternate unit is presented to the right of the result.

REPORT OF LABORATORY ANALYSIS

This report shall not be reproduced, except in full,
without the written consent of Pace Analytical Services, LLC.

Pace Analytical Services, LLC
9800 Kincey Ave. Suite 100
Huntersville, NC 28078
(704)875-9092

QUALITY CONTROL DATA

Project: 2020-L1-2448 Incident
Pace Project No.: 92583313

METHOD BLANK: 3521112 Matrix: Water
Associated Lab Samples: 92583313001

Parameter	Units	Blank Result	Reporting Limit	MDL	Analyzed	Qualifiers
Ethanol	ug/L	ND	200	72.2	01/20/22 12:20	
Ethylbenzene	ug/L	ND	0.50	0.30	01/20/22 12:20	
Hexachloro-1,3-butadiene	ug/L	ND	2.0	1.5	01/20/22 12:20	
Isopropylbenzene (Cumene)	ug/L	ND	0.50	0.33	01/20/22 12:20	
m&p-Xylene	ug/L	ND	1.0	0.71	01/20/22 12:20	
Methyl-tert-butyl ether	ug/L	ND	0.50	0.42	01/20/22 12:20	
Methylene Chloride	ug/L	ND	2.0	2.0	01/20/22 12:20	
n-Butylbenzene	ug/L	ND	0.50	0.49	01/20/22 12:20	
n-Propylbenzene	ug/L	ND	0.50	0.34	01/20/22 12:20	
Naphthalene	ug/L	ND	2.0	0.64	01/20/22 12:20	
o-Xylene	ug/L	ND	0.50	0.34	01/20/22 12:20	
sec-Butylbenzene	ug/L	ND	0.50	0.40	01/20/22 12:20	
Styrene	ug/L	ND	0.50	0.29	01/20/22 12:20	
tert-Butylbenzene	ug/L	ND	0.50	0.32	01/20/22 12:20	
Tetrachloroethene	ug/L	ND	0.50	0.29	01/20/22 12:20	
Toluene	ug/L	ND	0.50	0.48	01/20/22 12:20	
trans-1,2-Dichloroethene	ug/L	ND	0.50	0.40	01/20/22 12:20	
trans-1,3-Dichloropropene	ug/L	ND	0.50	0.36	01/20/22 12:20	
Trichloroethene	ug/L	ND	0.50	0.38	01/20/22 12:20	
Trichlorofluoromethane	ug/L	ND	1.0	0.30	01/20/22 12:20	
Vinyl chloride	ug/L	ND	1.0	0.39	01/20/22 12:20	
1,2-Dichloroethane-d4 (S)	%	97	70-130		01/20/22 12:20	
4-Bromofluorobenzene (S)	%	98	70-130		01/20/22 12:20	
Toluene-d8 (S)	%	98	70-130		01/20/22 12:20	

LABORATORY CONTROL SAMPLE: 3521113

Parameter	Units	Spike Conc.	LCS Result	LCS % Rec	% Rec Limits	Qualifiers
1,1,1,2-Tetrachloroethane	ug/L	50	51.2	102	60-140	
1,1,1-Trichloroethane	ug/L	50	44.4	89	60-140	
1,1,2,2-Tetrachloroethane	ug/L	50	50.4	101	60-140	
1,1,2-Trichloroethane	ug/L	50	47.4	95	60-140	
1,1-Dichloroethane	ug/L	50	44.5	89	60-140	
1,1-Dichloroethene	ug/L	50	45.1	90	60-140	
1,1-Dichloropropene	ug/L	50	45.0	90	60-140	
1,2,3-Trichlorobenzene	ug/L	50	56.6	113	60-140	
1,2,3-Trichloropropane	ug/L	50	47.6	95	60-140	
1,2,4-Trichlorobenzene	ug/L	50	56.5	113	60-140	
1,2,4-Trimethylbenzene	ug/L	50	49.0	98	60-140	
1,2-Dibromo-3-chloropropane	ug/L	50	56.2	112	60-140	
1,2-Dibromoethane (EDB)	ug/L	50	50.8	102	60-140	
1,2-Dichlorobenzene	ug/L	50	50.4	101	60-140	
1,2-Dichloroethane	ug/L	50	44.3	89	60-140	
1,2-Dichloropropane	ug/L	50	45.6	91	60-140	

Results presented on this page are in the units indicated by the "Units" column except where an alternate unit is presented to the right of the result.

REPORT OF LABORATORY ANALYSIS

This report shall not be reproduced, except in full,
without the written consent of Pace Analytical Services, LLC.

Pace Analytical Services, LLC
9800 Kincey Ave. Suite 100
Huntersville, NC 28078
(704)875-9092

QUALITY CONTROL DATA

Project: 2020-L1-2448 Incident
Pace Project No.: 92583313

LABORATORY CONTROL SAMPLE: 3521113

Parameter	Units	Spike Conc.	LCS Result	LCS % Rec	% Rec Limits	Qualifiers
1,3,5-Trimethylbenzene	ug/L	50	50.3	101	60-140	
1,3-Dichlorobenzene	ug/L	50	50.7	101	60-140	
1,3-Dichloropropane	ug/L	50	47.8	96	60-140	
1,4-Dichlorobenzene	ug/L	50	51.0	102	60-140	
2,2-Dichloropropane	ug/L	50	53.4	107	60-140	
2-Chlorotoluene	ug/L	50	49.2	98	60-140	
4-Chlorotoluene	ug/L	50	48.2	96	60-140	
Benzene	ug/L	50	45.2	90	60-140	
Bromobenzene	ug/L	50	51.2	102	60-140	
Bromochloromethane	ug/L	50	47.1	94	60-140	
Bromodichloromethane	ug/L	50	48.5	97	60-140	
Bromoform	ug/L	50	56.1	112	60-140	
Bromomethane	ug/L	50	42.6	85	60-140	
Carbon tetrachloride	ug/L	50	48.4	97	60-140	
Chlorobenzene	ug/L	50	48.5	97	60-140	
Chloroethane	ug/L	50	31.9	64	60-140	
Chloroform	ug/L	50	42.6	85	60-140	
Chloromethane	ug/L	50	40.8	82	60-140	
cis-1,2-Dichloroethene	ug/L	50	44.2	88	60-140	
cis-1,3-Dichloropropene	ug/L	50	49.7	99	60-140	
Dibromochloromethane	ug/L	50	52.6	105	60-140	
Dibromomethane	ug/L	50	50.8	102	60-140	
Dichlorodifluoromethane	ug/L	50	36.9	74	60-140	
Diisopropyl ether	ug/L	50	42.0	84	60-140	
Ethanol	ug/L	2000	2030	101	60-140	
Ethylbenzene	ug/L	50	49.0	98	60-140	
Hexachloro-1,3-butadiene	ug/L	50	54.5	109	60-140	
Isopropylbenzene (Cumene)	ug/L	50	50.7	101	60-140	
m&p-Xylene	ug/L	100	97.1	97	60-140	
Methyl-tert-butyl ether	ug/L	50	43.4	87	60-140	
Methylene Chloride	ug/L	50	42.5	85	60-140	
n-Butylbenzene	ug/L	50	52.3	105	60-140	
n-Propylbenzene	ug/L	50	49.3	99	60-140	
Naphthalene	ug/L	50	55.6	111	60-140	
o-Xylene	ug/L	50	47.8	96	60-140	
sec-Butylbenzene	ug/L	50	49.2	98	60-140	
Styrene	ug/L	50	50.7	101	60-140	
tert-Butylbenzene	ug/L	50	41.8	84	60-140	
Tetrachloroethene	ug/L	50	48.1	96	60-140	
Toluene	ug/L	50	44.7	89	60-140	
trans-1,2-Dichloroethene	ug/L	50	46.3	93	60-140	
trans-1,3-Dichloropropene	ug/L	50	49.7	99	60-140	
Trichloroethene	ug/L	50	46.9	94	60-140	
Trichlorofluoromethane	ug/L	50	39.4	79	60-140	
Vinyl chloride	ug/L	50	44.0	88	60-140	
1,2-Dichloroethane-d4 (S)	%			98	70-130	
4-Bromofluorobenzene (S)	%			100	70-130	

Results presented on this page are in the units indicated by the "Units" column except where an alternate unit is presented to the right of the result.

REPORT OF LABORATORY ANALYSIS

This report shall not be reproduced, except in full,
without the written consent of Pace Analytical Services, LLC.

Pace Analytical Services, LLC
9800 Kincey Ave. Suite 100
Huntersville, NC 28078
(704)875-9092

QUALITY CONTROL DATA

Project: 2020-L1-2448 Incident
Pace Project No.: 92583313

LABORATORY CONTROL SAMPLE: 3521113

Parameter	Units	Spike Conc.	LCS Result	LCS % Rec	% Rec Limits	Qualifiers
Toluene-d8 (S)	%			99	70-130	

MATRIX SPIKE & MATRIX SPIKE DUPLICATE: 3521114 3521115

Parameter	Units	92582814005 Result	MS Spike Conc.	MSD Spike Conc.	MS Result	MSD Result	MS % Rec	MSD % Rec	% Rec Limits	RPD	Max RPD	Qual
1,1,1,2-Tetrachloroethane	ug/L	ND	400	400	431	493	108	123	60-140	13	30	
1,1,1-Trichloroethane	ug/L	ND	400	400	413	443	103	111	60-140	7	30	
1,1,2,2-Tetrachloroethane	ug/L	ND	400	400	440	493	110	123	60-140	11	30	
1,1,2-Trichloroethane	ug/L	ND	400	400	418	465	104	116	60-140	11	30	
1,1-Dichloroethane	ug/L	ND	400	400	418	447	104	112	60-140	7	30	
1,1-Dichloroethene	ug/L	ND	400	400	449	441	112	110	60-140	2	30	
1,1-Dichloropropene	ug/L	ND	400	400	423	449	106	112	60-140	6	30	
1,2,3-Trichlorobenzene	ug/L	ND	400	400	468	549	117	137	60-140	16	30	
1,2,3-Trichloropropane	ug/L	ND	400	400	419	497	105	124	60-140	17	30	
1,2,4-Trichlorobenzene	ug/L	ND	400	400	450	548	113	137	60-140	20	30	
1,2,4-Trimethylbenzene	ug/L	743	400	400	1710	1910	242	292	60-140	11	30	M1
1,2-Dibromo-3-chloropropane	ug/L	ND	400	400	463	507	116	127	60-140	9	30	
1,2-Dibromoethane (EDB)	ug/L	ND	400	400	436	501	109	125	60-140	14	30	
1,2-Dichlorobenzene	ug/L	ND	400	400	431	497	108	124	60-140	14	30	
1,2-Dichloroethane	ug/L	ND	400	400	401	437	100	109	60-140	9	30	
1,2-Dichloropropane	ug/L	ND	400	400	413	460	103	115	60-140	11	30	
1,3,5-Trimethylbenzene	ug/L	190	400	400	787	885	149	174	60-140	12	30	M1
1,3-Dichlorobenzene	ug/L	ND	400	400	429	497	107	124	60-140	15	30	
1,3-Dichloropropane	ug/L	ND	400	400	414	471	103	118	60-140	13	30	
1,4-Dichlorobenzene	ug/L	ND	400	400	435	498	109	125	60-140	13	30	
2,2-Dichloropropane	ug/L	ND	400	400	486	540	121	135	60-140	11	30	
2-Chlorotoluene	ug/L	ND	400	400	448	518	112	129	60-140	14	30	
4-Chlorotoluene	ug/L	ND	400	400	413	462	103	116	60-140	11	30	
Benzene	ug/L	566	400	400	985	1080	105	129	60-140	9	30	
Bromobenzene	ug/L	ND	400	400	438	503	109	126	60-140	14	30	
Bromochloromethane	ug/L	ND	400	400	429	480	107	120	60-140	11	30	
Bromodichloromethane	ug/L	ND	400	400	423	477	106	119	60-140	12	30	
Bromoform	ug/L	ND	400	400	451	514	113	129	60-140	13	30	
Bromomethane	ug/L	ND	400	400	250	215	62	54	60-140	15	30	M1
Carbon tetrachloride	ug/L	ND	400	400	455	465	114	116	60-140	2	30	
Chlorobenzene	ug/L	ND	400	400	437	489	109	122	60-140	11	30	
Chloroethane	ug/L	ND	400	400	453	449	113	112	60-140	1	30	
Chloroform	ug/L	ND	400	400	401	427	100	107	60-140	6	30	
Chloromethane	ug/L	ND	400	400	405	414	101	104	60-140	2	30	
cis-1,2-Dichloroethene	ug/L	ND	400	400	411	450	103	113	60-140	9	30	
cis-1,3-Dichloropropene	ug/L	ND	400	400	445	478	111	120	60-140	7	30	
Dibromochloromethane	ug/L	ND	400	400	434	489	108	122	60-140	12	30	
Dibromomethane	ug/L	ND	400	400	437	504	109	126	60-140	14	30	

Results presented on this page are in the units indicated by the "Units" column except where an alternate unit is presented to the right of the result.

REPORT OF LABORATORY ANALYSIS

This report shall not be reproduced, except in full,
without the written consent of Pace Analytical Services, LLC.

Pace Analytical Services, LLC
9800 Kincey Ave. Suite 100
Huntersville, NC 28078
(704)875-9092

QUALITY CONTROL DATA

Project: 2020-L1-2448 Incident
Pace Project No.: 92583313

MATRIX SPIKE & MATRIX SPIKE DUPLICATE: 3521114 3521115

Parameter	Units	92582814005 Result	MS Spike Conc.	MSD Spike Conc.	MS Result	MSD Result	MS % Rec	MSD % Rec	% Rec Limits	RPD	Max RPD	Qual
Dichlorodifluoromethane	ug/L	ND	400	400	445	359	111	90	60-140	21	30	
Diisopropyl ether	ug/L	ND	400	400	388	423	97	106	60-140	9	30	
Ethanol	ug/L	ND	16000	16000	16700	18400	104	115	60-140	10	30	
Ethylbenzene	ug/L	1270	400	400	2270	2510	249	310	60-140	10	30	M1
Hexachloro-1,3-butadiene	ug/L	ND	400	400	490	551	122	138	60-140	12	30	
Isopropylbenzene (Cumene)	ug/L	37.1	400	400	514	583	119	136	60-140	13	30	
m&p-Xylene	ug/L	3940	800	800	6610	7320	334	423	60-140	10	30	M1
Methyl-tert-butyl ether	ug/L	13.1	400	400	405	430	98	104	60-140	6	30	
Methylene Chloride	ug/L	ND	400	400	410	444	96	105	60-140	8	30	
n-Butylbenzene	ug/L	ND	400	400	485	545	121	136	60-140	12	30	
n-Propylbenzene	ug/L	92.8	400	400	601	666	127	143	60-140	10	30	M1
Naphthalene	ug/L	462	400	400	1110	1310	161	212	60-140	17	30	M1
o-Xylene	ug/L	1570	400	400	2550	2830	245	313	60-140	10	30	M1
sec-Butylbenzene	ug/L	ND	400	400	457	492	114	123	60-140	7	30	
Styrene	ug/L	ND	400	400	460	515	115	129	60-140	11	30	
tert-Butylbenzene	ug/L	ND	400	400	375	417	94	104	60-140	11	30	
Tetrachloroethene	ug/L	ND	400	400	438	475	110	119	60-140	8	30	
Toluene	ug/L	1510	400	400	2160	2360	163	214	60-140	9	30	M1
trans-1,2-Dichloroethene	ug/L	ND	400	400	423	458	106	115	60-140	8	30	
trans-1,3-Dichloropropene	ug/L	ND	400	400	425	458	106	115	60-140	7	30	
Trichloroethene	ug/L	ND	400	400	428	466	107	116	60-140	8	30	
Trichlorofluoromethane	ug/L	ND	400	400	429	406	107	102	60-140	6	30	
Vinyl chloride	ug/L	ND	400	400	433	435	108	109	60-140	1	30	
1,2-Dichloroethane-d4 (S)	%						96	95	70-130			
4-Bromofluorobenzene (S)	%						100	102	70-130			
Toluene-d8 (S)	%						100	100	70-130			

Results presented on this page are in the units indicated by the "Units" column except where an alternate unit is presented to the right of the result.

REPORT OF LABORATORY ANALYSIS

This report shall not be reproduced, except in full,
without the written consent of Pace Analytical Services, LLC.

Pace Analytical Services, LLC
9800 Kincey Ave. Suite 100
Huntersville, NC 28078
(704)875-9092

QUALIFIERS

Project: 2020-L1-2448 Incident
Pace Project No.: 92583313

DEFINITIONS

DF - Dilution Factor, if reported, represents the factor applied to the reported data due to dilution of the sample aliquot.

ND - Not Detected at or above adjusted reporting limit.

TNTC - Too Numerous To Count

J - Estimated concentration above the adjusted method detection limit and below the adjusted reporting limit.

MDL - Adjusted Method Detection Limit.

PQL - Practical Quantitation Limit.

RL - Reporting Limit - The lowest concentration value that meets project requirements for quantitative data with known precision and bias for a specific analyte in a specific matrix.

S - Surrogate

1,2-Diphenylhydrazine decomposes to and cannot be separated from Azobenzene using Method 8270. The result for each analyte is a combined concentration.

Consistent with EPA guidelines, unrounded data are displayed and have been used to calculate % recovery and RPD values.

LCS(D) - Laboratory Control Sample (Duplicate)

MS(D) - Matrix Spike (Duplicate)

DUP - Sample Duplicate

RPD - Relative Percent Difference

NC - Not Calculable.

SG - Silica Gel - Clean-Up

U - Indicates the compound was analyzed for, but not detected.

Acid preservation may not be appropriate for 2 Chloroethylvinyl ether.

A separate vial preserved to a pH of 4-5 is recommended in SW846 Chapter 4 for the analysis of Acrolein and Acrylonitrile by EPA Method 8260.

N-Nitrosodiphenylamine decomposes and cannot be separated from Diphenylamine using Method 8270. The result reported for each analyte is a combined concentration.

Reported results are not rounded until the final step prior to reporting. Therefore, calculated parameters that are typically reported as "Total" may vary slightly from the sum of the reported component parameters.

Pace Analytical is TNI accredited. Contact your Pace PM for the current list of accredited analytes.

TNI - The NELAC Institute.

ANALYTE QUALIFIERS

M1	Matrix spike recovery exceeded QC limits. Batch accepted based on laboratory control sample (LCS) recovery.
N2	The lab does not hold NELAC/TNI accreditation for this parameter but other accreditations/certifications may apply. A complete list of accreditations/certifications is available upon request.

This report shall not be reproduced, except in full,
without the written consent of Pace Analytical Services, LLC.

Pace Analytical Services, LLC
9800 Kincey Ave. Suite 100
Huntersville, NC 28078
(704)875-9092

QUALITY CONTROL DATA CROSS REFERENCE TABLE

Project: 2020-L1-2448 Incident
Pace Project No.: 92583313

Lab ID	Sample ID	QC Batch Method	QC Batch	Analytical Method	Analytical Batch
92583313001	**13835_AC_RD**	MADEP VPH	673502		
92583313001	**13835_AC_RD**	EPA 3010A	673217	EPA 6010D	673245
92583313001	**13835_AC_RD**	SM 6200B	672663		

This report shall not be reproduced, except in full,
without the written consent of Pace Analytical Services, LLC.

Pace Analytical

CHAIN-OF-CUSTODY Analytical Request Document

Chain-of-Custody is a LEGAL DOCUMENT - Complete all relevent fields

LAB WO# : 92583313

92583313

r Number or

Y

Container Preservative Type **

Lab Project Manager:

** Preservative Types: (1) nitric acid, (2) sulfuric acid, (3) hydrochloric acid, (4) sodium hydroxide, (5) zinc acetate, (6) methanol, (7) sodium bisulfate, (8) sodium thiosulfate, (9) hexane, (A) ascorbic acid, (B) ammonium sulfate, (C) ammonium hydroxide, (D) TSP, (U) Unpreserved, (O) Other _____

Company: Apex Companies

Address:

Billing Information:

Report To: Andrew Street

Email To: andrew.street@apexcos

Copy To:

Site Collection Info/Address: 13835 Asbury Chapel RD

Customer Project Name/Number: 2020-L1-2448

State: NC / County/City: Huntersville

Time Zone Collected: [ ] PT [ ] MT [ ] CT [ ] ET

Phone:
Email:

Site/Facility ID #:

Compliance Monitoring? [ ] Yes [ ] No

Collected By (print): Matt T.

Purchase Order #:
Quote #:

DW PWS ID #:
DW Location Code:

Collected By (signature): [signature]

Turnaround Date Required: ASAP

Immediately Packed on Ice: [ ] Yes [ ] No

Sample Disposal:
[ ] Dispose as appropriate [ ] Return
[ ] Archive: _____
[ ] Hold: _____

Rush: [ ] Same Day [ ] Next Day [ ] 2 Day [ ] 3 Day [ ] 4 Day [ ] 5 Day (Expedite Charges Apply)

Field Filtered (if applicable): [ ] Yes [ ] No

Analysis: _____

* Matrix Codes (Insert in Matrix box below): Drinking Water (DW), Ground Water (GW), Wastewater (WW), Product (P), Soil/Solid (SL), Oil (OL), Wipe (WP), Air (AR), Tissue (TS), Bioassay (B), Vapor (V), Other (OT)

Analyses

Customer Sample ID	Matrix *	Comp / Grab	Collected (or Composite Start) Date	Collected (or Composite Start) Time	Composite End Date	Composite End Time	Res Cl	# of Ctns	VOCs 6200B	MADEP VPH	LEAD
13835-AC-RD	DW	G	1-19-22	1055				8	X	X	X

Lab Profile/Line:

Lab Sample Receipt Checklist:

Custody Seals Present/Intact	Y	N	NA
Custody Signatures Present	Y	N	NA
Collector Signature Present	Y	N	NA
Bottles Intact	Y	N	NA
Correct Bottles	Y	N	NA
Sufficient Volume	Y	N	NA
Samples Received on Ice	Y	N	NA
VOA - Headspace Acceptable	Y	N	NA
USDA Regulated Soils	Y	N	NA
Samples in Holding Time	Y	N	NA
Residual Chlorine Present	Y	N	NA
Cl Strips:			
Sample pH Acceptable	Y	N	NA
pH Strips: 223879AU			
Sulfide Present	Y	N	NA
Lead Acetate Strips:			

LAB USE ONLY:
Lab Sample # / Comments:

92583313

Customer Remarks / Special Conditions / Possible Hazards:

Type of Ice Used: Wet Blue Dry None

Packing Material Used: bubble bags

Radchem sample(s) screened (<500 cpm): Y N NA

SHORT HOLDS PRESENT (<72 hours): Y N N/A

Lab Tracking #: 2632571

Samples received via: FEDEX UPS Client Courier Pace Courier

Lab Sample Temperature Info:
Temp Blank Received: Y N NA
Therm ID#: 92064
Cooler 1 Temp Upon Receipt: 4.6 oC
Cooler 1 Therm Corr. Factor: 0 oC
Cooler 1 Corrected Temp: 4.6 oC
Comments:

Relinquished by/Company: (Signature)	Date/Time:	Received by/Company: (Signature)	Date/Time:
[signature] / Apex	1-19-22/12:08	[signature]	1-19-22 1208
Relinquished by/Company: (Signature)	Date/Time:	Received by/Company: (Signature)	Date/Time:
Relinquished by/Company: (Signature)	Date/Time:	Received by/Company: (Signature)	Date/Time:

MTJL LAB USE ONLY
Table #:
Acctnum:
Template:
Prelogin:
PM:
PB:

Trip Blank Received: Y N NA
HCL MeOH TSP Other

Non Conformance(s): YES / NO

Page: _____ of: _____

***Check mark top half of box if pH and/or dechlorination is verified and within the acceptance range for preservation samples.**

Exceptions: VOA, Coliform, TOC, Oil and Grease, DRO/8015 (water) DOC, LLHg

****Bottom half of box is to list number of bottles**

Project # WO#: 92583313

PM: AMB Due Date: 01/26/22

CLIENT: 92-APEX MOOR

Item#	BP4U-125 mL Plastic Unpreserved (N/A) (Cl-)	BP3U-250 mL Plastic Unpreserved (N/A)	BP2U-500 mL Plastic Unpreserved (N/A)	BP1U-1 liter Plastic Unpreserved (N/A)	BP4S-125 mL Plastic H2SO4 (pH < 2) (Cl-)	BP3N-250 mL plastic HNO3 (pH < 2)	BP4Z-125 mL Plastic ZN Acetate & NaOH (>9)	BP4B-125 mL Plastic NaOH (pH > 12) (Cl-)	WGFU-Wide-mouthed Glass jar Unpreserved	AG1U-1 liter Amber Unpreserved (N/A) (Cl-)	AG1H-1 liter Amber HCl (pH < 2)	AG3U-250 mL Amber Unpreserved (N/A) (Cl-)	AG1S-1 liter Amber H2SO4 (pH < 2)	AG3S-250 mL Amber H2SO4 (pH < 2)	AG3A(DG3A)-250 mL Amber NH4Cl (N/A)(Cl-)	DG9H-40 mL VOA HCl (N/A)	VG9T-40 mL VOA Na2S2O3 (N/A)	VG9U-40 mL VOA Unpreserved (N/A)	DG9P-40 mL VOA H3PO4 (N/A)	VOAK (3 vials per kit)-5035 kit (N/A)	V/GK(3 vials per kit)-VPH/Gas kit (N/A)	SP5T-125 mL Sterile Plastic (N/A – lab)	SP2T-250 mL Sterile Plastic (N/A – lab)		BP3A-250 mL Plastic (NH2)2SO4 (9.3-9.7)	AG0U-100 mL Amber Unpreserved vials (N/A)	VSGU-20 mL Scintillation vials (N/A)	DG9U-40 mL Amber Unpreserved vials (N/A)
1						1 ✓										7												
2																												
3																												
4																												
5																												
6																												
7																												
8																												
9																												
10																												
11																												
12																												

pH Adjustment Log for Preserved Samples

Sample ID	Type of Preservative	pH upon receipt	Date preservation adjusted	Time preservation adjusted	Amount of Preservative added	Lot #

Note: Whenever there is a discrepancy affecting North Carolina compliance samples, a copy of this form will be sent to the North Carolina DEHNR Certification Office (i.e. Out of hold, incorrect preservative, out of temp, incorrect containers.

Pace Analytical Services, LLC
9800 Kincey Ave. Suite 100
Huntersville, NC 28078
(704)875-9092

January 25, 2022

Andrew Street
Apex Companies - NC
5900 Northwoods Business Pkwy
Suite 5900-0
Charlotte, NC 28269

RE: Project: 2020-L1-2448 Incident
Pace Project No.: 92583315

Dear Andrew Street:

Enclosed are the analytical results for sample(s) received by the laboratory on January 19, 2022. The results relate only to the samples included in this report. Results reported herein conform to the applicable TNI/NELAC Standards and the laboratory's Quality Manual, where applicable, unless otherwise noted in the body of the report.

The test results provided in this final report were generated by each of the following laboratories within the Pace Network:

- Pace Analytical Services - Asheville
- Pace Analytical Services - Charlotte

If you have any questions concerning this report, please feel free to contact me.

Sincerely,

Angela M. Baioni

Angela Baioni
angela.baioni@pacelabs.com
(704)875-9092
Project Manager

Enclosures

cc: J Culbreath, Colonial Pipeline Company
Naomi Fretz, APEX Companies, LLC
Robert Hughes, Colonial Pipeline
Cameron Lee, Montrose-EPS
Jamie Moran, APEX Companies, LLC
Jeff Morrison, Colonial Pipeline Company
Tom Naumann, APEX Companies - NC
Joe Nicolette, Montrose-EPS
Kaitlyn Nootens, Apex Companies
Christopher Schultz, Apex Companies
Matt Teixeira, Apex Companies, LLC
Michael Verdon, Colonial Pipeline Company
JM Wyatt, Colonial Pipeline Company

REPORT OF LABORATORY ANALYSIS

This report shall not be reproduced, except in full,
without the written consent of Pace Analytical Services, LLC.

Pace Analytical Services, LLC
9800 Kincey Ave. Suite 100
Huntersville, NC 28078
(704)875-9092

CERTIFICATIONS

Project: 2020-L1-2448 Incident
Pace Project No.: 92583315

Pace Analytical Services Charlotte

South Carolina Laboratory ID: 99006
9800 Kincey Ave. Ste 100, Huntersville, NC 28078
North Carolina Drinking Water Certification #: 37706
North Carolina Field Services Certification #: 5342
North Carolina Wastewater Certification #: 12
South Carolina Laboratory ID: 99006
South Carolina Certification #: 99006001
South Carolina Drinking Water Cert. #: 99006003
Florida/NELAP Certification #: E87627
Kentucky UST Certification #: 84
Louisiana DoH Drinking Water #: LA029
Virginia/VELAP Certification #: 460221

Pace Analytical Services Asheville

2225 Riverside Drive, Asheville, NC 28804
Florida/NELAP Certification #: E87648
North Carolina Drinking Water Certification #: 37712
North Carolina Wastewater Certification #: 40
South Carolina Laboratory ID: 99030
South Carolina Certification #: 99030001
Virginia/VELAP Certification #: 460222

This report shall not be reproduced, except in full,
without the written consent of Pace Analytical Services, LLC.

Pace Analytical Services, LLC
9800 Kincey Ave. Suite 100
Huntersville, NC 28078
(704)875-9092

SAMPLE SUMMARY

Project: 2020-L1-2448 Incident
Pace Project No.: 92583315

Lab ID	Sample ID	Matrix	Date Collected	Date Received
92583315001	**14226_HC_RD**	Water	01/19/22 11:20	01/19/22 12:08

This report shall not be reproduced, except in full,
without the written consent of Pace Analytical Services, LLC.

Pace Analytical Services, LLC
9800 Kincey Ave. Suite 100
Huntersville, NC 28078
(704)875-9092

SAMPLE ANALYTE COUNT

Project: 2020-L1-2448 Incident
Pace Project No.: 92583315

Lab ID	Sample ID	Method	Analysts	Analytes Reported	Laboratory
92583315001	**14226_HC_RD**	MADEP VPH	MAD	6	PASI-C
		EPA 6010D	CBV	1	PASI-A
		SM 6200B	SAS	64	PASI-C

PASI-A = Pace Analytical Services - Asheville
PASI-C = Pace Analytical Services - Charlotte

This report shall not be reproduced, except in full,
without the written consent of Pace Analytical Services, LLC.

Pace Analytical Services, LLC
9800 Kincey Ave. Suite 100
Huntersville, NC 28078
(704)875-9092

ANALYTICAL RESULTS

Project: 2020-L1-2448 Incident
Pace Project No.: 92583315

Sample: 14226_HC_RD **Lab ID: 92583315001** Collected: 01/19/22 11:20 Received: 01/19/22 12:08 Matrix: Water

Parameters	Results	Units	Report Limit	MDL	DF	Prepared	Analyzed	CAS No.	Qual
VPH NC Water	Analytical Method: MADEP VPH Pace Analytical Services - Charlotte								
Total VPH (C5-C12)	ND	ug/L	50.0	50.0	1		01/24/22 18:16		N2
Aliphatic (C05-C08)	ND	ug/L	50.0	50.0	1		01/24/22 18:16		N2
Aliphatic(C09-C12) Adjusted	ND	ug/L	50.0	50.0	1		01/24/22 18:16		N2
Aromatic (C09-C10)	ND	ug/L	50.0	50.0	1		01/24/22 18:16		N2
Surrogates									
4-Bromofluorobenzene (FID) (S)	97	%	70-130		1		01/24/22 18:16	460-00-4	
4-Bromofluorobenzene (PID) (S)	97	%	70-130		1		01/24/22 18:16	460-00-4	
6010 MET ICP	Analytical Method: EPA 6010D Preparation Method: EPA 3010A Pace Analytical Services - Asheville								
Lead	ND	ug/L	5.0	4.5	1	01/22/22 00:50	01/24/22 22:36	7439-92-1	
6200B MSV	Analytical Method: SM 6200B Pace Analytical Services - Charlotte								
Benzene	ND	ug/L	0.50	0.34	1		01/20/22 18:38	71-43-2	
Bromobenzene	ND	ug/L	0.50	0.29	1		01/20/22 18:38	108-86-1	
Bromochloromethane	ND	ug/L	0.50	0.47	1		01/20/22 18:38	74-97-5	
Bromodichloromethane	ND	ug/L	0.50	0.31	1		01/20/22 18:38	75-27-4	
Bromoform	ND	ug/L	0.50	0.34	1		01/20/22 18:38	75-25-2	
Bromomethane	ND	ug/L	5.0	1.7	1		01/20/22 18:38	74-83-9	
n-Butylbenzene	ND	ug/L	0.50	0.49	1		01/20/22 18:38	104-51-8	
sec-Butylbenzene	ND	ug/L	0.50	0.40	1		01/20/22 18:38	135-98-8	
tert-Butylbenzene	ND	ug/L	0.50	0.32	1		01/20/22 18:38	98-06-6	
Carbon tetrachloride	ND	ug/L	0.50	0.33	1		01/20/22 18:38	56-23-5	
Chlorobenzene	ND	ug/L	0.50	0.28	1		01/20/22 18:38	108-90-7	
Chloroethane	ND	ug/L	1.0	0.65	1		01/20/22 18:38	75-00-3	
Chloroform	ND	ug/L	0.50	0.35	1		01/20/22 18:38	67-66-3	
Chloromethane	ND	ug/L	1.0	0.54	1		01/20/22 18:38	74-87-3	
2-Chlorotoluene	ND	ug/L	0.50	0.32	1		01/20/22 18:38	95-49-8	
4-Chlorotoluene	ND	ug/L	0.50	0.32	1		01/20/22 18:38	106-43-4	
1,2-Dibromo-3-chloropropane	ND	ug/L	1.0	0.34	1		01/20/22 18:38	96-12-8	
Dibromochloromethane	ND	ug/L	0.50	0.36	1		01/20/22 18:38	124-48-1	
1,2-Dibromoethane (EDB)	ND	ug/L	0.50	0.27	1		01/20/22 18:38	106-93-4	
Dibromomethane	ND	ug/L	0.50	0.39	1		01/20/22 18:38	74-95-3	
1,2-Dichlorobenzene	ND	ug/L	0.50	0.34	1		01/20/22 18:38	95-50-1	
1,3-Dichlorobenzene	ND	ug/L	0.50	0.34	1		01/20/22 18:38	541-73-1	
1,4-Dichlorobenzene	ND	ug/L	0.50	0.33	1		01/20/22 18:38	106-46-7	
Dichlorodifluoromethane	ND	ug/L	0.50	0.35	1		01/20/22 18:38	75-71-8	
1,1-Dichloroethane	ND	ug/L	0.50	0.37	1		01/20/22 18:38	75-34-3	
1,2-Dichloroethane	ND	ug/L	0.50	0.32	1		01/20/22 18:38	107-06-2	
1,1-Dichloroethene	ND	ug/L	0.50	0.35	1		01/20/22 18:38	75-35-4	
cis-1,2-Dichloroethene	ND	ug/L	0.50	0.38	1		01/20/22 18:38	156-59-2	
trans-1,2-Dichloroethene	ND	ug/L	0.50	0.40	1		01/20/22 18:38	156-60-5	
1,2-Dichloropropane	ND	ug/L	0.50	0.36	1		01/20/22 18:38	78-87-5	
1,3-Dichloropropane	ND	ug/L	0.50	0.28	1		01/20/22 18:38	142-28-9	

REPORT OF LABORATORY ANALYSIS

This report shall not be reproduced, except in full,
without the written consent of Pace Analytical Services, LLC.

Pace Analytical Services, LLC
9800 Kincey Ave. Suite 100
Huntersville, NC 28078
(704)875-9092

ANALYTICAL RESULTS

Project: 2020-L1-2448 Incident
Pace Project No.: 92583315

Sample: 14226_HC_RD **Lab ID: 92583315001** Collected: 01/19/22 11:20 Received: 01/19/22 12:08 Matrix: Water

Parameters	Results	Units	Report Limit	MDL	DF	Prepared	Analyzed	CAS No.	Qual
6200B MSV	Analytical Method: SM 6200B Pace Analytical Services - Charlotte								
2,2-Dichloropropane	ND	ug/L	0.50	0.39	1		01/20/22 18:38	594-20-7	
1,1-Dichloropropene	ND	ug/L	0.50	0.43	1		01/20/22 18:38	563-58-6	
cis-1,3-Dichloropropene	ND	ug/L	0.50	0.36	1		01/20/22 18:38	10061-01-5	
trans-1,3-Dichloropropene	ND	ug/L	0.50	0.36	1		01/20/22 18:38	10061-02-6	
Diisopropyl ether	ND	ug/L	0.50	0.31	1		01/20/22 18:38	108-20-3	
Ethanol	ND	ug/L	200	72.2	1		01/20/22 18:38	64-17-5	
Ethylbenzene	ND	ug/L	0.50	0.30	1		01/20/22 18:38	100-41-4	
Hexachloro-1,3-butadiene	ND	ug/L	2.0	1.5	1		01/20/22 18:38	87-68-3	
Isopropylbenzene (Cumene)	ND	ug/L	0.50	0.33	1		01/20/22 18:38	98-82-8	
Methylene Chloride	ND	ug/L	2.0	2.0	1		01/20/22 18:38	75-09-2	
Methyl-tert-butyl ether	ND	ug/L	0.50	0.42	1		01/20/22 18:38	1634-04-4	
Naphthalene	ND	ug/L	2.0	0.64	1		01/20/22 18:38	91-20-3	
n-Propylbenzene	ND	ug/L	0.50	0.34	1		01/20/22 18:38	103-65-1	
Styrene	ND	ug/L	0.50	0.29	1		01/20/22 18:38	100-42-5	
1,1,1,2-Tetrachloroethane	ND	ug/L	0.50	0.31	1		01/20/22 18:38	630-20-6	
1,1,2,2-Tetrachloroethane	ND	ug/L	0.50	0.22	1		01/20/22 18:38	79-34-5	
Tetrachloroethene	ND	ug/L	0.50	0.29	1		01/20/22 18:38	127-18-4	
Toluene	ND	ug/L	0.50	0.48	1		01/20/22 18:38	108-88-3	
1,2,3-Trichlorobenzene	ND	ug/L	2.0	0.81	1		01/20/22 18:38	87-61-6	
1,2,4-Trichlorobenzene	ND	ug/L	2.0	0.64	1		01/20/22 18:38	120-82-1	
1,1,1-Trichloroethane	ND	ug/L	0.50	0.33	1		01/20/22 18:38	71-55-6	
1,1,2-Trichloroethane	ND	ug/L	0.50	0.32	1		01/20/22 18:38	79-00-5	
Trichloroethene	ND	ug/L	0.50	0.38	1		01/20/22 18:38	79-01-6	
Trichlorofluoromethane	ND	ug/L	1.0	0.30	1		01/20/22 18:38	75-69-4	
1,2,3-Trichloropropane	ND	ug/L	0.50	0.26	1		01/20/22 18:38	96-18-4	
1,2,4-Trimethylbenzene	ND	ug/L	0.50	0.50	1		01/20/22 18:38	95-63-6	
1,3,5-Trimethylbenzene	ND	ug/L	0.50	0.33	1		01/20/22 18:38	108-67-8	
Vinyl chloride	ND	ug/L	1.0	0.39	1		01/20/22 18:38	75-01-4	
m&p-Xylene	ND	ug/L	1.0	0.71	1		01/20/22 18:38	179601-23-1	
o-Xylene	ND	ug/L	0.50	0.34	1		01/20/22 18:38	95-47-6	
Surrogates									
1,2-Dichloroethane-d4 (S)	102	%	70-130		1		01/20/22 18:38	17060-07-0	
4-Bromofluorobenzene (S)	98	%	70-130		1		01/20/22 18:38	460-00-4	
Toluene-d8 (S)	99	%	70-130		1		01/20/22 18:38	2037-26-5	

REPORT OF LABORATORY ANALYSIS

This report shall not be reproduced, except in full,
without the written consent of Pace Analytical Services, LLC.

Pace Analytical Services, LLC
9800 Kincey Ave. Suite 100
Huntersville, NC 28078
(704)875-9092

QUALITY CONTROL DATA

Project: 2020-L1-2448 Incident
Pace Project No.: 92583315

QC Batch: 673502
QC Batch Method: MADEP VPH
Analysis Method: MADEP VPH
Analysis Description: VPH NC Water
Laboratory: Pace Analytical Services - Charlotte
Associated Lab Samples: 92583315001

METHOD BLANK: 3525462 Matrix: Water
Associated Lab Samples: 92583315001

Parameter	Units	Blank Result	Reporting Limit	MDL	Analyzed	Qualifiers
Aliphatic (C05-C08)	ug/L	ND	50.0	50.0	01/24/22 15:50	N2
Aromatic (C09-C10)	ug/L	ND	50.0	50.0	01/24/22 15:50	N2
4-Bromofluorobenzene (FID) (S)	%	99	70-130		01/24/22 15:50	
4-Bromofluorobenzene (PID) (S)	%	101	70-130		01/24/22 15:50	

LABORATORY CONTROL SAMPLE & LCSD: 3525463 3525464

Parameter	Units	Spike Conc.	LCS Result	LCSD Result	LCS % Rec	LCSD % Rec	% Rec Limits	RPD	Max RPD	Qualifiers
Aliphatic (C05-C08)	ug/L	300	317	342	106	114	70-130	8	25	N2
Aromatic (C09-C10)	ug/L	100	112	112	112	112	70-130	0	25	N2
4-Bromofluorobenzene (FID) (S)	%				100	103	70-130			
4-Bromofluorobenzene (PID) (S)	%				97	99	70-130			

Results presented on this page are in the units indicated by the "Units" column except where an alternate unit is presented to the right of the result.

REPORT OF LABORATORY ANALYSIS

This report shall not be reproduced, except in full,
without the written consent of Pace Analytical Services, LLC.

Pace Analytical Services, LLC
9800 Kincey Ave. Suite 100
Huntersville, NC 28078
(704)875-9092

QUALITY CONTROL DATA

Project: 2020-L1-2448 Incident
Pace Project No.: 92583315

QC Batch: 673217
QC Batch Method: EPA 3010A
Analysis Method: EPA 6010D
Analysis Description: 6010 MET
Laboratory: Pace Analytical Services - Asheville
Associated Lab Samples: 92583315001

METHOD BLANK: 3524077 Matrix: Water
Associated Lab Samples: 92583315001

Parameter	Units	Blank Result	Reporting Limit	MDL	Analyzed	Qualifiers
Lead	ug/L	ND	5.0	4.5	01/24/22 22:01	

LABORATORY CONTROL SAMPLE: 3524078

Parameter	Units	Spike Conc.	LCS Result	LCS % Rec	% Rec Limits	Qualifiers
Lead	ug/L	500	502	100	80-120	

MATRIX SPIKE & MATRIX SPIKE DUPLICATE: 3524079 3524080

Parameter	Units	92583313001 Result	MS Spike Conc.	MSD Spike Conc.	MS Result	MSD Result	MS % Rec	MSD % Rec	% Rec Limits	RPD	Max RPD	Qual
Lead	ug/L	ND	500	500	462	460	92	91	75-125	0	20	

Results presented on this page are in the units indicated by the "Units" column except where an alternate unit is presented to the right of the result.

REPORT OF LABORATORY ANALYSIS

This report shall not be reproduced, except in full,
without the written consent of Pace Analytical Services, LLC.

Pace Analytical Services, LLC
9800 Kincey Ave. Suite 100
Huntersville, NC 28078
(704)875-9092

QUALITY CONTROL DATA

Project: 2020-L1-2448 Incident
Pace Project No.: 92583315

QC Batch: 672663
QC Batch Method: SM 6200B
Analysis Method: SM 6200B
Analysis Description: 6200B MSV
Laboratory: Pace Analytical Services - Charlotte

Associated Lab Samples: 92583315001

METHOD BLANK: 3521112 Matrix: Water
Associated Lab Samples: 92583315001

Parameter	Units	Blank Result	Reporting Limit	MDL	Analyzed	Qualifiers
1,1,1,2-Tetrachloroethane	ug/L	ND	0.50	0.31	01/20/22 12:20	
1,1,1-Trichloroethane	ug/L	ND	0.50	0.33	01/20/22 12:20	
1,1,2,2-Tetrachloroethane	ug/L	ND	0.50	0.22	01/20/22 12:20	
1,1,2-Trichloroethane	ug/L	ND	0.50	0.32	01/20/22 12:20	
1,1-Dichloroethane	ug/L	ND	0.50	0.37	01/20/22 12:20	
1,1-Dichloroethene	ug/L	ND	0.50	0.35	01/20/22 12:20	
1,1-Dichloropropene	ug/L	ND	0.50	0.43	01/20/22 12:20	
1,2,3-Trichlorobenzene	ug/L	ND	2.0	0.81	01/20/22 12:20	
1,2,3-Trichloropropane	ug/L	ND	0.50	0.26	01/20/22 12:20	
1,2,4-Trichlorobenzene	ug/L	ND	2.0	0.64	01/20/22 12:20	
1,2,4-Trimethylbenzene	ug/L	ND	0.50	0.50	01/20/22 12:20	
1,2-Dibromo-3-chloropropane	ug/L	ND	1.0	0.34	01/20/22 12:20	
1,2-Dibromoethane (EDB)	ug/L	ND	0.50	0.27	01/20/22 12:20	
1,2-Dichlorobenzene	ug/L	ND	0.50	0.34	01/20/22 12:20	
1,2-Dichloroethane	ug/L	ND	0.50	0.32	01/20/22 12:20	
1,2-Dichloropropane	ug/L	ND	0.50	0.36	01/20/22 12:20	
1,3,5-Trimethylbenzene	ug/L	ND	0.50	0.33	01/20/22 12:20	
1,3-Dichlorobenzene	ug/L	ND	0.50	0.34	01/20/22 12:20	
1,3-Dichloropropane	ug/L	ND	0.50	0.28	01/20/22 12:20	
1,4-Dichlorobenzene	ug/L	ND	0.50	0.33	01/20/22 12:20	
2,2-Dichloropropane	ug/L	ND	0.50	0.39	01/20/22 12:20	
2-Chlorotoluene	ug/L	ND	0.50	0.32	01/20/22 12:20	
4-Chlorotoluene	ug/L	ND	0.50	0.32	01/20/22 12:20	
Benzene	ug/L	ND	0.50	0.34	01/20/22 12:20	
Bromobenzene	ug/L	ND	0.50	0.29	01/20/22 12:20	
Bromochloromethane	ug/L	ND	0.50	0.47	01/20/22 12:20	
Bromodichloromethane	ug/L	ND	0.50	0.31	01/20/22 12:20	
Bromoform	ug/L	ND	0.50	0.34	01/20/22 12:20	
Bromomethane	ug/L	ND	5.0	1.7	01/20/22 12:20	
Carbon tetrachloride	ug/L	ND	0.50	0.33	01/20/22 12:20	
Chlorobenzene	ug/L	ND	0.50	0.28	01/20/22 12:20	
Chloroethane	ug/L	ND	1.0	0.65	01/20/22 12:20	
Chloroform	ug/L	ND	0.50	0.35	01/20/22 12:20	
Chloromethane	ug/L	ND	1.0	0.54	01/20/22 12:20	
cis-1,2-Dichloroethene	ug/L	ND	0.50	0.38	01/20/22 12:20	
cis-1,3-Dichloropropene	ug/L	ND	0.50	0.36	01/20/22 12:20	
Dibromochloromethane	ug/L	ND	0.50	0.36	01/20/22 12:20	
Dibromomethane	ug/L	ND	0.50	0.39	01/20/22 12:20	
Dichlorodifluoromethane	ug/L	ND	0.50	0.35	01/20/22 12:20	
Diisopropyl ether	ug/L	ND	0.50	0.31	01/20/22 12:20	

Results presented on this page are in the units indicated by the "Units" column except where an alternate unit is presented to the right of the result.

REPORT OF LABORATORY ANALYSIS

This report shall not be reproduced, except in full,
without the written consent of Pace Analytical Services, LLC.

Pace Analytical Services, LLC
9800 Kincey Ave. Suite 100
Huntersville, NC 28078
(704)875-9092

QUALITY CONTROL DATA

Project: 2020-L1-2448 Incident
Pace Project No.: 92583315

METHOD BLANK: 3521112 Matrix: Water
Associated Lab Samples: 92583315001

Parameter	Units	Blank Result	Reporting Limit	MDL	Analyzed	Qualifiers
Ethanol	ug/L	ND	200	72.2	01/20/22 12:20	
Ethylbenzene	ug/L	ND	0.50	0.30	01/20/22 12:20	
Hexachloro-1,3-butadiene	ug/L	ND	2.0	1.5	01/20/22 12:20	
Isopropylbenzene (Cumene)	ug/L	ND	0.50	0.33	01/20/22 12:20	
m&p-Xylene	ug/L	ND	1.0	0.71	01/20/22 12:20	
Methyl-tert-butyl ether	ug/L	ND	0.50	0.42	01/20/22 12:20	
Methylene Chloride	ug/L	ND	2.0	2.0	01/20/22 12:20	
n-Butylbenzene	ug/L	ND	0.50	0.49	01/20/22 12:20	
n-Propylbenzene	ug/L	ND	0.50	0.34	01/20/22 12:20	
Naphthalene	ug/L	ND	2.0	0.64	01/20/22 12:20	
o-Xylene	ug/L	ND	0.50	0.34	01/20/22 12:20	
sec-Butylbenzene	ug/L	ND	0.50	0.40	01/20/22 12:20	
Styrene	ug/L	ND	0.50	0.29	01/20/22 12:20	
tert-Butylbenzene	ug/L	ND	0.50	0.32	01/20/22 12:20	
Tetrachloroethene	ug/L	ND	0.50	0.29	01/20/22 12:20	
Toluene	ug/L	ND	0.50	0.48	01/20/22 12:20	
trans-1,2-Dichloroethene	ug/L	ND	0.50	0.40	01/20/22 12:20	
trans-1,3-Dichloropropene	ug/L	ND	0.50	0.36	01/20/22 12:20	
Trichloroethene	ug/L	ND	0.50	0.38	01/20/22 12:20	
Trichlorofluoromethane	ug/L	ND	1.0	0.30	01/20/22 12:20	
Vinyl chloride	ug/L	ND	1.0	0.39	01/20/22 12:20	
1,2-Dichloroethane-d4 (S)	%	97	70-130		01/20/22 12:20	
4-Bromofluorobenzene (S)	%	98	70-130		01/20/22 12:20	
Toluene-d8 (S)	%	98	70-130		01/20/22 12:20	

LABORATORY CONTROL SAMPLE: 3521113

Parameter	Units	Spike Conc.	LCS Result	LCS % Rec	% Rec Limits	Qualifiers
1,1,1,2-Tetrachloroethane	ug/L	50	51.2	102	60-140	
1,1,1-Trichloroethane	ug/L	50	44.4	89	60-140	
1,1,2,2-Tetrachloroethane	ug/L	50	50.4	101	60-140	
1,1,2-Trichloroethane	ug/L	50	47.4	95	60-140	
1,1-Dichloroethane	ug/L	50	44.5	89	60-140	
1,1-Dichloroethene	ug/L	50	45.1	90	60-140	
1,1-Dichloropropene	ug/L	50	45.0	90	60-140	
1,2,3-Trichlorobenzene	ug/L	50	56.6	113	60-140	
1,2,3-Trichloropropane	ug/L	50	47.6	95	60-140	
1,2,4-Trichlorobenzene	ug/L	50	56.5	113	60-140	
1,2,4-Trimethylbenzene	ug/L	50	49.0	98	60-140	
1,2-Dibromo-3-chloropropane	ug/L	50	56.2	112	60-140	
1,2-Dibromoethane (EDB)	ug/L	50	50.8	102	60-140	
1,2-Dichlorobenzene	ug/L	50	50.4	101	60-140	
1,2-Dichloroethane	ug/L	50	44.3	89	60-140	
1,2-Dichloropropane	ug/L	50	45.6	91	60-140	

Results presented on this page are in the units indicated by the "Units" column except where an alternate unit is presented to the right of the result.

REPORT OF LABORATORY ANALYSIS

This report shall not be reproduced, except in full,
without the written consent of Pace Analytical Services, LLC.

Pace Analytical Services, LLC
9800 Kincey Ave. Suite 100
Huntersville, NC 28078
(704)875-9092

QUALITY CONTROL DATA

Project: 2020-L1-2448 Incident
Pace Project No.: 92583315

LABORATORY CONTROL SAMPLE: 3521113

Parameter	Units	Spike Conc.	LCS Result	LCS % Rec	% Rec Limits	Qualifiers
1,3,5-Trimethylbenzene	ug/L	50	50.3	101	60-140	
1,3-Dichlorobenzene	ug/L	50	50.7	101	60-140	
1,3-Dichloropropane	ug/L	50	47.8	96	60-140	
1,4-Dichlorobenzene	ug/L	50	51.0	102	60-140	
2,2-Dichloropropane	ug/L	50	53.4	107	60-140	
2-Chlorotoluene	ug/L	50	49.2	98	60-140	
4-Chlorotoluene	ug/L	50	48.2	96	60-140	
Benzene	ug/L	50	45.2	90	60-140	
Bromobenzene	ug/L	50	51.2	102	60-140	
Bromochloromethane	ug/L	50	47.1	94	60-140	
Bromodichloromethane	ug/L	50	48.5	97	60-140	
Bromoform	ug/L	50	56.1	112	60-140	
Bromomethane	ug/L	50	42.6	85	60-140	
Carbon tetrachloride	ug/L	50	48.4	97	60-140	
Chlorobenzene	ug/L	50	48.5	97	60-140	
Chloroethane	ug/L	50	31.9	64	60-140	
Chloroform	ug/L	50	42.6	85	60-140	
Chloromethane	ug/L	50	40.8	82	60-140	
cis-1,2-Dichloroethene	ug/L	50	44.2	88	60-140	
cis-1,3-Dichloropropene	ug/L	50	49.7	99	60-140	
Dibromochloromethane	ug/L	50	52.6	105	60-140	
Dibromomethane	ug/L	50	50.8	102	60-140	
Dichlorodifluoromethane	ug/L	50	36.9	74	60-140	
Diisopropyl ether	ug/L	50	42.0	84	60-140	
Ethanol	ug/L	2000	2030	101	60-140	
Ethylbenzene	ug/L	50	49.0	98	60-140	
Hexachloro-1,3-butadiene	ug/L	50	54.5	109	60-140	
Isopropylbenzene (Cumene)	ug/L	50	50.7	101	60-140	
m&p-Xylene	ug/L	100	97.1	97	60-140	
Methyl-tert-butyl ether	ug/L	50	43.4	87	60-140	
Methylene Chloride	ug/L	50	42.5	85	60-140	
n-Butylbenzene	ug/L	50	52.3	105	60-140	
n-Propylbenzene	ug/L	50	49.3	99	60-140	
Naphthalene	ug/L	50	55.6	111	60-140	
o-Xylene	ug/L	50	47.8	96	60-140	
sec-Butylbenzene	ug/L	50	49.2	98	60-140	
Styrene	ug/L	50	50.7	101	60-140	
tert-Butylbenzene	ug/L	50	41.8	84	60-140	
Tetrachloroethene	ug/L	50	48.1	96	60-140	
Toluene	ug/L	50	44.7	89	60-140	
trans-1,2-Dichloroethene	ug/L	50	46.3	93	60-140	
trans-1,3-Dichloropropene	ug/L	50	49.7	99	60-140	
Trichloroethene	ug/L	50	46.9	94	60-140	
Trichlorofluoromethane	ug/L	50	39.4	79	60-140	
Vinyl chloride	ug/L	50	44.0	88	60-140	
1,2-Dichloroethane-d4 (S)	%			98	70-130	
4-Bromofluorobenzene (S)	%			100	70-130	

Results presented on this page are in the units indicated by the "Units" column except where an alternate unit is presented to the right of the result.

REPORT OF LABORATORY ANALYSIS

This report shall not be reproduced, except in full,
without the written consent of Pace Analytical Services, LLC.

Pace Analytical Services, LLC
9800 Kincey Ave. Suite 100
Huntersville, NC 28078
(704)875-9092

QUALITY CONTROL DATA

Project: 2020-L1-2448 Incident
Pace Project No.: 92583315

LABORATORY CONTROL SAMPLE: 3521113

Parameter	Units	Spike Conc.	LCS Result	LCS % Rec	% Rec Limits	Qualifiers
Toluene-d8 (S)	%			99	70-130	

MATRIX SPIKE & MATRIX SPIKE DUPLICATE: 3521114 3521115

Parameter	Units	92582814005 Result	MS Spike Conc.	MSD Spike Conc.	MS Result	MSD Result	MS % Rec	MSD % Rec	% Rec Limits	RPD	Max RPD	Qual
1,1,1,2-Tetrachloroethane	ug/L	ND	400	400	431	493	108	123	60-140	13	30	
1,1,1-Trichloroethane	ug/L	ND	400	400	413	443	103	111	60-140	7	30	
1,1,2,2-Tetrachloroethane	ug/L	ND	400	400	440	493	110	123	60-140	11	30	
1,1,2-Trichloroethane	ug/L	ND	400	400	418	465	104	116	60-140	11	30	
1,1-Dichloroethane	ug/L	ND	400	400	418	447	104	112	60-140	7	30	
1,1-Dichloroethene	ug/L	ND	400	400	449	441	112	110	60-140	2	30	
1,1-Dichloropropene	ug/L	ND	400	400	423	449	106	112	60-140	6	30	
1,2,3-Trichlorobenzene	ug/L	ND	400	400	468	549	117	137	60-140	16	30	
1,2,3-Trichloropropane	ug/L	ND	400	400	419	497	105	124	60-140	17	30	
1,2,4-Trichlorobenzene	ug/L	ND	400	400	450	548	113	137	60-140	20	30	
1,2,4-Trimethylbenzene	ug/L	743	400	400	1710	1910	242	292	60-140	11	30	M1
1,2-Dibromo-3-chloropropane	ug/L	ND	400	400	463	507	116	127	60-140	9	30	
1,2-Dibromoethane (EDB)	ug/L	ND	400	400	436	501	109	125	60-140	14	30	
1,2-Dichlorobenzene	ug/L	ND	400	400	431	497	108	124	60-140	14	30	
1,2-Dichloroethane	ug/L	ND	400	400	401	437	100	109	60-140	9	30	
1,2-Dichloropropane	ug/L	ND	400	400	413	460	103	115	60-140	11	30	
1,3,5-Trimethylbenzene	ug/L	190	400	400	787	885	149	174	60-140	12	30	M1
1,3-Dichlorobenzene	ug/L	ND	400	400	429	497	107	124	60-140	15	30	
1,3-Dichloropropane	ug/L	ND	400	400	414	471	103	118	60-140	13	30	
1,4-Dichlorobenzene	ug/L	ND	400	400	435	498	109	125	60-140	13	30	
2,2-Dichloropropane	ug/L	ND	400	400	486	540	121	135	60-140	11	30	
2-Chlorotoluene	ug/L	ND	400	400	448	518	112	129	60-140	14	30	
4-Chlorotoluene	ug/L	ND	400	400	413	462	103	116	60-140	11	30	
Benzene	ug/L	566	400	400	985	1080	105	129	60-140	9	30	
Bromobenzene	ug/L	ND	400	400	438	503	109	126	60-140	14	30	
Bromochloromethane	ug/L	ND	400	400	429	480	107	120	60-140	11	30	
Bromodichloromethane	ug/L	ND	400	400	423	477	106	119	60-140	12	30	
Bromoform	ug/L	ND	400	400	451	514	113	129	60-140	13	30	
Bromomethane	ug/L	ND	400	400	250	215	62	54	60-140	15	30	M1
Carbon tetrachloride	ug/L	ND	400	400	455	465	114	116	60-140	2	30	
Chlorobenzene	ug/L	ND	400	400	437	489	109	122	60-140	11	30	
Chloroethane	ug/L	ND	400	400	453	449	113	112	60-140	1	30	
Chloroform	ug/L	ND	400	400	401	427	100	107	60-140	6	30	
Chloromethane	ug/L	ND	400	400	405	414	101	104	60-140	2	30	
cis-1,2-Dichloroethene	ug/L	ND	400	400	411	450	103	113	60-140	9	30	
cis-1,3-Dichloropropene	ug/L	ND	400	400	445	478	111	120	60-140	7	30	
Dibromochloromethane	ug/L	ND	400	400	434	489	108	122	60-140	12	30	
Dibromomethane	ug/L	ND	400	400	437	504	109	126	60-140	14	30	

Results presented on this page are in the units indicated by the "Units" column except where an alternate unit is presented to the right of the result.

REPORT OF LABORATORY ANALYSIS

This report shall not be reproduced, except in full,
without the written consent of Pace Analytical Services, LLC.

Pace Analytical Services, LLC
9800 Kincey Ave. Suite 100
Huntersville, NC 28078
(704)875-9092

QUALITY CONTROL DATA

Project: 2020-L1-2448 Incident
Pace Project No.: 92583315

MATRIX SPIKE & MATRIX SPIKE DUPLICATE: 3521114 3521115

Parameter	Units	92582814005 Result	MS Spike Conc.	MSD Spike Conc.	MS Result	MSD Result	MS % Rec	MSD % Rec	% Rec Limits	RPD	Max RPD	Qual
Dichlorodifluoromethane	ug/L	ND	400	400	445	359	111	90	60-140	21	30	
Diisopropyl ether	ug/L	ND	400	400	388	423	97	106	60-140	9	30	
Ethanol	ug/L	ND	16000	16000	16700	18400	104	115	60-140	10	30	
Ethylbenzene	ug/L	1270	400	400	2270	2510	249	310	60-140	10	30	M1
Hexachloro-1,3-butadiene	ug/L	ND	400	400	490	551	122	138	60-140	12	30	
Isopropylbenzene (Cumene)	ug/L	37.1	400	400	514	583	119	136	60-140	13	30	
m&p-Xylene	ug/L	3940	800	800	6610	7320	334	423	60-140	10	30	M1
Methyl-tert-butyl ether	ug/L	13.1	400	400	405	430	98	104	60-140	6	30	
Methylene Chloride	ug/L	ND	400	400	410	444	96	105	60-140	8	30	
n-Butylbenzene	ug/L	ND	400	400	485	545	121	136	60-140	12	30	
n-Propylbenzene	ug/L	92.8	400	400	601	666	127	143	60-140	10	30	M1
Naphthalene	ug/L	462	400	400	1110	1310	161	212	60-140	17	30	M1
o-Xylene	ug/L	1570	400	400	2550	2830	245	313	60-140	10	30	M1
sec-Butylbenzene	ug/L	ND	400	400	457	492	114	123	60-140	7	30	
Styrene	ug/L	ND	400	400	460	515	115	129	60-140	11	30	
tert-Butylbenzene	ug/L	ND	400	400	375	417	94	104	60-140	11	30	
Tetrachloroethene	ug/L	ND	400	400	438	475	110	119	60-140	8	30	
Toluene	ug/L	1510	400	400	2160	2360	163	214	60-140	9	30	M1
trans-1,2-Dichloroethene	ug/L	ND	400	400	423	458	106	115	60-140	8	30	
trans-1,3-Dichloropropene	ug/L	ND	400	400	425	458	106	115	60-140	7	30	
Trichloroethene	ug/L	ND	400	400	428	466	107	116	60-140	8	30	
Trichlorofluoromethane	ug/L	ND	400	400	429	406	107	102	60-140	6	30	
Vinyl chloride	ug/L	ND	400	400	433	435	108	109	60-140	1	30	
1,2-Dichloroethane-d4 (S)	%						96	95	70-130			
4-Bromofluorobenzene (S)	%						100	102	70-130			
Toluene-d8 (S)	%						100	100	70-130			

Results presented on this page are in the units indicated by the "Units" column except where an alternate unit is presented to the right of the result.

REPORT OF LABORATORY ANALYSIS

This report shall not be reproduced, except in full,
without the written consent of Pace Analytical Services, LLC.

Pace Analytical Services, LLC
9800 Kincey Ave. Suite 100
Huntersville, NC 28078
(704)875-9092

QUALIFIERS

Project: 2020-L1-2448 Incident
Pace Project No.: 92583315

DEFINITIONS

DF - Dilution Factor, if reported, represents the factor applied to the reported data due to dilution of the sample aliquot.

ND - Not Detected at or above adjusted reporting limit.

TNTC - Too Numerous To Count

J - Estimated concentration above the adjusted method detection limit and below the adjusted reporting limit.

MDL - Adjusted Method Detection Limit.

PQL - Practical Quantitation Limit.

RL - Reporting Limit - The lowest concentration value that meets project requirements for quantitative data with known precision and bias for a specific analyte in a specific matrix.

S - Surrogate

1,2-Diphenylhydrazine decomposes to and cannot be separated from Azobenzene using Method 8270. The result for each analyte is a combined concentration.

Consistent with EPA guidelines, unrounded data are displayed and have been used to calculate % recovery and RPD values.

LCS(D) - Laboratory Control Sample (Duplicate)

MS(D) - Matrix Spike (Duplicate)

DUP - Sample Duplicate

RPD - Relative Percent Difference

NC - Not Calculable.

SG - Silica Gel - Clean-Up

U - Indicates the compound was analyzed for, but not detected.

Acid preservation may not be appropriate for 2 Chloroethylvinyl ether.

A separate vial preserved to a pH of 4-5 is recommended in SW846 Chapter 4 for the analysis of Acrolein and Acrylonitrile by EPA Method 8260.

N-Nitrosodiphenylamine decomposes and cannot be separated from Diphenylamine using Method 8270. The result reported for each analyte is a combined concentration.

Reported results are not rounded until the final step prior to reporting. Therefore, calculated parameters that are typically reported as "Total" may vary slightly from the sum of the reported component parameters.

Pace Analytical is TNI accredited. Contact your Pace PM for the current list of accredited analytes.

TNI - The NELAC Institute.

ANALYTE QUALIFIERS

M1	Matrix spike recovery exceeded QC limits. Batch accepted based on laboratory control sample (LCS) recovery.
N2	The lab does not hold NELAC/TNI accreditation for this parameter but other accreditations/certifications may apply. A complete list of accreditations/certifications is available upon request.

This report shall not be reproduced, except in full,
without the written consent of Pace Analytical Services, LLC.

Pace Analytical Services, LLC
9800 Kincey Ave. Suite 100
Huntersville, NC 28078
(704)875-9092

QUALITY CONTROL DATA CROSS REFERENCE TABLE

Project: 2020-L1-2448 Incident
Pace Project No.: 92583315

Lab ID	Sample ID	QC Batch Method	QC Batch	Analytical Method	Analytical Batch
92583315001	**14226_HC_RD**	MADEP VPH	673502		
92583315001	**14226_HC_RD**	EPA 3010A	673217	EPA 6010D	673245
92583315001	**14226_HC_RD**	SM 6200B	672663		

This report shall not be reproduced, except in full,
without the written consent of Pace Analytical Services, LLC.

CHAIN-OF-CUSTODY Analytical Request Document

Pace Analytical

Chain-of-Custody is a LEGAL DOCUMENT - Complete all relevent fields

WO# : 92583315

92583315

LAB USE ... mber or

Company: Apex Companies	Billing Information:
Address:	
Report To: Andrew Street	Email To: andrew.street@apexcos.com
Copy To:	Site Collection Info/Address: 14226-HC-RD
Customer Project Name/Number: 2020-LI-2448	State: NC County/City: Huntersville Time Zone Collected: [ ] PT [ ] MT [ ] CT [ ] ET
Phone: Email:	Site/Facility ID #:
Collected By (print): Matt T.	Purchase Order #: Quote #:
Collected By (signature):	Turnaround Date Required: APEX
Sample Disposal: [ ] Dispose as appropriate [ ] Return [ ] Archive: [ ] Hold:	Rush: [ ] Same Day [ ] Next Day [ ] 2 Day [ ] 3 Day [ ] 4 Day [ ] 5 Day (Expedite Charges Apply)

Compliance Monitoring? [ ] Yes [ ] No

DW PWS ID #: DW Location Code:

Immediately Packed on Ice: [ ] Yes [ ] No

Field Filtered (if applicable): [ ] Yes [ ] No

Analysis: _____

Container Preservative Type **

Lab Project Manager:

** Preservative Types: (1) nitric acid, (2) sulfuric acid, (3) hydrochloric acid, (4) sodium hydroxide, (5) zinc acetate, (6) methanol, (7) sodium bisulfate, (8) sodium thiosulfate, (9) hexane, (A) ascorbic acid, (B) ammonium sulfate, (C) ammonium hydroxide, (D) TSP, (U) Unpreserved, (O) Other _____

* Matrix Codes (Insert in Matrix box below): Drinking Water (DW), Ground Water (GW), Wastewater (WW), Product (P), Soil/Solid (SL), Oil (OL), Wipe (WP), Air (AR), Tissue (TS), Bioassay (B), Vapor (V), Other (OT)

Customer Sample ID	Matrix *	Comp / Grab	Collected (or Composite Start) Date	Collected (or Composite Start) Time	Composite End Date	Composite End Time	Res Cl	# of Ctns	VOCs 6200B	NADEP VPH	LEAD	Lab Sample # / Comments
14226-HC-RD	DW	G	1-19-22	1120				8	X	X	X	001

Analyses

Lab Profile/Line:

Lab Sample Receipt Checklist:

Custody Seals Present/Intact	Y	N	(NA)
Custody Signatures Present	(Y)	N	NA
Collector Signature Present	(Y)	N	NA
Bottles Intact	(Y)	N	NA
Correct Bottles	(Y)	N	NA
Sufficient Volume	(Y)	N	NA
Samples Received on Ice	(Y)	N	NA
VOA - Headspace Acceptable	(Y)	N	NA
USDA Regulated Soils	Y	N	(NA)
Samples in Holding Time	(Y)	N	NA
Residual Chlorine Present	Y	N	(NA)
Cl Strips: _____			
Sample pH Acceptable	(Y)	N	NA
pH Strips: 2235819			
Sulfide Present	Y	N	NA
Lead Acetate Strips: _____			

LAB USE ONLY:

Customer Remarks / Special Conditions / Possible Hazards:

Type of Ice Used: (Wet) Blue Dry None

Packing Material Used: bubble bags

Radchem sample(s) screened (<500 cpm): Y N (NA)

SHORT HOLDS PRESENT (<72 hours): Y (N) N/A

Lab Tracking #: 2601725

Samples received via: FEDEX UPS (Client) Courier Pace Courier

Lab Sample Temperature Info:

Temp Blank Received: Y N (NA)

Therm ID#: 97010W

Cooler 1 Temp Upon Receipt: 4.6 oC

Cooler 1 Therm Corr. Factor: 0 oC

Cooler 1 Corrected Temp: 4.6 oC

Comments:

Relinquished by/Company: (Signature) Fox / Apex	Date/Time: 1-19-22 / 1208	Received by/Company: (Signature) JKL PaceHV	Date/Time: 1-19-22 1706
Relinquished by/Company: (Signature)	Date/Time:	Received by/Company: (Signature) PACEHV	Date/Time: MS 1/19/22
Relinquished by/Company: (Signature)	Date/Time:	Received by/Company: (Signature)	Date/Time:

MTJL LAB USE ONLY

Table #:

Acctnum:

Template:

Prelogin:

PM:

PB:

Trip Blank Received: Y N (NA)

HCL MeOH TSP Other

Non Conformance(s): YES / (NO)

Page: _____ of: _____

***Check mark top half of box if pH and/or dechlorination is verified and within the acceptance range for preservation samples.**

Exceptions: VOA, Coliform, TOC, Oil and Grease, DRO/8015 (water) DOC, LLHg

****Bottom half of box is to list number of bottles**

Project # **WO# : 92583315**

PM: AMB Due Date: 01/26/22

CLIENT: 92-APEX MOOR

Item#	BP4U-125 mL Plastic Unpreserved (N/A) (Cl-)	BP3U-250 mL Plastic Unpreserved (N/A)	BP2U-500 mL Plastic Unpreserved (N/A)	BP1U-1 liter Plastic Unpreserved (N/A)	BP4S-125 mL Plastic H2SO4 (pH < 2) (Cl-)	BP3N-250 mL plastic HNO3 (pH < 2)	BP4Z-125 mL Plastic ZN Acetate & NaOH (>9)	BP4B-125 mL Plastic NaOH (pH > 12) (Cl-)	WGFU-Wide-mouthed Glass jar Unpreserved	AG1U-1 liter Amber Unpreserved (N/A) (Cl-)	AG1H-1 liter Amber HCl (pH < 2)	AG3U-250 mL Amber Unpreserved (N/A) (Cl-)	AG1S-1 liter Amber H2SO4 (pH < 2)	AG3S-250 mL Amber H2SO4 (pH < 2)	AG3A(DG3A)-250 mL Amber NH4Cl (N/A)(Cl-)	DG9H-40 mL VOA HCl (N/A)	VG9T-40 mL VOA Na2S2O3 (N/A)	VG9U-40 mL VOA Unpreserved (N/A)	DG9P-40 mL VOA H3PO4 (N/A)	VOAK (3 vials per kit)-5035 kit (N/A)	V/GK(3 vials per kit)-VPH/Gas kit (N/A)	SP5T-125 mL Sterile Plastic (N/A – lab)	SP2T-250 mL Sterile Plastic (N/A – lab)		BP3A-250 mL Plastic (NH2)2SO4 (9.3-9.7)	AG0U-100 mL Amber Unpreserved vials (N/A)	VSGU-20 mL Scintillation vials (N/A)	DG9U-40 mL Amber Unpreserved vials (N/A)
1						1										7												
2																												
3																												
4																												
5																												
6																												
7																												
8																												
9																												
10																												
11																												
12																												

pH Adjustment Log for Preserved Samples

Sample ID	Type of Preservative	pH upon receipt	Date preservation adjusted	Time preservation adjusted	Amount of Preservative added	Lot #

Note: Whenever there is a discrepancy affecting North Carolina compliance samples, a copy of this form will be sent to the North Carolina DEHNR Certification Office (i.e. Out of hold, incorrect preservative, out of temp, incorrect containers.

Pace Analytical Services, LLC
9800 Kincey Ave. Suite 100
Huntersville, NC 28078
(704)875-9092

January 25, 2022

Andrew Street
Apex Companies - NC
5900 Northwoods Business Pkwy
Suite 5900-0
Charlotte, NC 28269

RE: Project: 2020-L1-2448 Incident
Pace Project No.: 92583318

Dear Andrew Street:

Enclosed are the analytical results for sample(s) received by the laboratory on January 19, 2022. The results relate only to the samples included in this report. Results reported herein conform to the applicable TNI/NELAC Standards and the laboratory's Quality Manual, where applicable, unless otherwise noted in the body of the report.

The test results provided in this final report were generated by each of the following laboratories within the Pace Network:

- Pace Analytical Services - Asheville
- Pace Analytical Services - Charlotte

If you have any questions concerning this report, please feel free to contact me.

Sincerely,

Angela M. Baioni

Angela Baioni
angela.baioni@pacelabs.com
(704)875-9092
Project Manager

Enclosures

cc: J Culbreath, Colonial Pipeline Company
Naomi Fretz, APEX Companies, LLC
Robert Hughes, Colonial Pipeline
Cameron Lee, Montrose-EPS
Jamie Moran, APEX Companies, LLC
Jeff Morrison, Colonial Pipeline Company
Tom Naumann, APEX Companies - NC
Joe Nicolette, Montrose-EPS
Kaitlyn Nootens, Apex Companies
Christopher Schultz, Apex Companies
Matt Teixeira, Apex Companies, LLC
Michael Verdon, Colonial Pipeline Company
JM Wyatt, Colonial Pipeline Company

REPORT OF LABORATORY ANALYSIS

This report shall not be reproduced, except in full,
without the written consent of Pace Analytical Services, LLC.

Pace Analytical Services, LLC
9800 Kincey Ave. Suite 100
Huntersville, NC 28078
(704)875-9092

CERTIFICATIONS

Project: 2020-L1-2448 Incident
Pace Project No.: 92583318

Pace Analytical Services Charlotte

South Carolina Laboratory ID: 99006
9800 Kincey Ave. Ste 100, Huntersville, NC 28078
North Carolina Drinking Water Certification #: 37706
North Carolina Field Services Certification #: 5342
North Carolina Wastewater Certification #: 12
South Carolina Laboratory ID: 99006
South Carolina Certification #: 99006001
South Carolina Drinking Water Cert. #: 99006003
Florida/NELAP Certification #: E87627
Kentucky UST Certification #: 84
Louisiana DoH Drinking Water #: LA029
Virginia/VELAP Certification #: 460221

Pace Analytical Services Asheville

2225 Riverside Drive, Asheville, NC 28804
Florida/NELAP Certification #: E87648
North Carolina Drinking Water Certification #: 37712
North Carolina Wastewater Certification #: 40
South Carolina Laboratory ID: 99030
South Carolina Certification #: 99030001
Virginia/VELAP Certification #: 460222

This report shall not be reproduced, except in full,
without the written consent of Pace Analytical Services, LLC.

Pace Analytical Services, LLC
9800 Kincey Ave. Suite 100
Huntersville, NC 28078
(704)875-9092

SAMPLE SUMMARY

Project: 2020-L1-2448 Incident
Pace Project No.: 92583318

Lab ID	Sample ID	Matrix	Date Collected	Date Received
92583318001	**13800_HC_RD**	Water	01/19/22 09:55	01/19/22 12:08

This report shall not be reproduced, except in full,
without the written consent of Pace Analytical Services, LLC.

Pace Analytical Services, LLC
9800 Kincey Ave. Suite 100
Huntersville, NC 28078
(704)875-9092

SAMPLE ANALYTE COUNT

Project: 2020-L1-2448 Incident
Pace Project No.: 92583318

Lab ID	Sample ID	Method	Analysts	Analytes Reported	Laboratory
92583318001	**13800_HC_RD**	MADEP VPH	MAD	6	PASI-C
		EPA 6010D	CBV	1	PASI-A
		SM 6200B	SAS	64	PASI-C

PASI-A = Pace Analytical Services - Asheville
PASI-C = Pace Analytical Services - Charlotte

This report shall not be reproduced, except in full,
without the written consent of Pace Analytical Services, LLC.

Pace Analytical Services, LLC
9800 Kincey Ave. Suite 100
Huntersville, NC 28078
(704)875-9092

ANALYTICAL RESULTS

Project: 2020-L1-2448 Incident
Pace Project No.: 92583318

Sample: 13800_HC_RD **Lab ID: 92583318001** Collected: 01/19/22 09:55 Received: 01/19/22 12:08 Matrix: Water

Parameters	Results	Units	Report Limit	MDL	DF	Prepared	Analyzed	CAS No.	Qual
VPH NC Water	Analytical Method: MADEP VPH Pace Analytical Services - Charlotte								
Total VPH (C5-C12)	ND	ug/L	50.0	50.0	1		01/24/22 18:45		N2
Aliphatic (C05-C08)	ND	ug/L	50.0	50.0	1		01/24/22 18:45		N2
Aliphatic(C09-C12) Adjusted	ND	ug/L	50.0	50.0	1		01/24/22 18:45		N2
Aromatic (C09-C10)	ND	ug/L	50.0	50.0	1		01/24/22 18:45		N2
Surrogates									
4-Bromofluorobenzene (FID) (S)	98	%	70-130		1		01/24/22 18:45	460-00-4	
4-Bromofluorobenzene (PID) (S)	99	%	70-130		1		01/24/22 18:45	460-00-4	
6010 MET ICP	Analytical Method: EPA 6010D Preparation Method: EPA 3010A Pace Analytical Services - Asheville								
Lead	**7.0**	ug/L	5.0	4.5	1	01/22/22 00:50	01/24/22 22:40	7439-92-1	
6200B MSV	Analytical Method: SM 6200B Pace Analytical Services - Charlotte								
Benzene	ND	ug/L	0.50	0.34	1		01/20/22 18:56	71-43-2	
Bromobenzene	ND	ug/L	0.50	0.29	1		01/20/22 18:56	108-86-1	
Bromochloromethane	ND	ug/L	0.50	0.47	1		01/20/22 18:56	74-97-5	
Bromodichloromethane	ND	ug/L	0.50	0.31	1		01/20/22 18:56	75-27-4	
Bromoform	ND	ug/L	0.50	0.34	1		01/20/22 18:56	75-25-2	
Bromomethane	ND	ug/L	5.0	1.7	1		01/20/22 18:56	74-83-9	
n-Butylbenzene	ND	ug/L	0.50	0.49	1		01/20/22 18:56	104-51-8	
sec-Butylbenzene	ND	ug/L	0.50	0.40	1		01/20/22 18:56	135-98-8	
tert-Butylbenzene	ND	ug/L	0.50	0.32	1		01/20/22 18:56	98-06-6	
Carbon tetrachloride	ND	ug/L	0.50	0.33	1		01/20/22 18:56	56-23-5	
Chlorobenzene	ND	ug/L	0.50	0.28	1		01/20/22 18:56	108-90-7	
Chloroethane	ND	ug/L	1.0	0.65	1		01/20/22 18:56	75-00-3	
Chloroform	ND	ug/L	0.50	0.35	1		01/20/22 18:56	67-66-3	
Chloromethane	ND	ug/L	1.0	0.54	1		01/20/22 18:56	74-87-3	
2-Chlorotoluene	ND	ug/L	0.50	0.32	1		01/20/22 18:56	95-49-8	
4-Chlorotoluene	ND	ug/L	0.50	0.32	1		01/20/22 18:56	106-43-4	
1,2-Dibromo-3-chloropropane	ND	ug/L	1.0	0.34	1		01/20/22 18:56	96-12-8	
Dibromochloromethane	ND	ug/L	0.50	0.36	1		01/20/22 18:56	124-48-1	
1,2-Dibromoethane (EDB)	ND	ug/L	0.50	0.27	1		01/20/22 18:56	106-93-4	
Dibromomethane	ND	ug/L	0.50	0.39	1		01/20/22 18:56	74-95-3	
1,2-Dichlorobenzene	ND	ug/L	0.50	0.34	1		01/20/22 18:56	95-50-1	
1,3-Dichlorobenzene	ND	ug/L	0.50	0.34	1		01/20/22 18:56	541-73-1	
1,4-Dichlorobenzene	ND	ug/L	0.50	0.33	1		01/20/22 18:56	106-46-7	
Dichlorodifluoromethane	ND	ug/L	0.50	0.35	1		01/20/22 18:56	75-71-8	
1,1-Dichloroethane	ND	ug/L	0.50	0.37	1		01/20/22 18:56	75-34-3	
1,2-Dichloroethane	ND	ug/L	0.50	0.32	1		01/20/22 18:56	107-06-2	
1,1-Dichloroethene	ND	ug/L	0.50	0.35	1		01/20/22 18:56	75-35-4	
cis-1,2-Dichloroethene	ND	ug/L	0.50	0.38	1		01/20/22 18:56	156-59-2	
trans-1,2-Dichloroethene	ND	ug/L	0.50	0.40	1		01/20/22 18:56	156-60-5	
1,2-Dichloropropane	ND	ug/L	0.50	0.36	1		01/20/22 18:56	78-87-5	
1,3-Dichloropropane	ND	ug/L	0.50	0.28	1		01/20/22 18:56	142-28-9	

REPORT OF LABORATORY ANALYSIS

This report shall not be reproduced, except in full,
without the written consent of Pace Analytical Services, LLC.

Pace Analytical Services, LLC
9800 Kincey Ave. Suite 100
Huntersville, NC 28078
(704)875-9092

ANALYTICAL RESULTS

Project: 2020-L1-2448 Incident
Pace Project No.: 92583318

Sample: 13800_HC_RD **Lab ID: 92583318001** Collected: 01/19/22 09:55 Received: 01/19/22 12:08 Matrix: Water

Parameters	Results	Units	Report Limit	MDL	DF	Prepared	Analyzed	CAS No.	Qual
6200B MSV	Analytical Method: SM 6200B Pace Analytical Services - Charlotte								
2,2-Dichloropropane	ND	ug/L	0.50	0.39	1		01/20/22 18:56	594-20-7	
1,1-Dichloropropene	ND	ug/L	0.50	0.43	1		01/20/22 18:56	563-58-6	
cis-1,3-Dichloropropene	ND	ug/L	0.50	0.36	1		01/20/22 18:56	10061-01-5	
trans-1,3-Dichloropropene	ND	ug/L	0.50	0.36	1		01/20/22 18:56	10061-02-6	
Diisopropyl ether	ND	ug/L	0.50	0.31	1		01/20/22 18:56	108-20-3	
Ethanol	ND	ug/L	200	72.2	1		01/20/22 18:56	64-17-5	
Ethylbenzene	ND	ug/L	0.50	0.30	1		01/20/22 18:56	100-41-4	
Hexachloro-1,3-butadiene	ND	ug/L	2.0	1.5	1		01/20/22 18:56	87-68-3	
Isopropylbenzene (Cumene)	ND	ug/L	0.50	0.33	1		01/20/22 18:56	98-82-8	
Methylene Chloride	ND	ug/L	2.0	2.0	1		01/20/22 18:56	75-09-2	
Methyl-tert-butyl ether	ND	ug/L	0.50	0.42	1		01/20/22 18:56	1634-04-4	
Naphthalene	ND	ug/L	2.0	0.64	1		01/20/22 18:56	91-20-3	
n-Propylbenzene	ND	ug/L	0.50	0.34	1		01/20/22 18:56	103-65-1	
Styrene	ND	ug/L	0.50	0.29	1		01/20/22 18:56	100-42-5	
1,1,1,2-Tetrachloroethane	ND	ug/L	0.50	0.31	1		01/20/22 18:56	630-20-6	
1,1,2,2-Tetrachloroethane	ND	ug/L	0.50	0.22	1		01/20/22 18:56	79-34-5	
Tetrachloroethene	ND	ug/L	0.50	0.29	1		01/20/22 18:56	127-18-4	
Toluene	ND	ug/L	0.50	0.48	1		01/20/22 18:56	108-88-3	
1,2,3-Trichlorobenzene	ND	ug/L	2.0	0.81	1		01/20/22 18:56	87-61-6	
1,2,4-Trichlorobenzene	ND	ug/L	2.0	0.64	1		01/20/22 18:56	120-82-1	
1,1,1-Trichloroethane	ND	ug/L	0.50	0.33	1		01/20/22 18:56	71-55-6	
1,1,2-Trichloroethane	ND	ug/L	0.50	0.32	1		01/20/22 18:56	79-00-5	
Trichloroethene	ND	ug/L	0.50	0.38	1		01/20/22 18:56	79-01-6	
Trichlorofluoromethane	ND	ug/L	1.0	0.30	1		01/20/22 18:56	75-69-4	
1,2,3-Trichloropropane	ND	ug/L	0.50	0.26	1		01/20/22 18:56	96-18-4	
1,2,4-Trimethylbenzene	ND	ug/L	0.50	0.50	1		01/20/22 18:56	95-63-6	
1,3,5-Trimethylbenzene	ND	ug/L	0.50	0.33	1		01/20/22 18:56	108-67-8	
Vinyl chloride	ND	ug/L	1.0	0.39	1		01/20/22 18:56	75-01-4	
m&p-Xylene	ND	ug/L	1.0	0.71	1		01/20/22 18:56	179601-23-1	
o-Xylene	ND	ug/L	0.50	0.34	1		01/20/22 18:56	95-47-6	
Surrogates									
1,2-Dichloroethane-d4 (S)	99	%	70-130		1		01/20/22 18:56	17060-07-0	
4-Bromofluorobenzene (S)	95	%	70-130		1		01/20/22 18:56	460-00-4	
Toluene-d8 (S)	100	%	70-130		1		01/20/22 18:56	2037-26-5	

REPORT OF LABORATORY ANALYSIS

This report shall not be reproduced, except in full,
without the written consent of Pace Analytical Services, LLC.

Pace Analytical Services, LLC
9800 Kincey Ave. Suite 100
Huntersville, NC 28078
(704)875-9092

QUALITY CONTROL DATA

Project: 2020-L1-2448 Incident
Pace Project No.: 92583318

QC Batch: 673502
QC Batch Method: MADEP VPH
Analysis Method: MADEP VPH
Analysis Description: VPH NC Water
Laboratory: Pace Analytical Services - Charlotte
Associated Lab Samples: 92583318001

METHOD BLANK: 3525462 Matrix: Water
Associated Lab Samples: 92583318001

Parameter	Units	Blank Result	Reporting Limit	MDL	Analyzed	Qualifiers
Aliphatic (C05-C08)	ug/L	ND	50.0	50.0	01/24/22 15:50	N2
Aromatic (C09-C10)	ug/L	ND	50.0	50.0	01/24/22 15:50	N2
4-Bromofluorobenzene (FID) (S)	%	99	70-130		01/24/22 15:50	
4-Bromofluorobenzene (PID) (S)	%	101	70-130		01/24/22 15:50	

LABORATORY CONTROL SAMPLE & LCSD: 3525463 3525464

Parameter	Units	Spike Conc.	LCS Result	LCSD Result	LCS % Rec	LCSD % Rec	% Rec Limits	RPD	Max RPD	Qualifiers
Aliphatic (C05-C08)	ug/L	300	317	342	106	114	70-130	8	25	N2
Aromatic (C09-C10)	ug/L	100	112	112	112	112	70-130	0	25	N2
4-Bromofluorobenzene (FID) (S)	%				100	103	70-130			
4-Bromofluorobenzene (PID) (S)	%				97	99	70-130			

Results presented on this page are in the units indicated by the "Units" column except where an alternate unit is presented to the right of the result.

REPORT OF LABORATORY ANALYSIS

This report shall not be reproduced, except in full,
without the written consent of Pace Analytical Services, LLC.

Pace Analytical Services, LLC
9800 Kincey Ave. Suite 100
Huntersville, NC 28078
(704)875-9092

QUALITY CONTROL DATA

Project: 2020-L1-2448 Incident
Pace Project No.: 92583318

QC Batch: 673217
QC Batch Method: EPA 3010A
Analysis Method: EPA 6010D
Analysis Description: 6010 MET
Laboratory: Pace Analytical Services - Asheville
Associated Lab Samples: 92583318001

METHOD BLANK: 3524077 Matrix: Water
Associated Lab Samples: 92583318001

Parameter	Units	Blank Result	Reporting Limit	MDL	Analyzed	Qualifiers
Lead	ug/L	ND	5.0	4.5	01/24/22 22:01	

LABORATORY CONTROL SAMPLE: 3524078

Parameter	Units	Spike Conc.	LCS Result	LCS % Rec	% Rec Limits	Qualifiers
Lead	ug/L	500	502	100	80-120	

MATRIX SPIKE & MATRIX SPIKE DUPLICATE: 3524079 3524080

Parameter	Units	92583313001 Result	MS Spike Conc.	MSD Spike Conc.	MS Result	MSD Result	MS % Rec	MSD % Rec	% Rec Limits	RPD	Max RPD	Qual
Lead	ug/L	ND	500	500	462	460	92	91	75-125	0	20	

Results presented on this page are in the units indicated by the "Units" column except where an alternate unit is presented to the right of the result.

REPORT OF LABORATORY ANALYSIS

This report shall not be reproduced, except in full,
without the written consent of Pace Analytical Services, LLC.

Pace Analytical Services, LLC
9800 Kincey Ave. Suite 100
Huntersville, NC 28078
(704)875-9092

QUALITY CONTROL DATA

Project: 2020-L1-2448 Incident
Pace Project No.: 92583318

QC Batch: 672663
QC Batch Method: SM 6200B
Analysis Method: SM 6200B
Analysis Description: 6200B MSV
Laboratory: Pace Analytical Services - Charlotte

Associated Lab Samples: 92583318001

METHOD BLANK: 3521112 Matrix: Water
Associated Lab Samples: 92583318001

Parameter	Units	Blank Result	Reporting Limit	MDL	Analyzed	Qualifiers
1,1,1,2-Tetrachloroethane	ug/L	ND	0.50	0.31	01/20/22 12:20	
1,1,1-Trichloroethane	ug/L	ND	0.50	0.33	01/20/22 12:20	
1,1,2,2-Tetrachloroethane	ug/L	ND	0.50	0.22	01/20/22 12:20	
1,1,2-Trichloroethane	ug/L	ND	0.50	0.32	01/20/22 12:20	
1,1-Dichloroethane	ug/L	ND	0.50	0.37	01/20/22 12:20	
1,1-Dichloroethene	ug/L	ND	0.50	0.35	01/20/22 12:20	
1,1-Dichloropropene	ug/L	ND	0.50	0.43	01/20/22 12:20	
1,2,3-Trichlorobenzene	ug/L	ND	2.0	0.81	01/20/22 12:20	
1,2,3-Trichloropropane	ug/L	ND	0.50	0.26	01/20/22 12:20	
1,2,4-Trichlorobenzene	ug/L	ND	2.0	0.64	01/20/22 12:20	
1,2,4-Trimethylbenzene	ug/L	ND	0.50	0.50	01/20/22 12:20	
1,2-Dibromo-3-chloropropane	ug/L	ND	1.0	0.34	01/20/22 12:20	
1,2-Dibromoethane (EDB)	ug/L	ND	0.50	0.27	01/20/22 12:20	
1,2-Dichlorobenzene	ug/L	ND	0.50	0.34	01/20/22 12:20	
1,2-Dichloroethane	ug/L	ND	0.50	0.32	01/20/22 12:20	
1,2-Dichloropropane	ug/L	ND	0.50	0.36	01/20/22 12:20	
1,3,5-Trimethylbenzene	ug/L	ND	0.50	0.33	01/20/22 12:20	
1,3-Dichlorobenzene	ug/L	ND	0.50	0.34	01/20/22 12:20	
1,3-Dichloropropane	ug/L	ND	0.50	0.28	01/20/22 12:20	
1,4-Dichlorobenzene	ug/L	ND	0.50	0.33	01/20/22 12:20	
2,2-Dichloropropane	ug/L	ND	0.50	0.39	01/20/22 12:20	
2-Chlorotoluene	ug/L	ND	0.50	0.32	01/20/22 12:20	
4-Chlorotoluene	ug/L	ND	0.50	0.32	01/20/22 12:20	
Benzene	ug/L	ND	0.50	0.34	01/20/22 12:20	
Bromobenzene	ug/L	ND	0.50	0.29	01/20/22 12:20	
Bromochloromethane	ug/L	ND	0.50	0.47	01/20/22 12:20	
Bromodichloromethane	ug/L	ND	0.50	0.31	01/20/22 12:20	
Bromoform	ug/L	ND	0.50	0.34	01/20/22 12:20	
Bromomethane	ug/L	ND	5.0	1.7	01/20/22 12:20	
Carbon tetrachloride	ug/L	ND	0.50	0.33	01/20/22 12:20	
Chlorobenzene	ug/L	ND	0.50	0.28	01/20/22 12:20	
Chloroethane	ug/L	ND	1.0	0.65	01/20/22 12:20	
Chloroform	ug/L	ND	0.50	0.35	01/20/22 12:20	
Chloromethane	ug/L	ND	1.0	0.54	01/20/22 12:20	
cis-1,2-Dichloroethene	ug/L	ND	0.50	0.38	01/20/22 12:20	
cis-1,3-Dichloropropene	ug/L	ND	0.50	0.36	01/20/22 12:20	
Dibromochloromethane	ug/L	ND	0.50	0.36	01/20/22 12:20	
Dibromomethane	ug/L	ND	0.50	0.39	01/20/22 12:20	
Dichlorodifluoromethane	ug/L	ND	0.50	0.35	01/20/22 12:20	
Diisopropyl ether	ug/L	ND	0.50	0.31	01/20/22 12:20	

Results presented on this page are in the units indicated by the "Units" column except where an alternate unit is presented to the right of the result.

REPORT OF LABORATORY ANALYSIS

This report shall not be reproduced, except in full,
without the written consent of Pace Analytical Services, LLC.

Pace Analytical Services, LLC
9800 Kincey Ave. Suite 100
Huntersville, NC 28078
(704)875-9092

QUALITY CONTROL DATA

Project: 2020-L1-2448 Incident
Pace Project No.: 92583318

METHOD BLANK: 3521112 Matrix: Water
Associated Lab Samples: 92583318001

Parameter	Units	Blank Result	Reporting Limit	MDL	Analyzed	Qualifiers
Ethanol	ug/L	ND	200	72.2	01/20/22 12:20	
Ethylbenzene	ug/L	ND	0.50	0.30	01/20/22 12:20	
Hexachloro-1,3-butadiene	ug/L	ND	2.0	1.5	01/20/22 12:20	
Isopropylbenzene (Cumene)	ug/L	ND	0.50	0.33	01/20/22 12:20	
m&p-Xylene	ug/L	ND	1.0	0.71	01/20/22 12:20	
Methyl-tert-butyl ether	ug/L	ND	0.50	0.42	01/20/22 12:20	
Methylene Chloride	ug/L	ND	2.0	2.0	01/20/22 12:20	
n-Butylbenzene	ug/L	ND	0.50	0.49	01/20/22 12:20	
n-Propylbenzene	ug/L	ND	0.50	0.34	01/20/22 12:20	
Naphthalene	ug/L	ND	2.0	0.64	01/20/22 12:20	
o-Xylene	ug/L	ND	0.50	0.34	01/20/22 12:20	
sec-Butylbenzene	ug/L	ND	0.50	0.40	01/20/22 12:20	
Styrene	ug/L	ND	0.50	0.29	01/20/22 12:20	
tert-Butylbenzene	ug/L	ND	0.50	0.32	01/20/22 12:20	
Tetrachloroethene	ug/L	ND	0.50	0.29	01/20/22 12:20	
Toluene	ug/L	ND	0.50	0.48	01/20/22 12:20	
trans-1,2-Dichloroethene	ug/L	ND	0.50	0.40	01/20/22 12:20	
trans-1,3-Dichloropropene	ug/L	ND	0.50	0.36	01/20/22 12:20	
Trichloroethene	ug/L	ND	0.50	0.38	01/20/22 12:20	
Trichlorofluoromethane	ug/L	ND	1.0	0.30	01/20/22 12:20	
Vinyl chloride	ug/L	ND	1.0	0.39	01/20/22 12:20	
1,2-Dichloroethane-d4 (S)	%	97	70-130		01/20/22 12:20	
4-Bromofluorobenzene (S)	%	98	70-130		01/20/22 12:20	
Toluene-d8 (S)	%	98	70-130		01/20/22 12:20	

LABORATORY CONTROL SAMPLE: 3521113

Parameter	Units	Spike Conc.	LCS Result	LCS % Rec	% Rec Limits	Qualifiers
1,1,1,2-Tetrachloroethane	ug/L	50	51.2	102	60-140	
1,1,1-Trichloroethane	ug/L	50	44.4	89	60-140	
1,1,2,2-Tetrachloroethane	ug/L	50	50.4	101	60-140	
1,1,2-Trichloroethane	ug/L	50	47.4	95	60-140	
1,1-Dichloroethane	ug/L	50	44.5	89	60-140	
1,1-Dichloroethene	ug/L	50	45.1	90	60-140	
1,1-Dichloropropene	ug/L	50	45.0	90	60-140	
1,2,3-Trichlorobenzene	ug/L	50	56.6	113	60-140	
1,2,3-Trichloropropane	ug/L	50	47.6	95	60-140	
1,2,4-Trichlorobenzene	ug/L	50	56.5	113	60-140	
1,2,4-Trimethylbenzene	ug/L	50	49.0	98	60-140	
1,2-Dibromo-3-chloropropane	ug/L	50	56.2	112	60-140	
1,2-Dibromoethane (EDB)	ug/L	50	50.8	102	60-140	
1,2-Dichlorobenzene	ug/L	50	50.4	101	60-140	
1,2-Dichloroethane	ug/L	50	44.3	89	60-140	
1,2-Dichloropropane	ug/L	50	45.6	91	60-140	

Results presented on this page are in the units indicated by the "Units" column except where an alternate unit is presented to the right of the result.

REPORT OF LABORATORY ANALYSIS

This report shall not be reproduced, except in full,
without the written consent of Pace Analytical Services, LLC.

Pace Analytical Services, LLC
9800 Kincey Ave. Suite 100
Huntersville, NC 28078
(704)875-9092

QUALITY CONTROL DATA

Project: 2020-L1-2448 Incident
Pace Project No.: 92583318

LABORATORY CONTROL SAMPLE: 3521113

Parameter	Units	Spike Conc.	LCS Result	LCS % Rec	% Rec Limits	Qualifiers
1,3,5-Trimethylbenzene	ug/L	50	50.3	101	60-140	
1,3-Dichlorobenzene	ug/L	50	50.7	101	60-140	
1,3-Dichloropropane	ug/L	50	47.8	96	60-140	
1,4-Dichlorobenzene	ug/L	50	51.0	102	60-140	
2,2-Dichloropropane	ug/L	50	53.4	107	60-140	
2-Chlorotoluene	ug/L	50	49.2	98	60-140	
4-Chlorotoluene	ug/L	50	48.2	96	60-140	
Benzene	ug/L	50	45.2	90	60-140	
Bromobenzene	ug/L	50	51.2	102	60-140	
Bromochloromethane	ug/L	50	47.1	94	60-140	
Bromodichloromethane	ug/L	50	48.5	97	60-140	
Bromoform	ug/L	50	56.1	112	60-140	
Bromomethane	ug/L	50	42.6	85	60-140	
Carbon tetrachloride	ug/L	50	48.4	97	60-140	
Chlorobenzene	ug/L	50	48.5	97	60-140	
Chloroethane	ug/L	50	31.9	64	60-140	
Chloroform	ug/L	50	42.6	85	60-140	
Chloromethane	ug/L	50	40.8	82	60-140	
cis-1,2-Dichloroethene	ug/L	50	44.2	88	60-140	
cis-1,3-Dichloropropene	ug/L	50	49.7	99	60-140	
Dibromochloromethane	ug/L	50	52.6	105	60-140	
Dibromomethane	ug/L	50	50.8	102	60-140	
Dichlorodifluoromethane	ug/L	50	36.9	74	60-140	
Diisopropyl ether	ug/L	50	42.0	84	60-140	
Ethanol	ug/L	2000	2030	101	60-140	
Ethylbenzene	ug/L	50	49.0	98	60-140	
Hexachloro-1,3-butadiene	ug/L	50	54.5	109	60-140	
Isopropylbenzene (Cumene)	ug/L	50	50.7	101	60-140	
m&p-Xylene	ug/L	100	97.1	97	60-140	
Methyl-tert-butyl ether	ug/L	50	43.4	87	60-140	
Methylene Chloride	ug/L	50	42.5	85	60-140	
n-Butylbenzene	ug/L	50	52.3	105	60-140	
n-Propylbenzene	ug/L	50	49.3	99	60-140	
Naphthalene	ug/L	50	55.6	111	60-140	
o-Xylene	ug/L	50	47.8	96	60-140	
sec-Butylbenzene	ug/L	50	49.2	98	60-140	
Styrene	ug/L	50	50.7	101	60-140	
tert-Butylbenzene	ug/L	50	41.8	84	60-140	
Tetrachloroethene	ug/L	50	48.1	96	60-140	
Toluene	ug/L	50	44.7	89	60-140	
trans-1,2-Dichloroethene	ug/L	50	46.3	93	60-140	
trans-1,3-Dichloropropene	ug/L	50	49.7	99	60-140	
Trichloroethene	ug/L	50	46.9	94	60-140	
Trichlorofluoromethane	ug/L	50	39.4	79	60-140	
Vinyl chloride	ug/L	50	44.0	88	60-140	
1,2-Dichloroethane-d4 (S)	%			98	70-130	
4-Bromofluorobenzene (S)	%			100	70-130	

Results presented on this page are in the units indicated by the "Units" column except where an alternate unit is presented to the right of the result.

REPORT OF LABORATORY ANALYSIS

This report shall not be reproduced, except in full,
without the written consent of Pace Analytical Services, LLC.

Pace Analytical Services, LLC
9800 Kincey Ave. Suite 100
Huntersville, NC 28078
(704)875-9092

QUALITY CONTROL DATA

Project: 2020-L1-2448 Incident
Pace Project No.: 92583318

LABORATORY CONTROL SAMPLE: 3521113

Parameter	Units	Spike Conc.	LCS Result	LCS % Rec	% Rec Limits	Qualifiers
Toluene-d8 (S)	%			99	70-130	

MATRIX SPIKE & MATRIX SPIKE DUPLICATE: 3521114 3521115

Parameter	Units	92582814005 Result	MS Spike Conc.	MSD Spike Conc.	MS Result	MSD Result	MS % Rec	MSD % Rec	% Rec Limits	RPD	Max RPD	Qual
1,1,1,2-Tetrachloroethane	ug/L	ND	400	400	431	493	108	123	60-140	13	30	
1,1,1-Trichloroethane	ug/L	ND	400	400	413	443	103	111	60-140	7	30	
1,1,2,2-Tetrachloroethane	ug/L	ND	400	400	440	493	110	123	60-140	11	30	
1,1,2-Trichloroethane	ug/L	ND	400	400	418	465	104	116	60-140	11	30	
1,1-Dichloroethane	ug/L	ND	400	400	418	447	104	112	60-140	7	30	
1,1-Dichloroethene	ug/L	ND	400	400	449	441	112	110	60-140	2	30	
1,1-Dichloropropene	ug/L	ND	400	400	423	449	106	112	60-140	6	30	
1,2,3-Trichlorobenzene	ug/L	ND	400	400	468	549	117	137	60-140	16	30	
1,2,3-Trichloropropane	ug/L	ND	400	400	419	497	105	124	60-140	17	30	
1,2,4-Trichlorobenzene	ug/L	ND	400	400	450	548	113	137	60-140	20	30	
1,2,4-Trimethylbenzene	ug/L	743	400	400	1710	1910	242	292	60-140	11	30	M1
1,2-Dibromo-3-chloropropane	ug/L	ND	400	400	463	507	116	127	60-140	9	30	
1,2-Dibromoethane (EDB)	ug/L	ND	400	400	436	501	109	125	60-140	14	30	
1,2-Dichlorobenzene	ug/L	ND	400	400	431	497	108	124	60-140	14	30	
1,2-Dichloroethane	ug/L	ND	400	400	401	437	100	109	60-140	9	30	
1,2-Dichloropropane	ug/L	ND	400	400	413	460	103	115	60-140	11	30	
1,3,5-Trimethylbenzene	ug/L	190	400	400	787	885	149	174	60-140	12	30	M1
1,3-Dichlorobenzene	ug/L	ND	400	400	429	497	107	124	60-140	15	30	
1,3-Dichloropropane	ug/L	ND	400	400	414	471	103	118	60-140	13	30	
1,4-Dichlorobenzene	ug/L	ND	400	400	435	498	109	125	60-140	13	30	
2,2-Dichloropropane	ug/L	ND	400	400	486	540	121	135	60-140	11	30	
2-Chlorotoluene	ug/L	ND	400	400	448	518	112	129	60-140	14	30	
4-Chlorotoluene	ug/L	ND	400	400	413	462	103	116	60-140	11	30	
Benzene	ug/L	566	400	400	985	1080	105	129	60-140	9	30	
Bromobenzene	ug/L	ND	400	400	438	503	109	126	60-140	14	30	
Bromochloromethane	ug/L	ND	400	400	429	480	107	120	60-140	11	30	
Bromodichloromethane	ug/L	ND	400	400	423	477	106	119	60-140	12	30	
Bromoform	ug/L	ND	400	400	451	514	113	129	60-140	13	30	
Bromomethane	ug/L	ND	400	400	250	215	62	54	60-140	15	30	M1
Carbon tetrachloride	ug/L	ND	400	400	455	465	114	116	60-140	2	30	
Chlorobenzene	ug/L	ND	400	400	437	489	109	122	60-140	11	30	
Chloroethane	ug/L	ND	400	400	453	449	113	112	60-140	1	30	
Chloroform	ug/L	ND	400	400	401	427	100	107	60-140	6	30	
Chloromethane	ug/L	ND	400	400	405	414	101	104	60-140	2	30	
cis-1,2-Dichloroethene	ug/L	ND	400	400	411	450	103	113	60-140	9	30	
cis-1,3-Dichloropropene	ug/L	ND	400	400	445	478	111	120	60-140	7	30	
Dibromochloromethane	ug/L	ND	400	400	434	489	108	122	60-140	12	30	
Dibromomethane	ug/L	ND	400	400	437	504	109	126	60-140	14	30	

Results presented on this page are in the units indicated by the "Units" column except where an alternate unit is presented to the right of the result.

REPORT OF LABORATORY ANALYSIS

This report shall not be reproduced, except in full,
without the written consent of Pace Analytical Services, LLC.

Pace Analytical Services, LLC
9800 Kincey Ave. Suite 100
Huntersville, NC 28078
(704)875-9092

QUALITY CONTROL DATA

Project: 2020-L1-2448 Incident
Pace Project No.: 92583318

MATRIX SPIKE & MATRIX SPIKE DUPLICATE: 3521114 3521115

Parameter	Units	92582814005 Result	MS Spike Conc.	MSD Spike Conc.	MS Result	MSD Result	MS % Rec	MSD % Rec	% Rec Limits	RPD	Max RPD	Qual
Dichlorodifluoromethane	ug/L	ND	400	400	445	359	111	90	60-140	21	30	
Diisopropyl ether	ug/L	ND	400	400	388	423	97	106	60-140	9	30	
Ethanol	ug/L	ND	16000	16000	16700	18400	104	115	60-140	10	30	
Ethylbenzene	ug/L	1270	400	400	2270	2510	249	310	60-140	10	30	M1
Hexachloro-1,3-butadiene	ug/L	ND	400	400	490	551	122	138	60-140	12	30	
Isopropylbenzene (Cumene)	ug/L	37.1	400	400	514	583	119	136	60-140	13	30	
m&p-Xylene	ug/L	3940	800	800	6610	7320	334	423	60-140	10	30	M1
Methyl-tert-butyl ether	ug/L	13.1	400	400	405	430	98	104	60-140	6	30	
Methylene Chloride	ug/L	ND	400	400	410	444	96	105	60-140	8	30	
n-Butylbenzene	ug/L	ND	400	400	485	545	121	136	60-140	12	30	
n-Propylbenzene	ug/L	92.8	400	400	601	666	127	143	60-140	10	30	M1
Naphthalene	ug/L	462	400	400	1110	1310	161	212	60-140	17	30	M1
o-Xylene	ug/L	1570	400	400	2550	2830	245	313	60-140	10	30	M1
sec-Butylbenzene	ug/L	ND	400	400	457	492	114	123	60-140	7	30	
Styrene	ug/L	ND	400	400	460	515	115	129	60-140	11	30	
tert-Butylbenzene	ug/L	ND	400	400	375	417	94	104	60-140	11	30	
Tetrachloroethene	ug/L	ND	400	400	438	475	110	119	60-140	8	30	
Toluene	ug/L	1510	400	400	2160	2360	163	214	60-140	9	30	M1
trans-1,2-Dichloroethene	ug/L	ND	400	400	423	458	106	115	60-140	8	30	
trans-1,3-Dichloropropene	ug/L	ND	400	400	425	458	106	115	60-140	7	30	
Trichloroethene	ug/L	ND	400	400	428	466	107	116	60-140	8	30	
Trichlorofluoromethane	ug/L	ND	400	400	429	406	107	102	60-140	6	30	
Vinyl chloride	ug/L	ND	400	400	433	435	108	109	60-140	1	30	
1,2-Dichloroethane-d4 (S)	%						96	95	70-130			
4-Bromofluorobenzene (S)	%						100	102	70-130			
Toluene-d8 (S)	%						100	100	70-130			

Results presented on this page are in the units indicated by the "Units" column except where an alternate unit is presented to the right of the result.

REPORT OF LABORATORY ANALYSIS

This report shall not be reproduced, except in full,
without the written consent of Pace Analytical Services, LLC.

Pace Analytical Services, LLC
9800 Kincey Ave. Suite 100
Huntersville, NC 28078
(704)875-9092

QUALIFIERS

Project: 2020-L1-2448 Incident
Pace Project No.: 92583318

DEFINITIONS

DF - Dilution Factor, if reported, represents the factor applied to the reported data due to dilution of the sample aliquot.

ND - Not Detected at or above adjusted reporting limit.

TNTC - Too Numerous To Count

J - Estimated concentration above the adjusted method detection limit and below the adjusted reporting limit.

MDL - Adjusted Method Detection Limit.

PQL - Practical Quantitation Limit.

RL - Reporting Limit - The lowest concentration value that meets project requirements for quantitative data with known precision and bias for a specific analyte in a specific matrix.

S - Surrogate

1,2-Diphenylhydrazine decomposes to and cannot be separated from Azobenzene using Method 8270. The result for each analyte is a combined concentration.

Consistent with EPA guidelines, unrounded data are displayed and have been used to calculate % recovery and RPD values.

LCS(D) - Laboratory Control Sample (Duplicate)

MS(D) - Matrix Spike (Duplicate)

DUP - Sample Duplicate

RPD - Relative Percent Difference

NC - Not Calculable.

SG - Silica Gel - Clean-Up

U - Indicates the compound was analyzed for, but not detected.

Acid preservation may not be appropriate for 2 Chloroethylvinyl ether.

A separate vial preserved to a pH of 4-5 is recommended in SW846 Chapter 4 for the analysis of Acrolein and Acrylonitrile by EPA Method 8260.

N-Nitrosodiphenylamine decomposes and cannot be separated from Diphenylamine using Method 8270. The result reported for each analyte is a combined concentration.

Reported results are not rounded until the final step prior to reporting. Therefore, calculated parameters that are typically reported as "Total" may vary slightly from the sum of the reported component parameters.

Pace Analytical is TNI accredited. Contact your Pace PM for the current list of accredited analytes.

TNI - The NELAC Institute.

ANALYTE QUALIFIERS

M1	Matrix spike recovery exceeded QC limits. Batch accepted based on laboratory control sample (LCS) recovery.
N2	The lab does not hold NELAC/TNI accreditation for this parameter but other accreditations/certifications may apply. A complete list of accreditations/certifications is available upon request.

This report shall not be reproduced, except in full,
without the written consent of Pace Analytical Services, LLC.

Pace Analytical Services, LLC
9800 Kincey Ave. Suite 100
Huntersville, NC 28078
(704)875-9092

QUALITY CONTROL DATA CROSS REFERENCE TABLE

Project: 2020-L1-2448 Incident
Pace Project No.: 92583318

Lab ID	Sample ID	QC Batch Method	QC Batch	Analytical Method	Analytical Batch
92583318001	**13800_HC_RD**	MADEP VPH	673502		
92583318001	**13800_HC_RD**	EPA 3010A	673217	EPA 6010D	673245
92583318001	**13800_HC_RD**	SM 6200B	672663		

This report shall not be reproduced, except in full,
without the written consent of Pace Analytical Services, LLC.

CHAIN-OF-CUSTODY Analytical Request Document

Pace Analytical

Chain-of-Custody is a LEGAL DOCUMENT - Complete all relevent fields

LAB **WO# : 92583318**

92583318

r Number or

Y

Company: Apex Companies	Billing Information:
Address:	
Report To: Andrew Street	Email To: andrew@apexcos-com
Copy To:	Site Collection Info/Address: 13800 Huntersville-Conrad Rd.
Customer Project Name/Number: 2020-LI-2448	State: NC County/City: Huntersville Time Zone Collected: [ ] PT [ ] MT [ ] CT [ ] ET
Phone: Email:	Site/Facility ID #: Compliance Monitoring? [ ] Yes [ ] No
Collected By (print): Matt T.	Purchase Order #: Quote #: DW PWS ID #: DW Location Code:
Collected By (signature):	Turnaround Date Required: ASAP Immediately Packed on Ice: [ ] Yes [ ] No
Sample Disposal: [ ] Dispose as appropriate [ ] Return [ ] Archive: [ ] Hold:	Rush: [ ] Same Day [ ] Next Day [ ] 2 Day [ ] 3 Day [ ] 4 Day [ ] 5 Day (Expedite Charges Apply) Field Filtered (if applicable): [ ] Yes [ ] No Analysis:

Container Preservative Type **

Lab Project Manager:

** Preservative Types: (1) nitric acid, (2) sulfuric acid, (3) hydrochloric acid, (4) sodium hydroxide, (5) zinc acetate, (6) methanol, (7) sodium bisulfate, (8) sodium thiosulfate, (9) hexane, (A) ascorbic acid, (B) ammonium sulfate, (C) ammonium hydroxide, (D) TSP, (U) Unpreserved, (O) Other

* Matrix Codes (Insert in Matrix box below): Drinking Water (DW), Ground Water (GW), Wastewater (WW), Product (P), Soil/Solid (SL), Oil (OL), Wipe (WP), Air (AR), Tissue (TS), Bioassay (B), Vapor (V), Other (OT)

Customer Sample ID	Matrix *	Comp / Grab	Collected (or Composite Start) Date	Collected (or Composite Start) Time	Composite End Date	Composite End Time	Res Cl	# of Ctns	Analyses: VOCs 6200B	MADEP VPH	LEAD	Lab Sample # / Comments
13800_HC-RD	DW	G	1-19-22	0955				8	X	X	X	92583318 001

Lab Profile/Line:

Lab Sample Receipt Checklist:

Custody Seals Present/Intact	Y N (NA)
Custody Signatures Present	(Y) N NA
Collector Signature Present	(Y) N NA
Bottles Intact	(Y) N NA
Correct Bottles	(Y) N NA
Sufficient Volume	(Y) N NA
Samples Received on Ice	(Y) N NA
VOA - Headspace Acceptable	(Y) N NA
USDA Regulated Soils	Y N (NA)
Samples in Holding Time	(Y) N NA
Residual Chlorine Present	Y N (NA)
Cl Strips:	
Sample pH Acceptable	(Y) N NA
pH Strips: 2238PAW	
Sulfide Present	Y N (NA)
Lead Acetate Strips:	

LAB USE ONLY:

Customer Remarks / Special Conditions / Possible Hazards:

Type of Ice Used: (Wet) Blue Dry None

Packing Material Used: bubble bags

Radchem sample(s) screened (<500 cpm): Y N (NA)

SHORT HOLDS PRESENT (<72 hours): Y N (N/A)

Lab Tracking #: 2601721

Samples received via: FEDEX UPS (Client) Courier Pace Courier

Lab Sample Temperature Info:

Temp Blank Received: Y N (NA)

Therm ID#: 92700649

Cooler 1 Temp Upon Receipt: 4.1 oC

Cooler 1 Therm Corr. Factor: 0 oC

Cooler 1 Corrected Temp: 4.1 oC

Comments:

Relinquished by/Company: (Signature)	Date/Time:	Received by/Company: (Signature)	Date/Time:
Alex / APEX	1-19-22/12:08	JKL Pace/KL	1-19-22 1708
Relinquished by/Company: (Signature)	Date/Time:	Received by/Company: (Signature)	Date/Time:
Relinquished by/Company: (Signature)	Date/Time:	Received by/Company: (Signature)	Date/Time:

MTJL LAB USE ONLY

Table #:

Acctnum:

Template:

Prelogin:

PM:

PB:

Trip Blank Received: Y N (NA)

HCL MeOH TSP Other

Non Conformance(s): YES / (NO)

Page: of:

***Check mark top half of box if pH and/or dechlorination is verified and within the acceptance range for preservation samples.**

Exceptions: VOA, Coliform, TOC, Oil and Grease, DRO/8015 (water) DOC, LLHg

****Bottom half of box is to list number of bottles**

Projec **WO# : 92583318**

PM: AMB Due Date: 01/26/22

CLIENT: 92-APEX MOOR

Item#	BP4U-125 mL Plastic Unpreserved (N/A) (Cl-)	BP3U-250 mL Plastic Unpreserved (N/A)	BP2U-500 mL Plastic Unpreserved (N/A)	BP1U-1 liter Plastic Unpreserved (N/A)	BP4S-125 mL Plastic H2SO4 (pH < 2) (Cl-)	BP3N-250 mL plastic HNO3 (pH < 2)	BP4Z-125 mL Plastic ZN Acetate & NaOH (>9)	BP4B-125 mL Plastic NaOH (pH > 12) (Cl-)	WGFU-Wide-mouthed Glass jar Unpreserved	AG1U-1 liter Amber Unpreserved (N/A) (Cl-)	AG1H-1 liter Amber HCl (pH < 2)	AG3U-250 mL Amber Unpreserved (N/A) (Cl-)	AG1S-1 liter Amber H2SO4 (pH < 2)	AG3S-250 mL Amber H2SO4 (pH < 2)	AG3A(DG3A)-250 mL Amber NH4Cl (N/A)(Cl-)	DG9H-40 mL VOA HCl (N/A)	VG9T-40 mL VOA Na2S2O3 (N/A)	VG9U-40 mL VOA Unpreserved (N/A)	DG9P-40 mL VOA H3PO4 (N/A)	VOAK (3 vials per kit)-5035 kit (N/A)	V/GK (3 vials per kit)-VPH/Gas kit (N/A)	SP5T-125 mL Sterile Plastic (N/A – lab)	SP2T-250 mL Sterile Plastic (N/A – lab)		BP3A-250 mL Plastic (NH2)2SO4 (9.3-9.7)	AG0U-100 mL Amber Unpreserved vials (N/A)	VSGU-20 mL Scintillation vials (N/A)	DG9U-40 mL Amber Unpreserved vials (N/A)
1						1 ✓										7													
2																													
3																													
4																													
5																													
6																													
7																													
8																													
9																													
10																													
11																													
12																													

pH Adjustment Log for Preserved Samples

Sample ID	Type of Preservative	pH upon receipt	Date preservation adjusted	Time preservation adjusted	Amount of Preservative added	Lot #

Note: Whenever there is a discrepancy affecting North Carolina compliance samples, a copy of this form will be sent to the North Carolina DEHNR Certification Office (i.e. Out of hold, incorrect preservative, out of temp, incorrect containers.

Pace Analytical Services, LLC
9800 Kincey Ave. Suite 100
Huntersville, NC 28078
(704)875-9092

January 25, 2022

Andrew Street
Apex Companies - NC
5900 Northwoods Business Pkwy
Suite 5900-0
Charlotte, NC 28269

RE: Project: 2020-L1-2448 Incident
Pace Project No.: 92583321

Dear Andrew Street:

Enclosed are the analytical results for sample(s) received by the laboratory on January 19, 2022. The results relate only to the samples included in this report. Results reported herein conform to the applicable TNI/NELAC Standards and the laboratory's Quality Manual, where applicable, unless otherwise noted in the body of the report.

The test results provided in this final report were generated by each of the following laboratories within the Pace Network:

- Pace Analytical Services - Asheville
- Pace Analytical Services - Charlotte

If you have any questions concerning this report, please feel free to contact me.

Sincerely,

Angela M. Baioni

Angela Baioni
angela.baioni@pacelabs.com
(704)875-9092
Project Manager

Enclosures

cc: J Culbreath, Colonial Pipeline Company
Naomi Fretz, APEX Companies, LLC
Robert Hughes, Colonial Pipeline
Cameron Lee, Montrose-EPS
Jamie Moran, APEX Companies, LLC
Jeff Morrison, Colonial Pipeline Company
Tom Naumann, APEX Companies - NC
Joe Nicolette, Montrose-EPS
Kaitlyn Nootens, Apex Companies
Christopher Schultz, Apex Companies
Matt Teixeira, Apex Companies, LLC
Michael Verdon, Colonial Pipeline Company
JM Wyatt, Colonial Pipeline Company

REPORT OF LABORATORY ANALYSIS

This report shall not be reproduced, except in full,
without the written consent of Pace Analytical Services, LLC.

Pace Analytical Services, LLC
9800 Kincey Ave. Suite 100
Huntersville, NC 28078
(704)875-9092

CERTIFICATIONS

Project: 2020-L1-2448 Incident
Pace Project No.: 92583321

Pace Analytical Services Charlotte

South Carolina Laboratory ID: 99006
9800 Kincey Ave. Ste 100, Huntersville, NC 28078
North Carolina Drinking Water Certification #: 37706
North Carolina Field Services Certification #: 5342
North Carolina Wastewater Certification #: 12
South Carolina Laboratory ID: 99006
South Carolina Certification #: 99006001
South Carolina Drinking Water Cert. #: 99006003
Florida/NELAP Certification #: E87627
Kentucky UST Certification #: 84
Louisiana DoH Drinking Water #: LA029
Virginia/VELAP Certification #: 460221

Pace Analytical Services Asheville

2225 Riverside Drive, Asheville, NC 28804
Florida/NELAP Certification #: E87648
North Carolina Drinking Water Certification #: 37712
North Carolina Wastewater Certification #: 40
South Carolina Laboratory ID: 99030
South Carolina Certification #: 99030001
Virginia/VELAP Certification #: 460222

This report shall not be reproduced, except in full,
without the written consent of Pace Analytical Services, LLC.

Pace Analytical Services, LLC
9800 Kincey Ave. Suite 100
Huntersville, NC 28078
(704)875-9092

SAMPLE SUMMARY

Project: 2020-L1-2448 Incident
Pace Project No.: 92583321

Lab ID	Sample ID	Matrix	Date Collected	Date Received
92583321001	**14401_HC_RD**	Water	01/19/22 10:22	01/19/22 12:08

REPORT OF LABORATORY ANALYSIS

This report shall not be reproduced, except in full,
without the written consent of Pace Analytical Services, LLC.

Pace Analytical Services, LLC
9800 Kincey Ave. Suite 100
Huntersville, NC 28078
(704)875-9092

SAMPLE ANALYTE COUNT

Project: 2020-L1-2448 Incident
Pace Project No.: 92583321

Lab ID	Sample ID	Method	Analysts	Analytes Reported	Laboratory
92583321001	**14401_HC_RD**	MADEP VPH	MAD	6	PASI-C
		EPA 6010D	CBV	1	PASI-A
		SM 6200B	SAS	64	PASI-C

PASI-A = Pace Analytical Services - Asheville
PASI-C = Pace Analytical Services - Charlotte

This report shall not be reproduced, except in full,
without the written consent of Pace Analytical Services, LLC.

Pace Analytical Services, LLC
9800 Kincey Ave. Suite 100
Huntersville, NC 28078
(704)875-9092

ANALYTICAL RESULTS

Project: 2020-L1-2448 Incident
Pace Project No.: 92583321

Sample: 14401_HC_RD **Lab ID: 92583321001** Collected: 01/19/22 10:22 Received: 01/19/22 12:08 Matrix: Water

Parameters	Results	Units	Report Limit	MDL	DF	Prepared	Analyzed	CAS No.	Qual
VPH NC Water	Analytical Method: MADEP VPH Pace Analytical Services - Charlotte								
Total VPH (C5-C12)	ND	ug/L	50.0	50.0	1		01/24/22 19:13		N2
Aliphatic (C05-C08)	ND	ug/L	50.0	50.0	1		01/24/22 19:13		N2
Aliphatic(C09-C12) Adjusted	ND	ug/L	50.0	50.0	1		01/24/22 19:13		N2
Aromatic (C09-C10)	ND	ug/L	50.0	50.0	1		01/24/22 19:13		N2
Surrogates									
4-Bromofluorobenzene (FID) (S)	101	%	70-130		1		01/24/22 19:13	460-00-4	
4-Bromofluorobenzene (PID) (S)	101	%	70-130		1		01/24/22 19:13	460-00-4	
6010 MET ICP	Analytical Method: EPA 6010D Preparation Method: EPA 3010A Pace Analytical Services - Asheville								
Lead	ND	ug/L	5.0	4.5	1	01/22/22 00:50	01/24/22 22:43	7439-92-1	
6200B MSV	Analytical Method: SM 6200B Pace Analytical Services - Charlotte								
Benzene	ND	ug/L	0.50	0.34	1		01/20/22 19:14	71-43-2	
Bromobenzene	ND	ug/L	0.50	0.29	1		01/20/22 19:14	108-86-1	
Bromochloromethane	ND	ug/L	0.50	0.47	1		01/20/22 19:14	74-97-5	
Bromodichloromethane	ND	ug/L	0.50	0.31	1		01/20/22 19:14	75-27-4	
Bromoform	ND	ug/L	0.50	0.34	1		01/20/22 19:14	75-25-2	
Bromomethane	ND	ug/L	5.0	1.7	1		01/20/22 19:14	74-83-9	
n-Butylbenzene	ND	ug/L	0.50	0.49	1		01/20/22 19:14	104-51-8	
sec-Butylbenzene	ND	ug/L	0.50	0.40	1		01/20/22 19:14	135-98-8	
tert-Butylbenzene	ND	ug/L	0.50	0.32	1		01/20/22 19:14	98-06-6	
Carbon tetrachloride	ND	ug/L	0.50	0.33	1		01/20/22 19:14	56-23-5	
Chlorobenzene	ND	ug/L	0.50	0.28	1		01/20/22 19:14	108-90-7	
Chloroethane	ND	ug/L	1.0	0.65	1		01/20/22 19:14	75-00-3	
Chloroform	ND	ug/L	0.50	0.35	1		01/20/22 19:14	67-66-3	
Chloromethane	ND	ug/L	1.0	0.54	1		01/20/22 19:14	74-87-3	
2-Chlorotoluene	ND	ug/L	0.50	0.32	1		01/20/22 19:14	95-49-8	
4-Chlorotoluene	ND	ug/L	0.50	0.32	1		01/20/22 19:14	106-43-4	
1,2-Dibromo-3-chloropropane	ND	ug/L	1.0	0.34	1		01/20/22 19:14	96-12-8	
Dibromochloromethane	ND	ug/L	0.50	0.36	1		01/20/22 19:14	124-48-1	
1,2-Dibromoethane (EDB)	ND	ug/L	0.50	0.27	1		01/20/22 19:14	106-93-4	
Dibromomethane	ND	ug/L	0.50	0.39	1		01/20/22 19:14	74-95-3	
1,2-Dichlorobenzene	ND	ug/L	0.50	0.34	1		01/20/22 19:14	95-50-1	
1,3-Dichlorobenzene	ND	ug/L	0.50	0.34	1		01/20/22 19:14	541-73-1	
1,4-Dichlorobenzene	ND	ug/L	0.50	0.33	1		01/20/22 19:14	106-46-7	
Dichlorodifluoromethane	ND	ug/L	0.50	0.35	1		01/20/22 19:14	75-71-8	
1,1-Dichloroethane	ND	ug/L	0.50	0.37	1		01/20/22 19:14	75-34-3	
1,2-Dichloroethane	ND	ug/L	0.50	0.32	1		01/20/22 19:14	107-06-2	
1,1-Dichloroethene	ND	ug/L	0.50	0.35	1		01/20/22 19:14	75-35-4	
cis-1,2-Dichloroethene	ND	ug/L	0.50	0.38	1		01/20/22 19:14	156-59-2	
trans-1,2-Dichloroethene	ND	ug/L	0.50	0.40	1		01/20/22 19:14	156-60-5	
1,2-Dichloropropane	ND	ug/L	0.50	0.36	1		01/20/22 19:14	78-87-5	
1,3-Dichloropropane	ND	ug/L	0.50	0.28	1		01/20/22 19:14	142-28-9	

REPORT OF LABORATORY ANALYSIS

This report shall not be reproduced, except in full,
without the written consent of Pace Analytical Services, LLC.

Pace Analytical Services, LLC
9800 Kincey Ave. Suite 100
Huntersville, NC 28078
(704)875-9092

ANALYTICAL RESULTS

Project: 2020-L1-2448 Incident
Pace Project No.: 92583321

Sample: 14401_HC_RD **Lab ID: 92583321001** Collected: 01/19/22 10:22 Received: 01/19/22 12:08 Matrix: Water

Parameters	Results	Units	Report Limit	MDL	DF	Prepared	Analyzed	CAS No.	Qual
6200B MSV	Analytical Method: SM 6200B Pace Analytical Services - Charlotte								
2,2-Dichloropropane	ND	ug/L	0.50	0.39	1		01/20/22 19:14	594-20-7	
1,1-Dichloropropene	ND	ug/L	0.50	0.43	1		01/20/22 19:14	563-58-6	
cis-1,3-Dichloropropene	ND	ug/L	0.50	0.36	1		01/20/22 19:14	10061-01-5	
trans-1,3-Dichloropropene	ND	ug/L	0.50	0.36	1		01/20/22 19:14	10061-02-6	
Diisopropyl ether	ND	ug/L	0.50	0.31	1		01/20/22 19:14	108-20-3	
Ethanol	ND	ug/L	200	72.2	1		01/20/22 19:14	64-17-5	
Ethylbenzene	ND	ug/L	0.50	0.30	1		01/20/22 19:14	100-41-4	
Hexachloro-1,3-butadiene	ND	ug/L	2.0	1.5	1		01/20/22 19:14	87-68-3	
Isopropylbenzene (Cumene)	ND	ug/L	0.50	0.33	1		01/20/22 19:14	98-82-8	
Methylene Chloride	ND	ug/L	2.0	2.0	1		01/20/22 19:14	75-09-2	
Methyl-tert-butyl ether	ND	ug/L	0.50	0.42	1		01/20/22 19:14	1634-04-4	
Naphthalene	ND	ug/L	2.0	0.64	1		01/20/22 19:14	91-20-3	
n-Propylbenzene	ND	ug/L	0.50	0.34	1		01/20/22 19:14	103-65-1	
Styrene	ND	ug/L	0.50	0.29	1		01/20/22 19:14	100-42-5	
1,1,1,2-Tetrachloroethane	ND	ug/L	0.50	0.31	1		01/20/22 19:14	630-20-6	
1,1,2,2-Tetrachloroethane	ND	ug/L	0.50	0.22	1		01/20/22 19:14	79-34-5	
Tetrachloroethene	ND	ug/L	0.50	0.29	1		01/20/22 19:14	127-18-4	
Toluene	ND	ug/L	0.50	0.48	1		01/20/22 19:14	108-88-3	
1,2,3-Trichlorobenzene	ND	ug/L	2.0	0.81	1		01/20/22 19:14	87-61-6	
1,2,4-Trichlorobenzene	ND	ug/L	2.0	0.64	1		01/20/22 19:14	120-82-1	
1,1,1-Trichloroethane	ND	ug/L	0.50	0.33	1		01/20/22 19:14	71-55-6	
1,1,2-Trichloroethane	ND	ug/L	0.50	0.32	1		01/20/22 19:14	79-00-5	
Trichloroethene	ND	ug/L	0.50	0.38	1		01/20/22 19:14	79-01-6	
Trichlorofluoromethane	ND	ug/L	1.0	0.30	1		01/20/22 19:14	75-69-4	
1,2,3-Trichloropropane	ND	ug/L	0.50	0.26	1		01/20/22 19:14	96-18-4	
1,2,4-Trimethylbenzene	ND	ug/L	0.50	0.50	1		01/20/22 19:14	95-63-6	
1,3,5-Trimethylbenzene	ND	ug/L	0.50	0.33	1		01/20/22 19:14	108-67-8	
Vinyl chloride	ND	ug/L	1.0	0.39	1		01/20/22 19:14	75-01-4	
m&p-Xylene	ND	ug/L	1.0	0.71	1		01/20/22 19:14	179601-23-1	
o-Xylene	ND	ug/L	0.50	0.34	1		01/20/22 19:14	95-47-6	
Surrogates									
1,2-Dichloroethane-d4 (S)	97	%	70-130		1		01/20/22 19:14	17060-07-0	
4-Bromofluorobenzene (S)	99	%	70-130		1		01/20/22 19:14	460-00-4	
Toluene-d8 (S)	98	%	70-130		1		01/20/22 19:14	2037-26-5	

REPORT OF LABORATORY ANALYSIS

This report shall not be reproduced, except in full,
without the written consent of Pace Analytical Services, LLC.

Pace Analytical Services, LLC
9800 Kincey Ave. Suite 100
Huntersville, NC 28078
(704)875-9092

QUALITY CONTROL DATA

Project: 2020-L1-2448 Incident
Pace Project No.: 92583321

QC Batch: 673502
QC Batch Method: MADEP VPH
Analysis Method: MADEP VPH
Analysis Description: VPH NC Water
Laboratory: Pace Analytical Services - Charlotte
Associated Lab Samples: 92583321001

METHOD BLANK: 3525462 Matrix: Water
Associated Lab Samples: 92583321001

Parameter	Units	Blank Result	Reporting Limit	MDL	Analyzed	Qualifiers
Aliphatic (C05-C08)	ug/L	ND	50.0	50.0	01/24/22 15:50	N2
Aromatic (C09-C10)	ug/L	ND	50.0	50.0	01/24/22 15:50	N2
4-Bromofluorobenzene (FID) (S)	%	99	70-130		01/24/22 15:50	
4-Bromofluorobenzene (PID) (S)	%	101	70-130		01/24/22 15:50	

LABORATORY CONTROL SAMPLE & LCSD: 3525463 3525464

Parameter	Units	Spike Conc.	LCS Result	LCSD Result	LCS % Rec	LCSD % Rec	% Rec Limits	RPD	Max RPD	Qualifiers
Aliphatic (C05-C08)	ug/L	300	317	342	106	114	70-130	8	25	N2
Aromatic (C09-C10)	ug/L	100	112	112	112	112	70-130	0	25	N2
4-Bromofluorobenzene (FID) (S)	%				100	103	70-130			
4-Bromofluorobenzene (PID) (S)	%				97	99	70-130			

Results presented on this page are in the units indicated by the "Units" column except where an alternate unit is presented to the right of the result.

REPORT OF LABORATORY ANALYSIS

This report shall not be reproduced, except in full,
without the written consent of Pace Analytical Services, LLC.

Pace Analytical Services, LLC
9800 Kincey Ave. Suite 100
Huntersville, NC 28078
(704)875-9092

QUALITY CONTROL DATA

Project: 2020-L1-2448 Incident
Pace Project No.: 92583321

QC Batch: 673217
QC Batch Method: EPA 3010A
Analysis Method: EPA 6010D
Analysis Description: 6010 MET
Laboratory: Pace Analytical Services - Asheville
Associated Lab Samples: 92583321001

METHOD BLANK: 3524077 Matrix: Water
Associated Lab Samples: 92583321001

Parameter	Units	Blank Result	Reporting Limit	MDL	Analyzed	Qualifiers
Lead	ug/L	ND	5.0	4.5	01/24/22 22:01	

LABORATORY CONTROL SAMPLE: 3524078

Parameter	Units	Spike Conc.	LCS Result	LCS % Rec	% Rec Limits	Qualifiers
Lead	ug/L	500	502	100	80-120	

MATRIX SPIKE & MATRIX SPIKE DUPLICATE: 3524079 3524080

Parameter	Units	92583313001 Result	MS Spike Conc.	MSD Spike Conc.	MS Result	MSD Result	MS % Rec	MSD % Rec	% Rec Limits	RPD	Max RPD	Qual
Lead	ug/L	ND	500	500	462	460	92	91	75-125	0	20	

Results presented on this page are in the units indicated by the "Units" column except where an alternate unit is presented to the right of the result.

REPORT OF LABORATORY ANALYSIS

This report shall not be reproduced, except in full,
without the written consent of Pace Analytical Services, LLC.

Pace Analytical Services, LLC
9800 Kincey Ave. Suite 100
Huntersville, NC 28078
(704)875-9092

QUALITY CONTROL DATA

Project: 2020-L1-2448 Incident
Pace Project No.: 92583321

QC Batch: 672663
QC Batch Method: SM 6200B
Analysis Method: SM 6200B
Analysis Description: 6200B MSV
Laboratory: Pace Analytical Services - Charlotte

Associated Lab Samples: 92583321001

METHOD BLANK: 3521112 Matrix: Water
Associated Lab Samples: 92583321001

Parameter	Units	Blank Result	Reporting Limit	MDL	Analyzed	Qualifiers
1,1,1,2-Tetrachloroethane	ug/L	ND	0.50	0.31	01/20/22 12:20	
1,1,1-Trichloroethane	ug/L	ND	0.50	0.33	01/20/22 12:20	
1,1,2,2-Tetrachloroethane	ug/L	ND	0.50	0.22	01/20/22 12:20	
1,1,2-Trichloroethane	ug/L	ND	0.50	0.32	01/20/22 12:20	
1,1-Dichloroethane	ug/L	ND	0.50	0.37	01/20/22 12:20	
1,1-Dichloroethene	ug/L	ND	0.50	0.35	01/20/22 12:20	
1,1-Dichloropropene	ug/L	ND	0.50	0.43	01/20/22 12:20	
1,2,3-Trichlorobenzene	ug/L	ND	2.0	0.81	01/20/22 12:20	
1,2,3-Trichloropropane	ug/L	ND	0.50	0.26	01/20/22 12:20	
1,2,4-Trichlorobenzene	ug/L	ND	2.0	0.64	01/20/22 12:20	
1,2,4-Trimethylbenzene	ug/L	ND	0.50	0.50	01/20/22 12:20	
1,2-Dibromo-3-chloropropane	ug/L	ND	1.0	0.34	01/20/22 12:20	
1,2-Dibromoethane (EDB)	ug/L	ND	0.50	0.27	01/20/22 12:20	
1,2-Dichlorobenzene	ug/L	ND	0.50	0.34	01/20/22 12:20	
1,2-Dichloroethane	ug/L	ND	0.50	0.32	01/20/22 12:20	
1,2-Dichloropropane	ug/L	ND	0.50	0.36	01/20/22 12:20	
1,3,5-Trimethylbenzene	ug/L	ND	0.50	0.33	01/20/22 12:20	
1,3-Dichlorobenzene	ug/L	ND	0.50	0.34	01/20/22 12:20	
1,3-Dichloropropane	ug/L	ND	0.50	0.28	01/20/22 12:20	
1,4-Dichlorobenzene	ug/L	ND	0.50	0.33	01/20/22 12:20	
2,2-Dichloropropane	ug/L	ND	0.50	0.39	01/20/22 12:20	
2-Chlorotoluene	ug/L	ND	0.50	0.32	01/20/22 12:20	
4-Chlorotoluene	ug/L	ND	0.50	0.32	01/20/22 12:20	
Benzene	ug/L	ND	0.50	0.34	01/20/22 12:20	
Bromobenzene	ug/L	ND	0.50	0.29	01/20/22 12:20	
Bromochloromethane	ug/L	ND	0.50	0.47	01/20/22 12:20	
Bromodichloromethane	ug/L	ND	0.50	0.31	01/20/22 12:20	
Bromoform	ug/L	ND	0.50	0.34	01/20/22 12:20	
Bromomethane	ug/L	ND	5.0	1.7	01/20/22 12:20	
Carbon tetrachloride	ug/L	ND	0.50	0.33	01/20/22 12:20	
Chlorobenzene	ug/L	ND	0.50	0.28	01/20/22 12:20	
Chloroethane	ug/L	ND	1.0	0.65	01/20/22 12:20	
Chloroform	ug/L	ND	0.50	0.35	01/20/22 12:20	
Chloromethane	ug/L	ND	1.0	0.54	01/20/22 12:20	
cis-1,2-Dichloroethene	ug/L	ND	0.50	0.38	01/20/22 12:20	
cis-1,3-Dichloropropene	ug/L	ND	0.50	0.36	01/20/22 12:20	
Dibromochloromethane	ug/L	ND	0.50	0.36	01/20/22 12:20	
Dibromomethane	ug/L	ND	0.50	0.39	01/20/22 12:20	
Dichlorodifluoromethane	ug/L	ND	0.50	0.35	01/20/22 12:20	
Diisopropyl ether	ug/L	ND	0.50	0.31	01/20/22 12:20	

Results presented on this page are in the units indicated by the "Units" column except where an alternate unit is presented to the right of the result.

REPORT OF LABORATORY ANALYSIS

This report shall not be reproduced, except in full,
without the written consent of Pace Analytical Services, LLC.

Pace Analytical Services, LLC
9800 Kincey Ave. Suite 100
Huntersville, NC 28078
(704)875-9092

QUALITY CONTROL DATA

Project: 2020-L1-2448 Incident
Pace Project No.: 92583321

METHOD BLANK: 3521112 Matrix: Water
Associated Lab Samples: 92583321001

Parameter	Units	Blank Result	Reporting Limit	MDL	Analyzed	Qualifiers
Ethanol	ug/L	ND	200	72.2	01/20/22 12:20	
Ethylbenzene	ug/L	ND	0.50	0.30	01/20/22 12:20	
Hexachloro-1,3-butadiene	ug/L	ND	2.0	1.5	01/20/22 12:20	
Isopropylbenzene (Cumene)	ug/L	ND	0.50	0.33	01/20/22 12:20	
m&p-Xylene	ug/L	ND	1.0	0.71	01/20/22 12:20	
Methyl-tert-butyl ether	ug/L	ND	0.50	0.42	01/20/22 12:20	
Methylene Chloride	ug/L	ND	2.0	2.0	01/20/22 12:20	
n-Butylbenzene	ug/L	ND	0.50	0.49	01/20/22 12:20	
n-Propylbenzene	ug/L	ND	0.50	0.34	01/20/22 12:20	
Naphthalene	ug/L	ND	2.0	0.64	01/20/22 12:20	
o-Xylene	ug/L	ND	0.50	0.34	01/20/22 12:20	
sec-Butylbenzene	ug/L	ND	0.50	0.40	01/20/22 12:20	
Styrene	ug/L	ND	0.50	0.29	01/20/22 12:20	
tert-Butylbenzene	ug/L	ND	0.50	0.32	01/20/22 12:20	
Tetrachloroethene	ug/L	ND	0.50	0.29	01/20/22 12:20	
Toluene	ug/L	ND	0.50	0.48	01/20/22 12:20	
trans-1,2-Dichloroethene	ug/L	ND	0.50	0.40	01/20/22 12:20	
trans-1,3-Dichloropropene	ug/L	ND	0.50	0.36	01/20/22 12:20	
Trichloroethene	ug/L	ND	0.50	0.38	01/20/22 12:20	
Trichlorofluoromethane	ug/L	ND	1.0	0.30	01/20/22 12:20	
Vinyl chloride	ug/L	ND	1.0	0.39	01/20/22 12:20	
1,2-Dichloroethane-d4 (S)	%	97	70-130		01/20/22 12:20	
4-Bromofluorobenzene (S)	%	98	70-130		01/20/22 12:20	
Toluene-d8 (S)	%	98	70-130		01/20/22 12:20	

LABORATORY CONTROL SAMPLE: 3521113

Parameter	Units	Spike Conc.	LCS Result	LCS % Rec	% Rec Limits	Qualifiers
1,1,1,2-Tetrachloroethane	ug/L	50	51.2	102	60-140	
1,1,1-Trichloroethane	ug/L	50	44.4	89	60-140	
1,1,2,2-Tetrachloroethane	ug/L	50	50.4	101	60-140	
1,1,2-Trichloroethane	ug/L	50	47.4	95	60-140	
1,1-Dichloroethane	ug/L	50	44.5	89	60-140	
1,1-Dichloroethene	ug/L	50	45.1	90	60-140	
1,1-Dichloropropene	ug/L	50	45.0	90	60-140	
1,2,3-Trichlorobenzene	ug/L	50	56.6	113	60-140	
1,2,3-Trichloropropane	ug/L	50	47.6	95	60-140	
1,2,4-Trichlorobenzene	ug/L	50	56.5	113	60-140	
1,2,4-Trimethylbenzene	ug/L	50	49.0	98	60-140	
1,2-Dibromo-3-chloropropane	ug/L	50	56.2	112	60-140	
1,2-Dibromoethane (EDB)	ug/L	50	50.8	102	60-140	
1,2-Dichlorobenzene	ug/L	50	50.4	101	60-140	
1,2-Dichloroethane	ug/L	50	44.3	89	60-140	
1,2-Dichloropropane	ug/L	50	45.6	91	60-140	

Results presented on this page are in the units indicated by the "Units" column except where an alternate unit is presented to the right of the result.

REPORT OF LABORATORY ANALYSIS

This report shall not be reproduced, except in full,
without the written consent of Pace Analytical Services, LLC.

Pace Analytical Services, LLC
9800 Kincey Ave. Suite 100
Huntersville, NC 28078
(704)875-9092

QUALITY CONTROL DATA

Project: 2020-L1-2448 Incident
Pace Project No.: 92583321

LABORATORY CONTROL SAMPLE: 3521113

Parameter	Units	Spike Conc.	LCS Result	LCS % Rec	% Rec Limits	Qualifiers
1,3,5-Trimethylbenzene	ug/L	50	50.3	101	60-140	
1,3-Dichlorobenzene	ug/L	50	50.7	101	60-140	
1,3-Dichloropropane	ug/L	50	47.8	96	60-140	
1,4-Dichlorobenzene	ug/L	50	51.0	102	60-140	
2,2-Dichloropropane	ug/L	50	53.4	107	60-140	
2-Chlorotoluene	ug/L	50	49.2	98	60-140	
4-Chlorotoluene	ug/L	50	48.2	96	60-140	
Benzene	ug/L	50	45.2	90	60-140	
Bromobenzene	ug/L	50	51.2	102	60-140	
Bromochloromethane	ug/L	50	47.1	94	60-140	
Bromodichloromethane	ug/L	50	48.5	97	60-140	
Bromoform	ug/L	50	56.1	112	60-140	
Bromomethane	ug/L	50	42.6	85	60-140	
Carbon tetrachloride	ug/L	50	48.4	97	60-140	
Chlorobenzene	ug/L	50	48.5	97	60-140	
Chloroethane	ug/L	50	31.9	64	60-140	
Chloroform	ug/L	50	42.6	85	60-140	
Chloromethane	ug/L	50	40.8	82	60-140	
cis-1,2-Dichloroethene	ug/L	50	44.2	88	60-140	
cis-1,3-Dichloropropene	ug/L	50	49.7	99	60-140	
Dibromochloromethane	ug/L	50	52.6	105	60-140	
Dibromomethane	ug/L	50	50.8	102	60-140	
Dichlorodifluoromethane	ug/L	50	36.9	74	60-140	
Diisopropyl ether	ug/L	50	42.0	84	60-140	
Ethanol	ug/L	2000	2030	101	60-140	
Ethylbenzene	ug/L	50	49.0	98	60-140	
Hexachloro-1,3-butadiene	ug/L	50	54.5	109	60-140	
Isopropylbenzene (Cumene)	ug/L	50	50.7	101	60-140	
m&p-Xylene	ug/L	100	97.1	97	60-140	
Methyl-tert-butyl ether	ug/L	50	43.4	87	60-140	
Methylene Chloride	ug/L	50	42.5	85	60-140	
n-Butylbenzene	ug/L	50	52.3	105	60-140	
n-Propylbenzene	ug/L	50	49.3	99	60-140	
Naphthalene	ug/L	50	55.6	111	60-140	
o-Xylene	ug/L	50	47.8	96	60-140	
sec-Butylbenzene	ug/L	50	49.2	98	60-140	
Styrene	ug/L	50	50.7	101	60-140	
tert-Butylbenzene	ug/L	50	41.8	84	60-140	
Tetrachloroethene	ug/L	50	48.1	96	60-140	
Toluene	ug/L	50	44.7	89	60-140	
trans-1,2-Dichloroethene	ug/L	50	46.3	93	60-140	
trans-1,3-Dichloropropene	ug/L	50	49.7	99	60-140	
Trichloroethene	ug/L	50	46.9	94	60-140	
Trichlorofluoromethane	ug/L	50	39.4	79	60-140	
Vinyl chloride	ug/L	50	44.0	88	60-140	
1,2-Dichloroethane-d4 (S)	%			98	70-130	
4-Bromofluorobenzene (S)	%			100	70-130	

Results presented on this page are in the units indicated by the "Units" column except where an alternate unit is presented to the right of the result.

REPORT OF LABORATORY ANALYSIS

This report shall not be reproduced, except in full,
without the written consent of Pace Analytical Services, LLC.

Pace Analytical Services, LLC
9800 Kincey Ave. Suite 100
Huntersville, NC 28078
(704)875-9092

QUALITY CONTROL DATA

Project: 2020-L1-2448 Incident
Pace Project No.: 92583321

LABORATORY CONTROL SAMPLE: 3521113

Parameter	Units	Spike Conc.	LCS Result	LCS % Rec	% Rec Limits	Qualifiers
Toluene-d8 (S)	%			99	70-130	

MATRIX SPIKE & MATRIX SPIKE DUPLICATE: 3521114 3521115

Parameter	Units	92582814005 Result	MS Spike Conc.	MSD Spike Conc.	MS Result	MSD Result	MS % Rec	MSD % Rec	% Rec Limits	RPD	Max RPD	Qual
1,1,1,2-Tetrachloroethane	ug/L	ND	400	400	431	493	108	123	60-140	13	30	
1,1,1-Trichloroethane	ug/L	ND	400	400	413	443	103	111	60-140	7	30	
1,1,2,2-Tetrachloroethane	ug/L	ND	400	400	440	493	110	123	60-140	11	30	
1,1,2-Trichloroethane	ug/L	ND	400	400	418	465	104	116	60-140	11	30	
1,1-Dichloroethane	ug/L	ND	400	400	418	447	104	112	60-140	7	30	
1,1-Dichloroethene	ug/L	ND	400	400	449	441	112	110	60-140	2	30	
1,1-Dichloropropene	ug/L	ND	400	400	423	449	106	112	60-140	6	30	
1,2,3-Trichlorobenzene	ug/L	ND	400	400	468	549	117	137	60-140	16	30	
1,2,3-Trichloropropane	ug/L	ND	400	400	419	497	105	124	60-140	17	30	
1,2,4-Trichlorobenzene	ug/L	ND	400	400	450	548	113	137	60-140	20	30	
1,2,4-Trimethylbenzene	ug/L	743	400	400	1710	1910	242	292	60-140	11	30	M1
1,2-Dibromo-3-chloropropane	ug/L	ND	400	400	463	507	116	127	60-140	9	30	
1,2-Dibromoethane (EDB)	ug/L	ND	400	400	436	501	109	125	60-140	14	30	
1,2-Dichlorobenzene	ug/L	ND	400	400	431	497	108	124	60-140	14	30	
1,2-Dichloroethane	ug/L	ND	400	400	401	437	100	109	60-140	9	30	
1,2-Dichloropropane	ug/L	ND	400	400	413	460	103	115	60-140	11	30	
1,3,5-Trimethylbenzene	ug/L	190	400	400	787	885	149	174	60-140	12	30	M1
1,3-Dichlorobenzene	ug/L	ND	400	400	429	497	107	124	60-140	15	30	
1,3-Dichloropropane	ug/L	ND	400	400	414	471	103	118	60-140	13	30	
1,4-Dichlorobenzene	ug/L	ND	400	400	435	498	109	125	60-140	13	30	
2,2-Dichloropropane	ug/L	ND	400	400	486	540	121	135	60-140	11	30	
2-Chlorotoluene	ug/L	ND	400	400	448	518	112	129	60-140	14	30	
4-Chlorotoluene	ug/L	ND	400	400	413	462	103	116	60-140	11	30	
Benzene	ug/L	566	400	400	985	1080	105	129	60-140	9	30	
Bromobenzene	ug/L	ND	400	400	438	503	109	126	60-140	14	30	
Bromochloromethane	ug/L	ND	400	400	429	480	107	120	60-140	11	30	
Bromodichloromethane	ug/L	ND	400	400	423	477	106	119	60-140	12	30	
Bromoform	ug/L	ND	400	400	451	514	113	129	60-140	13	30	
Bromomethane	ug/L	ND	400	400	250	215	62	54	60-140	15	30	M1
Carbon tetrachloride	ug/L	ND	400	400	455	465	114	116	60-140	2	30	
Chlorobenzene	ug/L	ND	400	400	437	489	109	122	60-140	11	30	
Chloroethane	ug/L	ND	400	400	453	449	113	112	60-140	1	30	
Chloroform	ug/L	ND	400	400	401	427	100	107	60-140	6	30	
Chloromethane	ug/L	ND	400	400	405	414	101	104	60-140	2	30	
cis-1,2-Dichloroethene	ug/L	ND	400	400	411	450	103	113	60-140	9	30	
cis-1,3-Dichloropropene	ug/L	ND	400	400	445	478	111	120	60-140	7	30	
Dibromochloromethane	ug/L	ND	400	400	434	489	108	122	60-140	12	30	
Dibromomethane	ug/L	ND	400	400	437	504	109	126	60-140	14	30	

Results presented on this page are in the units indicated by the "Units" column except where an alternate unit is presented to the right of the result.

REPORT OF LABORATORY ANALYSIS

This report shall not be reproduced, except in full,
without the written consent of Pace Analytical Services, LLC.

Pace Analytical Services, LLC
9800 Kincey Ave. Suite 100
Huntersville, NC 28078
(704)875-9092

QUALITY CONTROL DATA

Project: 2020-L1-2448 Incident
Pace Project No.: 92583321

MATRIX SPIKE & MATRIX SPIKE DUPLICATE: 3521114 3521115

Parameter	Units	92582814005 Result	MS Spike Conc.	MSD Spike Conc.	MS Result	MSD Result	MS % Rec	MSD % Rec	% Rec Limits	RPD	Max RPD	Qual
Dichlorodifluoromethane	ug/L	ND	400	400	445	359	111	90	60-140	21	30	
Diisopropyl ether	ug/L	ND	400	400	388	423	97	106	60-140	9	30	
Ethanol	ug/L	ND	16000	16000	16700	18400	104	115	60-140	10	30	
Ethylbenzene	ug/L	1270	400	400	2270	2510	249	310	60-140	10	30	M1
Hexachloro-1,3-butadiene	ug/L	ND	400	400	490	551	122	138	60-140	12	30	
Isopropylbenzene (Cumene)	ug/L	37.1	400	400	514	583	119	136	60-140	13	30	
m&p-Xylene	ug/L	3940	800	800	6610	7320	334	423	60-140	10	30	M1
Methyl-tert-butyl ether	ug/L	13.1	400	400	405	430	98	104	60-140	6	30	
Methylene Chloride	ug/L	ND	400	400	410	444	96	105	60-140	8	30	
n-Butylbenzene	ug/L	ND	400	400	485	545	121	136	60-140	12	30	
n-Propylbenzene	ug/L	92.8	400	400	601	666	127	143	60-140	10	30	M1
Naphthalene	ug/L	462	400	400	1110	1310	161	212	60-140	17	30	M1
o-Xylene	ug/L	1570	400	400	2550	2830	245	313	60-140	10	30	M1
sec-Butylbenzene	ug/L	ND	400	400	457	492	114	123	60-140	7	30	
Styrene	ug/L	ND	400	400	460	515	115	129	60-140	11	30	
tert-Butylbenzene	ug/L	ND	400	400	375	417	94	104	60-140	11	30	
Tetrachloroethene	ug/L	ND	400	400	438	475	110	119	60-140	8	30	
Toluene	ug/L	1510	400	400	2160	2360	163	214	60-140	9	30	M1
trans-1,2-Dichloroethene	ug/L	ND	400	400	423	458	106	115	60-140	8	30	
trans-1,3-Dichloropropene	ug/L	ND	400	400	425	458	106	115	60-140	7	30	
Trichloroethene	ug/L	ND	400	400	428	466	107	116	60-140	8	30	
Trichlorofluoromethane	ug/L	ND	400	400	429	406	107	102	60-140	6	30	
Vinyl chloride	ug/L	ND	400	400	433	435	108	109	60-140	1	30	
1,2-Dichloroethane-d4 (S)	%						96	95	70-130			
4-Bromofluorobenzene (S)	%						100	102	70-130			
Toluene-d8 (S)	%						100	100	70-130			

Results presented on this page are in the units indicated by the "Units" column except where an alternate unit is presented to the right of the result.

REPORT OF LABORATORY ANALYSIS

This report shall not be reproduced, except in full,
without the written consent of Pace Analytical Services, LLC.

Pace Analytical Services, LLC
9800 Kincey Ave. Suite 100
Huntersville, NC 28078
(704)875-9092

QUALIFIERS

Project: 2020-L1-2448 Incident
Pace Project No.: 92583321

DEFINITIONS

DF - Dilution Factor, if reported, represents the factor applied to the reported data due to dilution of the sample aliquot.

ND - Not Detected at or above adjusted reporting limit.

TNTC - Too Numerous To Count

J - Estimated concentration above the adjusted method detection limit and below the adjusted reporting limit.

MDL - Adjusted Method Detection Limit.

PQL - Practical Quantitation Limit.

RL - Reporting Limit - The lowest concentration value that meets project requirements for quantitative data with known precision and bias for a specific analyte in a specific matrix.

S - Surrogate

1,2-Diphenylhydrazine decomposes to and cannot be separated from Azobenzene using Method 8270. The result for each analyte is a combined concentration.

Consistent with EPA guidelines, unrounded data are displayed and have been used to calculate % recovery and RPD values.

LCS(D) - Laboratory Control Sample (Duplicate)

MS(D) - Matrix Spike (Duplicate)

DUP - Sample Duplicate

RPD - Relative Percent Difference

NC - Not Calculable.

SG - Silica Gel - Clean-Up

U - Indicates the compound was analyzed for, but not detected.

Acid preservation may not be appropriate for 2 Chloroethylvinyl ether.

A separate vial preserved to a pH of 4-5 is recommended in SW846 Chapter 4 for the analysis of Acrolein and Acrylonitrile by EPA Method 8260.

N-Nitrosodiphenylamine decomposes and cannot be separated from Diphenylamine using Method 8270. The result reported for each analyte is a combined concentration.

Reported results are not rounded until the final step prior to reporting. Therefore, calculated parameters that are typically reported as "Total" may vary slightly from the sum of the reported component parameters.

Pace Analytical is TNI accredited. Contact your Pace PM for the current list of accredited analytes.

TNI - The NELAC Institute.

ANALYTE QUALIFIERS

M1	Matrix spike recovery exceeded QC limits. Batch accepted based on laboratory control sample (LCS) recovery.
N2	The lab does not hold NELAC/TNI accreditation for this parameter but other accreditations/certifications may apply. A complete list of accreditations/certifications is available upon request.

This report shall not be reproduced, except in full,
without the written consent of Pace Analytical Services, LLC.

Pace Analytical Services, LLC
9800 Kincey Ave. Suite 100
Huntersville, NC 28078
(704)875-9092

QUALITY CONTROL DATA CROSS REFERENCE TABLE

Project: 2020-L1-2448 Incident
Pace Project No.: 92583321

Lab ID	Sample ID	QC Batch Method	QC Batch	Analytical Method	Analytical Batch
92583321001	**14401_HC_RD**	MADEP VPH	673502		
92583321001	**14401_HC_RD**	EPA 3010A	673217	EPA 6010D	673245
92583321001	**14401_HC_RD**	SM 6200B	672663		

This report shall not be reproduced, except in full,
without the written consent of Pace Analytical Services, LLC.

CHAIN-OF-CUSTODY Analytical Request Document

Pace Analytical

Chain-of-Custody is a LEGAL DOCUMENT - Complete all relevent fields

WO# : 92583321

92583321

Company: Apex Companies	Billing Information:
Address:	
Report To: Andrew Street	Email To: andrew.street@apexcos.com
Copy To:	Site Collection Info/Address: 14401 Huntersville-Concord Rd
Customer Project Name/Number: 2020-LI-2448	State: NC County/City: Huntersville Time Zone Collected: [ ]PT [ ]MT [ ]CT [ ]ET
Phone: Email:	Site/Facility ID #: Compliance Monitoring? [ ] Yes [ ] No
Collected By (print):	Purchase Order #: Quote #: DW PWS ID #: DW Location Code:
Collected By (signature):	Turnaround Date Required: ASAP Immediately Packed on Ice: [ ] Yes [ ] No
Sample Disposal: [ ] Dispose as appropriate [ ] Return [ ] Archive: _____ [ ] Hold: _____	Rush: [ ] Same Day [ ] Next Day [ ] 2 Day [ ] 3 Day [ ] 4 Day [ ] 5 Day (Expedite Charges Apply) Field Filtered (if applicable): [ ] Yes [ ] No Analysis: _____

Lab Project Manager:

** Preservative Types: (1) nitric acid, (2) sulfuric acid, (3) hydrochloric acid, (4) sodium hydroxide, (5) zinc acetate, (6) methanol, (7) sodium bisulfate, (8) sodium thiosulfate, (9) hexane, (A) ascorbic acid, (B) ammonium sulfate, (C) ammonium hydroxide, (D) TSP, (U) Unpreserved, (O) Other _____

* Matrix Codes (Insert in Matrix box below): Drinking Water (DW), Ground Water (GW), Wastewater (WW), Product (P), Soil/Solid (SL), Oil (OL), Wipe (WP), Air (AR), Tissue (TS), Bioassay (B), Vapor (V), Other (OT)

Customer Sample ID	Matrix *	Comp / Grab	Collected (or Composite Start) Date	Collected (or Composite Start) Time	Composite End Date	Composite End Time	Res Cl	# of Ctns	Analyses: VOCs 6200B	Analyses: MADEP VPH	Analyses: LEAD
14401-HC-RD	DW	G	1-19-22	1022				8	X	X	X

Lab Profile/Line: 001

Lab Sample Receipt Checklist:

Custody Seals Present/Intact	Y N (NA)
Custody Signatures Present	(Y) N NA
Collector Signature Present	(Y) N NA
Bottles Intact	(Y) N NA
Correct Bottles	(Y) N NA
Sufficient Volume	(Y) N NA
Samples Received on Ice	(Y) N NA
VOA - Headspace Acceptable	(Y) N NA
USDA Regulated Soils	Y N (NA)
Samples in Holding Time	(Y) N NA
Residual Chlorine Present	Y N (NA)
Cl Strips:	
Sample pH Acceptable	(Y) N NA
pH Strips: 2225:944	
Sulfide Present	Y N (NA)
Lead Acetate Strips:	

LAB USE ONLY:
Lab Sample # / Comments:

92583321

Customer Remarks / Special Conditions / Possible Hazards:

Type of Ice Used: (Wet) Blue Dry None

Packing Material Used: bubble bags

Radchem sample(s) screened (<500 cpm): Y N (NA)

SHORT HOLDS PRESENT (<72 hours): Y (N) N/A

Lab Tracking #: 2601726

Samples received via: FEDEX UPS (Client) Courier Pace Courier

Lab Sample Temperature Info:
Temp Blank Received: Y N (NA)
Therm ID#: 92704H
Cooler 1 Temp Upon Receipt: 4.6 oC
Cooler 1 Therm Corr. Factor: 0 oC
Cooler 1 Corrected Temp: 4.6 oC
Comments:

Relinquished by/Company: (Signature) Apex / Apex	Date/Time: 1-19-22/12:08	Received by/Company: (Signature) JKL Pace MT	Date/Time: 1-19-22 1708
Relinquished by/Company: (Signature)	Date/Time:	Received by/Company: (Signature)	Date/Time:
Relinquished by/Company: (Signature)	Date/Time:	Received by/Company: (Signature)	Date/Time:

MTJL LAB USE ONLY

Table #:
Acctnum:
Template:
Prelogin:
PM:
PB:

Trip Blank Received: Y N (NA)
HCL MeOH TSP Other

Non Conformance(s): YES / (NO)

Page: _____ of: _____

***Check mark top half of box if pH and/or dechlorination is verified and within the acceptance range for preservation samples.**

Exceptions: VOA, Coliform, TOC, Oil and Grease, DRO/8015 (water) DOC, LLHg

****Bottom half of box is to list number of bottles**

Projer

WO# : 92583321

PM: AMB Due Date: 01/26/22

CLIENT: 92-APEX MOOR

Item#	BP4U-125 mL Plastic Unpreserved (N/A) (Cl-)	BP3U-250 mL Plastic Unpreserved (N/A)	BP2U-500 mL Plastic Unpreserved (N/A)	BP1U-1 liter Plastic Unpreserved (N/A)	BP4S-125 mL Plastic H2SO4 (pH < 2) (Cl-)	BP3N-250 mL plastic HNO3 (pH < 2)	BP4Z-125 mL Plastic ZN Acetate & NaOH (>9)	BP4B-125 mL Plastic NaOH (pH > 12) (Cl-)	WGFU-Wide-mouthed Glass jar Unpreserved	AG1U-1 liter Amber Unpreserved (N/A) (Cl-)	AG1H-1 liter Amber HCl (pH < 2)	AG3U-250 mL Amber Unpreserved (N/A) (Cl-)	AG1S-1 liter Amber H2SO4 (pH < 2)	AG3S-250 mL Amber H2SO4 (pH < 2)	AG3A(DG3A)-250 mL Amber NH4Cl (N/A)(Cl-)	DG9H-40 mL VOA HCl (N/A)	VG9T-40 mL VOA Na2S2O3 (N/A)	VG9U-40 mL VOA Unpreserved (N/A)	DG9P-40 mL VOA H3PO4 (N/A)	VOAK (3 vials per kit)-5035 kit (N/A)	V/GK (3 vials per kit)-VPH/Gas kit (N/A)	SP5T-125 mL Sterile Plastic (N/A – lab)	SP2T-250 mL Sterile Plastic (N/A – lab)		BP3A-250 mL Plastic (NH2)2SO4 (9.3-9.7)	AG0U-100 mL Amber Unpreserved vials (N/A)	VSGU-20 mL Scintillation vials (N/A)	DG9U-40 mL Amber Unpreserved vials (N/A)
1						1 ✓										7													
2																													
3																													
4																													
5																													
6																													
7																													
8																													
9																													
10																													
11																													
12																													

pH Adjustment Log for Preserved Samples

Sample ID	Type of Preservative	pH upon receipt	Date preservation adjusted	Time preservation adjusted	Amount of Preservative added	Lot #

Note: Whenever there is a discrepancy affecting North Carolina compliance samples, a copy of this form will be sent to the North Carolina DEHNR Certification Office (i.e. Out of hold, incorrect preservative, out of temp, incorrect containers.

Pace Analytical Services, LLC
9800 Kincey Ave. Suite 100
Huntersville, NC 28078
(704)875-9092

January 26, 2022

Andrew Street
Apex Companies - NC
5900 Northwoods Business Pkwy
Suite 5900-0
Charlotte, NC 28269

RE: Project: 2020-L1-2448 Incident
Pace Project No.: 92583324

Dear Andrew Street:

Enclosed are the analytical results for sample(s) received by the laboratory on January 19, 2022. The results relate only to the samples included in this report. Results reported herein conform to the applicable TNI/NELAC Standards and the laboratory's Quality Manual, where applicable, unless otherwise noted in the body of the report.

The test results provided in this final report were generated by each of the following laboratories within the Pace Network:

- Pace Analytical Services - Asheville
- Pace Analytical Services - Charlotte

If you have any questions concerning this report, please feel free to contact me.

Sincerely,

Angela M. Baioni

Angela Baioni
angela.baioni@pacelabs.com
(704)875-9092
Project Manager

Enclosures

cc: J Culbreath, Colonial Pipeline Company
Naomi Fretz, APEX Companies, LLC
Robert Hughes, Colonial Pipeline
Cameron Lee, Montrose-EPS
Jamie Moran, APEX Companies, LLC
Jeff Morrison, Colonial Pipeline Company
Tom Naumann, APEX Companies - NC
Joe Nicolette, Montrose-EPS
Kaitlyn Nootens, Apex Companies
Christopher Schultz, Apex Companies
Matt Teixeira, Apex Companies, LLC
Michael Verdon, Colonial Pipeline Company
JM Wyatt, Colonial Pipeline Company

REPORT OF LABORATORY ANALYSIS

This report shall not be reproduced, except in full,
without the written consent of Pace Analytical Services, LLC.

Pace Analytical Services, LLC
9800 Kincey Ave. Suite 100
Huntersville, NC 28078
(704)875-9092

CERTIFICATIONS

Project: 2020-L1-2448 Incident
Pace Project No.: 92583324

Pace Analytical Services Charlotte

South Carolina Laboratory ID: 99006
9800 Kincey Ave. Ste 100, Huntersville, NC 28078
North Carolina Drinking Water Certification #: 37706
North Carolina Field Services Certification #: 5342
North Carolina Wastewater Certification #: 12
South Carolina Laboratory ID: 99006
South Carolina Certification #: 99006001
South Carolina Drinking Water Cert. #: 99006003
Florida/NELAP Certification #: E87627
Kentucky UST Certification #: 84
Louisiana DoH Drinking Water #: LA029
Virginia/VELAP Certification #: 460221

Pace Analytical Services Asheville

2225 Riverside Drive, Asheville, NC 28804
Florida/NELAP Certification #: E87648
North Carolina Drinking Water Certification #: 37712
North Carolina Wastewater Certification #: 40
South Carolina Laboratory ID: 99030
South Carolina Certification #: 99030001
Virginia/VELAP Certification #: 460222

This report shall not be reproduced, except in full,
without the written consent of Pace Analytical Services, LLC.

Pace Analytical Services, LLC
9800 Kincey Ave. Suite 100
Huntersville, NC 28078
(704)875-9092

SAMPLE SUMMARY

Project: 2020-L1-2448 Incident
Pace Project No.: 92583324

Lab ID	Sample ID	Matrix	Date Collected	Date Received
92583324001	**DUP-1**	Water	01/19/22 00:00	01/19/22 12:08
92583324002	**FB-1**	Water	01/19/22 00:00	01/19/22 12:08
92583324003	**TRIP BLANK**	Water	01/19/22 00:00	01/19/22 12:08

This report shall not be reproduced, except in full,
without the written consent of Pace Analytical Services, LLC.

Pace Analytical Services, LLC
9800 Kincey Ave. Suite 100
Huntersville, NC 28078
(704)875-9092

SAMPLE ANALYTE COUNT

Project: 2020-L1-2448 Incident
Pace Project No.: 92583324

Lab ID	Sample ID	Method	Analysts	Analytes Reported	Laboratory
92583324001	**DUP-1**	MADEP VPH	MAD	6	PASI-C
		EPA 6010D	CBV	1	PASI-A
		SM 6200B	SAS	64	PASI-C
92583324002	**FB-1**	MADEP VPH	MAD	6	PASI-C
		EPA 6010D	CBV	1	PASI-A
		SM 6200B	CL	64	PASI-C
92583324003	**TRIP BLANK**	SM 6200B	CL	64	PASI-C

PASI-A = Pace Analytical Services - Asheville
PASI-C = Pace Analytical Services - Charlotte

This report shall not be reproduced, except in full,
without the written consent of Pace Analytical Services, LLC.

Pace Analytical Services, LLC
9800 Kincey Ave. Suite 100
Huntersville, NC 28078
(704)875-9092

ANALYTICAL RESULTS

Project: 2020-L1-2448 Incident
Pace Project No.: 92583324

Sample: DUP-1 **Lab ID: 92583324001** Collected: 01/19/22 00:00 Received: 01/19/22 12:08 Matrix: Water

Parameters	Results	Units	Report Limit	MDL	DF	Prepared	Analyzed	CAS No.	Qual
VPH NC Water	Analytical Method: MADEP VPH Pace Analytical Services - Charlotte								
Total VPH (C5-C12)	ND	ug/L	50.0	50.0	1		01/24/22 19:42		N2
Aliphatic (C05-C08)	ND	ug/L	50.0	50.0	1		01/24/22 19:42		N2
Aliphatic(C09-C12) Adjusted	ND	ug/L	50.0	50.0	1		01/24/22 19:42		N2
Aromatic (C09-C10)	ND	ug/L	50.0	50.0	1		01/24/22 19:42		N2
Surrogates									
4-Bromofluorobenzene (FID) (S)	101	%	70-130		1		01/24/22 19:42	460-00-4	
4-Bromofluorobenzene (PID) (S)	101	%	70-130		1		01/24/22 19:42	460-00-4	
6010 MET ICP	Analytical Method: EPA 6010D Preparation Method: EPA 3010A Pace Analytical Services - Asheville								
Lead	ND	ug/L	5.0	4.5	1	01/22/22 00:50	01/24/22 22:47	7439-92-1	
6200B MSV	Analytical Method: SM 6200B Pace Analytical Services - Charlotte								
Benzene	ND	ug/L	0.50	0.34	1		01/20/22 19:32	71-43-2	
Bromobenzene	ND	ug/L	0.50	0.29	1		01/20/22 19:32	108-86-1	
Bromochloromethane	ND	ug/L	0.50	0.47	1		01/20/22 19:32	74-97-5	
Bromodichloromethane	ND	ug/L	0.50	0.31	1		01/20/22 19:32	75-27-4	
Bromoform	ND	ug/L	0.50	0.34	1		01/20/22 19:32	75-25-2	
Bromomethane	ND	ug/L	5.0	1.7	1		01/20/22 19:32	74-83-9	
n-Butylbenzene	ND	ug/L	0.50	0.49	1		01/20/22 19:32	104-51-8	
sec-Butylbenzene	ND	ug/L	0.50	0.40	1		01/20/22 19:32	135-98-8	
tert-Butylbenzene	ND	ug/L	0.50	0.32	1		01/20/22 19:32	98-06-6	
Carbon tetrachloride	ND	ug/L	0.50	0.33	1		01/20/22 19:32	56-23-5	
Chlorobenzene	ND	ug/L	0.50	0.28	1		01/20/22 19:32	108-90-7	
Chloroethane	ND	ug/L	1.0	0.65	1		01/20/22 19:32	75-00-3	
Chloroform	ND	ug/L	0.50	0.35	1		01/20/22 19:32	67-66-3	
Chloromethane	ND	ug/L	1.0	0.54	1		01/20/22 19:32	74-87-3	
2-Chlorotoluene	ND	ug/L	0.50	0.32	1		01/20/22 19:32	95-49-8	
4-Chlorotoluene	ND	ug/L	0.50	0.32	1		01/20/22 19:32	106-43-4	
1,2-Dibromo-3-chloropropane	ND	ug/L	1.0	0.34	1		01/20/22 19:32	96-12-8	
Dibromochloromethane	ND	ug/L	0.50	0.36	1		01/20/22 19:32	124-48-1	
1,2-Dibromoethane (EDB)	ND	ug/L	0.50	0.27	1		01/20/22 19:32	106-93-4	
Dibromomethane	ND	ug/L	0.50	0.39	1		01/20/22 19:32	74-95-3	
1,2-Dichlorobenzene	ND	ug/L	0.50	0.34	1		01/20/22 19:32	95-50-1	
1,3-Dichlorobenzene	ND	ug/L	0.50	0.34	1		01/20/22 19:32	541-73-1	
1,4-Dichlorobenzene	ND	ug/L	0.50	0.33	1		01/20/22 19:32	106-46-7	
Dichlorodifluoromethane	ND	ug/L	0.50	0.35	1		01/20/22 19:32	75-71-8	
1,1-Dichloroethane	ND	ug/L	0.50	0.37	1		01/20/22 19:32	75-34-3	
1,2-Dichloroethane	ND	ug/L	0.50	0.32	1		01/20/22 19:32	107-06-2	
1,1-Dichloroethene	ND	ug/L	0.50	0.35	1		01/20/22 19:32	75-35-4	
cis-1,2-Dichloroethene	ND	ug/L	0.50	0.38	1		01/20/22 19:32	156-59-2	
trans-1,2-Dichloroethene	ND	ug/L	0.50	0.40	1		01/20/22 19:32	156-60-5	
1,2-Dichloropropane	ND	ug/L	0.50	0.36	1		01/20/22 19:32	78-87-5	
1,3-Dichloropropane	ND	ug/L	0.50	0.28	1		01/20/22 19:32	142-28-9	

REPORT OF LABORATORY ANALYSIS

This report shall not be reproduced, except in full,
without the written consent of Pace Analytical Services, LLC.

Pace Analytical Services, LLC
9800 Kincey Ave. Suite 100
Huntersville, NC 28078
(704)875-9092

ANALYTICAL RESULTS

Project: 2020-L1-2448 Incident
Pace Project No.: 92583324

Sample: DUP-1 **Lab ID: 92583324001** Collected: 01/19/22 00:00 Received: 01/19/22 12:08 Matrix: Water

Parameters	Results	Units	Report Limit	MDL	DF	Prepared	Analyzed	CAS No.	Qual
6200B MSV	Analytical Method: SM 6200B Pace Analytical Services - Charlotte								
2,2-Dichloropropane	ND	ug/L	0.50	0.39	1		01/20/22 19:32	594-20-7	
1,1-Dichloropropene	ND	ug/L	0.50	0.43	1		01/20/22 19:32	563-58-6	
cis-1,3-Dichloropropene	ND	ug/L	0.50	0.36	1		01/20/22 19:32	10061-01-5	
trans-1,3-Dichloropropene	ND	ug/L	0.50	0.36	1		01/20/22 19:32	10061-02-6	
Diisopropyl ether	ND	ug/L	0.50	0.31	1		01/20/22 19:32	108-20-3	
Ethanol	ND	ug/L	200	72.2	1		01/20/22 19:32	64-17-5	
Ethylbenzene	ND	ug/L	0.50	0.30	1		01/20/22 19:32	100-41-4	
Hexachloro-1,3-butadiene	ND	ug/L	2.0	1.5	1		01/20/22 19:32	87-68-3	
Isopropylbenzene (Cumene)	ND	ug/L	0.50	0.33	1		01/20/22 19:32	98-82-8	
Methylene Chloride	ND	ug/L	2.0	2.0	1		01/20/22 19:32	75-09-2	
Methyl-tert-butyl ether	ND	ug/L	0.50	0.42	1		01/20/22 19:32	1634-04-4	
Naphthalene	ND	ug/L	2.0	0.64	1		01/20/22 19:32	91-20-3	
n-Propylbenzene	ND	ug/L	0.50	0.34	1		01/20/22 19:32	103-65-1	
Styrene	ND	ug/L	0.50	0.29	1		01/20/22 19:32	100-42-5	
1,1,1,2-Tetrachloroethane	ND	ug/L	0.50	0.31	1		01/20/22 19:32	630-20-6	
1,1,2,2-Tetrachloroethane	ND	ug/L	0.50	0.22	1		01/20/22 19:32	79-34-5	
Tetrachloroethene	ND	ug/L	0.50	0.29	1		01/20/22 19:32	127-18-4	
Toluene	ND	ug/L	0.50	0.48	1		01/20/22 19:32	108-88-3	
1,2,3-Trichlorobenzene	ND	ug/L	2.0	0.81	1		01/20/22 19:32	87-61-6	
1,2,4-Trichlorobenzene	ND	ug/L	2.0	0.64	1		01/20/22 19:32	120-82-1	
1,1,1-Trichloroethane	ND	ug/L	0.50	0.33	1		01/20/22 19:32	71-55-6	
1,1,2-Trichloroethane	ND	ug/L	0.50	0.32	1		01/20/22 19:32	79-00-5	
Trichloroethene	ND	ug/L	0.50	0.38	1		01/20/22 19:32	79-01-6	
Trichlorofluoromethane	ND	ug/L	1.0	0.30	1		01/20/22 19:32	75-69-4	
1,2,3-Trichloropropane	ND	ug/L	0.50	0.26	1		01/20/22 19:32	96-18-4	
1,2,4-Trimethylbenzene	ND	ug/L	0.50	0.50	1		01/20/22 19:32	95-63-6	
1,3,5-Trimethylbenzene	ND	ug/L	0.50	0.33	1		01/20/22 19:32	108-67-8	
Vinyl chloride	ND	ug/L	1.0	0.39	1		01/20/22 19:32	75-01-4	
m&p-Xylene	ND	ug/L	1.0	0.71	1		01/20/22 19:32	179601-23-1	
o-Xylene	ND	ug/L	0.50	0.34	1		01/20/22 19:32	95-47-6	
Surrogates									
1,2-Dichloroethane-d4 (S)	97	%	70-130		1		01/20/22 19:32	17060-07-0	
4-Bromofluorobenzene (S)	98	%	70-130		1		01/20/22 19:32	460-00-4	
Toluene-d8 (S)	99	%	70-130		1		01/20/22 19:32	2037-26-5	

REPORT OF LABORATORY ANALYSIS

This report shall not be reproduced, except in full,
without the written consent of Pace Analytical Services, LLC.

Pace Analytical Services, LLC
9800 Kincey Ave. Suite 100
Huntersville, NC 28078
(704)875-9092

ANALYTICAL RESULTS

Project: 2020-L1-2448 Incident
Pace Project No.: 92583324

Sample: FB-1 **Lab ID: 92583324002** Collected: 01/19/22 00:00 Received: 01/19/22 12:08 Matrix: Water

Parameters	Results	Units	Report Limit	MDL	DF	Prepared	Analyzed	CAS No.	Qual
VPH NC Water	Analytical Method: MADEP VPH Pace Analytical Services - Charlotte								
Total VPH (C5-C12)	ND	ug/L	50.0	50.0	1		01/24/22 20:11		N2
Aliphatic (C05-C08)	ND	ug/L	50.0	50.0	1		01/24/22 20:11		N2
Aliphatic(C09-C12) Adjusted	ND	ug/L	50.0	50.0	1		01/24/22 20:11		N2
Aromatic (C09-C10)	ND	ug/L	50.0	50.0	1		01/24/22 20:11		N2
Surrogates									
4-Bromofluorobenzene (FID) (S)	98	%	70-130		1		01/24/22 20:11	460-00-4	
4-Bromofluorobenzene (PID) (S)	98	%	70-130		1		01/24/22 20:11	460-00-4	
6010 MET ICP	Analytical Method: EPA 6010D Preparation Method: EPA 3010A Pace Analytical Services - Asheville								
Lead	ND	ug/L	5.0	4.5	1	01/22/22 00:50	01/24/22 22:50	7439-92-1	
6200B MSV	Analytical Method: SM 6200B Pace Analytical Services - Charlotte								
Benzene	ND	ug/L	0.50	0.34	1		01/21/22 13:14	71-43-2	
Bromobenzene	ND	ug/L	0.50	0.29	1		01/21/22 13:14	108-86-1	
Bromochloromethane	ND	ug/L	0.50	0.47	1		01/21/22 13:14	74-97-5	
Bromodichloromethane	ND	ug/L	0.50	0.31	1		01/21/22 13:14	75-27-4	
Bromoform	ND	ug/L	0.50	0.34	1		01/21/22 13:14	75-25-2	
Bromomethane	ND	ug/L	5.0	1.7	1		01/21/22 13:14	74-83-9	
n-Butylbenzene	ND	ug/L	0.50	0.49	1		01/21/22 13:14	104-51-8	
sec-Butylbenzene	ND	ug/L	0.50	0.40	1		01/21/22 13:14	135-98-8	
tert-Butylbenzene	ND	ug/L	0.50	0.32	1		01/21/22 13:14	98-06-6	
Carbon tetrachloride	ND	ug/L	0.50	0.33	1		01/21/22 13:14	56-23-5	
Chlorobenzene	ND	ug/L	0.50	0.28	1		01/21/22 13:14	108-90-7	
Chloroethane	ND	ug/L	1.0	0.65	1		01/21/22 13:14	75-00-3	
Chloroform	ND	ug/L	0.50	0.35	1		01/21/22 13:14	67-66-3	
Chloromethane	ND	ug/L	1.0	0.54	1		01/21/22 13:14	74-87-3	
2-Chlorotoluene	ND	ug/L	0.50	0.32	1		01/21/22 13:14	95-49-8	
4-Chlorotoluene	ND	ug/L	0.50	0.32	1		01/21/22 13:14	106-43-4	
1,2-Dibromo-3-chloropropane	ND	ug/L	1.0	0.34	1		01/21/22 13:14	96-12-8	
Dibromochloromethane	ND	ug/L	0.50	0.36	1		01/21/22 13:14	124-48-1	
1,2-Dibromoethane (EDB)	ND	ug/L	0.50	0.27	1		01/21/22 13:14	106-93-4	
Dibromomethane	ND	ug/L	0.50	0.39	1		01/21/22 13:14	74-95-3	
1,2-Dichlorobenzene	ND	ug/L	0.50	0.34	1		01/21/22 13:14	95-50-1	
1,3-Dichlorobenzene	ND	ug/L	0.50	0.34	1		01/21/22 13:14	541-73-1	
1,4-Dichlorobenzene	ND	ug/L	0.50	0.33	1		01/21/22 13:14	106-46-7	
Dichlorodifluoromethane	ND	ug/L	0.50	0.35	1		01/21/22 13:14	75-71-8	
1,1-Dichloroethane	ND	ug/L	0.50	0.37	1		01/21/22 13:14	75-34-3	
1,2-Dichloroethane	ND	ug/L	0.50	0.32	1		01/21/22 13:14	107-06-2	
1,1-Dichloroethene	ND	ug/L	0.50	0.35	1		01/21/22 13:14	75-35-4	
cis-1,2-Dichloroethene	ND	ug/L	0.50	0.38	1		01/21/22 13:14	156-59-2	
trans-1,2-Dichloroethene	ND	ug/L	0.50	0.40	1		01/21/22 13:14	156-60-5	
1,2-Dichloropropane	ND	ug/L	0.50	0.36	1		01/21/22 13:14	78-87-5	
1,3-Dichloropropane	ND	ug/L	0.50	0.28	1		01/21/22 13:14	142-28-9	

REPORT OF LABORATORY ANALYSIS

This report shall not be reproduced, except in full,
without the written consent of Pace Analytical Services, LLC.

Pace Analytical Services, LLC
9800 Kincey Ave. Suite 100
Huntersville, NC 28078
(704)875-9092

ANALYTICAL RESULTS

Project: 2020-L1-2448 Incident
Pace Project No.: 92583324

Sample: FB-1 **Lab ID: 92583324002** Collected: 01/19/22 00:00 Received: 01/19/22 12:08 Matrix: Water

Parameters	Results	Units	Report Limit	MDL	DF	Prepared	Analyzed	CAS No.	Qual
6200B MSV	Analytical Method: SM 6200B Pace Analytical Services - Charlotte								
2,2-Dichloropropane	ND	ug/L	0.50	0.39	1		01/21/22 13:14	594-20-7	
1,1-Dichloropropene	ND	ug/L	0.50	0.43	1		01/21/22 13:14	563-58-6	
cis-1,3-Dichloropropene	ND	ug/L	0.50	0.36	1		01/21/22 13:14	10061-01-5	
trans-1,3-Dichloropropene	ND	ug/L	0.50	0.36	1		01/21/22 13:14	10061-02-6	
Diisopropyl ether	ND	ug/L	0.50	0.31	1		01/21/22 13:14	108-20-3	
Ethanol	ND	ug/L	200	72.2	1		01/21/22 13:14	64-17-5	
Ethylbenzene	ND	ug/L	0.50	0.30	1		01/21/22 13:14	100-41-4	
Hexachloro-1,3-butadiene	ND	ug/L	2.0	1.5	1		01/21/22 13:14	87-68-3	
Isopropylbenzene (Cumene)	ND	ug/L	0.50	0.33	1		01/21/22 13:14	98-82-8	
Methylene Chloride	ND	ug/L	2.0	2.0	1		01/21/22 13:14	75-09-2	
Methyl-tert-butyl ether	ND	ug/L	0.50	0.42	1		01/21/22 13:14	1634-04-4	
Naphthalene	ND	ug/L	2.0	0.64	1		01/21/22 13:14	91-20-3	
n-Propylbenzene	ND	ug/L	0.50	0.34	1		01/21/22 13:14	103-65-1	
Styrene	ND	ug/L	0.50	0.29	1		01/21/22 13:14	100-42-5	
1,1,1,2-Tetrachloroethane	ND	ug/L	0.50	0.31	1		01/21/22 13:14	630-20-6	
1,1,2,2-Tetrachloroethane	ND	ug/L	0.50	0.22	1		01/21/22 13:14	79-34-5	
Tetrachloroethene	ND	ug/L	0.50	0.29	1		01/21/22 13:14	127-18-4	
Toluene	ND	ug/L	0.50	0.48	1		01/21/22 13:14	108-88-3	
1,2,3-Trichlorobenzene	ND	ug/L	2.0	0.81	1		01/21/22 13:14	87-61-6	
1,2,4-Trichlorobenzene	ND	ug/L	2.0	0.64	1		01/21/22 13:14	120-82-1	
1,1,1-Trichloroethane	ND	ug/L	0.50	0.33	1		01/21/22 13:14	71-55-6	
1,1,2-Trichloroethane	ND	ug/L	0.50	0.32	1		01/21/22 13:14	79-00-5	
Trichloroethene	ND	ug/L	0.50	0.38	1		01/21/22 13:14	79-01-6	
Trichlorofluoromethane	ND	ug/L	1.0	0.30	1		01/21/22 13:14	75-69-4	
1,2,3-Trichloropropane	ND	ug/L	0.50	0.26	1		01/21/22 13:14	96-18-4	
1,2,4-Trimethylbenzene	ND	ug/L	0.50	0.50	1		01/21/22 13:14	95-63-6	
1,3,5-Trimethylbenzene	ND	ug/L	0.50	0.33	1		01/21/22 13:14	108-67-8	
Vinyl chloride	ND	ug/L	1.0	0.39	1		01/21/22 13:14	75-01-4	
m&p-Xylene	ND	ug/L	1.0	0.71	1		01/21/22 13:14	179601-23-1	
o-Xylene	ND	ug/L	0.50	0.34	1		01/21/22 13:14	95-47-6	
Surrogates									
1,2-Dichloroethane-d4 (S)	101	%	70-130		1		01/21/22 13:14	17060-07-0	
4-Bromofluorobenzene (S)	104	%	70-130		1		01/21/22 13:14	460-00-4	
Toluene-d8 (S)	105	%	70-130		1		01/21/22 13:14	2037-26-5	

REPORT OF LABORATORY ANALYSIS

This report shall not be reproduced, except in full,
without the written consent of Pace Analytical Services, LLC.

Pace Analytical Services, LLC
9800 Kincey Ave. Suite 100
Huntersville, NC 28078
(704)875-9092

ANALYTICAL RESULTS

Project: 2020-L1-2448 Incident
Pace Project No.: 92583324

Sample: TRIP BLANK **Lab ID: 92583324003** Collected: 01/19/22 00:00 Received: 01/19/22 12:08 Matrix: Water

Parameters	Results	Units	Report Limit	MDL	DF	Prepared	Analyzed	CAS No.	Qual
6200B MSV	Analytical Method: SM 6200B Pace Analytical Services - Charlotte								
Benzene	ND	ug/L	0.50	0.34	1		01/21/22 13:31	71-43-2	
Bromobenzene	ND	ug/L	0.50	0.29	1		01/21/22 13:31	108-86-1	
Bromochloromethane	ND	ug/L	0.50	0.47	1		01/21/22 13:31	74-97-5	
Bromodichloromethane	ND	ug/L	0.50	0.31	1		01/21/22 13:31	75-27-4	
Bromoform	ND	ug/L	0.50	0.34	1		01/21/22 13:31	75-25-2	
Bromomethane	ND	ug/L	5.0	1.7	1		01/21/22 13:31	74-83-9	
n-Butylbenzene	ND	ug/L	0.50	0.49	1		01/21/22 13:31	104-51-8	
sec-Butylbenzene	ND	ug/L	0.50	0.40	1		01/21/22 13:31	135-98-8	
tert-Butylbenzene	ND	ug/L	0.50	0.32	1		01/21/22 13:31	98-06-6	
Carbon tetrachloride	ND	ug/L	0.50	0.33	1		01/21/22 13:31	56-23-5	
Chlorobenzene	ND	ug/L	0.50	0.28	1		01/21/22 13:31	108-90-7	
Chloroethane	ND	ug/L	1.0	0.65	1		01/21/22 13:31	75-00-3	
Chloroform	ND	ug/L	0.50	0.35	1		01/21/22 13:31	67-66-3	
Chloromethane	ND	ug/L	1.0	0.54	1		01/21/22 13:31	74-87-3	
2-Chlorotoluene	ND	ug/L	0.50	0.32	1		01/21/22 13:31	95-49-8	
4-Chlorotoluene	ND	ug/L	0.50	0.32	1		01/21/22 13:31	106-43-4	
1,2-Dibromo-3-chloropropane	ND	ug/L	1.0	0.34	1		01/21/22 13:31	96-12-8	
Dibromochloromethane	ND	ug/L	0.50	0.36	1		01/21/22 13:31	124-48-1	
1,2-Dibromoethane (EDB)	ND	ug/L	0.50	0.27	1		01/21/22 13:31	106-93-4	
Dibromomethane	ND	ug/L	0.50	0.39	1		01/21/22 13:31	74-95-3	
1,2-Dichlorobenzene	ND	ug/L	0.50	0.34	1		01/21/22 13:31	95-50-1	
1,3-Dichlorobenzene	ND	ug/L	0.50	0.34	1		01/21/22 13:31	541-73-1	
1,4-Dichlorobenzene	ND	ug/L	0.50	0.33	1		01/21/22 13:31	106-46-7	
Dichlorodifluoromethane	ND	ug/L	0.50	0.35	1		01/21/22 13:31	75-71-8	
1,1-Dichloroethane	ND	ug/L	0.50	0.37	1		01/21/22 13:31	75-34-3	
1,2-Dichloroethane	ND	ug/L	0.50	0.32	1		01/21/22 13:31	107-06-2	
1,1-Dichloroethene	ND	ug/L	0.50	0.35	1		01/21/22 13:31	75-35-4	
cis-1,2-Dichloroethene	ND	ug/L	0.50	0.38	1		01/21/22 13:31	156-59-2	
trans-1,2-Dichloroethene	ND	ug/L	0.50	0.40	1		01/21/22 13:31	156-60-5	
1,2-Dichloropropane	ND	ug/L	0.50	0.36	1		01/21/22 13:31	78-87-5	
1,3-Dichloropropane	ND	ug/L	0.50	0.28	1		01/21/22 13:31	142-28-9	
2,2-Dichloropropane	ND	ug/L	0.50	0.39	1		01/21/22 13:31	594-20-7	
1,1-Dichloropropene	ND	ug/L	0.50	0.43	1		01/21/22 13:31	563-58-6	
cis-1,3-Dichloropropene	ND	ug/L	0.50	0.36	1		01/21/22 13:31	10061-01-5	
trans-1,3-Dichloropropene	ND	ug/L	0.50	0.36	1		01/21/22 13:31	10061-02-6	
Diisopropyl ether	ND	ug/L	0.50	0.31	1		01/21/22 13:31	108-20-3	
Ethanol	ND	ug/L	200	72.2	1		01/21/22 13:31	64-17-5	
Ethylbenzene	ND	ug/L	0.50	0.30	1		01/21/22 13:31	100-41-4	
Hexachloro-1,3-butadiene	ND	ug/L	2.0	1.5	1		01/21/22 13:31	87-68-3	
Isopropylbenzene (Cumene)	ND	ug/L	0.50	0.33	1		01/21/22 13:31	98-82-8	
Methylene Chloride	ND	ug/L	2.0	2.0	1		01/21/22 13:31	75-09-2	
Methyl-tert-butyl ether	ND	ug/L	0.50	0.42	1		01/21/22 13:31	1634-04-4	
Naphthalene	ND	ug/L	2.0	0.64	1		01/21/22 13:31	91-20-3	
n-Propylbenzene	ND	ug/L	0.50	0.34	1		01/21/22 13:31	103-65-1	
Styrene	ND	ug/L	0.50	0.29	1		01/21/22 13:31	100-42-5	

REPORT OF LABORATORY ANALYSIS

This report shall not be reproduced, except in full,
without the written consent of Pace Analytical Services, LLC.

Pace Analytical Services, LLC
9800 Kincey Ave. Suite 100
Huntersville, NC 28078
(704)875-9092

ANALYTICAL RESULTS

Project: 2020-L1-2448 Incident
Pace Project No.: 92583324

Sample: TRIP BLANK **Lab ID: 92583324003** Collected: 01/19/22 00:00 Received: 01/19/22 12:08 Matrix: Water

Parameters	Results	Units	Report Limit	MDL	DF	Prepared	Analyzed	CAS No.	Qual
6200B MSV	Analytical Method: SM 6200B Pace Analytical Services - Charlotte								
1,1,1,2-Tetrachloroethane	ND	ug/L	0.50	0.31	1		01/21/22 13:31	630-20-6	
1,1,2,2-Tetrachloroethane	ND	ug/L	0.50	0.22	1		01/21/22 13:31	79-34-5	
Tetrachloroethene	ND	ug/L	0.50	0.29	1		01/21/22 13:31	127-18-4	
Toluene	ND	ug/L	0.50	0.48	1		01/21/22 13:31	108-88-3	
1,2,3-Trichlorobenzene	ND	ug/L	2.0	0.81	1		01/21/22 13:31	87-61-6	
1,2,4-Trichlorobenzene	ND	ug/L	2.0	0.64	1		01/21/22 13:31	120-82-1	
1,1,1-Trichloroethane	ND	ug/L	0.50	0.33	1		01/21/22 13:31	71-55-6	
1,1,2-Trichloroethane	ND	ug/L	0.50	0.32	1		01/21/22 13:31	79-00-5	
Trichloroethene	ND	ug/L	0.50	0.38	1		01/21/22 13:31	79-01-6	
Trichlorofluoromethane	ND	ug/L	1.0	0.30	1		01/21/22 13:31	75-69-4	
1,2,3-Trichloropropane	ND	ug/L	0.50	0.26	1		01/21/22 13:31	96-18-4	
1,2,4-Trimethylbenzene	ND	ug/L	0.50	0.50	1		01/21/22 13:31	95-63-6	
1,3,5-Trimethylbenzene	ND	ug/L	0.50	0.33	1		01/21/22 13:31	108-67-8	
Vinyl chloride	ND	ug/L	1.0	0.39	1		01/21/22 13:31	75-01-4	
m&p-Xylene	ND	ug/L	1.0	0.71	1		01/21/22 13:31	179601-23-1	
o-Xylene	ND	ug/L	0.50	0.34	1		01/21/22 13:31	95-47-6	
Surrogates									
1,2-Dichloroethane-d4 (S)	99	%	70-130		1		01/21/22 13:31	17060-07-0	
4-Bromofluorobenzene (S)	104	%	70-130		1		01/21/22 13:31	460-00-4	
Toluene-d8 (S)	104	%	70-130		1		01/21/22 13:31	2037-26-5	

REPORT OF LABORATORY ANALYSIS

This report shall not be reproduced, except in full,
without the written consent of Pace Analytical Services, LLC.

Pace Analytical Services, LLC
9800 Kincey Ave. Suite 100
Huntersville, NC 28078
(704)875-9092

QUALITY CONTROL DATA

Project: 2020-L1-2448 Incident
Pace Project No.: 92583324

QC Batch: 673502
QC Batch Method: MADEP VPH
Analysis Method: MADEP VPH
Analysis Description: VPH NC Water
Laboratory: Pace Analytical Services - Charlotte
Associated Lab Samples: 92583324001, 92583324002

METHOD BLANK: 3525462 Matrix: Water
Associated Lab Samples: 92583324001, 92583324002

Parameter	Units	Blank Result	Reporting Limit	MDL	Analyzed	Qualifiers
Aliphatic (C05-C08)	ug/L	ND	50.0	50.0	01/24/22 15:50	N2
Aromatic (C09-C10)	ug/L	ND	50.0	50.0	01/24/22 15:50	N2
4-Bromofluorobenzene (FID) (S)	%	99	70-130		01/24/22 15:50	
4-Bromofluorobenzene (PID) (S)	%	101	70-130		01/24/22 15:50	

LABORATORY CONTROL SAMPLE & LCSD: 3525463 3525464

Parameter	Units	Spike Conc.	LCS Result	LCSD Result	LCS % Rec	LCSD % Rec	% Rec Limits	RPD	Max RPD	Qualifiers
Aliphatic (C05-C08)	ug/L	300	317	342	106	114	70-130	8	25	N2
Aromatic (C09-C10)	ug/L	100	112	112	112	112	70-130	0	25	N2
4-Bromofluorobenzene (FID) (S)	%				100	103	70-130			
4-Bromofluorobenzene (PID) (S)	%				97	99	70-130			

Results presented on this page are in the units indicated by the "Units" column except where an alternate unit is presented to the right of the result.

REPORT OF LABORATORY ANALYSIS

This report shall not be reproduced, except in full,
without the written consent of Pace Analytical Services, LLC.

Pace Analytical Services, LLC
9800 Kincey Ave. Suite 100
Huntersville, NC 28078
(704)875-9092

QUALITY CONTROL DATA

Project: 2020-L1-2448 Incident
Pace Project No.: 92583324

QC Batch: 673217
QC Batch Method: EPA 3010A
Analysis Method: EPA 6010D
Analysis Description: 6010 MET
Laboratory: Pace Analytical Services - Asheville
Associated Lab Samples: 92583324001, 92583324002

METHOD BLANK: 3524077 Matrix: Water
Associated Lab Samples: 92583324001, 92583324002

Parameter	Units	Blank Result	Reporting Limit	MDL	Analyzed	Qualifiers
Lead	ug/L	ND	5.0	4.5	01/24/22 22:01	

LABORATORY CONTROL SAMPLE: 3524078

Parameter	Units	Spike Conc.	LCS Result	LCS % Rec	% Rec Limits	Qualifiers
Lead	ug/L	500	502	100	80-120	

MATRIX SPIKE & MATRIX SPIKE DUPLICATE: 3524079 3524080

Parameter	Units	92583313001 Result	MS Spike Conc.	MSD Spike Conc.	MS Result	MSD Result	MS % Rec	MSD % Rec	% Rec Limits	RPD	Max RPD	Qual
Lead	ug/L	ND	500	500	462	460	92	91	75-125	0	20	

Results presented on this page are in the units indicated by the "Units" column except where an alternate unit is presented to the right of the result.

REPORT OF LABORATORY ANALYSIS

This report shall not be reproduced, except in full,
without the written consent of Pace Analytical Services, LLC.

Pace Analytical Services, LLC
9800 Kincey Ave. Suite 100
Huntersville, NC 28078
(704)875-9092

QUALITY CONTROL DATA

Project: 2020-L1-2448 Incident
Pace Project No.: 92583324

QC Batch: 672663
QC Batch Method: SM 6200B
Analysis Method: SM 6200B
Analysis Description: 6200B MSV
Laboratory: Pace Analytical Services - Charlotte

Associated Lab Samples: 92583324001

METHOD BLANK: 3521112 Matrix: Water
Associated Lab Samples: 92583324001

Parameter	Units	Blank Result	Reporting Limit	MDL	Analyzed	Qualifiers
1,1,1,2-Tetrachloroethane	ug/L	ND	0.50	0.31	01/20/22 12:20	
1,1,1-Trichloroethane	ug/L	ND	0.50	0.33	01/20/22 12:20	
1,1,2,2-Tetrachloroethane	ug/L	ND	0.50	0.22	01/20/22 12:20	
1,1,2-Trichloroethane	ug/L	ND	0.50	0.32	01/20/22 12:20	
1,1-Dichloroethane	ug/L	ND	0.50	0.37	01/20/22 12:20	
1,1-Dichloroethene	ug/L	ND	0.50	0.35	01/20/22 12:20	
1,1-Dichloropropene	ug/L	ND	0.50	0.43	01/20/22 12:20	
1,2,3-Trichlorobenzene	ug/L	ND	2.0	0.81	01/20/22 12:20	
1,2,3-Trichloropropane	ug/L	ND	0.50	0.26	01/20/22 12:20	
1,2,4-Trichlorobenzene	ug/L	ND	2.0	0.64	01/20/22 12:20	
1,2,4-Trimethylbenzene	ug/L	ND	0.50	0.50	01/20/22 12:20	
1,2-Dibromo-3-chloropropane	ug/L	ND	1.0	0.34	01/20/22 12:20	
1,2-Dibromoethane (EDB)	ug/L	ND	0.50	0.27	01/20/22 12:20	
1,2-Dichlorobenzene	ug/L	ND	0.50	0.34	01/20/22 12:20	
1,2-Dichloroethane	ug/L	ND	0.50	0.32	01/20/22 12:20	
1,2-Dichloropropane	ug/L	ND	0.50	0.36	01/20/22 12:20	
1,3,5-Trimethylbenzene	ug/L	ND	0.50	0.33	01/20/22 12:20	
1,3-Dichlorobenzene	ug/L	ND	0.50	0.34	01/20/22 12:20	
1,3-Dichloropropane	ug/L	ND	0.50	0.28	01/20/22 12:20	
1,4-Dichlorobenzene	ug/L	ND	0.50	0.33	01/20/22 12:20	
2,2-Dichloropropane	ug/L	ND	0.50	0.39	01/20/22 12:20	
2-Chlorotoluene	ug/L	ND	0.50	0.32	01/20/22 12:20	
4-Chlorotoluene	ug/L	ND	0.50	0.32	01/20/22 12:20	
Benzene	ug/L	ND	0.50	0.34	01/20/22 12:20	
Bromobenzene	ug/L	ND	0.50	0.29	01/20/22 12:20	
Bromochloromethane	ug/L	ND	0.50	0.47	01/20/22 12:20	
Bromodichloromethane	ug/L	ND	0.50	0.31	01/20/22 12:20	
Bromoform	ug/L	ND	0.50	0.34	01/20/22 12:20	
Bromomethane	ug/L	ND	5.0	1.7	01/20/22 12:20	
Carbon tetrachloride	ug/L	ND	0.50	0.33	01/20/22 12:20	
Chlorobenzene	ug/L	ND	0.50	0.28	01/20/22 12:20	
Chloroethane	ug/L	ND	1.0	0.65	01/20/22 12:20	
Chloroform	ug/L	ND	0.50	0.35	01/20/22 12:20	
Chloromethane	ug/L	ND	1.0	0.54	01/20/22 12:20	
cis-1,2-Dichloroethene	ug/L	ND	0.50	0.38	01/20/22 12:20	
cis-1,3-Dichloropropene	ug/L	ND	0.50	0.36	01/20/22 12:20	
Dibromochloromethane	ug/L	ND	0.50	0.36	01/20/22 12:20	
Dibromomethane	ug/L	ND	0.50	0.39	01/20/22 12:20	
Dichlorodifluoromethane	ug/L	ND	0.50	0.35	01/20/22 12:20	
Diisopropyl ether	ug/L	ND	0.50	0.31	01/20/22 12:20	

Results presented on this page are in the units indicated by the "Units" column except where an alternate unit is presented to the right of the result.

REPORT OF LABORATORY ANALYSIS

This report shall not be reproduced, except in full,
without the written consent of Pace Analytical Services, LLC.

Pace Analytical Services, LLC
9800 Kincey Ave. Suite 100
Huntersville, NC 28078
(704)875-9092

QUALITY CONTROL DATA

Project: 2020-L1-2448 Incident
Pace Project No.: 92583324

METHOD BLANK: 3521112 Matrix: Water
Associated Lab Samples: 92583324001

Parameter	Units	Blank Result	Reporting Limit	MDL	Analyzed	Qualifiers
Ethanol	ug/L	ND	200	72.2	01/20/22 12:20	
Ethylbenzene	ug/L	ND	0.50	0.30	01/20/22 12:20	
Hexachloro-1,3-butadiene	ug/L	ND	2.0	1.5	01/20/22 12:20	
Isopropylbenzene (Cumene)	ug/L	ND	0.50	0.33	01/20/22 12:20	
m&p-Xylene	ug/L	ND	1.0	0.71	01/20/22 12:20	
Methyl-tert-butyl ether	ug/L	ND	0.50	0.42	01/20/22 12:20	
Methylene Chloride	ug/L	ND	2.0	2.0	01/20/22 12:20	
n-Butylbenzene	ug/L	ND	0.50	0.49	01/20/22 12:20	
n-Propylbenzene	ug/L	ND	0.50	0.34	01/20/22 12:20	
Naphthalene	ug/L	ND	2.0	0.64	01/20/22 12:20	
o-Xylene	ug/L	ND	0.50	0.34	01/20/22 12:20	
sec-Butylbenzene	ug/L	ND	0.50	0.40	01/20/22 12:20	
Styrene	ug/L	ND	0.50	0.29	01/20/22 12:20	
tert-Butylbenzene	ug/L	ND	0.50	0.32	01/20/22 12:20	
Tetrachloroethene	ug/L	ND	0.50	0.29	01/20/22 12:20	
Toluene	ug/L	ND	0.50	0.48	01/20/22 12:20	
trans-1,2-Dichloroethene	ug/L	ND	0.50	0.40	01/20/22 12:20	
trans-1,3-Dichloropropene	ug/L	ND	0.50	0.36	01/20/22 12:20	
Trichloroethene	ug/L	ND	0.50	0.38	01/20/22 12:20	
Trichlorofluoromethane	ug/L	ND	1.0	0.30	01/20/22 12:20	
Vinyl chloride	ug/L	ND	1.0	0.39	01/20/22 12:20	
1,2-Dichloroethane-d4 (S)	%	97	70-130		01/20/22 12:20	
4-Bromofluorobenzene (S)	%	98	70-130		01/20/22 12:20	
Toluene-d8 (S)	%	98	70-130		01/20/22 12:20	

LABORATORY CONTROL SAMPLE: 3521113

Parameter	Units	Spike Conc.	LCS Result	LCS % Rec	% Rec Limits	Qualifiers
1,1,1,2-Tetrachloroethane	ug/L	50	51.2	102	60-140	
1,1,1-Trichloroethane	ug/L	50	44.4	89	60-140	
1,1,2,2-Tetrachloroethane	ug/L	50	50.4	101	60-140	
1,1,2-Trichloroethane	ug/L	50	47.4	95	60-140	
1,1-Dichloroethane	ug/L	50	44.5	89	60-140	
1,1-Dichloroethene	ug/L	50	45.1	90	60-140	
1,1-Dichloropropene	ug/L	50	45.0	90	60-140	
1,2,3-Trichlorobenzene	ug/L	50	56.6	113	60-140	
1,2,3-Trichloropropane	ug/L	50	47.6	95	60-140	
1,2,4-Trichlorobenzene	ug/L	50	56.5	113	60-140	
1,2,4-Trimethylbenzene	ug/L	50	49.0	98	60-140	
1,2-Dibromo-3-chloropropane	ug/L	50	56.2	112	60-140	
1,2-Dibromoethane (EDB)	ug/L	50	50.8	102	60-140	
1,2-Dichlorobenzene	ug/L	50	50.4	101	60-140	
1,2-Dichloroethane	ug/L	50	44.3	89	60-140	
1,2-Dichloropropane	ug/L	50	45.6	91	60-140	

Results presented on this page are in the units indicated by the "Units" column except where an alternate unit is presented to the right of the result.

REPORT OF LABORATORY ANALYSIS

This report shall not be reproduced, except in full,
without the written consent of Pace Analytical Services, LLC.

Pace Analytical Services, LLC
9800 Kincey Ave. Suite 100
Huntersville, NC 28078
(704)875-9092

QUALITY CONTROL DATA

Project: 2020-L1-2448 Incident
Pace Project No.: 92583324

LABORATORY CONTROL SAMPLE: 3521113

Parameter	Units	Spike Conc.	LCS Result	LCS % Rec	% Rec Limits	Qualifiers
1,3,5-Trimethylbenzene	ug/L	50	50.3	101	60-140	
1,3-Dichlorobenzene	ug/L	50	50.7	101	60-140	
1,3-Dichloropropane	ug/L	50	47.8	96	60-140	
1,4-Dichlorobenzene	ug/L	50	51.0	102	60-140	
2,2-Dichloropropane	ug/L	50	53.4	107	60-140	
2-Chlorotoluene	ug/L	50	49.2	98	60-140	
4-Chlorotoluene	ug/L	50	48.2	96	60-140	
Benzene	ug/L	50	45.2	90	60-140	
Bromobenzene	ug/L	50	51.2	102	60-140	
Bromochloromethane	ug/L	50	47.1	94	60-140	
Bromodichloromethane	ug/L	50	48.5	97	60-140	
Bromoform	ug/L	50	56.1	112	60-140	
Bromomethane	ug/L	50	42.6	85	60-140	
Carbon tetrachloride	ug/L	50	48.4	97	60-140	
Chlorobenzene	ug/L	50	48.5	97	60-140	
Chloroethane	ug/L	50	31.9	64	60-140	
Chloroform	ug/L	50	42.6	85	60-140	
Chloromethane	ug/L	50	40.8	82	60-140	
cis-1,2-Dichloroethene	ug/L	50	44.2	88	60-140	
cis-1,3-Dichloropropene	ug/L	50	49.7	99	60-140	
Dibromochloromethane	ug/L	50	52.6	105	60-140	
Dibromomethane	ug/L	50	50.8	102	60-140	
Dichlorodifluoromethane	ug/L	50	36.9	74	60-140	
Diisopropyl ether	ug/L	50	42.0	84	60-140	
Ethanol	ug/L	2000	2030	101	60-140	
Ethylbenzene	ug/L	50	49.0	98	60-140	
Hexachloro-1,3-butadiene	ug/L	50	54.5	109	60-140	
Isopropylbenzene (Cumene)	ug/L	50	50.7	101	60-140	
m&p-Xylene	ug/L	100	97.1	97	60-140	
Methyl-tert-butyl ether	ug/L	50	43.4	87	60-140	
Methylene Chloride	ug/L	50	42.5	85	60-140	
n-Butylbenzene	ug/L	50	52.3	105	60-140	
n-Propylbenzene	ug/L	50	49.3	99	60-140	
Naphthalene	ug/L	50	55.6	111	60-140	
o-Xylene	ug/L	50	47.8	96	60-140	
sec-Butylbenzene	ug/L	50	49.2	98	60-140	
Styrene	ug/L	50	50.7	101	60-140	
tert-Butylbenzene	ug/L	50	41.8	84	60-140	
Tetrachloroethene	ug/L	50	48.1	96	60-140	
Toluene	ug/L	50	44.7	89	60-140	
trans-1,2-Dichloroethene	ug/L	50	46.3	93	60-140	
trans-1,3-Dichloropropene	ug/L	50	49.7	99	60-140	
Trichloroethene	ug/L	50	46.9	94	60-140	
Trichlorofluoromethane	ug/L	50	39.4	79	60-140	
Vinyl chloride	ug/L	50	44.0	88	60-140	
1,2-Dichloroethane-d4 (S)	%			98	70-130	
4-Bromofluorobenzene (S)	%			100	70-130	

Results presented on this page are in the units indicated by the "Units" column except where an alternate unit is presented to the right of the result.

REPORT OF LABORATORY ANALYSIS

This report shall not be reproduced, except in full,
without the written consent of Pace Analytical Services, LLC.

Pace Analytical Services, LLC
9800 Kincey Ave. Suite 100
Huntersville, NC 28078
(704)875-9092

QUALITY CONTROL DATA

Project: 2020-L1-2448 Incident
Pace Project No.: 92583324

LABORATORY CONTROL SAMPLE: 3521113

Parameter	Units	Spike Conc.	LCS Result	LCS % Rec	% Rec Limits	Qualifiers
Toluene-d8 (S)	%			99	70-130	

MATRIX SPIKE & MATRIX SPIKE DUPLICATE: 3521114 3521115

Parameter	Units	92582814005 Result	MS Spike Conc.	MSD Spike Conc.	MS Result	MSD Result	MS % Rec	MSD % Rec	% Rec Limits	RPD	Max RPD	Qual
1,1,1,2-Tetrachloroethane	ug/L	ND	400	400	431	493	108	123	60-140	13	30	
1,1,1-Trichloroethane	ug/L	ND	400	400	413	443	103	111	60-140	7	30	
1,1,2,2-Tetrachloroethane	ug/L	ND	400	400	440	493	110	123	60-140	11	30	
1,1,2-Trichloroethane	ug/L	ND	400	400	418	465	104	116	60-140	11	30	
1,1-Dichloroethane	ug/L	ND	400	400	418	447	104	112	60-140	7	30	
1,1-Dichloroethene	ug/L	ND	400	400	449	441	112	110	60-140	2	30	
1,1-Dichloropropene	ug/L	ND	400	400	423	449	106	112	60-140	6	30	
1,2,3-Trichlorobenzene	ug/L	ND	400	400	468	549	117	137	60-140	16	30	
1,2,3-Trichloropropane	ug/L	ND	400	400	419	497	105	124	60-140	17	30	
1,2,4-Trichlorobenzene	ug/L	ND	400	400	450	548	113	137	60-140	20	30	
1,2,4-Trimethylbenzene	ug/L	743	400	400	1710	1910	242	292	60-140	11	30	M1
1,2-Dibromo-3-chloropropane	ug/L	ND	400	400	463	507	116	127	60-140	9	30	
1,2-Dibromoethane (EDB)	ug/L	ND	400	400	436	501	109	125	60-140	14	30	
1,2-Dichlorobenzene	ug/L	ND	400	400	431	497	108	124	60-140	14	30	
1,2-Dichloroethane	ug/L	ND	400	400	401	437	100	109	60-140	9	30	
1,2-Dichloropropane	ug/L	ND	400	400	413	460	103	115	60-140	11	30	
1,3,5-Trimethylbenzene	ug/L	190	400	400	787	885	149	174	60-140	12	30	M1
1,3-Dichlorobenzene	ug/L	ND	400	400	429	497	107	124	60-140	15	30	
1,3-Dichloropropane	ug/L	ND	400	400	414	471	103	118	60-140	13	30	
1,4-Dichlorobenzene	ug/L	ND	400	400	435	498	109	125	60-140	13	30	
2,2-Dichloropropane	ug/L	ND	400	400	486	540	121	135	60-140	11	30	
2-Chlorotoluene	ug/L	ND	400	400	448	518	112	129	60-140	14	30	
4-Chlorotoluene	ug/L	ND	400	400	413	462	103	116	60-140	11	30	
Benzene	ug/L	566	400	400	985	1080	105	129	60-140	9	30	
Bromobenzene	ug/L	ND	400	400	438	503	109	126	60-140	14	30	
Bromochloromethane	ug/L	ND	400	400	429	480	107	120	60-140	11	30	
Bromodichloromethane	ug/L	ND	400	400	423	477	106	119	60-140	12	30	
Bromoform	ug/L	ND	400	400	451	514	113	129	60-140	13	30	
Bromomethane	ug/L	ND	400	400	250	215	62	54	60-140	15	30	M1
Carbon tetrachloride	ug/L	ND	400	400	455	465	114	116	60-140	2	30	
Chlorobenzene	ug/L	ND	400	400	437	489	109	122	60-140	11	30	
Chloroethane	ug/L	ND	400	400	453	449	113	112	60-140	1	30	
Chloroform	ug/L	ND	400	400	401	427	100	107	60-140	6	30	
Chloromethane	ug/L	ND	400	400	405	414	101	104	60-140	2	30	
cis-1,2-Dichloroethene	ug/L	ND	400	400	411	450	103	113	60-140	9	30	
cis-1,3-Dichloropropene	ug/L	ND	400	400	445	478	111	120	60-140	7	30	
Dibromochloromethane	ug/L	ND	400	400	434	489	108	122	60-140	12	30	
Dibromomethane	ug/L	ND	400	400	437	504	109	126	60-140	14	30	

Results presented on this page are in the units indicated by the "Units" column except where an alternate unit is presented to the right of the result.

REPORT OF LABORATORY ANALYSIS

This report shall not be reproduced, except in full,
without the written consent of Pace Analytical Services, LLC.

Pace Analytical Services, LLC
9800 Kincey Ave. Suite 100
Huntersville, NC 28078
(704)875-9092

QUALITY CONTROL DATA

Project: 2020-L1-2448 Incident
Pace Project No.: 92583324

MATRIX SPIKE & MATRIX SPIKE DUPLICATE: 3521114 3521115

Parameter	Units	92582814005 Result	MS Spike Conc.	MSD Spike Conc.	MS Result	MSD Result	MS % Rec	MSD % Rec	% Rec Limits	RPD	Max RPD	Qual
Dichlorodifluoromethane	ug/L	ND	400	400	445	359	111	90	60-140	21	30	
Diisopropyl ether	ug/L	ND	400	400	388	423	97	106	60-140	9	30	
Ethanol	ug/L	ND	16000	16000	16700	18400	104	115	60-140	10	30	
Ethylbenzene	ug/L	1270	400	400	2270	2510	249	310	60-140	10	30	M1
Hexachloro-1,3-butadiene	ug/L	ND	400	400	490	551	122	138	60-140	12	30	
Isopropylbenzene (Cumene)	ug/L	37.1	400	400	514	583	119	136	60-140	13	30	
m&p-Xylene	ug/L	3940	800	800	6610	7320	334	423	60-140	10	30	M1
Methyl-tert-butyl ether	ug/L	13.1	400	400	405	430	98	104	60-140	6	30	
Methylene Chloride	ug/L	ND	400	400	410	444	96	105	60-140	8	30	
n-Butylbenzene	ug/L	ND	400	400	485	545	121	136	60-140	12	30	
n-Propylbenzene	ug/L	92.8	400	400	601	666	127	143	60-140	10	30	M1
Naphthalene	ug/L	462	400	400	1110	1310	161	212	60-140	17	30	M1
o-Xylene	ug/L	1570	400	400	2550	2830	245	313	60-140	10	30	M1
sec-Butylbenzene	ug/L	ND	400	400	457	492	114	123	60-140	7	30	
Styrene	ug/L	ND	400	400	460	515	115	129	60-140	11	30	
tert-Butylbenzene	ug/L	ND	400	400	375	417	94	104	60-140	11	30	
Tetrachloroethene	ug/L	ND	400	400	438	475	110	119	60-140	8	30	
Toluene	ug/L	1510	400	400	2160	2360	163	214	60-140	9	30	M1
trans-1,2-Dichloroethene	ug/L	ND	400	400	423	458	106	115	60-140	8	30	
trans-1,3-Dichloropropene	ug/L	ND	400	400	425	458	106	115	60-140	7	30	
Trichloroethene	ug/L	ND	400	400	428	466	107	116	60-140	8	30	
Trichlorofluoromethane	ug/L	ND	400	400	429	406	107	102	60-140	6	30	
Vinyl chloride	ug/L	ND	400	400	433	435	108	109	60-140	1	30	
1,2-Dichloroethane-d4 (S)	%						96	95	70-130			
4-Bromofluorobenzene (S)	%						100	102	70-130			
Toluene-d8 (S)	%						100	100	70-130			

Results presented on this page are in the units indicated by the "Units" column except where an alternate unit is presented to the right of the result.

REPORT OF LABORATORY ANALYSIS

This report shall not be reproduced, except in full,
without the written consent of Pace Analytical Services, LLC.

Pace Analytical Services, LLC
9800 Kincey Ave. Suite 100
Huntersville, NC 28078
(704)875-9092

QUALITY CONTROL DATA

Project: 2020-L1-2448 Incident
Pace Project No.: 92583324

QC Batch: 673063
QC Batch Method: SM 6200B
Analysis Method: SM 6200B
Analysis Description: 6200B MSV
Laboratory: Pace Analytical Services - Charlotte
Associated Lab Samples: 92583324002, 92583324003

METHOD BLANK: 3523007 Matrix: Water
Associated Lab Samples: 92583324002, 92583324003

Parameter	Units	Blank Result	Reporting Limit	MDL	Analyzed	Qualifiers
1,1,1,2-Tetrachloroethane	ug/L	ND	0.50	0.31	01/21/22 11:30	
1,1,1-Trichloroethane	ug/L	ND	0.50	0.33	01/21/22 11:30	
1,1,2,2-Tetrachloroethane	ug/L	ND	0.50	0.22	01/21/22 11:30	
1,1,2-Trichloroethane	ug/L	ND	0.50	0.32	01/21/22 11:30	
1,1-Dichloroethane	ug/L	ND	0.50	0.37	01/21/22 11:30	
1,1-Dichloroethene	ug/L	ND	0.50	0.35	01/21/22 11:30	
1,1-Dichloropropene	ug/L	ND	0.50	0.43	01/21/22 11:30	
1,2,3-Trichlorobenzene	ug/L	ND	2.0	0.81	01/21/22 11:30	
1,2,3-Trichloropropane	ug/L	ND	0.50	0.26	01/21/22 11:30	
1,2,4-Trichlorobenzene	ug/L	ND	2.0	0.64	01/21/22 11:30	
1,2,4-Trimethylbenzene	ug/L	ND	0.50	0.50	01/21/22 11:30	
1,2-Dibromo-3-chloropropane	ug/L	ND	1.0	0.34	01/21/22 11:30	
1,2-Dibromoethane (EDB)	ug/L	ND	0.50	0.27	01/21/22 11:30	
1,2-Dichlorobenzene	ug/L	ND	0.50	0.34	01/21/22 11:30	
1,2-Dichloroethane	ug/L	ND	0.50	0.32	01/21/22 11:30	
1,2-Dichloropropane	ug/L	ND	0.50	0.36	01/21/22 11:30	
1,3,5-Trimethylbenzene	ug/L	ND	0.50	0.33	01/21/22 11:30	
1,3-Dichlorobenzene	ug/L	ND	0.50	0.34	01/21/22 11:30	
1,3-Dichloropropane	ug/L	ND	0.50	0.28	01/21/22 11:30	
1,4-Dichlorobenzene	ug/L	ND	0.50	0.33	01/21/22 11:30	
2,2-Dichloropropane	ug/L	ND	0.50	0.39	01/21/22 11:30	
2-Chlorotoluene	ug/L	ND	0.50	0.32	01/21/22 11:30	
4-Chlorotoluene	ug/L	ND	0.50	0.32	01/21/22 11:30	
Benzene	ug/L	ND	0.50	0.34	01/21/22 11:30	
Bromobenzene	ug/L	ND	0.50	0.29	01/21/22 11:30	
Bromochloromethane	ug/L	ND	0.50	0.47	01/21/22 11:30	
Bromodichloromethane	ug/L	ND	0.50	0.31	01/21/22 11:30	
Bromoform	ug/L	ND	0.50	0.34	01/21/22 11:30	
Bromomethane	ug/L	ND	5.0	1.7	01/21/22 11:30	
Carbon tetrachloride	ug/L	ND	0.50	0.33	01/21/22 11:30	
Chlorobenzene	ug/L	ND	0.50	0.28	01/21/22 11:30	
Chloroethane	ug/L	ND	1.0	0.65	01/21/22 11:30	
Chloroform	ug/L	ND	0.50	0.35	01/21/22 11:30	
Chloromethane	ug/L	ND	1.0	0.54	01/21/22 11:30	
cis-1,2-Dichloroethene	ug/L	ND	0.50	0.38	01/21/22 11:30	
cis-1,3-Dichloropropene	ug/L	ND	0.50	0.36	01/21/22 11:30	
Dibromochloromethane	ug/L	ND	0.50	0.36	01/21/22 11:30	
Dibromomethane	ug/L	ND	0.50	0.39	01/21/22 11:30	
Dichlorodifluoromethane	ug/L	ND	0.50	0.35	01/21/22 11:30	
Diisopropyl ether	ug/L	ND	0.50	0.31	01/21/22 11:30	

Results presented on this page are in the units indicated by the "Units" column except where an alternate unit is presented to the right of the result.

REPORT OF LABORATORY ANALYSIS

This report shall not be reproduced, except in full,
without the written consent of Pace Analytical Services, LLC.

Pace Analytical Services, LLC
9800 Kincey Ave. Suite 100
Huntersville, NC 28078
(704)875-9092

QUALITY CONTROL DATA

Project: 2020-L1-2448 Incident
Pace Project No.: 92583324

METHOD BLANK: 3523007 Matrix: Water
Associated Lab Samples: 92583324002, 92583324003

Parameter	Units	Blank Result	Reporting Limit	MDL	Analyzed	Qualifiers
Ethanol	ug/L	ND	200	72.2	01/21/22 11:30	
Ethylbenzene	ug/L	ND	0.50	0.30	01/21/22 11:30	
Hexachloro-1,3-butadiene	ug/L	ND	2.0	1.5	01/21/22 11:30	
Isopropylbenzene (Cumene)	ug/L	ND	0.50	0.33	01/21/22 11:30	
m&p-Xylene	ug/L	ND	1.0	0.71	01/21/22 11:30	
Methyl-tert-butyl ether	ug/L	ND	0.50	0.42	01/21/22 11:30	
Methylene Chloride	ug/L	ND	2.0	2.0	01/21/22 11:30	
n-Butylbenzene	ug/L	ND	0.50	0.49	01/21/22 11:30	
n-Propylbenzene	ug/L	ND	0.50	0.34	01/21/22 11:30	
Naphthalene	ug/L	ND	2.0	0.64	01/21/22 11:30	
o-Xylene	ug/L	ND	0.50	0.34	01/21/22 11:30	
sec-Butylbenzene	ug/L	ND	0.50	0.40	01/21/22 11:30	
Styrene	ug/L	ND	0.50	0.29	01/21/22 11:30	
tert-Butylbenzene	ug/L	ND	0.50	0.32	01/21/22 11:30	
Tetrachloroethene	ug/L	ND	0.50	0.29	01/21/22 11:30	
Toluene	ug/L	ND	0.50	0.48	01/21/22 11:30	
trans-1,2-Dichloroethene	ug/L	ND	0.50	0.40	01/21/22 11:30	
trans-1,3-Dichloropropene	ug/L	ND	0.50	0.36	01/21/22 11:30	
Trichloroethene	ug/L	ND	0.50	0.38	01/21/22 11:30	
Trichlorofluoromethane	ug/L	ND	1.0	0.30	01/21/22 11:30	
Vinyl chloride	ug/L	ND	1.0	0.39	01/21/22 11:30	
1,2-Dichloroethane-d4 (S)	%	100	70-130		01/21/22 11:30	
4-Bromofluorobenzene (S)	%	102	70-130		01/21/22 11:30	
Toluene-d8 (S)	%	103	70-130		01/21/22 11:30	

LABORATORY CONTROL SAMPLE: 3523008

Parameter	Units	Spike Conc.	LCS Result	LCS % Rec	% Rec Limits	Qualifiers
1,1,1,2-Tetrachloroethane	ug/L	50	48.6	97	60-140	
1,1,1-Trichloroethane	ug/L	50	52.0	104	60-140	
1,1,2,2-Tetrachloroethane	ug/L	50	47.1	94	60-140	
1,1,2-Trichloroethane	ug/L	50	49.5	99	60-140	
1,1-Dichloroethane	ug/L	50	51.5	103	60-140	
1,1-Dichloroethene	ug/L	50	55.9	112	60-140	
1,1-Dichloropropene	ug/L	50	54.3	109	60-140	
1,2,3-Trichlorobenzene	ug/L	50	46.5	93	60-140	
1,2,3-Trichloropropane	ug/L	50	44.8	90	60-140	
1,2,4-Trichlorobenzene	ug/L	50	46.8	94	60-140	
1,2,4-Trimethylbenzene	ug/L	50	48.1	96	60-140	
1,2-Dibromo-3-chloropropane	ug/L	50	52.0	104	60-140	
1,2-Dibromoethane (EDB)	ug/L	50	48.8	98	60-140	
1,2-Dichlorobenzene	ug/L	50	45.8	92	60-140	
1,2-Dichloroethane	ug/L	50	49.9	100	60-140	
1,2-Dichloropropane	ug/L	50	53.6	107	60-140	

Results presented on this page are in the units indicated by the "Units" column except where an alternate unit is presented to the right of the result.

REPORT OF LABORATORY ANALYSIS

This report shall not be reproduced, except in full,
without the written consent of Pace Analytical Services, LLC.

Pace Analytical Services, LLC
9800 Kincey Ave. Suite 100
Huntersville, NC 28078
(704)875-9092

QUALITY CONTROL DATA

Project: 2020-L1-2448 Incident
Pace Project No.: 92583324

LABORATORY CONTROL SAMPLE: 3523008

Parameter	Units	Spike Conc.	LCS Result	LCS % Rec	% Rec Limits	Qualifiers
1,3,5-Trimethylbenzene	ug/L	50	48.0	96	60-140	
1,3-Dichlorobenzene	ug/L	50	45.9	92	60-140	
1,3-Dichloropropane	ug/L	50	48.2	96	60-140	
1,4-Dichlorobenzene	ug/L	50	46.4	93	60-140	
2,2-Dichloropropane	ug/L	50	53.4	107	60-140	
2-Chlorotoluene	ug/L	50	47.4	95	60-140	
4-Chlorotoluene	ug/L	50	44.5	89	60-140	
Benzene	ug/L	50	50.5	101	60-140	
Bromobenzene	ug/L	50	46.3	93	60-140	
Bromochloromethane	ug/L	50	50.8	102	60-140	
Bromodichloromethane	ug/L	50	50.7	101	60-140	
Bromoform	ug/L	50	49.7	99	60-140	
Bromomethane	ug/L	50	44.5	89	60-140	
Carbon tetrachloride	ug/L	50	52.4	105	60-140	
Chlorobenzene	ug/L	50	45.1	90	60-140	
Chloroethane	ug/L	50	49.5	99	60-140	
Chloroform	ug/L	50	45.2	90	60-140	
Chloromethane	ug/L	50	46.2	92	60-140	
cis-1,2-Dichloroethene	ug/L	50	49.9	100	60-140	
cis-1,3-Dichloropropene	ug/L	50	53.8	108	60-140	
Dibromochloromethane	ug/L	50	51.2	102	60-140	
Dibromomethane	ug/L	50	48.2	96	60-140	
Dichlorodifluoromethane	ug/L	50	42.0	84	60-140	
Diisopropyl ether	ug/L	50	51.0	102	60-140	
Ethanol	ug/L	2000	2240	112	60-140	
Ethylbenzene	ug/L	50	45.8	92	60-140	
Hexachloro-1,3-butadiene	ug/L	50	48.3	97	60-140	
Isopropylbenzene (Cumene)	ug/L	50	46.7	93	60-140	
m&p-Xylene	ug/L	100	89.7	90	60-140	
Methyl-tert-butyl ether	ug/L	50	53.4	107	60-140	
Methylene Chloride	ug/L	50	49.7	99	60-140	
n-Butylbenzene	ug/L	50	48.1	96	60-140	
n-Propylbenzene	ug/L	50	46.0	92	60-140	
Naphthalene	ug/L	50	48.4	97	60-140	
o-Xylene	ug/L	50	44.2	88	60-140	
sec-Butylbenzene	ug/L	50	46.8	94	60-140	
Styrene	ug/L	50	47.1	94	60-140	
tert-Butylbenzene	ug/L	50	39.7	79	60-140	
Tetrachloroethene	ug/L	50	46.5	93	60-140	
Toluene	ug/L	50	47.1	94	60-140	
trans-1,2-Dichloroethene	ug/L	50	54.1	108	60-140	
trans-1,3-Dichloropropene	ug/L	50	51.4	103	60-140	
Trichloroethene	ug/L	50	50.7	101	60-140	
Trichlorofluoromethane	ug/L	50	44.2	88	60-140	
Vinyl chloride	ug/L	50	48.4	97	60-140	
1,2-Dichloroethane-d4 (S)	%			97	70-130	
4-Bromofluorobenzene (S)	%			99	70-130	

Results presented on this page are in the units indicated by the "Units" column except where an alternate unit is presented to the right of the result.

REPORT OF LABORATORY ANALYSIS

This report shall not be reproduced, except in full,
without the written consent of Pace Analytical Services, LLC.

Pace Analytical Services, LLC
9800 Kincey Ave. Suite 100
Huntersville, NC 28078
(704)875-9092

QUALITY CONTROL DATA

Project: 2020-L1-2448 Incident
Pace Project No.: 92583324

LABORATORY CONTROL SAMPLE: 3523008

Parameter	Units	Spike Conc.	LCS Result	LCS % Rec	% Rec Limits	Qualifiers
Toluene-d8 (S)	%			102	70-130	

MATRIX SPIKE & MATRIX SPIKE DUPLICATE: 3523009 3523010

Parameter	Units	92582747013 Result	MS Spike Conc.	MSD Spike Conc.	MS Result	MSD Result	MS % Rec	MSD % Rec	% Rec Limits	RPD	Max RPD	Qual
1,1,1,2-Tetrachloroethane	ug/L	ND	20	20	22.8	24.0	114	120	60-140	5	30	
1,1,1-Trichloroethane	ug/L	ND	20	20	24.4	25.8	122	129	60-140	5	30	
1,1,2,2-Tetrachloroethane	ug/L	ND	20	20	21.9	23.1	109	115	60-140	5	30	
1,1,2-Trichloroethane	ug/L	ND	20	20	22.1	23.6	110	118	60-140	7	30	
1,1-Dichloroethane	ug/L	ND	20	20	24.5	25.4	122	127	60-140	4	30	
1,1-Dichloroethene	ug/L	ND	20	20	27.3	28.3	137	142	60-140	4	30	M1
1,1-Dichloropropene	ug/L	ND	20	20	25.6	26.3	128	131	60-140	3	30	
1,2,3-Trichlorobenzene	ug/L	ND	20	20	21.5	23.2	107	116	60-140	8	30	
1,2,3-Trichloropropane	ug/L	ND	20	20	21.1	22.1	105	111	60-140	5	30	
1,2,4-Trichlorobenzene	ug/L	ND	20	20	21.5	23.4	107	117	60-140	9	30	
1,2,4-Trimethylbenzene	ug/L	1.1	20	20	24.4	25.4	117	122	60-140	4	30	
1,2-Dibromo-3-chloropropane	ug/L	ND	20	20	21.9	23.7	109	119	60-140	8	30	
1,2-Dibromoethane (EDB)	ug/L	ND	20	20	22.5	23.6	113	118	60-140	5	30	
1,2-Dichlorobenzene	ug/L	ND	20	20	21.6	22.4	108	112	60-140	4	30	
1,2-Dichloroethane	ug/L	ND	20	20	22.6	24.1	113	121	60-140	7	30	
1,2-Dichloropropane	ug/L	ND	20	20	24.2	25.6	121	128	60-140	5	30	
1,3,5-Trimethylbenzene	ug/L	ND	20	20	23.7	24.4	117	120	60-140	3	30	
1,3-Dichlorobenzene	ug/L	ND	20	20	21.8	22.6	109	113	60-140	4	30	
1,3-Dichloropropane	ug/L	ND	20	20	22.4	23.3	112	117	60-140	4	30	
1,4-Dichlorobenzene	ug/L	ND	20	20	21.9	22.9	109	114	60-140	5	30	
2,2-Dichloropropane	ug/L	ND	20	20	24.8	26.3	124	132	60-140	6	30	
2-Chlorotoluene	ug/L	ND	20	20	22.6	23.1	113	116	60-140	2	30	
4-Chlorotoluene	ug/L	ND	20	20	22.0	22.2	110	111	60-140	1	30	
Benzene	ug/L	ND	20	20	23.1	24.5	115	123	60-140	6	30	
Bromobenzene	ug/L	ND	20	20	21.8	23.1	109	116	60-140	6	30	
Bromochloromethane	ug/L	ND	20	20	23.5	24.9	118	124	60-140	5	30	
Bromodichloromethane	ug/L	ND	20	20	23.2	24.9	116	125	60-140	7	30	
Bromoform	ug/L	ND	20	20	21.7	23.0	108	115	60-140	6	30	
Bromomethane	ug/L	ND	20	20	22.3	23.2	111	116	60-140	4	30	
Carbon tetrachloride	ug/L	ND	20	20	24.1	25.8	120	129	60-140	7	30	
Chlorobenzene	ug/L	ND	20	20	21.7	22.7	108	113	60-140	4	30	
Chloroethane	ug/L	ND	20	20	25.2	25.9	126	130	60-140	3	30	
Chloroform	ug/L	ND	20	20	21.8	23.2	109	116	60-140	6	30	
Chloromethane	ug/L	ND	20	20	21.0	21.7	105	109	60-140	3	30	
cis-1,2-Dichloroethene	ug/L	ND	20	20	23.6	24.7	118	123	60-140	4	30	
cis-1,3-Dichloropropene	ug/L	ND	20	20	22.9	24.2	114	121	60-140	6	30	
Dibromochloromethane	ug/L	ND	20	20	22.7	23.8	114	119	60-140	5	30	
Dibromomethane	ug/L	ND	20	20	21.0	23.1	105	115	60-140	9	30	

Results presented on this page are in the units indicated by the "Units" column except where an alternate unit is presented to the right of the result.

REPORT OF LABORATORY ANALYSIS

This report shall not be reproduced, except in full,
without the written consent of Pace Analytical Services, LLC.

Pace Analytical Services, LLC
9800 Kincey Ave. Suite 100
Huntersville, NC 28078
(704)875-9092

QUALITY CONTROL DATA

Project: 2020-L1-2448 Incident
Pace Project No.: 92583324

MATRIX SPIKE & MATRIX SPIKE DUPLICATE: 3523009 3523010

Parameter	Units	92582747013 Result	MS Spike Conc.	MSD Spike Conc.	MS Result	MSD Result	MS % Rec	MSD % Rec	% Rec Limits	RPD	Max RPD	Qual
Dichlorodifluoromethane	ug/L	ND	20	20	18.6	18.9	93	95	60-140	2	30	
Diisopropyl ether	ug/L	ND	20	20	23.6	24.3	118	122	60-140	3	30	
Ethanol	ug/L	ND	800	800	894	991	112	124	60-140	10	30	
Ethylbenzene	ug/L	0.53	20	20	22.8	23.5	111	115	60-140	3	30	
Hexachloro-1,3-butadiene	ug/L	ND	20	20	22.8	24.4	114	122	60-140	7	30	
Isopropylbenzene (Cumene)	ug/L	2.1	20	20	25.2	25.7	116	118	60-140	2	30	
m&p-Xylene	ug/L	3.5	40	40	46.9	47.7	108	110	60-140	2	30	
Methyl-tert-butyl ether	ug/L	ND	20	20	24.0	25.0	118	123	60-140	4	30	
Methylene Chloride	ug/L	ND	20	20	23.6	24.7	118	123	60-140	5	30	
n-Butylbenzene	ug/L	21.6	20	20	48.5	49.4	135	139	60-140	2	30	
n-Propylbenzene	ug/L	9.3	20	20	32.6	33.0	117	118	60-140	1	30	
Naphthalene	ug/L	ND	20	20	22.8	25.0	107	118	60-140	9	30	
o-Xylene	ug/L	ND	20	20	22.0	22.3	108	110	60-140	1	30	
sec-Butylbenzene	ug/L	8.5	20	20	31.8	32.8	117	122	60-140	3	30	
Styrene	ug/L	ND	20	20	22.7	23.2	113	116	60-140	2	30	
tert-Butylbenzene	ug/L	ND	20	20	19.0	19.9	95	99	60-140	5	30	
Tetrachloroethene	ug/L	ND	20	20	23.1	23.6	116	118	60-140	2	30	
Toluene	ug/L	ND	20	20	21.8	23.2	108	115	60-140	6	30	
trans-1,2-Dichloroethene	ug/L	ND	20	20	25.5	26.5	127	132	60-140	4	30	
trans-1,3-Dichloropropene	ug/L	ND	20	20	22.1	23.4	110	117	60-140	6	30	
Trichloroethene	ug/L	ND	20	20	23.1	24.4	116	122	60-140	5	30	
Trichlorofluoromethane	ug/L	ND	20	20	21.6	22.6	108	113	60-140	4	30	
Vinyl chloride	ug/L	ND	20	20	22.9	23.7	115	118	60-140	3	30	
1,2-Dichloroethane-d4 (S)	%						101	99	70-130			
4-Bromofluorobenzene (S)	%						101	99	70-130			
Toluene-d8 (S)	%						98	99	70-130			

Results presented on this page are in the units indicated by the "Units" column except where an alternate unit is presented to the right of the result.

REPORT OF LABORATORY ANALYSIS

This report shall not be reproduced, except in full,
without the written consent of Pace Analytical Services, LLC.

Pace Analytical Services, LLC
9800 Kincey Ave. Suite 100
Huntersville, NC 28078
(704)875-9092

QUALIFIERS

Project: 2020-L1-2448 Incident
Pace Project No.: 92583324

DEFINITIONS

DF - Dilution Factor, if reported, represents the factor applied to the reported data due to dilution of the sample aliquot.

ND - Not Detected at or above adjusted reporting limit.

TNTC - Too Numerous To Count

J - Estimated concentration above the adjusted method detection limit and below the adjusted reporting limit.

MDL - Adjusted Method Detection Limit.

PQL - Practical Quantitation Limit.

RL - Reporting Limit - The lowest concentration value that meets project requirements for quantitative data with known precision and bias for a specific analyte in a specific matrix.

S - Surrogate

1,2-Diphenylhydrazine decomposes to and cannot be separated from Azobenzene using Method 8270. The result for each analyte is a combined concentration.

Consistent with EPA guidelines, unrounded data are displayed and have been used to calculate % recovery and RPD values.

LCS(D) - Laboratory Control Sample (Duplicate)

MS(D) - Matrix Spike (Duplicate)

DUP - Sample Duplicate

RPD - Relative Percent Difference

NC - Not Calculable.

SG - Silica Gel - Clean-Up

U - Indicates the compound was analyzed for, but not detected.

Acid preservation may not be appropriate for 2 Chloroethylvinyl ether.

A separate vial preserved to a pH of 4-5 is recommended in SW846 Chapter 4 for the analysis of Acrolein and Acrylonitrile by EPA Method 8260.

N-Nitrosodiphenylamine decomposes and cannot be separated from Diphenylamine using Method 8270. The result reported for each analyte is a combined concentration.

Reported results are not rounded until the final step prior to reporting. Therefore, calculated parameters that are typically reported as "Total" may vary slightly from the sum of the reported component parameters.

Pace Analytical is TNI accredited. Contact your Pace PM for the current list of accredited analytes.

TNI - The NELAC Institute.

ANALYTE QUALIFIERS

M1	Matrix spike recovery exceeded QC limits. Batch accepted based on laboratory control sample (LCS) recovery.
N2	The lab does not hold NELAC/TNI accreditation for this parameter but other accreditations/certifications may apply. A complete list of accreditations/certifications is available upon request.

This report shall not be reproduced, except in full,
without the written consent of Pace Analytical Services, LLC.

Pace Analytical Services, LLC
9800 Kincey Ave. Suite 100
Huntersville, NC 28078
(704)875-9092

QUALITY CONTROL DATA CROSS REFERENCE TABLE

Project: 2020-L1-2448 Incident
Pace Project No.: 92583324

Lab ID	Sample ID	QC Batch Method	QC Batch	Analytical Method	Analytical Batch
92583324001	**DUP-1**	MADEP VPH	673502		
92583324002	**FB-1**	MADEP VPH	673502		
92583324001	**DUP-1**	EPA 3010A	673217	EPA 6010D	673245
92583324002	**FB-1**	EPA 3010A	673217	EPA 6010D	673245
92583324001	**DUP-1**	SM 6200B	672663		
92583324002	**FB-1**	SM 6200B	673063		
92583324003	**TRIP BLANK**	SM 6200B	673063		

This report shall not be reproduced, except in full,
without the written consent of Pace Analytical Services, LLC.

Pace Analytical

CHAIN-OF-CUSTODY Analytical Request Document

Chain-of-Custody is a LEGAL DOCUMENT - Complete all relevent fields

WO# : 92583324

92583324

Company: Apex Companies	Billing Information:
Address:	
Report To: Andrew Street	Email To: andrew.street@apexcos.com
Copy To:	Site Collection Info/Address:
Customer Project Name/Number: 2020-LI-2448	State: NC County/City: Huntersville Time Zone Collected: [ ] PT [ ] MT [ ] CT [ ] ET
Phone: Email:	Site/Facility ID #:
Collected By (print): Matt T.	Purchase Order #: Quote #:
Collected By (signature):	Turnaround Date Required: ASAP
Sample Disposal: [ ] Dispose as appropriate [ ] Return [ ] Archive: [ ] Hold:	Rush: [ ] Same Day [ ] Next Day [ ] 2 Day [ ] 3 Day [ ] 4 Day [ ] 5 Day (Expedite Charges Apply)

Compliance Monitoring? [ ] Yes [ ] No

DW PWS ID #: DW Location Code:

Immediately Packed on Ice: [ ] Yes [ ] No

Field Filtered (if applicable): [ ] Yes [ ] No

Analysis:

* Matrix Codes (Insert in Matrix box below): Drinking Water (DW), Ground Water (GW), Wastewater (WW), Product (P), Soil/Solid (SL), Oil (OL), Wipe (WP), Air (AR), Tissue (TS), Bioassay (B), Vapor (V), Other (OT)

Customer Sample ID	Matrix *	Comp / Grab	Collected (or Composite Start) Date	Collected (or Composite Start) Time	Composite End Date	Composite End Time	Res Cl	# of Ctns	VOCs 6200B	MADEP VPH	LEAD								Lab Sample # / Comments
DUP-1	DW	G	1-19-22					8	X	X	X								001
FB-1	DW	G	1-19-22					8	X	X	X								002
Trip Blank	OT	—	1-19-22					2	X										003

** Preservative Types: (1) nitric acid, (2) sulfuric acid, (3) hydrochloric acid, (4) sodium hydroxide, (5) zinc acetate, (6) methanol, (7) sodium bisulfate, (8) sodium thiosulfate, (9) hexane, (A) ascorbic acid, (B) ammonium sulfate, (C) ammonium hydroxide, (D) TSP, (U) Unpreserved, (O) Other

Lab Profile/Line:

Lab Sample Receipt Checklist:

Custody Seals Present/Intact	Y	N	(NA)
Custody Signatures Present	(Y)	N	NA
Collector Signature Present	(Y)	N	NA
Bottles Intact	(Y)	N	NA
Correct Bottles	(Y)	N	NA
Sufficient Volume	(Y)	N	NA
Samples Received on Ice	(Y)	N	NA
VOA - Headspace Acceptable	(Y)	N	NA
USDA Regulated Soils	Y	N	(NA)
Samples in Holding Time	(Y)	N	NA
Residual Chlorine Present	Y	N	(NA)
Sample pH Acceptable	(Y)	N	NA
Sulfide Present	Y	N	(NA)

Cl Strips:

pH Strips: 2236.9AU

Lead Acetate Strips:

LAB USE ONLY

Customer Remarks / Special Conditions / Possible Hazards:

Type of Ice Used: (Wet) Blue Dry None

Packing Material Used: bubble bags

Radchem sample(s) screened (<500 cpm): Y N (NA)

SHORT HOLDS PRESENT (<72 hours): Y (N) N/A

Lab Tracking #: 2632572

Samples received via: FEDEX UPS (Client) Courier Pace Courier

Lab Sample Temperature Info:

Temp Blank Received: Y N NA

Therm ID#: C:270C64

Cooler 1 Temp Upon Receipt: 1.6 oC

Cooler 1 Therm Corr. Factor: 0 oC

Cooler 1 Corrected Temp: 1.6 oC

Comments:

Relinquished by/Company: (Signature)	Date/Time:	Received by/Company: (Signature)	Date/Time:
Matt T. / Apex	1-19-22 / 12:08	JKC Pace MVL	1-19-22 1908
Relinquished by/Company: (Signature)	Date/Time:	Received by/Company: (Signature)	Date/Time:
Relinquished by/Company: (Signature)	Date/Time:	Received by/Company: (Signature)	Date/Time:

MTJL LAB USE ONLY

Table #:

Acctnum:

Template:

Prelogin:

PM:

PB:

Trip Blank Received: (Y) N NA

(HCL) MeOH TSP Other

Non Conformance(s): YES / (NO)

Page: of:

***Check mark top half of box if pH and/or dechlorination is verified and within the acceptance range for preservation samples.**

Exceptions: VOA, Coliform, TOC, Oil and Grease, DRO/8015 (water) DOC, LLHg

****Bottom half of box is to list number of bottles**

Project

WO# : 92583324

PM: AMB Due Date: 01/26/22

CLIENT: 92-APEX MOOR

Item#	BP4U-125 mL Plastic Unpreserved (N/A) (Cl-)	BP3U-250 mL Plastic Unpreserved (N/A)	BP2U-500 mL Plastic Unpreserved (N/A)	BP1U-1 liter Plastic Unpreserved (N/A)	BP4S-125 mL Plastic H2SO4 (pH < 2) (Cl-)	BP3N-250 mL plastic HNO3 (pH < 2)	BP4Z-125 mL Plastic ZN Acetate & NaOH (>9)	BP4B-125 mL Plastic NaOH (pH > 12) (Cl-)	WGFU-Wide-mouthed Glass jar Unpreserved	AG1U-1 liter Amber Unpreserved (N/A) (Cl-)	AG1H-1 liter Amber HCl (pH < 2)	AG3U-250 mL Amber Unpreserved (N/A) (Cl-)	AG1S-1 liter Amber H2SO4 (pH < 2)	AG3S-250 mL Amber H2SO4 (pH < 2)	AG3A(DG3A)-250 mL Amber NH4Cl (N/A)(Cl-)	DG9H-40 mL VOA HCl (N/A)	VG9T-40 mL VOA Na2S2O3 (N/A)	VG9U-40 mL VOA Unpreserved (N/A)	DG9P-40 mL VOA H3PO4 (N/A)	VOAK (3 vials per kit)-5035 kit (N/A)	V/GK (3 vials per kit)-VPH/Gas kit (N/A)	SP5T-125 mL Sterile Plastic (N/A – lab)	SP2T-250 mL Sterile Plastic (N/A – lab)		BP3A-250 mL Plastic (NH2)2SO4 (9.3-9.7)	AG0U-100 mL Amber Unpreserved vials (N/A)	VSGU-20 mL Scintillation vials (N/A)	DG9U-40 mL Amber Unpreserved vials (N/A)
1						1										7													
2						1										7													
3																2													
4																													
5																													
6																													
7																													
8																													
9																													
10																													
11																													
12																													

pH Adjustment Log for Preserved Samples

Sample ID	Type of Preservative	pH upon receipt	Date preservation adjusted	Time preservation adjusted	Amount of Preservative added	Lot #

Note: Whenever there is a discrepancy affecting North Carolina compliance samples, a copy of this form will be sent to the North Carolina DEHNR Certification Office (I.e. Out of hold, incorrect preservative, out of temp, incorrect containers.

Pace Analytical Services, LLC
9800 Kincey Ave. Suite 100
Huntersville, NC 28078
(704)875-9092

January 31, 2022

Andrew Street
Apex Companies - NC
5900 Northwoods Business Pkwy
Suite 5900-0
Charlotte, NC 28269

RE: Project: 2020-L1-2448
Pace Project No.: 92584294

Dear Andrew Street:

Enclosed are the analytical results for sample(s) received by the laboratory on January 25, 2022. The results relate only to the samples included in this report. Results reported herein conform to the applicable TNI/NELAC Standards and the laboratory's Quality Manual, where applicable, unless otherwise noted in the body of the report.

The test results provided in this final report were generated by each of the following laboratories within the Pace Network:

- Pace Analytical Services - Asheville
- Pace Analytical Services - Charlotte

If you have any questions concerning this report, please feel free to contact me.

Sincerely,

Angela M. Baioni

Angela Baioni
angela.baioni@pacelabs.com
(704)875-9092
Project Manager

Enclosures

cc: J Culbreath, Colonial Pipeline Company
Naomi Fretz, APEX Companies, LLC
Robert Hughes, Colonial Pipeline
Cameron Lee, Montrose-EPS
Jamie Moran, APEX Companies, LLC
Jeff Morrison, Colonial Pipeline Company
Tom Naumann, APEX Companies - NC
Joe Nicolette, Montrose-EPS
Kaitlyn Nootens, Apex Companies
Christopher Schultz, Apex Companies
Matt Teixeira, Apex Companies, LLC
Michael Verdon, Colonial Pipeline Company
JM Wyatt, Colonial Pipeline Company

REPORT OF LABORATORY ANALYSIS

This report shall not be reproduced, except in full,
without the written consent of Pace Analytical Services, LLC.

Pace Analytical Services, LLC
9800 Kincey Ave. Suite 100
Huntersville, NC 28078
(704)875-9092

CERTIFICATIONS

Project: 2020-L1-2448
Pace Project No.: 92584294

Pace Analytical Services Charlotte

South Carolina Laboratory ID: 99006
9800 Kincey Ave. Ste 100, Huntersville, NC 28078
North Carolina Drinking Water Certification #: 37706
North Carolina Field Services Certification #: 5342
North Carolina Wastewater Certification #: 12
South Carolina Laboratory ID: 99006
South Carolina Certification #: 99006001
South Carolina Drinking Water Cert. #: 99006003
Florida/NELAP Certification #: E87627
Kentucky UST Certification #: 84
Louisiana DoH Drinking Water #: LA029
Virginia/VELAP Certification #: 460221

Pace Analytical Services Asheville

2225 Riverside Drive, Asheville, NC 28804
Florida/NELAP Certification #: E87648
North Carolina Drinking Water Certification #: 37712
North Carolina Wastewater Certification #: 40
South Carolina Laboratory ID: 99030
South Carolina Certification #: 99030001
Virginia/VELAP Certification #: 460222

This report shall not be reproduced, except in full,
without the written consent of Pace Analytical Services, LLC.

Pace Analytical Services, LLC
9800 Kincey Ave. Suite 100
Huntersville, NC 28078
(704)875-9092

SAMPLE SUMMARY

Project: 2020-L1-2448
Pace Project No.: 92584294

Lab ID	Sample ID	Matrix	Date Collected	Date Received
92584294001	**14226_HC_RD**	Water	01/25/22 10:35	01/25/22 11:10

This report shall not be reproduced, except in full,
without the written consent of Pace Analytical Services, LLC.

Pace Analytical Services, LLC
9800 Kincey Ave. Suite 100
Huntersville, NC 28078
(704)875-9092

SAMPLE ANALYTE COUNT

Project: 2020-L1-2448
Pace Project No.: 92584294

Lab ID	Sample ID	Method	Analysts	Analytes Reported	Laboratory
92584294001	**14226_HC_RD**	MADEP VPH	MAD	6	PASI-C
		EPA 6010D	CBV	1	PASI-A
		SM 6200B	NSCQ	64	PASI-C

PASI-A = Pace Analytical Services - Asheville
PASI-C = Pace Analytical Services - Charlotte

This report shall not be reproduced, except in full,
without the written consent of Pace Analytical Services, LLC.

Pace Analytical Services, LLC
9800 Kincey Ave. Suite 100
Huntersville, NC 28078
(704)875-9092

ANALYTICAL RESULTS

Project: 2020-L1-2448
Pace Project No.: 92584294

Sample: 14226_HC_RD **Lab ID: 92584294001** Collected: 01/25/22 10:35 Received: 01/25/22 11:10 Matrix: Water

Parameters	Results	Units	Report Limit	MDL	DF	Prepared	Analyzed	CAS No.	Qual
VPH NC Water	Analytical Method: MADEP VPH Pace Analytical Services - Charlotte								
Total VPH (C5-C12)	ND	ug/L	50.0	50.0	1		01/25/22 16:58		N2
Aliphatic (C05-C08)	ND	ug/L	50.0	50.0	1		01/25/22 16:58		N2
Aliphatic(C09-C12) Adjusted	ND	ug/L	50.0	50.0	1		01/25/22 16:58		N2
Aromatic (C09-C10)	ND	ug/L	50.0	50.0	1		01/25/22 16:58		N2
Surrogates									
4-Bromofluorobenzene (FID) (S)	98	%	70-130		1		01/25/22 16:58	460-00-4	
4-Bromofluorobenzene (PID) (S)	98	%	70-130		1		01/25/22 16:58	460-00-4	
6010 MET ICP	Analytical Method: EPA 6010D Preparation Method: EPA 3010A Pace Analytical Services - Asheville								
Lead	ND	ug/L	5.0	4.5	1	01/26/22 14:30	01/29/22 18:33	7439-92-1	
6200B MSV	Analytical Method: SM 6200B Pace Analytical Services - Charlotte								
Benzene	ND	ug/L	0.50	0.34	1		01/26/22 01:03	71-43-2	
Bromobenzene	ND	ug/L	0.50	0.29	1		01/26/22 01:03	108-86-1	
Bromochloromethane	ND	ug/L	0.50	0.47	1		01/26/22 01:03	74-97-5	
Bromodichloromethane	ND	ug/L	0.50	0.31	1		01/26/22 01:03	75-27-4	
Bromoform	ND	ug/L	0.50	0.34	1		01/26/22 01:03	75-25-2	
Bromomethane	ND	ug/L	5.0	1.7	1		01/26/22 01:03	74-83-9	
n-Butylbenzene	ND	ug/L	0.50	0.49	1		01/26/22 01:03	104-51-8	
sec-Butylbenzene	ND	ug/L	0.50	0.40	1		01/26/22 01:03	135-98-8	
tert-Butylbenzene	ND	ug/L	0.50	0.32	1		01/26/22 01:03	98-06-6	
Carbon tetrachloride	ND	ug/L	0.50	0.33	1		01/26/22 01:03	56-23-5	
Chlorobenzene	ND	ug/L	0.50	0.28	1		01/26/22 01:03	108-90-7	
Chloroethane	ND	ug/L	1.0	0.65	1		01/26/22 01:03	75-00-3	
Chloroform	ND	ug/L	0.50	0.35	1		01/26/22 01:03	67-66-3	
Chloromethane	ND	ug/L	1.0	0.54	1		01/26/22 01:03	74-87-3	
2-Chlorotoluene	ND	ug/L	0.50	0.32	1		01/26/22 01:03	95-49-8	
4-Chlorotoluene	ND	ug/L	0.50	0.32	1		01/26/22 01:03	106-43-4	
1,2-Dibromo-3-chloropropane	ND	ug/L	1.0	0.34	1		01/26/22 01:03	96-12-8	
Dibromochloromethane	ND	ug/L	0.50	0.36	1		01/26/22 01:03	124-48-1	
1,2-Dibromoethane (EDB)	ND	ug/L	0.50	0.27	1		01/26/22 01:03	106-93-4	
Dibromomethane	ND	ug/L	0.50	0.39	1		01/26/22 01:03	74-95-3	
1,2-Dichlorobenzene	ND	ug/L	0.50	0.34	1		01/26/22 01:03	95-50-1	
1,3-Dichlorobenzene	ND	ug/L	0.50	0.34	1		01/26/22 01:03	541-73-1	
1,4-Dichlorobenzene	ND	ug/L	0.50	0.33	1		01/26/22 01:03	106-46-7	
Dichlorodifluoromethane	ND	ug/L	0.50	0.35	1		01/26/22 01:03	75-71-8	
1,1-Dichloroethane	ND	ug/L	0.50	0.37	1		01/26/22 01:03	75-34-3	
1,2-Dichloroethane	ND	ug/L	0.50	0.32	1		01/26/22 01:03	107-06-2	
1,1-Dichloroethene	ND	ug/L	0.50	0.35	1		01/26/22 01:03	75-35-4	
cis-1,2-Dichloroethene	ND	ug/L	0.50	0.38	1		01/26/22 01:03	156-59-2	
trans-1,2-Dichloroethene	ND	ug/L	0.50	0.40	1		01/26/22 01:03	156-60-5	
1,2-Dichloropropane	ND	ug/L	0.50	0.36	1		01/26/22 01:03	78-87-5	
1,3-Dichloropropane	ND	ug/L	0.50	0.28	1		01/26/22 01:03	142-28-9	

REPORT OF LABORATORY ANALYSIS

This report shall not be reproduced, except in full,
without the written consent of Pace Analytical Services, LLC.

Pace Analytical Services, LLC
9800 Kincey Ave. Suite 100
Huntersville, NC 28078
(704)875-9092

ANALYTICAL RESULTS

Project: 2020-L1-2448
Pace Project No.: 92584294

Sample: 14226_HC_RD **Lab ID: 92584294001** Collected: 01/25/22 10:35 Received: 01/25/22 11:10 Matrix: Water

Parameters	Results	Units	Report Limit	MDL	DF	Prepared	Analyzed	CAS No.	Qual
6200B MSV	Analytical Method: SM 6200B Pace Analytical Services - Charlotte								
2,2-Dichloropropane	ND	ug/L	0.50	0.39	1		01/26/22 01:03	594-20-7	
1,1-Dichloropropene	ND	ug/L	0.50	0.43	1		01/26/22 01:03	563-58-6	
cis-1,3-Dichloropropene	ND	ug/L	0.50	0.36	1		01/26/22 01:03	10061-01-5	
trans-1,3-Dichloropropene	ND	ug/L	0.50	0.36	1		01/26/22 01:03	10061-02-6	
Diisopropyl ether	ND	ug/L	0.50	0.31	1		01/26/22 01:03	108-20-3	
Ethanol	ND	ug/L	200	72.2	1		01/26/22 01:03	64-17-5	
Ethylbenzene	ND	ug/L	0.50	0.30	1		01/26/22 01:03	100-41-4	
Hexachloro-1,3-butadiene	ND	ug/L	2.0	1.5	1		01/26/22 01:03	87-68-3	
Isopropylbenzene (Cumene)	ND	ug/L	0.50	0.33	1		01/26/22 01:03	98-82-8	
Methylene Chloride	ND	ug/L	2.0	2.0	1		01/26/22 01:03	75-09-2	
Methyl-tert-butyl ether	ND	ug/L	0.50	0.42	1		01/26/22 01:03	1634-04-4	
Naphthalene	ND	ug/L	2.0	0.64	1		01/26/22 01:03	91-20-3	
n-Propylbenzene	ND	ug/L	0.50	0.34	1		01/26/22 01:03	103-65-1	
Styrene	ND	ug/L	0.50	0.29	1		01/26/22 01:03	100-42-5	
1,1,1,2-Tetrachloroethane	ND	ug/L	0.50	0.31	1		01/26/22 01:03	630-20-6	
1,1,2,2-Tetrachloroethane	ND	ug/L	0.50	0.22	1		01/26/22 01:03	79-34-5	
Tetrachloroethene	ND	ug/L	0.50	0.29	1		01/26/22 01:03	127-18-4	
Toluene	ND	ug/L	0.50	0.48	1		01/26/22 01:03	108-88-3	
1,2,3-Trichlorobenzene	ND	ug/L	2.0	0.81	1		01/26/22 01:03	87-61-6	
1,2,4-Trichlorobenzene	ND	ug/L	2.0	0.64	1		01/26/22 01:03	120-82-1	
1,1,1-Trichloroethane	ND	ug/L	0.50	0.33	1		01/26/22 01:03	71-55-6	
1,1,2-Trichloroethane	ND	ug/L	0.50	0.32	1		01/26/22 01:03	79-00-5	
Trichloroethene	ND	ug/L	0.50	0.38	1		01/26/22 01:03	79-01-6	
Trichlorofluoromethane	ND	ug/L	1.0	0.30	1		01/26/22 01:03	75-69-4	
1,2,3-Trichloropropane	ND	ug/L	0.50	0.26	1		01/26/22 01:03	96-18-4	
1,2,4-Trimethylbenzene	ND	ug/L	0.50	0.50	1		01/26/22 01:03	95-63-6	
1,3,5-Trimethylbenzene	ND	ug/L	0.50	0.33	1		01/26/22 01:03	108-67-8	
Vinyl chloride	ND	ug/L	1.0	0.39	1		01/26/22 01:03	75-01-4	
m&p-Xylene	ND	ug/L	1.0	0.71	1		01/26/22 01:03	179601-23-1	
o-Xylene	ND	ug/L	0.50	0.34	1		01/26/22 01:03	95-47-6	
Surrogates									
1,2-Dichloroethane-d4 (S)	100	%	70-130		1		01/26/22 01:03	17060-07-0	
4-Bromofluorobenzene (S)	100	%	70-130		1		01/26/22 01:03	460-00-4	
Toluene-d8 (S)	102	%	70-130		1		01/26/22 01:03	2037-26-5	

REPORT OF LABORATORY ANALYSIS

This report shall not be reproduced, except in full,
without the written consent of Pace Analytical Services, LLC.

Pace Analytical Services, LLC
9800 Kincey Ave. Suite 100
Huntersville, NC 28078
(704)875-9092

QUALITY CONTROL DATA

Project: 2020-L1-2448
Pace Project No.: 92584294

QC Batch: 673789
QC Batch Method: MADEP VPH
Analysis Method: MADEP VPH
Analysis Description: VPH NC Water
Laboratory: Pace Analytical Services - Charlotte
Associated Lab Samples: 92584294001

METHOD BLANK: 3526796 Matrix: Water
Associated Lab Samples: 92584294001

Parameter	Units	Blank Result	Reporting Limit	MDL	Analyzed	Qualifiers
Aliphatic (C05-C08)	ug/L	ND	50.0	50.0	01/25/22 16:00	N2
Aromatic (C09-C10)	ug/L	ND	50.0	50.0	01/25/22 16:00	N2
4-Bromofluorobenzene (FID) (S)	%	92	70-130		01/25/22 16:00	
4-Bromofluorobenzene (PID) (S)	%	93	70-130		01/25/22 16:00	

LABORATORY CONTROL SAMPLE & LCSD: 3526797 3526798

Parameter	Units	Spike Conc.	LCS Result	LCSD Result	LCS % Rec	LCSD % Rec	% Rec Limits	RPD	Max RPD	Qualifiers
Aliphatic (C05-C08)	ug/L	300	388	345	129	115	70-130	12	25	N2
Aromatic (C09-C10)	ug/L	100	113	112	113	112	70-130	1	25	N2
4-Bromofluorobenzene (FID) (S)	%				101	99	70-130			
4-Bromofluorobenzene (PID) (S)	%				100	95	70-130			

Results presented on this page are in the units indicated by the "Units" column except where an alternate unit is presented to the right of the result.

REPORT OF LABORATORY ANALYSIS

This report shall not be reproduced, except in full,
without the written consent of Pace Analytical Services, LLC.

Pace Analytical Services, LLC
9800 Kincey Ave. Suite 100
Huntersville, NC 28078
(704)875-9092

QUALITY CONTROL DATA

Project: 2020-L1-2448
Pace Project No.: 92584294

QC Batch: 673983
QC Batch Method: EPA 3010A
Analysis Method: EPA 6010D
Analysis Description: 6010 MET
Laboratory: Pace Analytical Services - Asheville
Associated Lab Samples: 92584294001

METHOD BLANK: 3527548 Matrix: Water
Associated Lab Samples: 92584294001

Parameter	Units	Blank Result	Reporting Limit	MDL	Analyzed	Qualifiers
Lead	ug/L	ND	5.0	4.5	01/29/22 18:26	

LABORATORY CONTROL SAMPLE: 3527549

Parameter	Units	Spike Conc.	LCS Result	LCS % Rec	% Rec Limits	Qualifiers
Lead	ug/L	500	481	96	80-120	

MATRIX SPIKE & MATRIX SPIKE DUPLICATE: 3527550 3527551

Parameter	Units	92584294001 Result	MS Spike Conc.	MSD Spike Conc.	MS Result	MSD Result	MS % Rec	MSD % Rec	% Rec Limits	RPD	Max RPD	Qual
Lead	ug/L	ND	500	500	489	478	98	95	75-125	2	20	

Results presented on this page are in the units indicated by the "Units" column except where an alternate unit is presented to the right of the result.

REPORT OF LABORATORY ANALYSIS

This report shall not be reproduced, except in full,
without the written consent of Pace Analytical Services, LLC.

Pace Analytical Services, LLC
9800 Kincey Ave. Suite 100
Huntersville, NC 28078
(704)875-9092

QUALITY CONTROL DATA

Project: 2020-L1-2448
Pace Project No.: 92584294

QC Batch: 673797
QC Batch Method: SM 6200B
Analysis Method: SM 6200B
Analysis Description: 6200B MSV
Laboratory: Pace Analytical Services - Charlotte

Associated Lab Samples: 92584294001

METHOD BLANK: 3526891 Matrix: Water
Associated Lab Samples: 92584294001

Parameter	Units	Blank Result	Reporting Limit	MDL	Analyzed	Qualifiers
1,1,1,2-Tetrachloroethane	ug/L	ND	0.50	0.31	01/25/22 23:35	
1,1,1-Trichloroethane	ug/L	ND	0.50	0.33	01/25/22 23:35	
1,1,2,2-Tetrachloroethane	ug/L	ND	0.50	0.22	01/25/22 23:35	
1,1,2-Trichloroethane	ug/L	ND	0.50	0.32	01/25/22 23:35	
1,1-Dichloroethane	ug/L	ND	0.50	0.37	01/25/22 23:35	
1,1-Dichloroethene	ug/L	ND	0.50	0.35	01/25/22 23:35	
1,1-Dichloropropene	ug/L	ND	0.50	0.43	01/25/22 23:35	
1,2,3-Trichlorobenzene	ug/L	ND	2.0	0.81	01/25/22 23:35	
1,2,3-Trichloropropane	ug/L	ND	0.50	0.26	01/25/22 23:35	
1,2,4-Trichlorobenzene	ug/L	ND	2.0	0.64	01/25/22 23:35	
1,2,4-Trimethylbenzene	ug/L	ND	0.50	0.50	01/25/22 23:35	
1,2-Dibromo-3-chloropropane	ug/L	ND	1.0	0.34	01/25/22 23:35	
1,2-Dibromoethane (EDB)	ug/L	ND	0.50	0.27	01/25/22 23:35	
1,2-Dichlorobenzene	ug/L	ND	0.50	0.34	01/25/22 23:35	
1,2-Dichloroethane	ug/L	ND	0.50	0.32	01/25/22 23:35	
1,2-Dichloropropane	ug/L	ND	0.50	0.36	01/25/22 23:35	
1,3,5-Trimethylbenzene	ug/L	ND	0.50	0.33	01/25/22 23:35	
1,3-Dichlorobenzene	ug/L	ND	0.50	0.34	01/25/22 23:35	
1,3-Dichloropropane	ug/L	ND	0.50	0.28	01/25/22 23:35	
1,4-Dichlorobenzene	ug/L	ND	0.50	0.33	01/25/22 23:35	
2,2-Dichloropropane	ug/L	ND	0.50	0.39	01/25/22 23:35	
2-Chlorotoluene	ug/L	ND	0.50	0.32	01/25/22 23:35	
4-Chlorotoluene	ug/L	ND	0.50	0.32	01/25/22 23:35	
Benzene	ug/L	ND	0.50	0.34	01/25/22 23:35	
Bromobenzene	ug/L	ND	0.50	0.29	01/25/22 23:35	
Bromochloromethane	ug/L	ND	0.50	0.47	01/25/22 23:35	
Bromodichloromethane	ug/L	ND	0.50	0.31	01/25/22 23:35	
Bromoform	ug/L	ND	0.50	0.34	01/25/22 23:35	
Bromomethane	ug/L	ND	5.0	1.7	01/25/22 23:35	
Carbon tetrachloride	ug/L	ND	0.50	0.33	01/25/22 23:35	
Chlorobenzene	ug/L	ND	0.50	0.28	01/25/22 23:35	
Chloroethane	ug/L	ND	1.0	0.65	01/25/22 23:35	
Chloroform	ug/L	ND	0.50	0.35	01/25/22 23:35	
Chloromethane	ug/L	ND	1.0	0.54	01/25/22 23:35	
cis-1,2-Dichloroethene	ug/L	ND	0.50	0.38	01/25/22 23:35	
cis-1,3-Dichloropropene	ug/L	ND	0.50	0.36	01/25/22 23:35	
Dibromochloromethane	ug/L	ND	0.50	0.36	01/25/22 23:35	
Dibromomethane	ug/L	ND	0.50	0.39	01/25/22 23:35	
Dichlorodifluoromethane	ug/L	ND	0.50	0.35	01/25/22 23:35	
Diisopropyl ether	ug/L	ND	0.50	0.31	01/25/22 23:35	

Results presented on this page are in the units indicated by the "Units" column except where an alternate unit is presented to the right of the result.

REPORT OF LABORATORY ANALYSIS

This report shall not be reproduced, except in full,
without the written consent of Pace Analytical Services, LLC.

Pace Analytical Services, LLC
9800 Kincey Ave. Suite 100
Huntersville, NC 28078
(704)875-9092

QUALITY CONTROL DATA

Project: 2020-L1-2448
Pace Project No.: 92584294

METHOD BLANK: 3526891 Matrix: Water
Associated Lab Samples: 92584294001

Parameter	Units	Blank Result	Reporting Limit	MDL	Analyzed	Qualifiers
Ethanol	ug/L	ND	200	72.2	01/25/22 23:35	
Ethylbenzene	ug/L	ND	0.50	0.30	01/25/22 23:35	
Hexachloro-1,3-butadiene	ug/L	ND	2.0	1.5	01/25/22 23:35	
Isopropylbenzene (Cumene)	ug/L	ND	0.50	0.33	01/25/22 23:35	
m&p-Xylene	ug/L	ND	1.0	0.71	01/25/22 23:35	
Methyl-tert-butyl ether	ug/L	ND	0.50	0.42	01/25/22 23:35	
Methylene Chloride	ug/L	6.5	2.0	2.0	01/25/22 23:35	
n-Butylbenzene	ug/L	ND	0.50	0.49	01/25/22 23:35	
n-Propylbenzene	ug/L	ND	0.50	0.34	01/25/22 23:35	
Naphthalene	ug/L	ND	2.0	0.64	01/25/22 23:35	
o-Xylene	ug/L	ND	0.50	0.34	01/25/22 23:35	
sec-Butylbenzene	ug/L	ND	0.50	0.40	01/25/22 23:35	
Styrene	ug/L	ND	0.50	0.29	01/25/22 23:35	
tert-Butylbenzene	ug/L	ND	0.50	0.32	01/25/22 23:35	
Tetrachloroethene	ug/L	ND	0.50	0.29	01/25/22 23:35	
Toluene	ug/L	ND	0.50	0.48	01/25/22 23:35	
trans-1,2-Dichloroethene	ug/L	ND	0.50	0.40	01/25/22 23:35	
trans-1,3-Dichloropropene	ug/L	ND	0.50	0.36	01/25/22 23:35	
Trichloroethene	ug/L	ND	0.50	0.38	01/25/22 23:35	
Trichlorofluoromethane	ug/L	ND	1.0	0.30	01/25/22 23:35	
Vinyl chloride	ug/L	ND	1.0	0.39	01/25/22 23:35	
1,2-Dichloroethane-d4 (S)	%	100	70-130		01/25/22 23:35	
4-Bromofluorobenzene (S)	%	101	70-130		01/25/22 23:35	
Toluene-d8 (S)	%	102	70-130		01/25/22 23:35	

LABORATORY CONTROL SAMPLE: 3526892

Parameter	Units	Spike Conc.	LCS Result	LCS % Rec	% Rec Limits	Qualifiers
1,1,1,2-Tetrachloroethane	ug/L	50	55.3	111	60-140	
1,1,1-Trichloroethane	ug/L	50	51.2	102	60-140	
1,1,2,2-Tetrachloroethane	ug/L	50	52.2	104	60-140	
1,1,2-Trichloroethane	ug/L	50	49.3	99	60-140	
1,1-Dichloroethane	ug/L	50	50.8	102	60-140	
1,1-Dichloroethene	ug/L	50	54.9	110	60-140	
1,1-Dichloropropene	ug/L	50	53.9	108	60-140	
1,2,3-Trichlorobenzene	ug/L	50	54.7	109	60-140	
1,2,3-Trichloropropane	ug/L	50	49.7	99	60-140	
1,2,4-Trichlorobenzene	ug/L	50	54.4	109	60-140	
1,2,4-Trimethylbenzene	ug/L	50	54.6	109	60-140	
1,2-Dibromo-3-chloropropane	ug/L	50	59.8	120	60-140	
1,2-Dibromoethane (EDB)	ug/L	50	54.8	110	60-140	
1,2-Dichlorobenzene	ug/L	50	52.3	105	60-140	
1,2-Dichloroethane	ug/L	50	48.0	96	60-140	
1,2-Dichloropropane	ug/L	50	53.2	106	60-140	

Results presented on this page are in the units indicated by the "Units" column except where an alternate unit is presented to the right of the result.

REPORT OF LABORATORY ANALYSIS

This report shall not be reproduced, except in full,
without the written consent of Pace Analytical Services, LLC.

Pace Analytical Services, LLC
9800 Kincey Ave. Suite 100
Huntersville, NC 28078
(704)875-9092

QUALITY CONTROL DATA

Project: 2020-L1-2448
Pace Project No.: 92584294

LABORATORY CONTROL SAMPLE: 3526892

Parameter	Units	Spike Conc.	LCS Result	LCS % Rec	% Rec Limits	Qualifiers
1,3,5-Trimethylbenzene	ug/L	50	54.1	108	60-140	
1,3-Dichlorobenzene	ug/L	50	51.8	104	60-140	
1,3-Dichloropropane	ug/L	50	53.7	107	60-140	
1,4-Dichlorobenzene	ug/L	50	52.7	105	60-140	
2,2-Dichloropropane	ug/L	50	52.8	106	60-140	
2-Chlorotoluene	ug/L	50	53.6	107	60-140	
4-Chlorotoluene	ug/L	50	50.3	101	60-140	
Benzene	ug/L	50	50.3	101	60-140	
Bromobenzene	ug/L	50	52.2	104	60-140	
Bromochloromethane	ug/L	50	51.4	103	60-140	
Bromodichloromethane	ug/L	50	51.0	102	60-140	
Bromoform	ug/L	50	55.5	111	60-140	
Bromomethane	ug/L	50	45.5	91	60-140	
Carbon tetrachloride	ug/L	50	51.6	103	60-140	
Chlorobenzene	ug/L	50	50.2	100	60-140	
Chloroethane	ug/L	50	48.7	97	60-140	
Chloroform	ug/L	50	45.1	90	60-140	
Chloromethane	ug/L	50	47.2	94	60-140	
cis-1,2-Dichloroethene	ug/L	50	49.1	98	60-140	
cis-1,3-Dichloropropene	ug/L	50	53.9	108	60-140	
Dibromochloromethane	ug/L	50	57.3	115	60-140	
Dibromomethane	ug/L	50	48.3	97	60-140	
Dichlorodifluoromethane	ug/L	50	44.8	90	60-140	
Diisopropyl ether	ug/L	50	51.7	103	60-140	
Ethanol	ug/L	2000	2180	109	60-140	
Ethylbenzene	ug/L	50	50.7	101	60-140	
Hexachloro-1,3-butadiene	ug/L	50	55.3	111	60-140	
Isopropylbenzene (Cumene)	ug/L	50	51.2	102	60-140	
m&p-Xylene	ug/L	100	99.6	100	60-140	
Methyl-tert-butyl ether	ug/L	50	53.4	107	60-140	
Methylene Chloride	ug/L	50	50.1	100	60-140	
n-Butylbenzene	ug/L	50	54.6	109	60-140	
n-Propylbenzene	ug/L	50	51.9	104	60-140	
Naphthalene	ug/L	50	55.8	112	60-140	
o-Xylene	ug/L	50	50.0	100	60-140	
sec-Butylbenzene	ug/L	50	52.4	105	60-140	
Styrene	ug/L	50	52.2	104	60-140	
tert-Butylbenzene	ug/L	50	44.3	89	60-140	
Tetrachloroethene	ug/L	50	51.6	103	60-140	
Toluene	ug/L	50	46.6	93	60-140	
trans-1,2-Dichloroethene	ug/L	50	52.5	105	60-140	
trans-1,3-Dichloropropene	ug/L	50	51.6	103	60-140	
Trichloroethene	ug/L	50	51.1	102	60-140	
Trichlorofluoromethane	ug/L	50	43.8	88	60-140	
Vinyl chloride	ug/L	50	49.0	98	60-140	
1,2-Dichloroethane-d4 (S)	%			98	70-130	
4-Bromofluorobenzene (S)	%			97	70-130	

Results presented on this page are in the units indicated by the "Units" column except where an alternate unit is presented to the right of the result.

REPORT OF LABORATORY ANALYSIS

This report shall not be reproduced, except in full,
without the written consent of Pace Analytical Services, LLC.

Pace Analytical Services, LLC
9800 Kincey Ave. Suite 100
Huntersville, NC 28078
(704)875-9092

QUALITY CONTROL DATA

Project: 2020-L1-2448
Pace Project No.: 92584294

LABORATORY CONTROL SAMPLE: 3526892

Parameter	Units	Spike Conc.	LCS Result	LCS % Rec	% Rec Limits	Qualifiers
Toluene-d8 (S)	%			96	70-130	

MATRIX SPIKE & MATRIX SPIKE DUPLICATE: 3529564 3529565

Parameter	Units	92584315001 Result	MS Spike Conc.	MSD Spike Conc.	MS Result	MSD Result	MS % Rec	MSD % Rec	% Rec Limits	RPD	Max RPD	Qual
1,1,1,2-Tetrachloroethane	ug/L	ND	20	20	22.0	22.3	110	112	60-140	1	30	
1,1,1-Trichloroethane	ug/L	ND	20	20	18.9	19.4	94	97	60-140	3	30	
1,1,2,2-Tetrachloroethane	ug/L	ND	20	20	21.2	21.8	106	109	60-140	3	30	
1,1,2-Trichloroethane	ug/L	ND	20	20	21.2	21.1	106	106	60-140	1	30	
1,1-Dichloroethane	ug/L	ND	20	20	18.2	19.1	91	95	60-140	4	30	
1,1-Dichloroethene	ug/L	ND	20	20	17.0	17.7	85	88	60-140	4	30	
1,1-Dichloropropene	ug/L	ND	20	20	18.5	19.6	92	98	60-140	6	30	
1,2,3-Trichlorobenzene	ug/L	ND	20	20	19.6	20.5	98	103	60-140	4	30	
1,2,3-Trichloropropane	ug/L	ND	20	20	19.7	19.9	99	100	60-140	1	30	
1,2,4-Trichlorobenzene	ug/L	ND	20	20	19.8	20.9	99	104	60-140	5	30	
1,2,4-Trimethylbenzene	ug/L	ND	20	20	19.6	20.0	98	100	60-140	2	30	
1,2-Dibromo-3-chloropropane	ug/L	ND	20	20	23.0	23.3	115	117	60-140	2	30	
1,2-Dibromoethane (EDB)	ug/L	ND	20	20	21.0	21.2	105	106	60-140	1	30	
1,2-Dichlorobenzene	ug/L	ND	20	20	18.7	19.6	93	98	60-140	5	30	
1,2-Dichloroethane	ug/L	ND	20	20	19.1	19.6	96	98	60-140	3	30	
1,2-Dichloropropane	ug/L	ND	20	20	20.3	20.1	102	101	60-140	1	30	
1,3,5-Trimethylbenzene	ug/L	ND	20	20	20.2	20.3	101	102	60-140	1	30	
1,3-Dichlorobenzene	ug/L	ND	20	20	19.6	20.0	98	100	60-140	2	30	
1,3-Dichloropropane	ug/L	ND	20	20	21.0	21.4	105	107	60-140	2	30	
1,4-Dichlorobenzene	ug/L	ND	20	20	18.8	19.3	94	96	60-140	3	30	
2,2-Dichloropropane	ug/L	ND	20	20	19.0	19.6	95	98	60-140	3	30	
2-Chlorotoluene	ug/L	ND	20	20	19.8	20.5	99	102	60-140	3	30	
4-Chlorotoluene	ug/L	ND	20	20	19.2	19.6	96	98	60-140	2	30	
Benzene	ug/L	ND	20	20	18.4	18.8	92	94	60-140	2	30	
Bromobenzene	ug/L	ND	20	20	20.2	20.8	101	104	60-140	3	30	
Bromochloromethane	ug/L	ND	20	20	18.9	19.3	95	97	60-140	2	30	
Bromodichloromethane	ug/L	ND	20	20	21.3	21.1	107	106	60-140	1	30	
Bromoform	ug/L	ND	20	20	21.6	22.4	108	112	60-140	4	30	
Bromomethane	ug/L	ND	20	20	23.6	26.3	118	131	60-140	11	30	IH
Carbon tetrachloride	ug/L	ND	20	20	19.3	20.3	97	102	60-140	5	30	
Chlorobenzene	ug/L	ND	20	20	20.4	20.8	102	104	60-140	2	30	
Chloroethane	ug/L	ND	20	20	19.7	20.7	98	104	60-140	5	30	
Chloroform	ug/L	ND	20	20	17.8	18.5	89	93	60-140	4	30	
Chloromethane	ug/L	ND	20	20	18.9	19.5	94	98	60-140	3	30	
cis-1,2-Dichloroethene	ug/L	ND	20	20	18.8	19.1	94	96	60-140	2	30	
cis-1,3-Dichloropropene	ug/L	ND	20	20	20.9	21.1	104	106	60-140	1	30	
Dibromochloromethane	ug/L	ND	20	20	20.7	21.1	104	106	60-140	2	30	
Dibromomethane	ug/L	ND	20	20	21.1	20.0	105	100	60-140	5	30	

Results presented on this page are in the units indicated by the "Units" column except where an alternate unit is presented to the right of the result.

REPORT OF LABORATORY ANALYSIS

This report shall not be reproduced, except in full,
without the written consent of Pace Analytical Services, LLC.

Pace Analytical Services, LLC
9800 Kincey Ave. Suite 100
Huntersville, NC 28078
(704)875-9092

QUALITY CONTROL DATA

Project: 2020-L1-2448
Pace Project No.: 92584294

MATRIX SPIKE & MATRIX SPIKE DUPLICATE: 3529564 3529565

Parameter	Units	92584315001 Result	MS Spike Conc.	MSD Spike Conc.	MS Result	MSD Result	MS % Rec	MSD % Rec	% Rec Limits	RPD	Max RPD	Qual
Dichlorodifluoromethane	ug/L	ND	20	20	23.5	24.3	118	121	60-140	3	30	
Diisopropyl ether	ug/L	ND	20	20	17.9	18.0	89	90	60-140	1	30	
Ethanol	ug/L	ND	800	800	784	836	98	104	60-140	6	30	
Ethylbenzene	ug/L	ND	20	20	20.3	20.8	102	104	60-140	2	30	
Hexachloro-1,3-butadiene	ug/L	ND	20	20	24.1	24.4	120	122	60-140	1	30	
Isopropylbenzene (Cumene)	ug/L	ND	20	20	20.9	21.3	105	107	60-140	2	30	
m&p-Xylene	ug/L	ND	40	40	40.8	41.0	102	103	60-140	1	30	
Methyl-tert-butyl ether	ug/L	ND	20	20	17.8	18.4	89	92	60-140	3	30	
Methylene Chloride	ug/L	ND	20	20	21.8	22.6	109	113	60-140	4	30	
n-Butylbenzene	ug/L	ND	20	20	20.3	20.7	102	103	60-140	2	30	
n-Propylbenzene	ug/L	ND	20	20	20.3	20.8	101	104	60-140	2	30	
Naphthalene	ug/L	ND	20	20	17.9	18.3	89	92	60-140	3	30	
o-Xylene	ug/L	ND	20	20	21.0	21.7	105	108	60-140	3	30	
sec-Butylbenzene	ug/L	ND	20	20	20.5	21.5	103	108	60-140	5	30	
Styrene	ug/L	ND	20	20	20.3	20.9	102	104	60-140	3	30	
tert-Butylbenzene	ug/L	ND	20	20	17.6	18.0	88	90	60-140	2	30	
Tetrachloroethene	ug/L	ND	20	20	20.0	20.5	100	102	60-140	2	30	
Toluene	ug/L	ND	20	20	19.5	19.8	97	99	60-140	2	30	
trans-1,2-Dichloroethene	ug/L	ND	20	20	18.5	18.8	93	94	60-140	1	30	
trans-1,3-Dichloropropene	ug/L	ND	20	20	21.7	21.2	109	106	60-140	2	30	
Trichloroethene	ug/L	ND	20	20	19.3	19.9	97	99	60-140	3	30	
Trichlorofluoromethane	ug/L	ND	20	20	15.8	17.1	79	86	60-140	8	30	
Vinyl chloride	ug/L	ND	20	20	18.5	19.9	92	100	60-140	7	30	
1,2-Dichloroethane-d4 (S)	%						97	98	70-130			
4-Bromofluorobenzene (S)	%						100	100	70-130			
Toluene-d8 (S)	%						102	99	70-130			

Results presented on this page are in the units indicated by the "Units" column except where an alternate unit is presented to the right of the result.

REPORT OF LABORATORY ANALYSIS

This report shall not be reproduced, except in full,
without the written consent of Pace Analytical Services, LLC.

Pace Analytical Services, LLC
9800 Kincey Ave. Suite 100
Huntersville, NC 28078
(704)875-9092

QUALIFIERS

Project: 2020-L1-2448
Pace Project No.: 92584294

DEFINITIONS

DF - Dilution Factor, if reported, represents the factor applied to the reported data due to dilution of the sample aliquot.

ND - Not Detected at or above adjusted reporting limit.

TNTC - Too Numerous To Count

J - Estimated concentration above the adjusted method detection limit and below the adjusted reporting limit.

MDL - Adjusted Method Detection Limit.

PQL - Practical Quantitation Limit.

RL - Reporting Limit - The lowest concentration value that meets project requirements for quantitative data with known precision and bias for a specific analyte in a specific matrix.

S - Surrogate

1,2-Diphenylhydrazine decomposes to and cannot be separated from Azobenzene using Method 8270. The result for each analyte is a combined concentration.

Consistent with EPA guidelines, unrounded data are displayed and have been used to calculate % recovery and RPD values.

LCS(D) - Laboratory Control Sample (Duplicate)

MS(D) - Matrix Spike (Duplicate)

DUP - Sample Duplicate

RPD - Relative Percent Difference

NC - Not Calculable.

SG - Silica Gel - Clean-Up

U - Indicates the compound was analyzed for, but not detected.

Acid preservation may not be appropriate for 2 Chloroethylvinyl ether.

A separate vial preserved to a pH of 4-5 is recommended in SW846 Chapter 4 for the analysis of Acrolein and Acrylonitrile by EPA Method 8260.

N-Nitrosodiphenylamine decomposes and cannot be separated from Diphenylamine using Method 8270. The result reported for each analyte is a combined concentration.

Reported results are not rounded until the final step prior to reporting. Therefore, calculated parameters that are typically reported as "Total" may vary slightly from the sum of the reported component parameters.

Pace Analytical is TNI accredited. Contact your Pace PM for the current list of accredited analytes.

TNI - The NELAC Institute.

ANALYTE QUALIFIERS

IH	This analyte exceeded secondary source verification criteria high for the initial calibration. The reported results should be considered an estimated value.
N2	The lab does not hold NELAC/TNI accreditation for this parameter but other accreditations/certifications may apply. A complete list of accreditations/certifications is available upon request.

This report shall not be reproduced, except in full,
without the written consent of Pace Analytical Services, LLC.

Pace Analytical Services, LLC
9800 Kincey Ave. Suite 100
Huntersville, NC 28078
(704)875-9092

QUALITY CONTROL DATA CROSS REFERENCE TABLE

Project: 2020-L1-2448
Pace Project No.: 92584294

Lab ID	Sample ID	QC Batch Method	QC Batch	Analytical Method	Analytical Batch
92584294001	**14226_HC_RD**	MADEP VPH	673789		
92584294001	**14226_HC_RD**	EPA 3010A	673983	EPA 6010D	674125
92584294001	**14226_HC_RD**	SM 6200B	673797		

This report shall not be reproduced, except in full,
without the written consent of Pace Analytical Services, LLC.

Pace Analytical

CHAIN-OF-CUSTODY Analytical Request Document

Chain-of-Custody is a LEGAL DOCUMENT - Complete all relevent fields

LAB USE ONLY WO# : 92584294

A 92584294

Container Pre...

Lab Project Manager:

Company: Apex Companies

Address:

Billing Information:

Report To: Andrew Street

Email To: andrew.street@apexcos.com

Copy To:

Site Collection Info/Address: 14226 Huntersville Concord Rd.

Customer Project Name/Number: 2020-L1-2448

State: NC County/City: Huntersville Time Zone Collected: [ ] PT [ ] MT [ ] CT [ ] ET

Phone:
Email:

Site/Facility ID #:

Compliance Monitoring? [ ] Yes [ ] No

Collected By (print): Matt T.

Purchase Order #:
Quote #:

DW PWS ID #:
DW Location Code:

Collected By (signature): Tex

Turnaround Date Required: ASAP

Immediately Packed on Ice: [ ] Yes [ ] No

Sample Disposal:
[ ] Dispose as appropriate [ ] Return
[ ] Archive: _____
[ ] Hold: _____

Rush:
[ ] Same Day [ ] Next Day
[ ] 2 Day [ ] 3 Day [ ] 4 Day [ ] 5 Day
(Expedite Charges Apply)

Field Filtered (if applicable): [ ] Yes [ ] No

Analysis: _____

** Preservative Types: (1) nitric acid, (2) sulfuric acid, (3) hydrochloric acid, (4) sodium hydroxide, (5) zinc acetate, (6) methanol, (7) sodium bisulfate, (8) sodium thiosulfate, (9) hexane, (A) ascorbic acid, (B) ammonium sulfate, (C) ammonium hydroxide, (D) TSP, (U) Unpreserved, (O) Other _____

Analyses

* Matrix Codes (Insert in Matrix box below): Drinking Water (DW), Ground Water (GW), Wastewater (WW), Product (P), Soil/Solid (SL), Oil (OL), Wipe (WP), Air (AR), Tissue (TS), Bioassay (B), Vapor (V), Other (OT)

Customer Sample ID	Matrix *	Comp / Grab	Collected (or Composite Start) Date	Collected (or Composite Start) Time	Composite End Date	Composite End Time	Res Cl	# of Ctns	VOCs 6200B	MADEP VPH	LEAD								Lab Profile/Line:
14226_HC_RD	DW	G	1-25-22	1035				8	X	X	X								92584294 001

Lab Sample Receipt Checklist:

Custody Seals Present/Intact	Y (N) NA
Custody Signatures Present	Y (N) NA
Collector Signature Present	(Y) N NA
Bottles Intact	(Y) N NA
Correct Bottles	(Y) N NA
Sufficient Volume	(Y) N NA
Samples Received on Ice	(Y) N NA
VOA - Headspace Acceptable	Y (N) NA
USDA Regulated Soils	Y N (NA)
Samples in Holding Time	(Y) N NA
Residual Chlorine Present	Y N NA
Cl Strips: _____	
Sample pH Acceptable	Y N NA
pH Strips: _____	
Sulfide Present	Y N NA
Lead Acetate Strips: _____	

LAB USE ONLY:
Lab Sample # / Comments:

Customer Remarks / Special Conditions / Possible Hazards:

Type of Ice Used: Wet Blue Dry None

Packing Material Used:

Radchem sample(s) screened (<500 cpm): Y N NA

SHORT HOLDS PRESENT (<72 hours): Y N N/A

Lab Tracking #: 2632578

Samples received via: FEDEX UPS Client Courier Pace Courier

Lab Sample Temperature Info:
Temp Blank Received: Y (N) NA
Therm ID#: 92T0a4
Cooler 1 Temp Upon Receipt: 4.7 oC
Cooler 1 Therm Corr. Factor: _____ oC
Cooler 1 Corrected Temp: _____ oC
Comments:

Relinquished by/Company: (Signature)	Date/Time:	Received by/Company: (Signature)	Date/Time:
Tex / Apex	1-25-22 / 1116	J B Pace HVL	1/25/22 1116
Relinquished by/Company: (Signature)	Date/Time:	Received by/Company: (Signature)	Date/Time:
Relinquished by/Company: (Signature)	Date/Time:	Received by/Company: (Signature)	Date/Time:

MTJL LAB USE ONLY
Table #:
Acctnum:
Template:
Prelogin:
PM:
PB:

Trip Blank Received: Y (N) NA
HCL MeOH TSP Other

Non Conformance(s): YES / NO

Page: _____ of _____

***Check mark top half of box if pH and/or dechlorination is verified and within the acceptance range for preservation samples.**

Exceptions: VOA, Coliform, TOC, Oil and Grease, DRO/8015 (water) DOC, LLHg

****Bottom half of box is to list number of bottles**

Project # WO# : 92584294

PM: AMB Due Date: 02/01/22

CLIENT: 92-APEX MOOR

Item#	BP4U-125 mL Plastic Unpreserved (N/A) (Cl-)	BP3U-250 mL Plastic Unpreserved (N/A)	BP2U-500 mL Plastic Unpreserved (N/A)	BP1U-1 liter Plastic Unpreserved (N/A)	BP4S-125 mL Plastic H2SO4 (pH < 2) (Cl-)	BP3N-250 mL plastic HNO3 (pH < 2)	BP4Z-125 mL Plastic ZN Acetate & NaOH (>9)	BP4B-125 mL Plastic NaOH (pH > 12) (Cl-)	WGFU-Wide-mouthed Glass jar Unpreserved	AG1U-1 liter Amber Unpreserved (N/A) (Cl-)	AG1H-1 liter Amber HCl (pH < 2)	AG3U-250 mL Amber Unpreserved (N/A) (Cl-)	AG1S-1 liter Amber H2SO4 (pH < 2)	AG3S-250 mL Amber H2SO4 (pH < 2)	AG3A(DG3A)-250 mL Amber NH4Cl (N/A)(Cl-)	DG9H-40 mL VOA HCl (N/A)	VG9T-40 mL VOA Na2S2O3 (N/A)	VG9U-40 mL VOA Unpreserved (N/A)	DG9P-40 mL VOA H3PO4 (N/A)	VOAK (3 vials per kit)-5035 kit (N/A)	V/GK (3 vials per kit)-VPH/Gas kit (N/A)	SP5T-125 mL Sterile Plastic (N/A – lab)	SP2T-250 mL Sterile Plastic (N/A – lab)		BP3A-250 mL Plastic (NH2)2SO4 (9.3-9.7)	AG0U-100 mL Amber Unpreserved vials (N/A)	VSGU-20 mL Scintillation vials (N/A)	DG9U-40 mL Amber Unpreserved vials (N/A)
1						1										6												
2																												
3																												
4																												
5																												
6																												
7																												
8																												
9																												
10																												
11																												
12																												

pH Adjustment Log for Preserved Samples

Sample ID	Type of Preservative	pH upon receipt	Date preservation adjusted	Time preservation adjusted	Amount of Preservative added	Lot #

Note: Whenever there is a discrepancy affecting North Carolina compliance samples, a copy of this form will be sent to the North Carolina DEHNR Certification Office (I.e. Out of hold, incorrect preservative, out of temp, incorrect containers.

Pace Analytical Services, LLC
9800 Kincey Ave. Suite 100
Huntersville, NC 28078
(704)875-9092

January 31, 2022

Andrew Street
Apex Companies - NC
5900 Northwoods Business Pkwy
Suite 5900-0
Charlotte, NC 28269

RE: Project: 2020-L1-2448
Pace Project No.: 92584295

Dear Andrew Street:

Enclosed are the analytical results for sample(s) received by the laboratory on January 25, 2022. The results relate only to the samples included in this report. Results reported herein conform to the applicable TNI/NELAC Standards and the laboratory's Quality Manual, where applicable, unless otherwise noted in the body of the report.

The test results provided in this final report were generated by each of the following laboratories within the Pace Network:

- Pace Analytical Services - Asheville
- Pace Analytical Services - Charlotte

If you have any questions concerning this report, please feel free to contact me.

Sincerely,

Angela M. Baioni

Angela Baioni
angela.baioni@pacelabs.com
(704)875-9092
Project Manager

Enclosures

cc: J Culbreath, Colonial Pipeline Company
Naomi Fretz, APEX Companies, LLC
Robert Hughes, Colonial Pipeline
Cameron Lee, Montrose-EPS
Jamie Moran, APEX Companies, LLC
Jeff Morrison, Colonial Pipeline Company
Tom Naumann, APEX Companies - NC
Joe Nicolette, Montrose-EPS
Kaitlyn Nootens, Apex Companies
Christopher Schultz, Apex Companies
Matt Teixeira, Apex Companies, LLC
Michael Verdon, Colonial Pipeline Company
JM Wyatt, Colonial Pipeline Company

REPORT OF LABORATORY ANALYSIS

This report shall not be reproduced, except in full,
without the written consent of Pace Analytical Services, LLC.

Pace Analytical Services, LLC
9800 Kincey Ave. Suite 100
Huntersville, NC 28078
(704)875-9092

CERTIFICATIONS

Project: 2020-L1-2448
Pace Project No.: 92584295

Pace Analytical Services Charlotte

South Carolina Laboratory ID: 99006
9800 Kincey Ave. Ste 100, Huntersville, NC 28078
North Carolina Drinking Water Certification #: 37706
North Carolina Field Services Certification #: 5342
North Carolina Wastewater Certification #: 12
South Carolina Laboratory ID: 99006
South Carolina Certification #: 99006001
South Carolina Drinking Water Cert. #: 99006003
Florida/NELAP Certification #: E87627
Kentucky UST Certification #: 84
Louisiana DoH Drinking Water #: LA029
Virginia/VELAP Certification #: 460221

Pace Analytical Services Asheville

2225 Riverside Drive, Asheville, NC 28804
Florida/NELAP Certification #: E87648
North Carolina Drinking Water Certification #: 37712
North Carolina Wastewater Certification #: 40
South Carolina Laboratory ID: 99030
South Carolina Certification #: 99030001
Virginia/VELAP Certification #: 460222

This report shall not be reproduced, except in full,
without the written consent of Pace Analytical Services, LLC.

Pace Analytical Services, LLC
9800 Kincey Ave. Suite 100
Huntersville, NC 28078
(704)875-9092

SAMPLE SUMMARY

Project: 2020-L1-2448
Pace Project No.: 92584295

Lab ID	Sample ID	Matrix	Date Collected	Date Received
92584295001	**13835_AC_RD**	Water	01/25/22 10:12	01/25/22 11:10

This report shall not be reproduced, except in full,
without the written consent of Pace Analytical Services, LLC.

Pace Analytical Services, LLC
9800 Kincey Ave. Suite 100
Huntersville, NC 28078
(704)875-9092

SAMPLE ANALYTE COUNT

Project: 2020-L1-2448
Pace Project No.: 92584295

Lab ID	Sample ID	Method	Analysts	Analytes Reported	Laboratory
92584295001	**13835_AC_RD**	MADEP VPH	MAD	6	PASI-C
		EPA 6010D	CBV	1	PASI-A
		SM 6200B	NSCQ	64	PASI-C

PASI-A = Pace Analytical Services - Asheville
PASI-C = Pace Analytical Services - Charlotte

This report shall not be reproduced, except in full,
without the written consent of Pace Analytical Services, LLC.

Pace Analytical Services, LLC
9800 Kincey Ave. Suite 100
Huntersville, NC 28078
(704)875-9092

ANALYTICAL RESULTS

Project: 2020-L1-2448
Pace Project No.: 92584295

Sample: 13835_AC_RD **Lab ID: 92584295001** Collected: 01/25/22 10:12 Received: 01/25/22 11:10 Matrix: Water

Parameters	Results	Units	Report Limit	MDL	DF	Prepared	Analyzed	CAS No.	Qual
VPH NC Water	Analytical Method: MADEP VPH Pace Analytical Services - Charlotte								
Total VPH (C5-C12)	ND	ug/L	50.0	50.0	1		01/25/22 17:26		N2
Aliphatic (C05-C08)	ND	ug/L	50.0	50.0	1		01/25/22 17:26		N2
Aliphatic(C09-C12) Adjusted	ND	ug/L	50.0	50.0	1		01/25/22 17:26		N2
Aromatic (C09-C10)	ND	ug/L	50.0	50.0	1		01/25/22 17:26		N2
Surrogates									
4-Bromofluorobenzene (FID) (S)	101	%	70-130		1		01/25/22 17:26	460-00-4	
4-Bromofluorobenzene (PID) (S)	98	%	70-130		1		01/25/22 17:26	460-00-4	
6010 MET ICP	Analytical Method: EPA 6010D Preparation Method: EPA 3010A Pace Analytical Services - Asheville								
Lead	ND	ug/L	5.0	4.5	1	01/26/22 14:30	01/29/22 18:47	7439-92-1	
6200B MSV	Analytical Method: SM 6200B Pace Analytical Services - Charlotte								
Benzene	ND	ug/L	0.50	0.34	1		01/26/22 01:20	71-43-2	
Bromobenzene	ND	ug/L	0.50	0.29	1		01/26/22 01:20	108-86-1	
Bromochloromethane	ND	ug/L	0.50	0.47	1		01/26/22 01:20	74-97-5	
Bromodichloromethane	ND	ug/L	0.50	0.31	1		01/26/22 01:20	75-27-4	
Bromoform	ND	ug/L	0.50	0.34	1		01/26/22 01:20	75-25-2	
Bromomethane	ND	ug/L	5.0	1.7	1		01/26/22 01:20	74-83-9	
n-Butylbenzene	ND	ug/L	0.50	0.49	1		01/26/22 01:20	104-51-8	
sec-Butylbenzene	ND	ug/L	0.50	0.40	1		01/26/22 01:20	135-98-8	
tert-Butylbenzene	ND	ug/L	0.50	0.32	1		01/26/22 01:20	98-06-6	
Carbon tetrachloride	ND	ug/L	0.50	0.33	1		01/26/22 01:20	56-23-5	
Chlorobenzene	ND	ug/L	0.50	0.28	1		01/26/22 01:20	108-90-7	
Chloroethane	ND	ug/L	1.0	0.65	1		01/26/22 01:20	75-00-3	
Chloroform	**0.36J**	ug/L	0.50	0.35	1		01/26/22 01:20	67-66-3	
Chloromethane	ND	ug/L	1.0	0.54	1		01/26/22 01:20	74-87-3	
2-Chlorotoluene	ND	ug/L	0.50	0.32	1		01/26/22 01:20	95-49-8	
4-Chlorotoluene	ND	ug/L	0.50	0.32	1		01/26/22 01:20	106-43-4	
1,2-Dibromo-3-chloropropane	ND	ug/L	1.0	0.34	1		01/26/22 01:20	96-12-8	
Dibromochloromethane	ND	ug/L	0.50	0.36	1		01/26/22 01:20	124-48-1	
1,2-Dibromoethane (EDB)	ND	ug/L	0.50	0.27	1		01/26/22 01:20	106-93-4	
Dibromomethane	ND	ug/L	0.50	0.39	1		01/26/22 01:20	74-95-3	
1,2-Dichlorobenzene	ND	ug/L	0.50	0.34	1		01/26/22 01:20	95-50-1	
1,3-Dichlorobenzene	ND	ug/L	0.50	0.34	1		01/26/22 01:20	541-73-1	
1,4-Dichlorobenzene	ND	ug/L	0.50	0.33	1		01/26/22 01:20	106-46-7	
Dichlorodifluoromethane	ND	ug/L	0.50	0.35	1		01/26/22 01:20	75-71-8	
1,1-Dichloroethane	ND	ug/L	0.50	0.37	1		01/26/22 01:20	75-34-3	
1,2-Dichloroethane	ND	ug/L	0.50	0.32	1		01/26/22 01:20	107-06-2	
1,1-Dichloroethene	ND	ug/L	0.50	0.35	1		01/26/22 01:20	75-35-4	
cis-1,2-Dichloroethene	ND	ug/L	0.50	0.38	1		01/26/22 01:20	156-59-2	
trans-1,2-Dichloroethene	ND	ug/L	0.50	0.40	1		01/26/22 01:20	156-60-5	
1,2-Dichloropropane	ND	ug/L	0.50	0.36	1		01/26/22 01:20	78-87-5	
1,3-Dichloropropane	ND	ug/L	0.50	0.28	1		01/26/22 01:20	142-28-9	

REPORT OF LABORATORY ANALYSIS

This report shall not be reproduced, except in full,
without the written consent of Pace Analytical Services, LLC.

Pace Analytical Services, LLC
9800 Kincey Ave. Suite 100
Huntersville, NC 28078
(704)875-9092

ANALYTICAL RESULTS

Project: 2020-L1-2448
Pace Project No.: 92584295

Sample: 13835_AC_RD **Lab ID: 92584295001** Collected: 01/25/22 10:12 Received: 01/25/22 11:10 Matrix: Water

Parameters	Results	Units	Report Limit	MDL	DF	Prepared	Analyzed	CAS No.	Qual
6200B MSV	Analytical Method: SM 6200B Pace Analytical Services - Charlotte								
2,2-Dichloropropane	ND	ug/L	0.50	0.39	1		01/26/22 01:20	594-20-7	
1,1-Dichloropropene	ND	ug/L	0.50	0.43	1		01/26/22 01:20	563-58-6	
cis-1,3-Dichloropropene	ND	ug/L	0.50	0.36	1		01/26/22 01:20	10061-01-5	
trans-1,3-Dichloropropene	ND	ug/L	0.50	0.36	1		01/26/22 01:20	10061-02-6	
Diisopropyl ether	ND	ug/L	0.50	0.31	1		01/26/22 01:20	108-20-3	
Ethanol	ND	ug/L	200	72.2	1		01/26/22 01:20	64-17-5	
Ethylbenzene	ND	ug/L	0.50	0.30	1		01/26/22 01:20	100-41-4	
Hexachloro-1,3-butadiene	ND	ug/L	2.0	1.5	1		01/26/22 01:20	87-68-3	
Isopropylbenzene (Cumene)	ND	ug/L	0.50	0.33	1		01/26/22 01:20	98-82-8	
Methylene Chloride	ND	ug/L	2.0	2.0	1		01/26/22 01:20	75-09-2	
Methyl-tert-butyl ether	ND	ug/L	0.50	0.42	1		01/26/22 01:20	1634-04-4	
Naphthalene	ND	ug/L	2.0	0.64	1		01/26/22 01:20	91-20-3	
n-Propylbenzene	ND	ug/L	0.50	0.34	1		01/26/22 01:20	103-65-1	
Styrene	ND	ug/L	0.50	0.29	1		01/26/22 01:20	100-42-5	
1,1,1,2-Tetrachloroethane	ND	ug/L	0.50	0.31	1		01/26/22 01:20	630-20-6	
1,1,2,2-Tetrachloroethane	ND	ug/L	0.50	0.22	1		01/26/22 01:20	79-34-5	
Tetrachloroethene	ND	ug/L	0.50	0.29	1		01/26/22 01:20	127-18-4	
Toluene	ND	ug/L	0.50	0.48	1		01/26/22 01:20	108-88-3	
1,2,3-Trichlorobenzene	ND	ug/L	2.0	0.81	1		01/26/22 01:20	87-61-6	
1,2,4-Trichlorobenzene	ND	ug/L	2.0	0.64	1		01/26/22 01:20	120-82-1	
1,1,1-Trichloroethane	ND	ug/L	0.50	0.33	1		01/26/22 01:20	71-55-6	
1,1,2-Trichloroethane	ND	ug/L	0.50	0.32	1		01/26/22 01:20	79-00-5	
Trichloroethene	ND	ug/L	0.50	0.38	1		01/26/22 01:20	79-01-6	
Trichlorofluoromethane	ND	ug/L	1.0	0.30	1		01/26/22 01:20	75-69-4	
1,2,3-Trichloropropane	ND	ug/L	0.50	0.26	1		01/26/22 01:20	96-18-4	
1,2,4-Trimethylbenzene	ND	ug/L	0.50	0.50	1		01/26/22 01:20	95-63-6	
1,3,5-Trimethylbenzene	ND	ug/L	0.50	0.33	1		01/26/22 01:20	108-67-8	
Vinyl chloride	ND	ug/L	1.0	0.39	1		01/26/22 01:20	75-01-4	
m&p-Xylene	ND	ug/L	1.0	0.71	1		01/26/22 01:20	179601-23-1	
o-Xylene	ND	ug/L	0.50	0.34	1		01/26/22 01:20	95-47-6	
Surrogates									
1,2-Dichloroethane-d4 (S)	101	%	70-130		1		01/26/22 01:20	17060-07-0	
4-Bromofluorobenzene (S)	101	%	70-130		1		01/26/22 01:20	460-00-4	
Toluene-d8 (S)	100	%	70-130		1		01/26/22 01:20	2037-26-5	

REPORT OF LABORATORY ANALYSIS

This report shall not be reproduced, except in full,
without the written consent of Pace Analytical Services, LLC.

Pace Analytical Services, LLC
9800 Kincey Ave. Suite 100
Huntersville, NC 28078
(704)875-9092

QUALITY CONTROL DATA

Project: 2020-L1-2448
Pace Project No.: 92584295

QC Batch: 673789
QC Batch Method: MADEP VPH
Analysis Method: MADEP VPH
Analysis Description: VPH NC Water
Laboratory: Pace Analytical Services - Charlotte
Associated Lab Samples: 92584295001

METHOD BLANK: 3526796 Matrix: Water
Associated Lab Samples: 92584295001

Parameter	Units	Blank Result	Reporting Limit	MDL	Analyzed	Qualifiers
Aliphatic (C05-C08)	ug/L	ND	50.0	50.0	01/25/22 16:00	N2
Aromatic (C09-C10)	ug/L	ND	50.0	50.0	01/25/22 16:00	N2
4-Bromofluorobenzene (FID) (S)	%	92	70-130		01/25/22 16:00	
4-Bromofluorobenzene (PID) (S)	%	93	70-130		01/25/22 16:00	

LABORATORY CONTROL SAMPLE & LCSD: 3526797 3526798

Parameter	Units	Spike Conc.	LCS Result	LCSD Result	LCS % Rec	LCSD % Rec	% Rec Limits	RPD	Max RPD	Qualifiers
Aliphatic (C05-C08)	ug/L	300	388	345	129	115	70-130	12	25	N2
Aromatic (C09-C10)	ug/L	100	113	112	113	112	70-130	1	25	N2
4-Bromofluorobenzene (FID) (S)	%				101	99	70-130			
4-Bromofluorobenzene (PID) (S)	%				100	95	70-130			

Results presented on this page are in the units indicated by the "Units" column except where an alternate unit is presented to the right of the result.

REPORT OF LABORATORY ANALYSIS

This report shall not be reproduced, except in full,
without the written consent of Pace Analytical Services, LLC.

Pace Analytical Services, LLC
9800 Kincey Ave. Suite 100
Huntersville, NC 28078
(704)875-9092

QUALITY CONTROL DATA

Project: 2020-L1-2448
Pace Project No.: 92584295

QC Batch: 673983
QC Batch Method: EPA 3010A
Analysis Method: EPA 6010D
Analysis Description: 6010 MET
Laboratory: Pace Analytical Services - Asheville
Associated Lab Samples: 92584295001

METHOD BLANK: 3527548 Matrix: Water
Associated Lab Samples: 92584295001

Parameter	Units	Blank Result	Reporting Limit	MDL	Analyzed	Qualifiers
Lead	ug/L	ND	5.0	4.5	01/29/22 18:26	

LABORATORY CONTROL SAMPLE: 3527549

Parameter	Units	Spike Conc.	LCS Result	LCS % Rec	% Rec Limits	Qualifiers
Lead	ug/L	500	481	96	80-120	

MATRIX SPIKE & MATRIX SPIKE DUPLICATE: 3527550 3527551

Parameter	Units	92584294001 Result	MS Spike Conc.	MSD Spike Conc.	MS Result	MSD Result	MS % Rec	MSD % Rec	% Rec Limits	RPD	Max RPD	Qual
Lead	ug/L	ND	500	500	489	478	98	95	75-125	2	20	

Results presented on this page are in the units indicated by the "Units" column except where an alternate unit is presented to the right of the result.

REPORT OF LABORATORY ANALYSIS

This report shall not be reproduced, except in full,
without the written consent of Pace Analytical Services, LLC.

Pace Analytical Services, LLC
9800 Kincey Ave. Suite 100
Huntersville, NC 28078
(704)875-9092

QUALITY CONTROL DATA

Project: 2020-L1-2448
Pace Project No.: 92584295

QC Batch: 673797
QC Batch Method: SM 6200B
Analysis Method: SM 6200B
Analysis Description: 6200B MSV
Laboratory: Pace Analytical Services - Charlotte

Associated Lab Samples: 92584295001

METHOD BLANK: 3526891 Matrix: Water
Associated Lab Samples: 92584295001

Parameter	Units	Blank Result	Reporting Limit	MDL	Analyzed	Qualifiers
1,1,1,2-Tetrachloroethane	ug/L	ND	0.50	0.31	01/25/22 23:35	
1,1,1-Trichloroethane	ug/L	ND	0.50	0.33	01/25/22 23:35	
1,1,2,2-Tetrachloroethane	ug/L	ND	0.50	0.22	01/25/22 23:35	
1,1,2-Trichloroethane	ug/L	ND	0.50	0.32	01/25/22 23:35	
1,1-Dichloroethane	ug/L	ND	0.50	0.37	01/25/22 23:35	
1,1-Dichloroethene	ug/L	ND	0.50	0.35	01/25/22 23:35	
1,1-Dichloropropene	ug/L	ND	0.50	0.43	01/25/22 23:35	
1,2,3-Trichlorobenzene	ug/L	ND	2.0	0.81	01/25/22 23:35	
1,2,3-Trichloropropane	ug/L	ND	0.50	0.26	01/25/22 23:35	
1,2,4-Trichlorobenzene	ug/L	ND	2.0	0.64	01/25/22 23:35	
1,2,4-Trimethylbenzene	ug/L	ND	0.50	0.50	01/25/22 23:35	
1,2-Dibromo-3-chloropropane	ug/L	ND	1.0	0.34	01/25/22 23:35	
1,2-Dibromoethane (EDB)	ug/L	ND	0.50	0.27	01/25/22 23:35	
1,2-Dichlorobenzene	ug/L	ND	0.50	0.34	01/25/22 23:35	
1,2-Dichloroethane	ug/L	ND	0.50	0.32	01/25/22 23:35	
1,2-Dichloropropane	ug/L	ND	0.50	0.36	01/25/22 23:35	
1,3,5-Trimethylbenzene	ug/L	ND	0.50	0.33	01/25/22 23:35	
1,3-Dichlorobenzene	ug/L	ND	0.50	0.34	01/25/22 23:35	
1,3-Dichloropropane	ug/L	ND	0.50	0.28	01/25/22 23:35	
1,4-Dichlorobenzene	ug/L	ND	0.50	0.33	01/25/22 23:35	
2,2-Dichloropropane	ug/L	ND	0.50	0.39	01/25/22 23:35	
2-Chlorotoluene	ug/L	ND	0.50	0.32	01/25/22 23:35	
4-Chlorotoluene	ug/L	ND	0.50	0.32	01/25/22 23:35	
Benzene	ug/L	ND	0.50	0.34	01/25/22 23:35	
Bromobenzene	ug/L	ND	0.50	0.29	01/25/22 23:35	
Bromochloromethane	ug/L	ND	0.50	0.47	01/25/22 23:35	
Bromodichloromethane	ug/L	ND	0.50	0.31	01/25/22 23:35	
Bromoform	ug/L	ND	0.50	0.34	01/25/22 23:35	
Bromomethane	ug/L	ND	5.0	1.7	01/25/22 23:35	
Carbon tetrachloride	ug/L	ND	0.50	0.33	01/25/22 23:35	
Chlorobenzene	ug/L	ND	0.50	0.28	01/25/22 23:35	
Chloroethane	ug/L	ND	1.0	0.65	01/25/22 23:35	
Chloroform	ug/L	ND	0.50	0.35	01/25/22 23:35	
Chloromethane	ug/L	ND	1.0	0.54	01/25/22 23:35	
cis-1,2-Dichloroethene	ug/L	ND	0.50	0.38	01/25/22 23:35	
cis-1,3-Dichloropropene	ug/L	ND	0.50	0.36	01/25/22 23:35	
Dibromochloromethane	ug/L	ND	0.50	0.36	01/25/22 23:35	
Dibromomethane	ug/L	ND	0.50	0.39	01/25/22 23:35	
Dichlorodifluoromethane	ug/L	ND	0.50	0.35	01/25/22 23:35	
Diisopropyl ether	ug/L	ND	0.50	0.31	01/25/22 23:35	

Results presented on this page are in the units indicated by the "Units" column except where an alternate unit is presented to the right of the result.

REPORT OF LABORATORY ANALYSIS

This report shall not be reproduced, except in full,
without the written consent of Pace Analytical Services, LLC.

Pace Analytical Services, LLC
9800 Kincey Ave. Suite 100
Huntersville, NC 28078
(704)875-9092

QUALITY CONTROL DATA

Project: 2020-L1-2448
Pace Project No.: 92584295

METHOD BLANK: 3526891 Matrix: Water
Associated Lab Samples: 92584295001

Parameter	Units	Blank Result	Reporting Limit	MDL	Analyzed	Qualifiers
Ethanol	ug/L	ND	200	72.2	01/25/22 23:35	
Ethylbenzene	ug/L	ND	0.50	0.30	01/25/22 23:35	
Hexachloro-1,3-butadiene	ug/L	ND	2.0	1.5	01/25/22 23:35	
Isopropylbenzene (Cumene)	ug/L	ND	0.50	0.33	01/25/22 23:35	
m&p-Xylene	ug/L	ND	1.0	0.71	01/25/22 23:35	
Methyl-tert-butyl ether	ug/L	ND	0.50	0.42	01/25/22 23:35	
Methylene Chloride	ug/L	6.5	2.0	2.0	01/25/22 23:35	
n-Butylbenzene	ug/L	ND	0.50	0.49	01/25/22 23:35	
n-Propylbenzene	ug/L	ND	0.50	0.34	01/25/22 23:35	
Naphthalene	ug/L	ND	2.0	0.64	01/25/22 23:35	
o-Xylene	ug/L	ND	0.50	0.34	01/25/22 23:35	
sec-Butylbenzene	ug/L	ND	0.50	0.40	01/25/22 23:35	
Styrene	ug/L	ND	0.50	0.29	01/25/22 23:35	
tert-Butylbenzene	ug/L	ND	0.50	0.32	01/25/22 23:35	
Tetrachloroethene	ug/L	ND	0.50	0.29	01/25/22 23:35	
Toluene	ug/L	ND	0.50	0.48	01/25/22 23:35	
trans-1,2-Dichloroethene	ug/L	ND	0.50	0.40	01/25/22 23:35	
trans-1,3-Dichloropropene	ug/L	ND	0.50	0.36	01/25/22 23:35	
Trichloroethene	ug/L	ND	0.50	0.38	01/25/22 23:35	
Trichlorofluoromethane	ug/L	ND	1.0	0.30	01/25/22 23:35	
Vinyl chloride	ug/L	ND	1.0	0.39	01/25/22 23:35	
1,2-Dichloroethane-d4 (S)	%	100	70-130		01/25/22 23:35	
4-Bromofluorobenzene (S)	%	101	70-130		01/25/22 23:35	
Toluene-d8 (S)	%	102	70-130		01/25/22 23:35	

LABORATORY CONTROL SAMPLE: 3526892

Parameter	Units	Spike Conc.	LCS Result	LCS % Rec	% Rec Limits	Qualifiers
1,1,1,2-Tetrachloroethane	ug/L	50	55.3	111	60-140	
1,1,1-Trichloroethane	ug/L	50	51.2	102	60-140	
1,1,2,2-Tetrachloroethane	ug/L	50	52.2	104	60-140	
1,1,2-Trichloroethane	ug/L	50	49.3	99	60-140	
1,1-Dichloroethane	ug/L	50	50.8	102	60-140	
1,1-Dichloroethene	ug/L	50	54.9	110	60-140	
1,1-Dichloropropene	ug/L	50	53.9	108	60-140	
1,2,3-Trichlorobenzene	ug/L	50	54.7	109	60-140	
1,2,3-Trichloropropane	ug/L	50	49.7	99	60-140	
1,2,4-Trichlorobenzene	ug/L	50	54.4	109	60-140	
1,2,4-Trimethylbenzene	ug/L	50	54.6	109	60-140	
1,2-Dibromo-3-chloropropane	ug/L	50	59.8	120	60-140	
1,2-Dibromoethane (EDB)	ug/L	50	54.8	110	60-140	
1,2-Dichlorobenzene	ug/L	50	52.3	105	60-140	
1,2-Dichloroethane	ug/L	50	48.0	96	60-140	
1,2-Dichloropropane	ug/L	50	53.2	106	60-140	

Results presented on this page are in the units indicated by the "Units" column except where an alternate unit is presented to the right of the result.

REPORT OF LABORATORY ANALYSIS

This report shall not be reproduced, except in full,
without the written consent of Pace Analytical Services, LLC.

Pace Analytical Services, LLC
9800 Kincey Ave. Suite 100
Huntersville, NC 28078
(704)875-9092

QUALITY CONTROL DATA

Project: 2020-L1-2448
Pace Project No.: 92584295

LABORATORY CONTROL SAMPLE: 3526892

Parameter	Units	Spike Conc.	LCS Result	LCS % Rec	% Rec Limits	Qualifiers
1,3,5-Trimethylbenzene	ug/L	50	54.1	108	60-140	
1,3-Dichlorobenzene	ug/L	50	51.8	104	60-140	
1,3-Dichloropropane	ug/L	50	53.7	107	60-140	
1,4-Dichlorobenzene	ug/L	50	52.7	105	60-140	
2,2-Dichloropropane	ug/L	50	52.8	106	60-140	
2-Chlorotoluene	ug/L	50	53.6	107	60-140	
4-Chlorotoluene	ug/L	50	50.3	101	60-140	
Benzene	ug/L	50	50.3	101	60-140	
Bromobenzene	ug/L	50	52.2	104	60-140	
Bromochloromethane	ug/L	50	51.4	103	60-140	
Bromodichloromethane	ug/L	50	51.0	102	60-140	
Bromoform	ug/L	50	55.5	111	60-140	
Bromomethane	ug/L	50	45.5	91	60-140	
Carbon tetrachloride	ug/L	50	51.6	103	60-140	
Chlorobenzene	ug/L	50	50.2	100	60-140	
Chloroethane	ug/L	50	48.7	97	60-140	
Chloroform	ug/L	50	45.1	90	60-140	
Chloromethane	ug/L	50	47.2	94	60-140	
cis-1,2-Dichloroethene	ug/L	50	49.1	98	60-140	
cis-1,3-Dichloropropene	ug/L	50	53.9	108	60-140	
Dibromochloromethane	ug/L	50	57.3	115	60-140	
Dibromomethane	ug/L	50	48.3	97	60-140	
Dichlorodifluoromethane	ug/L	50	44.8	90	60-140	
Diisopropyl ether	ug/L	50	51.7	103	60-140	
Ethanol	ug/L	2000	2180	109	60-140	
Ethylbenzene	ug/L	50	50.7	101	60-140	
Hexachloro-1,3-butadiene	ug/L	50	55.3	111	60-140	
Isopropylbenzene (Cumene)	ug/L	50	51.2	102	60-140	
m&p-Xylene	ug/L	100	99.6	100	60-140	
Methyl-tert-butyl ether	ug/L	50	53.4	107	60-140	
Methylene Chloride	ug/L	50	50.1	100	60-140	
n-Butylbenzene	ug/L	50	54.6	109	60-140	
n-Propylbenzene	ug/L	50	51.9	104	60-140	
Naphthalene	ug/L	50	55.8	112	60-140	
o-Xylene	ug/L	50	50.0	100	60-140	
sec-Butylbenzene	ug/L	50	52.4	105	60-140	
Styrene	ug/L	50	52.2	104	60-140	
tert-Butylbenzene	ug/L	50	44.3	89	60-140	
Tetrachloroethene	ug/L	50	51.6	103	60-140	
Toluene	ug/L	50	46.6	93	60-140	
trans-1,2-Dichloroethene	ug/L	50	52.5	105	60-140	
trans-1,3-Dichloropropene	ug/L	50	51.6	103	60-140	
Trichloroethene	ug/L	50	51.1	102	60-140	
Trichlorofluoromethane	ug/L	50	43.8	88	60-140	
Vinyl chloride	ug/L	50	49.0	98	60-140	
1,2-Dichloroethane-d4 (S)	%			98	70-130	
4-Bromofluorobenzene (S)	%			97	70-130	

Results presented on this page are in the units indicated by the "Units" column except where an alternate unit is presented to the right of the result.

REPORT OF LABORATORY ANALYSIS

This report shall not be reproduced, except in full,
without the written consent of Pace Analytical Services, LLC.

Pace Analytical Services, LLC
9800 Kincey Ave. Suite 100
Huntersville, NC 28078
(704)875-9092

QUALITY CONTROL DATA

Project: 2020-L1-2448
Pace Project No.: 92584295

LABORATORY CONTROL SAMPLE: 3526892

Parameter	Units	Spike Conc.	LCS Result	LCS % Rec	% Rec Limits	Qualifiers
Toluene-d8 (S)	%			96	70-130	

MATRIX SPIKE & MATRIX SPIKE DUPLICATE: 3529564 3529565

Parameter	Units	92584315001 Result	MS Spike Conc.	MSD Spike Conc.	MS Result	MSD Result	MS % Rec	MSD % Rec	% Rec Limits	RPD	Max RPD	Qual
1,1,1,2-Tetrachloroethane	ug/L	ND	20	20	22.0	22.3	110	112	60-140	1	30	
1,1,1-Trichloroethane	ug/L	ND	20	20	18.9	19.4	94	97	60-140	3	30	
1,1,2,2-Tetrachloroethane	ug/L	ND	20	20	21.2	21.8	106	109	60-140	3	30	
1,1,2-Trichloroethane	ug/L	ND	20	20	21.2	21.1	106	106	60-140	1	30	
1,1-Dichloroethane	ug/L	ND	20	20	18.2	19.1	91	95	60-140	4	30	
1,1-Dichloroethene	ug/L	ND	20	20	17.0	17.7	85	88	60-140	4	30	
1,1-Dichloropropene	ug/L	ND	20	20	18.5	19.6	92	98	60-140	6	30	
1,2,3-Trichlorobenzene	ug/L	ND	20	20	19.6	20.5	98	103	60-140	4	30	
1,2,3-Trichloropropane	ug/L	ND	20	20	19.7	19.9	99	100	60-140	1	30	
1,2,4-Trichlorobenzene	ug/L	ND	20	20	19.8	20.9	99	104	60-140	5	30	
1,2,4-Trimethylbenzene	ug/L	ND	20	20	19.6	20.0	98	100	60-140	2	30	
1,2-Dibromo-3-chloropropane	ug/L	ND	20	20	23.0	23.3	115	117	60-140	2	30	
1,2-Dibromoethane (EDB)	ug/L	ND	20	20	21.0	21.2	105	106	60-140	1	30	
1,2-Dichlorobenzene	ug/L	ND	20	20	18.7	19.6	93	98	60-140	5	30	
1,2-Dichloroethane	ug/L	ND	20	20	19.1	19.6	96	98	60-140	3	30	
1,2-Dichloropropane	ug/L	ND	20	20	20.3	20.1	102	101	60-140	1	30	
1,3,5-Trimethylbenzene	ug/L	ND	20	20	20.2	20.3	101	102	60-140	1	30	
1,3-Dichlorobenzene	ug/L	ND	20	20	19.6	20.0	98	100	60-140	2	30	
1,3-Dichloropropane	ug/L	ND	20	20	21.0	21.4	105	107	60-140	2	30	
1,4-Dichlorobenzene	ug/L	ND	20	20	18.8	19.3	94	96	60-140	3	30	
2,2-Dichloropropane	ug/L	ND	20	20	19.0	19.6	95	98	60-140	3	30	
2-Chlorotoluene	ug/L	ND	20	20	19.8	20.5	99	102	60-140	3	30	
4-Chlorotoluene	ug/L	ND	20	20	19.2	19.6	96	98	60-140	2	30	
Benzene	ug/L	ND	20	20	18.4	18.8	92	94	60-140	2	30	
Bromobenzene	ug/L	ND	20	20	20.2	20.8	101	104	60-140	3	30	
Bromochloromethane	ug/L	ND	20	20	18.9	19.3	95	97	60-140	2	30	
Bromodichloromethane	ug/L	ND	20	20	21.3	21.1	107	106	60-140	1	30	
Bromoform	ug/L	ND	20	20	21.6	22.4	108	112	60-140	4	30	
Bromomethane	ug/L	ND	20	20	23.6	26.3	118	131	60-140	11	30	IH
Carbon tetrachloride	ug/L	ND	20	20	19.3	20.3	97	102	60-140	5	30	
Chlorobenzene	ug/L	ND	20	20	20.4	20.8	102	104	60-140	2	30	
Chloroethane	ug/L	ND	20	20	19.7	20.7	98	104	60-140	5	30	
Chloroform	ug/L	ND	20	20	17.8	18.5	89	93	60-140	4	30	
Chloromethane	ug/L	ND	20	20	18.9	19.5	94	98	60-140	3	30	
cis-1,2-Dichloroethene	ug/L	ND	20	20	18.8	19.1	94	96	60-140	2	30	
cis-1,3-Dichloropropene	ug/L	ND	20	20	20.9	21.1	104	106	60-140	1	30	
Dibromochloromethane	ug/L	ND	20	20	20.7	21.1	104	106	60-140	2	30	
Dibromomethane	ug/L	ND	20	20	21.1	20.0	105	100	60-140	5	30	

Results presented on this page are in the units indicated by the "Units" column except where an alternate unit is presented to the right of the result.

REPORT OF LABORATORY ANALYSIS

This report shall not be reproduced, except in full,
without the written consent of Pace Analytical Services, LLC.

Pace Analytical Services, LLC
9800 Kincey Ave. Suite 100
Huntersville, NC 28078
(704)875-9092

QUALITY CONTROL DATA

Project: 2020-L1-2448
Pace Project No.: 92584295

MATRIX SPIKE & MATRIX SPIKE DUPLICATE: 3529564 3529565

Parameter	Units	92584315001 Result	MS Spike Conc.	MSD Spike Conc.	MS Result	MSD Result	MS % Rec	MSD % Rec	% Rec Limits	RPD	Max RPD	Qual
Dichlorodifluoromethane	ug/L	ND	20	20	23.5	24.3	118	121	60-140	3	30	
Diisopropyl ether	ug/L	ND	20	20	17.9	18.0	89	90	60-140	1	30	
Ethanol	ug/L	ND	800	800	784	836	98	104	60-140	6	30	
Ethylbenzene	ug/L	ND	20	20	20.3	20.8	102	104	60-140	2	30	
Hexachloro-1,3-butadiene	ug/L	ND	20	20	24.1	24.4	120	122	60-140	1	30	
Isopropylbenzene (Cumene)	ug/L	ND	20	20	20.9	21.3	105	107	60-140	2	30	
m&p-Xylene	ug/L	ND	40	40	40.8	41.0	102	103	60-140	1	30	
Methyl-tert-butyl ether	ug/L	ND	20	20	17.8	18.4	89	92	60-140	3	30	
Methylene Chloride	ug/L	ND	20	20	21.8	22.6	109	113	60-140	4	30	
n-Butylbenzene	ug/L	ND	20	20	20.3	20.7	102	103	60-140	2	30	
n-Propylbenzene	ug/L	ND	20	20	20.3	20.8	101	104	60-140	2	30	
Naphthalene	ug/L	ND	20	20	17.9	18.3	89	92	60-140	3	30	
o-Xylene	ug/L	ND	20	20	21.0	21.7	105	108	60-140	3	30	
sec-Butylbenzene	ug/L	ND	20	20	20.5	21.5	103	108	60-140	5	30	
Styrene	ug/L	ND	20	20	20.3	20.9	102	104	60-140	3	30	
tert-Butylbenzene	ug/L	ND	20	20	17.6	18.0	88	90	60-140	2	30	
Tetrachloroethene	ug/L	ND	20	20	20.0	20.5	100	102	60-140	2	30	
Toluene	ug/L	ND	20	20	19.5	19.8	97	99	60-140	2	30	
trans-1,2-Dichloroethene	ug/L	ND	20	20	18.5	18.8	93	94	60-140	1	30	
trans-1,3-Dichloropropene	ug/L	ND	20	20	21.7	21.2	109	106	60-140	2	30	
Trichloroethene	ug/L	ND	20	20	19.3	19.9	97	99	60-140	3	30	
Trichlorofluoromethane	ug/L	ND	20	20	15.8	17.1	79	86	60-140	8	30	
Vinyl chloride	ug/L	ND	20	20	18.5	19.9	92	100	60-140	7	30	
1,2-Dichloroethane-d4 (S)	%						97	98	70-130			
4-Bromofluorobenzene (S)	%						100	100	70-130			
Toluene-d8 (S)	%						102	99	70-130			

Results presented on this page are in the units indicated by the "Units" column except where an alternate unit is presented to the right of the result.

REPORT OF LABORATORY ANALYSIS

This report shall not be reproduced, except in full,
without the written consent of Pace Analytical Services, LLC.

Pace Analytical Services, LLC
9800 Kincey Ave. Suite 100
Huntersville, NC 28078
(704)875-9092

QUALIFIERS

Project: 2020-L1-2448
Pace Project No.: 92584295

DEFINITIONS

DF - Dilution Factor, if reported, represents the factor applied to the reported data due to dilution of the sample aliquot.

ND - Not Detected at or above adjusted reporting limit.

TNTC - Too Numerous To Count

J - Estimated concentration above the adjusted method detection limit and below the adjusted reporting limit.

MDL - Adjusted Method Detection Limit.

PQL - Practical Quantitation Limit.

RL - Reporting Limit - The lowest concentration value that meets project requirements for quantitative data with known precision and bias for a specific analyte in a specific matrix.

S - Surrogate

1,2-Diphenylhydrazine decomposes to and cannot be separated from Azobenzene using Method 8270. The result for each analyte is a combined concentration.

Consistent with EPA guidelines, unrounded data are displayed and have been used to calculate % recovery and RPD values.

LCS(D) - Laboratory Control Sample (Duplicate)

MS(D) - Matrix Spike (Duplicate)

DUP - Sample Duplicate

RPD - Relative Percent Difference

NC - Not Calculable.

SG - Silica Gel - Clean-Up

U - Indicates the compound was analyzed for, but not detected.

Acid preservation may not be appropriate for 2 Chloroethylvinyl ether.

A separate vial preserved to a pH of 4-5 is recommended in SW846 Chapter 4 for the analysis of Acrolein and Acrylonitrile by EPA Method 8260.

N-Nitrosodiphenylamine decomposes and cannot be separated from Diphenylamine using Method 8270. The result reported for each analyte is a combined concentration.

Reported results are not rounded until the final step prior to reporting. Therefore, calculated parameters that are typically reported as "Total" may vary slightly from the sum of the reported component parameters.

Pace Analytical is TNI accredited. Contact your Pace PM for the current list of accredited analytes.

TNI - The NELAC Institute.

ANALYTE QUALIFIERS

IH	This analyte exceeded secondary source verification criteria high for the initial calibration. The reported results should be considered an estimated value.
N2	The lab does not hold NELAC/TNI accreditation for this parameter but other accreditations/certifications may apply. A complete list of accreditations/certifications is available upon request.

This report shall not be reproduced, except in full,
without the written consent of Pace Analytical Services, LLC.

Pace Analytical Services, LLC
9800 Kincey Ave. Suite 100
Huntersville, NC 28078
(704)875-9092

QUALITY CONTROL DATA CROSS REFERENCE TABLE

Project: 2020-L1-2448
Pace Project No.: 92584295

Lab ID	Sample ID	QC Batch Method	QC Batch	Analytical Method	Analytical Batch
92584295001	**13835_AC_RD**	MADEP VPH	673789		
92584295001	**13835_AC_RD**	EPA 3010A	673983	EPA 6010D	674125
92584295001	**13835_AC_RD**	SM 6200B	673797		

This report shall not be reproduced, except in full,
without the written consent of Pace Analytical Services, LLC.

CHAIN-OF-CUSTODY Analytical Request Document

Pace Analytical

Chain-of-Custody is a LEGAL DOCUMENT - Complete all relevent fields

LAB USE ONLY — WO# : 92584295

92584295

Company: Apex Companies	Billing Information:
Address:	
Report To: Andrew Street	Email To: andrew.street@apexcos.com
Copy To:	Site Collection Info/Address: 13835 Asbury Chapel Rd
Customer Project Name/Number: 2020-LI-2448	State: NC County/City: Huntersville Time Zone Collected: [ ] PT [ ] MT [ ] CT [ ] ET
Phone: / Email:	Site/Facility ID #: / Compliance Monitoring? [ ] Yes [ ] No
Collected By (print): Matt T.	Purchase Order #: / Quote #: / DW PWS ID #: / DW Location Code:
Collected By (signature): Tex	Turnaround Date Required: ASAP / Immediately Packed on Ice: [ ] Yes [ ] No
Sample Disposal: [ ] Dispose as appropriate [ ] Return [ ] Archive: _____ [ ] Hold: _____	Rush: [ ] Same Day [ ] Next Day [ ] 2 Day [ ] 3 Day [ ] 4 Day [ ] 5 Day (Expedite Charges Apply) / Field Filtered (if applicable): [ ] Yes [ ] No Analysis: _____

* Matrix Codes (Insert in Matrix box below): Drinking Water (DW), Ground Water (GW), Wastewater (WW), Product (P), Soil/Solid (SL), Oil (OL), Wipe (WP), Air (AR), Tissue (TS), Bioassay (B), Vapor (V), Other (OT)

Container Pre

** Preservative Types: (1) nitric acid, (2) sulfuric acid, (3) hydrochloric acid, (4) sodium hydroxide, (5) zinc acetate, (6) methanol, (7) sodium bisulfate, (8) sodium thiosulfate, (9) hexane, (A) ascorbic acid, (B) ammonium sulfate, (C) ammonium hydroxide, (D) TSP, (U) Unpreserved, (O) Other _____

Customer Sample ID	Matrix *	Comp / Grab	Collected (or Composite Start) Date	Collected (or Composite Start) Time	Composite End Date	Composite End Time	Res Cl	# of Ctns	Analyses: VOCs 6200B	MADEP VPH	LEAD
13835_AC_RD	DW	G	1-25-22	1012				8	X	X	X

Analyses

Lab Profile/Line:

Lab Sample Receipt Checklist:

Custody Seals Present/Intact	Y	(N)	NA
Custody Signatures Present	Y	(N)	NA
Collector Signature Present	(Y)	N	NA
Bottles Intact	(Y)	N	NA
Correct Bottles	(Y)	N	NA
Sufficient Volume	(Y)	N	NA
Samples Received on Ice	(Y)	N	NA
VOA - Headspace Acceptable	Y	(N)	NA
USDA Regulated Soils	Y	N	(NA)
Samples in Holding Time	(Y)	N	NA
Residual Chlorine Present	Y	N	NA
Cl Strips: _____			
Sample pH Acceptable	Y	N	NA
pH Strips: _____			
Sulfide Present	Y	N	NA
Lead Acetate Strips: _____			

LAB USE ONLY:
Lab Sample # / Comments:

92584295
001

Customer Remarks / Special Conditions / Possible Hazards:

Type of Ice Used: Wet Blue Dry None

Packing Material Used:

Radchem sample(s) screened (<500 cpm): Y N NA

SHORT HOLDS PRESENT (<72 hours): Y N N/A

Lab Tracking #: 2632576

Samples received via: FEDEX UPS Client Courier Pace Courier

Lab Sample Temperature Info:
Temp Blank Received: Y (N) NA
Therm ID#: 92004
Cooler 1 Temp Upon Receipt: 4.7 oC
Cooler 1 Therm Corr. Factor: _____ oC
Cooler 1 Corrected Temp: _____ oC
Comments:

Relinquished by/Company: (Signature)	Date/Time:	Received by/Company: (Signature)	Date/Time:
Tex / Apex	1-25-22 / 1116	J B Pace HV	1/25/22 1116
Relinquished by/Company: (Signature)	Date/Time:	Received by/Company: (Signature)	Date/Time:
Relinquished by/Company: (Signature)	Date/Time:	Received by/Company: (Signature)	Date/Time:

MTJL LAB USE ONLY
Table #:
Acctnum:
Template:
Prelogin:
PM:
PB:

Trip Blank Received: Y (N) NA
HCL MeOH TSP Other

Non Conformance(s): YES / NO

Page: _____ of: _____

***Check mark top half of box if pH and/or dechlorination is verified and within the acceptance range for preservation samples.**

Exceptions: VOA, Coliform, TOC, Oil and Grease, DRO/8015 (water) DOC, LLHg

****Bottom half of box is to list number of bottles**

Project # WO# : 92584295

PM: AMB Due Date: 02/01/22

CLIENT: 92-APEX MOOR

Item#	BP4U-125 mL Plastic Unpreserved (N/A) (Cl-)	BP3U-250 mL Plastic Unpreserved (N/A)	BP2U-500 mL Plastic Unpreserved (N/A)	BP1U-1 liter Plastic Unpreserved (N/A)	BP4S-125 mL Plastic H2SO4 (pH < 2) (Cl-)	BP3N-250 mL plastic HNO3 (pH < 2)	BP4Z-125 mL Plastic ZN Acetate & NaOH (>9)	BP4B-125 mL Plastic NaOH (pH > 12) (Cl-)	WGFU-Wide-mouthed Glass jar Unpreserved	AG1U-1 liter Amber Unpreserved (N/A) (Cl-)	AG1H-1 liter Amber HCl (pH < 2)	AG3U-250 mL Amber Unpreserved (N/A) (Cl-)	AG1S-1 liter Amber H2SO4 (pH < 2)	AG3S-250 mL Amber H2SO4 (pH < 2)	AG3A(DG3A)-250 mL Amber NH4Cl (N/A)(Cl-)	DG9H-40 mL VOA HCl (N/A)	VG9T-40 mL VOA Na2S2O3 (N/A)	VG9U-40 mL VOA Unpreserved (N/A)	DG9P-40 mL VOA H3PO4 (N/A)	VOAK (3 vials per kit)-5035 kit (N/A)	V/GK (3 vials per kit)-VPH/Gas kit (N/A)	SP5T-125 mL Sterile Plastic (N/A – lab)	SP2T-250 mL Sterile Plastic (N/A – lab)		BP3A-250 mL Plastic (NH2)2SO4 (9.3-9.7)	AG0U-100 mL Amber Unpreserved vials (N/A)	VSGU-20 mL Scintillation vials (N/A)	DG9U-40 mL Amber Unpreserved vials (N/A)
1	\				\	1	\	\			\		\	\	\	1									\	\			
2	\				\		\	\			\		\	\	\										\	\			
3	\				\	\	\	\			\		\	\	\										\	\			
4	\				\	\	\	\			\		\	\	\										\	\			
5	\				\	\	\	\			\		\	\	\										\	\			
6	\				\	\	\	\			\		\	\	\										\	\			
7	\				\	\	\	\			\		\	\	\										\	\			
8	\				\	\	\	\			\		\	\	\										\	\			
9	\				\	\	\	\			\		\	\	\										\	\			
10	\				\	\	\	\			\		\	\	\										\	\			
11	\				\	\	\	\			\		\	\	\										\	\			
12	\				\	\	\	\			\		\	\	\										\	\			

pH Adjustment Log for Preserved Samples

Sample ID	Type of Preservative	pH upon receipt	Date preservation adjusted	Time preservation adjusted	Amount of Preservative added	Lot #

Note: Whenever there is a discrepancy affecting North Carolina compliance samples, a copy of this form will be sent to the North Carolina DEHNR Certification Office (i.e. Out of hold, incorrect preservative, out of temp, incorrect containers.

Pace Analytical Services, LLC
9800 Kincey Ave. Suite 100
Huntersville, NC 28078
(704)875-9092

January 31, 2022

Andrew Street
Apex Companies - NC
5900 Northwoods Business Pkwy
Suite 5900-0
Charlotte, NC 28269

RE: Project: 2020-L1-2448
Pace Project No.: 92584300

Dear Andrew Street:

Enclosed are the analytical results for sample(s) received by the laboratory on January 25, 2022. The results relate only to the samples included in this report. Results reported herein conform to the applicable TNI/NELAC Standards and the laboratory's Quality Manual, where applicable, unless otherwise noted in the body of the report.

The test results provided in this final report were generated by each of the following laboratories within the Pace Network:

- Pace Analytical Services - Asheville
- Pace Analytical Services - Charlotte

If you have any questions concerning this report, please feel free to contact me.

Sincerely,

Angela M. Baioni

Angela Baioni
angela.baioni@pacelabs.com
(704)875-9092
Project Manager

Enclosures

cc: J Culbreath, Colonial Pipeline Company
Naomi Fretz, APEX Companies, LLC
Robert Hughes, Colonial Pipeline
Cameron Lee, Montrose-EPS
Jamie Moran, APEX Companies, LLC
Jeff Morrison, Colonial Pipeline Company
Tom Naumann, APEX Companies - NC
Joe Nicolette, Montrose-EPS
Kaitlyn Nootens, Apex Companies
Christopher Schultz, Apex Companies
Matt Teixeira, Apex Companies, LLC
Michael Verdon, Colonial Pipeline Company
JM Wyatt, Colonial Pipeline Company

REPORT OF LABORATORY ANALYSIS

This report shall not be reproduced, except in full,
without the written consent of Pace Analytical Services, LLC.

Pace Analytical Services, LLC
9800 Kincey Ave. Suite 100
Huntersville, NC 28078
(704)875-9092

CERTIFICATIONS

Project: 2020-L1-2448
Pace Project No.: 92584300

Pace Analytical Services Charlotte

South Carolina Laboratory ID: 99006
9800 Kincey Ave. Ste 100, Huntersville, NC 28078
North Carolina Drinking Water Certification #: 37706
North Carolina Field Services Certification #: 5342
North Carolina Wastewater Certification #: 12
South Carolina Laboratory ID: 99006
South Carolina Certification #: 99006001
South Carolina Drinking Water Cert. #: 99006003
Florida/NELAP Certification #: E87627
Kentucky UST Certification #: 84
Louisiana DoH Drinking Water #: LA029
Virginia/VELAP Certification #: 460221

Pace Analytical Services Asheville

2225 Riverside Drive, Asheville, NC 28804
Florida/NELAP Certification #: E87648
North Carolina Drinking Water Certification #: 37712
North Carolina Wastewater Certification #: 40
South Carolina Laboratory ID: 99030
South Carolina Certification #: 99030001
Virginia/VELAP Certification #: 460222

This report shall not be reproduced, except in full,
without the written consent of Pace Analytical Services, LLC.

Pace Analytical Services, LLC
9800 Kincey Ave. Suite 100
Huntersville, NC 28078
(704)875-9092

SAMPLE SUMMARY

Project: 2020-L1-2448
Pace Project No.: 92584300

Lab ID	Sample ID	Matrix	Date Collected	Date Received
92584300001	**14401_HC_RD**	Water	01/25/22 09:35	01/25/22 11:10

This report shall not be reproduced, except in full,
without the written consent of Pace Analytical Services, LLC.

Pace Analytical Services, LLC
9800 Kincey Ave. Suite 100
Huntersville, NC 28078
(704)875-9092

SAMPLE ANALYTE COUNT

Project: 2020-L1-2448
Pace Project No.: 92584300

Lab ID	Sample ID	Method	Analysts	Analytes Reported	Laboratory
92584300001	**14401_HC_RD**	MADEP VPH	MAD	6	PASI-C
		EPA 6010D	CBV	1	PASI-A
		SM 6200B	NSCQ	64	PASI-C

PASI-A = Pace Analytical Services - Asheville
PASI-C = Pace Analytical Services - Charlotte

This report shall not be reproduced, except in full,
without the written consent of Pace Analytical Services, LLC.

Pace Analytical Services, LLC
9800 Kincey Ave. Suite 100
Huntersville, NC 28078
(704)875-9092

ANALYTICAL RESULTS

Project: 2020-L1-2448
Pace Project No.: 92584300

Sample: 14401_HC_RD **Lab ID: 92584300001** Collected: 01/25/22 09:35 Received: 01/25/22 11:10 Matrix: Water

Parameters	Results	Units	Report Limit	MDL	DF	Prepared	Analyzed	CAS No.	Qual
VPH NC Water	Analytical Method: MADEP VPH Pace Analytical Services - Charlotte								
Total VPH (C5-C12)	ND	ug/L	50.0	50.0	1		01/25/22 17:55		N2
Aliphatic (C05-C08)	ND	ug/L	50.0	50.0	1		01/25/22 17:55		N2
Aliphatic(C09-C12) Adjusted	ND	ug/L	50.0	50.0	1		01/25/22 17:55		N2
Aromatic (C09-C10)	ND	ug/L	50.0	50.0	1		01/25/22 17:55		N2
Surrogates									
4-Bromofluorobenzene (FID) (S)	102	%	70-130		1		01/25/22 17:55	460-00-4	
4-Bromofluorobenzene (PID) (S)	102	%	70-130		1		01/25/22 17:55	460-00-4	
6010 MET ICP	Analytical Method: EPA 6010D Preparation Method: EPA 3010A Pace Analytical Services - Asheville								
Lead	**5.7**	ug/L	5.0	4.5	1	01/26/22 14:30	01/29/22 18:51	7439-92-1	
6200B MSV	Analytical Method: SM 6200B Pace Analytical Services - Charlotte								
Benzene	ND	ug/L	0.50	0.34	1		01/26/22 01:38	71-43-2	
Bromobenzene	ND	ug/L	0.50	0.29	1		01/26/22 01:38	108-86-1	
Bromochloromethane	ND	ug/L	0.50	0.47	1		01/26/22 01:38	74-97-5	
Bromodichloromethane	ND	ug/L	0.50	0.31	1		01/26/22 01:38	75-27-4	
Bromoform	ND	ug/L	0.50	0.34	1		01/26/22 01:38	75-25-2	
Bromomethane	ND	ug/L	5.0	1.7	1		01/26/22 01:38	74-83-9	
n-Butylbenzene	ND	ug/L	0.50	0.49	1		01/26/22 01:38	104-51-8	
sec-Butylbenzene	ND	ug/L	0.50	0.40	1		01/26/22 01:38	135-98-8	
tert-Butylbenzene	ND	ug/L	0.50	0.32	1		01/26/22 01:38	98-06-6	
Carbon tetrachloride	ND	ug/L	0.50	0.33	1		01/26/22 01:38	56-23-5	
Chlorobenzene	ND	ug/L	0.50	0.28	1		01/26/22 01:38	108-90-7	
Chloroethane	ND	ug/L	1.0	0.65	1		01/26/22 01:38	75-00-3	
Chloroform	ND	ug/L	0.50	0.35	1		01/26/22 01:38	67-66-3	
Chloromethane	ND	ug/L	1.0	0.54	1		01/26/22 01:38	74-87-3	
2-Chlorotoluene	ND	ug/L	0.50	0.32	1		01/26/22 01:38	95-49-8	
4-Chlorotoluene	ND	ug/L	0.50	0.32	1		01/26/22 01:38	106-43-4	
1,2-Dibromo-3-chloropropane	ND	ug/L	1.0	0.34	1		01/26/22 01:38	96-12-8	
Dibromochloromethane	ND	ug/L	0.50	0.36	1		01/26/22 01:38	124-48-1	
1,2-Dibromoethane (EDB)	ND	ug/L	0.50	0.27	1		01/26/22 01:38	106-93-4	
Dibromomethane	ND	ug/L	0.50	0.39	1		01/26/22 01:38	74-95-3	
1,2-Dichlorobenzene	ND	ug/L	0.50	0.34	1		01/26/22 01:38	95-50-1	
1,3-Dichlorobenzene	ND	ug/L	0.50	0.34	1		01/26/22 01:38	541-73-1	
1,4-Dichlorobenzene	ND	ug/L	0.50	0.33	1		01/26/22 01:38	106-46-7	
Dichlorodifluoromethane	ND	ug/L	0.50	0.35	1		01/26/22 01:38	75-71-8	
1,1-Dichloroethane	ND	ug/L	0.50	0.37	1		01/26/22 01:38	75-34-3	
1,2-Dichloroethane	ND	ug/L	0.50	0.32	1		01/26/22 01:38	107-06-2	
1,1-Dichloroethene	ND	ug/L	0.50	0.35	1		01/26/22 01:38	75-35-4	
cis-1,2-Dichloroethene	ND	ug/L	0.50	0.38	1		01/26/22 01:38	156-59-2	
trans-1,2-Dichloroethene	ND	ug/L	0.50	0.40	1		01/26/22 01:38	156-60-5	
1,2-Dichloropropane	ND	ug/L	0.50	0.36	1		01/26/22 01:38	78-87-5	
1,3-Dichloropropane	ND	ug/L	0.50	0.28	1		01/26/22 01:38	142-28-9	

REPORT OF LABORATORY ANALYSIS

This report shall not be reproduced, except in full,
without the written consent of Pace Analytical Services, LLC.

Pace Analytical Services, LLC
9800 Kincey Ave. Suite 100
Huntersville, NC 28078
(704)875-9092

ANALYTICAL RESULTS

Project: 2020-L1-2448
Pace Project No.: 92584300

Sample: 14401_HC_RD **Lab ID: 92584300001** Collected: 01/25/22 09:35 Received: 01/25/22 11:10 Matrix: Water

Parameters	Results	Units	Report Limit	MDL	DF	Prepared	Analyzed	CAS No.	Qual
6200B MSV	Analytical Method: SM 6200B Pace Analytical Services - Charlotte								
2,2-Dichloropropane	ND	ug/L	0.50	0.39	1		01/26/22 01:38	594-20-7	
1,1-Dichloropropene	ND	ug/L	0.50	0.43	1		01/26/22 01:38	563-58-6	
cis-1,3-Dichloropropene	ND	ug/L	0.50	0.36	1		01/26/22 01:38	10061-01-5	
trans-1,3-Dichloropropene	ND	ug/L	0.50	0.36	1		01/26/22 01:38	10061-02-6	
Diisopropyl ether	ND	ug/L	0.50	0.31	1		01/26/22 01:38	108-20-3	
Ethanol	ND	ug/L	200	72.2	1		01/26/22 01:38	64-17-5	
Ethylbenzene	ND	ug/L	0.50	0.30	1		01/26/22 01:38	100-41-4	
Hexachloro-1,3-butadiene	ND	ug/L	2.0	1.5	1		01/26/22 01:38	87-68-3	
Isopropylbenzene (Cumene)	ND	ug/L	0.50	0.33	1		01/26/22 01:38	98-82-8	
Methylene Chloride	ND	ug/L	2.0	2.0	1		01/26/22 01:38	75-09-2	
Methyl-tert-butyl ether	ND	ug/L	0.50	0.42	1		01/26/22 01:38	1634-04-4	
Naphthalene	ND	ug/L	2.0	0.64	1		01/26/22 01:38	91-20-3	
n-Propylbenzene	ND	ug/L	0.50	0.34	1		01/26/22 01:38	103-65-1	
Styrene	ND	ug/L	0.50	0.29	1		01/26/22 01:38	100-42-5	
1,1,1,2-Tetrachloroethane	ND	ug/L	0.50	0.31	1		01/26/22 01:38	630-20-6	
1,1,2,2-Tetrachloroethane	ND	ug/L	0.50	0.22	1		01/26/22 01:38	79-34-5	
Tetrachloroethene	ND	ug/L	0.50	0.29	1		01/26/22 01:38	127-18-4	
Toluene	ND	ug/L	0.50	0.48	1		01/26/22 01:38	108-88-3	
1,2,3-Trichlorobenzene	ND	ug/L	2.0	0.81	1		01/26/22 01:38	87-61-6	
1,2,4-Trichlorobenzene	ND	ug/L	2.0	0.64	1		01/26/22 01:38	120-82-1	
1,1,1-Trichloroethane	ND	ug/L	0.50	0.33	1		01/26/22 01:38	71-55-6	
1,1,2-Trichloroethane	ND	ug/L	0.50	0.32	1		01/26/22 01:38	79-00-5	
Trichloroethene	ND	ug/L	0.50	0.38	1		01/26/22 01:38	79-01-6	
Trichlorofluoromethane	ND	ug/L	1.0	0.30	1		01/26/22 01:38	75-69-4	
1,2,3-Trichloropropane	ND	ug/L	0.50	0.26	1		01/26/22 01:38	96-18-4	
1,2,4-Trimethylbenzene	ND	ug/L	0.50	0.50	1		01/26/22 01:38	95-63-6	
1,3,5-Trimethylbenzene	ND	ug/L	0.50	0.33	1		01/26/22 01:38	108-67-8	
Vinyl chloride	ND	ug/L	1.0	0.39	1		01/26/22 01:38	75-01-4	
m&p-Xylene	ND	ug/L	1.0	0.71	1		01/26/22 01:38	179601-23-1	
o-Xylene	ND	ug/L	0.50	0.34	1		01/26/22 01:38	95-47-6	
Surrogates									
1,2-Dichloroethane-d4 (S)	101	%	70-130		1		01/26/22 01:38	17060-07-0	
4-Bromofluorobenzene (S)	101	%	70-130		1		01/26/22 01:38	460-00-4	
Toluene-d8 (S)	101	%	70-130		1		01/26/22 01:38	2037-26-5	

REPORT OF LABORATORY ANALYSIS

This report shall not be reproduced, except in full,
without the written consent of Pace Analytical Services, LLC.

Pace Analytical Services, LLC
9800 Kincey Ave. Suite 100
Huntersville, NC 28078
(704)875-9092

QUALITY CONTROL DATA

Project: 2020-L1-2448
Pace Project No.: 92584300

QC Batch: 673789
QC Batch Method: MADEP VPH
Analysis Method: MADEP VPH
Analysis Description: VPH NC Water
Laboratory: Pace Analytical Services - Charlotte
Associated Lab Samples: 92584300001

METHOD BLANK: 3526796 Matrix: Water
Associated Lab Samples: 92584300001

Parameter	Units	Blank Result	Reporting Limit	MDL	Analyzed	Qualifiers
Aliphatic (C05-C08)	ug/L	ND	50.0	50.0	01/25/22 16:00	N2
Aromatic (C09-C10)	ug/L	ND	50.0	50.0	01/25/22 16:00	N2
4-Bromofluorobenzene (FID) (S)	%	92	70-130		01/25/22 16:00	
4-Bromofluorobenzene (PID) (S)	%	93	70-130		01/25/22 16:00	

LABORATORY CONTROL SAMPLE & LCSD: 3526797 3526798

Parameter	Units	Spike Conc.	LCS Result	LCSD Result	LCS % Rec	LCSD % Rec	% Rec Limits	RPD	Max RPD	Qualifiers
Aliphatic (C05-C08)	ug/L	300	388	345	129	115	70-130	12	25	N2
Aromatic (C09-C10)	ug/L	100	113	112	113	112	70-130	1	25	N2
4-Bromofluorobenzene (FID) (S)	%				101	99	70-130			
4-Bromofluorobenzene (PID) (S)	%				100	95	70-130			

Results presented on this page are in the units indicated by the "Units" column except where an alternate unit is presented to the right of the result.

REPORT OF LABORATORY ANALYSIS

This report shall not be reproduced, except in full,
without the written consent of Pace Analytical Services, LLC.

Pace Analytical Services, LLC
9800 Kincey Ave. Suite 100
Huntersville, NC 28078
(704)875-9092

QUALITY CONTROL DATA

Project: 2020-L1-2448
Pace Project No.: 92584300

QC Batch: 673983
QC Batch Method: EPA 3010A
Analysis Method: EPA 6010D
Analysis Description: 6010 MET
Laboratory: Pace Analytical Services - Asheville
Associated Lab Samples: 92584300001

METHOD BLANK: 3527548 Matrix: Water
Associated Lab Samples: 92584300001

Parameter	Units	Blank Result	Reporting Limit	MDL	Analyzed	Qualifiers
Lead	ug/L	ND	5.0	4.5	01/29/22 18:26	

LABORATORY CONTROL SAMPLE: 3527549

Parameter	Units	Spike Conc.	LCS Result	LCS % Rec	% Rec Limits	Qualifiers
Lead	ug/L	500	481	96	80-120	

MATRIX SPIKE & MATRIX SPIKE DUPLICATE: 3527550 3527551

Parameter	Units	92584294001 Result	MS Spike Conc.	MSD Spike Conc.	MS Result	MSD Result	MS % Rec	MSD % Rec	% Rec Limits	RPD	Max RPD	Qual
Lead	ug/L	ND	500	500	489	478	98	95	75-125	2	20	

Results presented on this page are in the units indicated by the "Units" column except where an alternate unit is presented to the right of the result.

REPORT OF LABORATORY ANALYSIS

This report shall not be reproduced, except in full,
without the written consent of Pace Analytical Services, LLC.

Pace Analytical Services, LLC
9800 Kincey Ave. Suite 100
Huntersville, NC 28078
(704)875-9092

QUALITY CONTROL DATA

Project: 2020-L1-2448
Pace Project No.: 92584300

QC Batch: 673797
QC Batch Method: SM 6200B
Analysis Method: SM 6200B
Analysis Description: 6200B MSV
Laboratory: Pace Analytical Services - Charlotte

Associated Lab Samples: 92584300001

METHOD BLANK: 3526891 Matrix: Water
Associated Lab Samples: 92584300001

Parameter	Units	Blank Result	Reporting Limit	MDL	Analyzed	Qualifiers
1,1,1,2-Tetrachloroethane	ug/L	ND	0.50	0.31	01/25/22 23:35	
1,1,1-Trichloroethane	ug/L	ND	0.50	0.33	01/25/22 23:35	
1,1,2,2-Tetrachloroethane	ug/L	ND	0.50	0.22	01/25/22 23:35	
1,1,2-Trichloroethane	ug/L	ND	0.50	0.32	01/25/22 23:35	
1,1-Dichloroethane	ug/L	ND	0.50	0.37	01/25/22 23:35	
1,1-Dichloroethene	ug/L	ND	0.50	0.35	01/25/22 23:35	
1,1-Dichloropropene	ug/L	ND	0.50	0.43	01/25/22 23:35	
1,2,3-Trichlorobenzene	ug/L	ND	2.0	0.81	01/25/22 23:35	
1,2,3-Trichloropropane	ug/L	ND	0.50	0.26	01/25/22 23:35	
1,2,4-Trichlorobenzene	ug/L	ND	2.0	0.64	01/25/22 23:35	
1,2,4-Trimethylbenzene	ug/L	ND	0.50	0.50	01/25/22 23:35	
1,2-Dibromo-3-chloropropane	ug/L	ND	1.0	0.34	01/25/22 23:35	
1,2-Dibromoethane (EDB)	ug/L	ND	0.50	0.27	01/25/22 23:35	
1,2-Dichlorobenzene	ug/L	ND	0.50	0.34	01/25/22 23:35	
1,2-Dichloroethane	ug/L	ND	0.50	0.32	01/25/22 23:35	
1,2-Dichloropropane	ug/L	ND	0.50	0.36	01/25/22 23:35	
1,3,5-Trimethylbenzene	ug/L	ND	0.50	0.33	01/25/22 23:35	
1,3-Dichlorobenzene	ug/L	ND	0.50	0.34	01/25/22 23:35	
1,3-Dichloropropane	ug/L	ND	0.50	0.28	01/25/22 23:35	
1,4-Dichlorobenzene	ug/L	ND	0.50	0.33	01/25/22 23:35	
2,2-Dichloropropane	ug/L	ND	0.50	0.39	01/25/22 23:35	
2-Chlorotoluene	ug/L	ND	0.50	0.32	01/25/22 23:35	
4-Chlorotoluene	ug/L	ND	0.50	0.32	01/25/22 23:35	
Benzene	ug/L	ND	0.50	0.34	01/25/22 23:35	
Bromobenzene	ug/L	ND	0.50	0.29	01/25/22 23:35	
Bromochloromethane	ug/L	ND	0.50	0.47	01/25/22 23:35	
Bromodichloromethane	ug/L	ND	0.50	0.31	01/25/22 23:35	
Bromoform	ug/L	ND	0.50	0.34	01/25/22 23:35	
Bromomethane	ug/L	ND	5.0	1.7	01/25/22 23:35	
Carbon tetrachloride	ug/L	ND	0.50	0.33	01/25/22 23:35	
Chlorobenzene	ug/L	ND	0.50	0.28	01/25/22 23:35	
Chloroethane	ug/L	ND	1.0	0.65	01/25/22 23:35	
Chloroform	ug/L	ND	0.50	0.35	01/25/22 23:35	
Chloromethane	ug/L	ND	1.0	0.54	01/25/22 23:35	
cis-1,2-Dichloroethene	ug/L	ND	0.50	0.38	01/25/22 23:35	
cis-1,3-Dichloropropene	ug/L	ND	0.50	0.36	01/25/22 23:35	
Dibromochloromethane	ug/L	ND	0.50	0.36	01/25/22 23:35	
Dibromomethane	ug/L	ND	0.50	0.39	01/25/22 23:35	
Dichlorodifluoromethane	ug/L	ND	0.50	0.35	01/25/22 23:35	
Diisopropyl ether	ug/L	ND	0.50	0.31	01/25/22 23:35	

Results presented on this page are in the units indicated by the "Units" column except where an alternate unit is presented to the right of the result.

REPORT OF LABORATORY ANALYSIS

This report shall not be reproduced, except in full,
without the written consent of Pace Analytical Services, LLC.

Pace Analytical Services, LLC
9800 Kincey Ave. Suite 100
Huntersville, NC 28078
(704)875-9092

QUALITY CONTROL DATA

Project: 2020-L1-2448
Pace Project No.: 92584300

METHOD BLANK: 3526891 Matrix: Water
Associated Lab Samples: 92584300001

Parameter	Units	Blank Result	Reporting Limit	MDL	Analyzed	Qualifiers
Ethanol	ug/L	ND	200	72.2	01/25/22 23:35	
Ethylbenzene	ug/L	ND	0.50	0.30	01/25/22 23:35	
Hexachloro-1,3-butadiene	ug/L	ND	2.0	1.5	01/25/22 23:35	
Isopropylbenzene (Cumene)	ug/L	ND	0.50	0.33	01/25/22 23:35	
m&p-Xylene	ug/L	ND	1.0	0.71	01/25/22 23:35	
Methyl-tert-butyl ether	ug/L	ND	0.50	0.42	01/25/22 23:35	
Methylene Chloride	ug/L	6.5	2.0	2.0	01/25/22 23:35	
n-Butylbenzene	ug/L	ND	0.50	0.49	01/25/22 23:35	
n-Propylbenzene	ug/L	ND	0.50	0.34	01/25/22 23:35	
Naphthalene	ug/L	ND	2.0	0.64	01/25/22 23:35	
o-Xylene	ug/L	ND	0.50	0.34	01/25/22 23:35	
sec-Butylbenzene	ug/L	ND	0.50	0.40	01/25/22 23:35	
Styrene	ug/L	ND	0.50	0.29	01/25/22 23:35	
tert-Butylbenzene	ug/L	ND	0.50	0.32	01/25/22 23:35	
Tetrachloroethene	ug/L	ND	0.50	0.29	01/25/22 23:35	
Toluene	ug/L	ND	0.50	0.48	01/25/22 23:35	
trans-1,2-Dichloroethene	ug/L	ND	0.50	0.40	01/25/22 23:35	
trans-1,3-Dichloropropene	ug/L	ND	0.50	0.36	01/25/22 23:35	
Trichloroethene	ug/L	ND	0.50	0.38	01/25/22 23:35	
Trichlorofluoromethane	ug/L	ND	1.0	0.30	01/25/22 23:35	
Vinyl chloride	ug/L	ND	1.0	0.39	01/25/22 23:35	
1,2-Dichloroethane-d4 (S)	%	100	70-130		01/25/22 23:35	
4-Bromofluorobenzene (S)	%	101	70-130		01/25/22 23:35	
Toluene-d8 (S)	%	102	70-130		01/25/22 23:35	

LABORATORY CONTROL SAMPLE: 3526892

Parameter	Units	Spike Conc.	LCS Result	LCS % Rec	% Rec Limits	Qualifiers
1,1,1,2-Tetrachloroethane	ug/L	50	55.3	111	60-140	
1,1,1-Trichloroethane	ug/L	50	51.2	102	60-140	
1,1,2,2-Tetrachloroethane	ug/L	50	52.2	104	60-140	
1,1,2-Trichloroethane	ug/L	50	49.3	99	60-140	
1,1-Dichloroethane	ug/L	50	50.8	102	60-140	
1,1-Dichloroethene	ug/L	50	54.9	110	60-140	
1,1-Dichloropropene	ug/L	50	53.9	108	60-140	
1,2,3-Trichlorobenzene	ug/L	50	54.7	109	60-140	
1,2,3-Trichloropropane	ug/L	50	49.7	99	60-140	
1,2,4-Trichlorobenzene	ug/L	50	54.4	109	60-140	
1,2,4-Trimethylbenzene	ug/L	50	54.6	109	60-140	
1,2-Dibromo-3-chloropropane	ug/L	50	59.8	120	60-140	
1,2-Dibromoethane (EDB)	ug/L	50	54.8	110	60-140	
1,2-Dichlorobenzene	ug/L	50	52.3	105	60-140	
1,2-Dichloroethane	ug/L	50	48.0	96	60-140	
1,2-Dichloropropane	ug/L	50	53.2	106	60-140	

Results presented on this page are in the units indicated by the "Units" column except where an alternate unit is presented to the right of the result.

REPORT OF LABORATORY ANALYSIS

This report shall not be reproduced, except in full,
without the written consent of Pace Analytical Services, LLC.

Pace Analytical Services, LLC
9800 Kincey Ave. Suite 100
Huntersville, NC 28078
(704)875-9092

QUALITY CONTROL DATA

Project: 2020-L1-2448
Pace Project No.: 92584300

LABORATORY CONTROL SAMPLE: 3526892

Parameter	Units	Spike Conc.	LCS Result	LCS % Rec	% Rec Limits	Qualifiers
1,3,5-Trimethylbenzene	ug/L	50	54.1	108	60-140	
1,3-Dichlorobenzene	ug/L	50	51.8	104	60-140	
1,3-Dichloropropane	ug/L	50	53.7	107	60-140	
1,4-Dichlorobenzene	ug/L	50	52.7	105	60-140	
2,2-Dichloropropane	ug/L	50	52.8	106	60-140	
2-Chlorotoluene	ug/L	50	53.6	107	60-140	
4-Chlorotoluene	ug/L	50	50.3	101	60-140	
Benzene	ug/L	50	50.3	101	60-140	
Bromobenzene	ug/L	50	52.2	104	60-140	
Bromochloromethane	ug/L	50	51.4	103	60-140	
Bromodichloromethane	ug/L	50	51.0	102	60-140	
Bromoform	ug/L	50	55.5	111	60-140	
Bromomethane	ug/L	50	45.5	91	60-140	
Carbon tetrachloride	ug/L	50	51.6	103	60-140	
Chlorobenzene	ug/L	50	50.2	100	60-140	
Chloroethane	ug/L	50	48.7	97	60-140	
Chloroform	ug/L	50	45.1	90	60-140	
Chloromethane	ug/L	50	47.2	94	60-140	
cis-1,2-Dichloroethene	ug/L	50	49.1	98	60-140	
cis-1,3-Dichloropropene	ug/L	50	53.9	108	60-140	
Dibromochloromethane	ug/L	50	57.3	115	60-140	
Dibromomethane	ug/L	50	48.3	97	60-140	
Dichlorodifluoromethane	ug/L	50	44.8	90	60-140	
Diisopropyl ether	ug/L	50	51.7	103	60-140	
Ethanol	ug/L	2000	2180	109	60-140	
Ethylbenzene	ug/L	50	50.7	101	60-140	
Hexachloro-1,3-butadiene	ug/L	50	55.3	111	60-140	
Isopropylbenzene (Cumene)	ug/L	50	51.2	102	60-140	
m&p-Xylene	ug/L	100	99.6	100	60-140	
Methyl-tert-butyl ether	ug/L	50	53.4	107	60-140	
Methylene Chloride	ug/L	50	50.1	100	60-140	
n-Butylbenzene	ug/L	50	54.6	109	60-140	
n-Propylbenzene	ug/L	50	51.9	104	60-140	
Naphthalene	ug/L	50	55.8	112	60-140	
o-Xylene	ug/L	50	50.0	100	60-140	
sec-Butylbenzene	ug/L	50	52.4	105	60-140	
Styrene	ug/L	50	52.2	104	60-140	
tert-Butylbenzene	ug/L	50	44.3	89	60-140	
Tetrachloroethene	ug/L	50	51.6	103	60-140	
Toluene	ug/L	50	46.6	93	60-140	
trans-1,2-Dichloroethene	ug/L	50	52.5	105	60-140	
trans-1,3-Dichloropropene	ug/L	50	51.6	103	60-140	
Trichloroethene	ug/L	50	51.1	102	60-140	
Trichlorofluoromethane	ug/L	50	43.8	88	60-140	
Vinyl chloride	ug/L	50	49.0	98	60-140	
1,2-Dichloroethane-d4 (S)	%			98	70-130	
4-Bromofluorobenzene (S)	%			97	70-130	

Results presented on this page are in the units indicated by the "Units" column except where an alternate unit is presented to the right of the result.

REPORT OF LABORATORY ANALYSIS

This report shall not be reproduced, except in full,
without the written consent of Pace Analytical Services, LLC.

Pace Analytical Services, LLC
9800 Kincey Ave. Suite 100
Huntersville, NC 28078
(704)875-9092

QUALITY CONTROL DATA

Project: 2020-L1-2448
Pace Project No.: 92584300

LABORATORY CONTROL SAMPLE: 3526892

Parameter	Units	Spike Conc.	LCS Result	LCS % Rec	% Rec Limits	Qualifiers
Toluene-d8 (S)	%			96	70-130	

MATRIX SPIKE & MATRIX SPIKE DUPLICATE: 3529564 3529565

Parameter	Units	92584315001 Result	MS Spike Conc.	MSD Spike Conc.	MS Result	MSD Result	MS % Rec	MSD % Rec	% Rec Limits	RPD	Max RPD	Qual
1,1,1,2-Tetrachloroethane	ug/L	ND	20	20	22.0	22.3	110	112	60-140	1	30	
1,1,1-Trichloroethane	ug/L	ND	20	20	18.9	19.4	94	97	60-140	3	30	
1,1,2,2-Tetrachloroethane	ug/L	ND	20	20	21.2	21.8	106	109	60-140	3	30	
1,1,2-Trichloroethane	ug/L	ND	20	20	21.2	21.1	106	106	60-140	1	30	
1,1-Dichloroethane	ug/L	ND	20	20	18.2	19.1	91	95	60-140	4	30	
1,1-Dichloroethene	ug/L	ND	20	20	17.0	17.7	85	88	60-140	4	30	
1,1-Dichloropropene	ug/L	ND	20	20	18.5	19.6	92	98	60-140	6	30	
1,2,3-Trichlorobenzene	ug/L	ND	20	20	19.6	20.5	98	103	60-140	4	30	
1,2,3-Trichloropropane	ug/L	ND	20	20	19.7	19.9	99	100	60-140	1	30	
1,2,4-Trichlorobenzene	ug/L	ND	20	20	19.8	20.9	99	104	60-140	5	30	
1,2,4-Trimethylbenzene	ug/L	ND	20	20	19.6	20.0	98	100	60-140	2	30	
1,2-Dibromo-3-chloropropane	ug/L	ND	20	20	23.0	23.3	115	117	60-140	2	30	
1,2-Dibromoethane (EDB)	ug/L	ND	20	20	21.0	21.2	105	106	60-140	1	30	
1,2-Dichlorobenzene	ug/L	ND	20	20	18.7	19.6	93	98	60-140	5	30	
1,2-Dichloroethane	ug/L	ND	20	20	19.1	19.6	96	98	60-140	3	30	
1,2-Dichloropropane	ug/L	ND	20	20	20.3	20.1	102	101	60-140	1	30	
1,3,5-Trimethylbenzene	ug/L	ND	20	20	20.2	20.3	101	102	60-140	1	30	
1,3-Dichlorobenzene	ug/L	ND	20	20	19.6	20.0	98	100	60-140	2	30	
1,3-Dichloropropane	ug/L	ND	20	20	21.0	21.4	105	107	60-140	2	30	
1,4-Dichlorobenzene	ug/L	ND	20	20	18.8	19.3	94	96	60-140	3	30	
2,2-Dichloropropane	ug/L	ND	20	20	19.0	19.6	95	98	60-140	3	30	
2-Chlorotoluene	ug/L	ND	20	20	19.8	20.5	99	102	60-140	3	30	
4-Chlorotoluene	ug/L	ND	20	20	19.2	19.6	96	98	60-140	2	30	
Benzene	ug/L	ND	20	20	18.4	18.8	92	94	60-140	2	30	
Bromobenzene	ug/L	ND	20	20	20.2	20.8	101	104	60-140	3	30	
Bromochloromethane	ug/L	ND	20	20	18.9	19.3	95	97	60-140	2	30	
Bromodichloromethane	ug/L	ND	20	20	21.3	21.1	107	106	60-140	1	30	
Bromoform	ug/L	ND	20	20	21.6	22.4	108	112	60-140	4	30	
Bromomethane	ug/L	ND	20	20	23.6	26.3	118	131	60-140	11	30	IH
Carbon tetrachloride	ug/L	ND	20	20	19.3	20.3	97	102	60-140	5	30	
Chlorobenzene	ug/L	ND	20	20	20.4	20.8	102	104	60-140	2	30	
Chloroethane	ug/L	ND	20	20	19.7	20.7	98	104	60-140	5	30	
Chloroform	ug/L	ND	20	20	17.8	18.5	89	93	60-140	4	30	
Chloromethane	ug/L	ND	20	20	18.9	19.5	94	98	60-140	3	30	
cis-1,2-Dichloroethene	ug/L	ND	20	20	18.8	19.1	94	96	60-140	2	30	
cis-1,3-Dichloropropene	ug/L	ND	20	20	20.9	21.1	104	106	60-140	1	30	
Dibromochloromethane	ug/L	ND	20	20	20.7	21.1	104	106	60-140	2	30	
Dibromomethane	ug/L	ND	20	20	21.1	20.0	105	100	60-140	5	30	

Results presented on this page are in the units indicated by the "Units" column except where an alternate unit is presented to the right of the result.

REPORT OF LABORATORY ANALYSIS

This report shall not be reproduced, except in full,
without the written consent of Pace Analytical Services, LLC.

Pace Analytical Services, LLC
9800 Kincey Ave. Suite 100
Huntersville, NC 28078
(704)875-9092

QUALITY CONTROL DATA

Project: 2020-L1-2448
Pace Project No.: 92584300

MATRIX SPIKE & MATRIX SPIKE DUPLICATE: 3529564 3529565

Parameter	Units	92584315001 Result	MS Spike Conc.	MSD Spike Conc.	MS Result	MSD Result	MS % Rec	MSD % Rec	% Rec Limits	RPD	Max RPD	Qual
Dichlorodifluoromethane	ug/L	ND	20	20	23.5	24.3	118	121	60-140	3	30	
Diisopropyl ether	ug/L	ND	20	20	17.9	18.0	89	90	60-140	1	30	
Ethanol	ug/L	ND	800	800	784	836	98	104	60-140	6	30	
Ethylbenzene	ug/L	ND	20	20	20.3	20.8	102	104	60-140	2	30	
Hexachloro-1,3-butadiene	ug/L	ND	20	20	24.1	24.4	120	122	60-140	1	30	
Isopropylbenzene (Cumene)	ug/L	ND	20	20	20.9	21.3	105	107	60-140	2	30	
m&p-Xylene	ug/L	ND	40	40	40.8	41.0	102	103	60-140	1	30	
Methyl-tert-butyl ether	ug/L	ND	20	20	17.8	18.4	89	92	60-140	3	30	
Methylene Chloride	ug/L	ND	20	20	21.8	22.6	109	113	60-140	4	30	
n-Butylbenzene	ug/L	ND	20	20	20.3	20.7	102	103	60-140	2	30	
n-Propylbenzene	ug/L	ND	20	20	20.3	20.8	101	104	60-140	2	30	
Naphthalene	ug/L	ND	20	20	17.9	18.3	89	92	60-140	3	30	
o-Xylene	ug/L	ND	20	20	21.0	21.7	105	108	60-140	3	30	
sec-Butylbenzene	ug/L	ND	20	20	20.5	21.5	103	108	60-140	5	30	
Styrene	ug/L	ND	20	20	20.3	20.9	102	104	60-140	3	30	
tert-Butylbenzene	ug/L	ND	20	20	17.6	18.0	88	90	60-140	2	30	
Tetrachloroethene	ug/L	ND	20	20	20.0	20.5	100	102	60-140	2	30	
Toluene	ug/L	ND	20	20	19.5	19.8	97	99	60-140	2	30	
trans-1,2-Dichloroethene	ug/L	ND	20	20	18.5	18.8	93	94	60-140	1	30	
trans-1,3-Dichloropropene	ug/L	ND	20	20	21.7	21.2	109	106	60-140	2	30	
Trichloroethene	ug/L	ND	20	20	19.3	19.9	97	99	60-140	3	30	
Trichlorofluoromethane	ug/L	ND	20	20	15.8	17.1	79	86	60-140	8	30	
Vinyl chloride	ug/L	ND	20	20	18.5	19.9	92	100	60-140	7	30	
1,2-Dichloroethane-d4 (S)	%						97	98	70-130			
4-Bromofluorobenzene (S)	%						100	100	70-130			
Toluene-d8 (S)	%						102	99	70-130			

Results presented on this page are in the units indicated by the "Units" column except where an alternate unit is presented to the right of the result.

REPORT OF LABORATORY ANALYSIS

This report shall not be reproduced, except in full,
without the written consent of Pace Analytical Services, LLC.

Pace Analytical Services, LLC
9800 Kincey Ave. Suite 100
Huntersville, NC 28078
(704)875-9092

QUALIFIERS

Project: 2020-L1-2448
Pace Project No.: 92584300

DEFINITIONS

DF - Dilution Factor, if reported, represents the factor applied to the reported data due to dilution of the sample aliquot.

ND - Not Detected at or above adjusted reporting limit.

TNTC - Too Numerous To Count

J - Estimated concentration above the adjusted method detection limit and below the adjusted reporting limit.

MDL - Adjusted Method Detection Limit.

PQL - Practical Quantitation Limit.

RL - Reporting Limit - The lowest concentration value that meets project requirements for quantitative data with known precision and bias for a specific analyte in a specific matrix.

S - Surrogate

1,2-Diphenylhydrazine decomposes to and cannot be separated from Azobenzene using Method 8270. The result for each analyte is a combined concentration.

Consistent with EPA guidelines, unrounded data are displayed and have been used to calculate % recovery and RPD values.

LCS(D) - Laboratory Control Sample (Duplicate)

MS(D) - Matrix Spike (Duplicate)

DUP - Sample Duplicate

RPD - Relative Percent Difference

NC - Not Calculable.

SG - Silica Gel - Clean-Up

U - Indicates the compound was analyzed for, but not detected.

Acid preservation may not be appropriate for 2 Chloroethylvinyl ether.

A separate vial preserved to a pH of 4-5 is recommended in SW846 Chapter 4 for the analysis of Acrolein and Acrylonitrile by EPA Method 8260.

N-Nitrosodiphenylamine decomposes and cannot be separated from Diphenylamine using Method 8270. The result reported for each analyte is a combined concentration.

Reported results are not rounded until the final step prior to reporting. Therefore, calculated parameters that are typically reported as "Total" may vary slightly from the sum of the reported component parameters.

Pace Analytical is TNI accredited. Contact your Pace PM for the current list of accredited analytes.

TNI - The NELAC Institute.

ANALYTE QUALIFIERS

IH	This analyte exceeded secondary source verification criteria high for the initial calibration. The reported results should be considered an estimated value.
N2	The lab does not hold NELAC/TNI accreditation for this parameter but other accreditations/certifications may apply. A complete list of accreditations/certifications is available upon request.

This report shall not be reproduced, except in full,
without the written consent of Pace Analytical Services, LLC.

Pace Analytical Services, LLC
9800 Kincey Ave. Suite 100
Huntersville, NC 28078
(704)875-9092

QUALITY CONTROL DATA CROSS REFERENCE TABLE

Project: 2020-L1-2448
Pace Project No.: 92584300

Lab ID	Sample ID	QC Batch Method	QC Batch	Analytical Method	Analytical Batch
92584300001	**14401_HC_RD**	MADEP VPH	673789		
92584300001	**14401_HC_RD**	EPA 3010A	673983	EPA 6010D	674125
92584300001	**14401_HC_RD**	SM 6200B	673797		

This report shall not be reproduced, except in full,
without the written consent of Pace Analytical Services, LLC.

CHAIN-OF-CUSTODY Analytical Request Document

Pace Analytical

Chain-of-Custody is a LEGAL DOCUMENT - Complete all relevent fields

LAB USE ONLY — WO# : 92584300

92584300

Company: Apex Companies	Billing Information:
Address:	
Report To: Andrew Street	Email To: andrew.street@apexcos.com
Copy To:	Site Collection Info/Address: 14401 Huntersville Conard Rd.
Customer Project Name/Number: 2020-LI-2448	State: NC County/City: Huntersville Time Zone Collected: [ ]PT [ ]MT [ ]CT [ ]ET
Phone: / Email:	Site/Facility ID #:
Collected By (print): Matt T.	Purchase Order #: / Quote #:
Collected By (signature):	Turnaround Date Required: ASAP
Sample Disposal: [ ] Dispose as appropriate [ ] Return [ ] Archive: _____ [ ] Hold: _____	Rush: [ ] Same Day [ ] Next Day [ ] 2 Day [ ] 3 Day [ ] 4 Day [ ] 5 Day (Expedite Charges Apply)

Compliance Monitoring? [ ] Yes [ ] No

DW PWS ID #: / DW Location Code:

Immediately Packed on Ice: [ ] Yes [ ] No

Field Filtered (if applicable): [ ] Yes [ ] No

Analysis: _____

** Preservative Types: (1) nitric acid, (2) sulfuric acid, (3) hydrochloric acid, (4) sodium hydroxide, (5) zinc acetate, (6) methanol, (7) sodium bisulfate, (8) sodium thiosulfate, (9) hexane, (A) ascorbic acid, (B) ammonium sulfate, (C) ammonium hydroxide, (D) TSP, (U) Unpreserved, (O) Other _____

* Matrix Codes (Insert in Matrix box below): Drinking Water (DW), Ground Water (GW), Wastewater (WW), Product (P), Soil/Solid (SL), Oil (OL), Wipe (WP), Air (AR), Tissue (TS), Bioassay (B), Vapor (V), Other (OT)

Customer Sample ID	Matrix *	Comp / Grab	Collected (or Composite Start) Date	Collected (or Composite Start) Time	Composite End Date	Composite End Time	Res Cl	# of Ctns	VOCs 6200B	MADEP VPH	LEAD	Lab Sample # / Comments
14401_HC_RD	DW	G	1-25-22	0935				8	X	X	X	92584300 001

Lab Profile/Line:

Lab Sample Receipt Checklist:

Custody Seals Present/Intact	Y (N) NA
Custody Signatures Present	Y (N) NA
Collector Signature Present	(Y) N NA
Bottles Intact	(Y) N NA
Correct Bottles	(Y) N NA
Sufficient Volume	(Y) N NA
Samples Received on Ice	(Y) N NA
VOA - Headspace Acceptable	Y (N) NA
USDA Regulated Soils	Y N (NA)
Samples in Holding Time	(Y) N NA
Residual Chlorine Present	Y N NA
Cl Strips: _____	
Sample pH Acceptable	Y N NA
pH Strips: _____	
Sulfide Present	Y N NA
Lead Acetate Strips: _____	

LAB USE ONLY:

Customer Remarks / Special Conditions / Possible Hazards:

Type of Ice Used: Wet Blue Dry None

Packing Material Used:

Radchem sample(s) screened (<500 cpm): Y N NA

SHORT HOLDS PRESENT (<72 hours): Y N N/A

Lab Tracking #: 2632577

Samples received via: FEDEX UPS Client Courier Pace Courier

Lab Sample Temperature Info:

Temp Blank Received: Y (N) NA

Therm ID#: 92104 (C)

Cooler 1 Temp Upon Receipt: 4.7 oC

Cooler 1 Therm Corr. Factor: _____ oC

Cooler 1 Corrected Temp: _____ oC

Comments:

Relinquished by/Company: (Signature)	Date/Time:	Received by/Company: (Signature)	Date/Time:
Tex / Apex	1-25-22 / 1116	JD PACHVL	1/25/22 1116
Relinquished by/Company: (Signature)	Date/Time:	Received by/Company: (Signature)	Date/Time:
Relinquished by/Company: (Signature)	Date/Time:	Received by/Company: (Signature)	Date/Time:

MTJL LAB USE ONLY

Table #:

Acctnum:

Template:

Prelogin:

PM:

PB:

Trip Blank Received: Y N NA

HCL MeOH TSP Other

Non Conformance(s): YES / NO

Page: _____ of: _____

***Check mark top half of box if pH and/or dechlorination is verified and within the acceptance range for preservation samples.**

Exceptions: VOA, Coliform, TOC, Oil and Grease, DRO/8015 (water) DOC, LLHg

****Bottom half of box is to list number of bottles**

Project # WO# : 92584300

PM: AMB Due Date: 02/01/22

CLIENT: 92-APEX MOOR

Item#	BP4U-125 mL Plastic Unpreserved (N/A) (Cl-)	BP3U-250 mL Plastic Unpreserved (N/A)	BP2U-500 mL Plastic Unpreserved (N/A)	BP1U-1 liter Plastic Unpreserved (N/A)	BP4S-125 mL Plastic H2SO4 (pH < 2) (Cl-)	BP3N-250 mL plastic HNO3 (pH < 2)	BP4Z-125 mL Plastic ZN Acetate & NaOH (>9)	BP4B-125 mL Plastic NaOH (pH > 12) (Cl-)	WGFU-Wide-mouthed Glass jar Unpreserved	AG1U-1 liter Amber Unpreserved (N/A) (Cl-)	AG1H-1 liter Amber HCl (pH < 2)	AG3U-250 mL Amber Unpreserved (N/A) (Cl-)	AG1S-1 liter Amber H2SO4 (pH < 2)	AG3S-250 mL Amber H2SO4 (pH < 2)	AG3A(DG3A)-250 mL Amber NH4Cl (N/A)(Cl-)	DG9H-40 mL VOA HCl (N/A)	VG9T-40 mL VOA Na2S2O3 (N/A)	VG9U-40 mL VOA Unpreserved (N/A)	DG9P-40 mL VOA H3PO4 (N/A)	VOAK (3 vials per kit)-5035 kit (N/A)	V/GK (3 vials per kit)-VPH/Gas kit (N/A)	SP5T-125 mL Sterile Plastic (N/A – lab)	SP2T-250 mL Sterile Plastic (N/A – lab)		BP3A-250 mL Plastic (NH2)2SO4 (9.3-9.7)	AG0U-100 mL Amber Unpreserved vials (N/A)	VSGU-20 mL Scintillation vials (N/A)	DG9U-40 mL Amber Unpreserved vials (N/A)
1						1										1													
2																													
3																													
4																													
5																													
6																													
7																													
8																													
9																													
10																													
11																													
12																													

pH Adjustment Log for Preserved Samples

Sample ID	Type of Preservative	pH upon receipt	Date preservation adjusted	Time preservation adjusted	Amount of Preservative added	Lot #

Note: Whenever there is a discrepancy affecting North Carolina compliance samples, a copy of this form will be sent to the North Carolina DEHNR Certification Office (i.e. Out of hold, incorrect preservative, out of temp, incorrect containers.

Pace Analytical Services, LLC
9800 Kincey Ave. Suite 100
Huntersville, NC 28078
(704)875-9092

January 31, 2022

Andrew Street
Apex Companies - NC
5900 Northwoods Business Pkwy
Suite 5900-0
Charlotte, NC 28269

RE: Project: 2020-L1-2448
Pace Project No.: 92584301

Dear Andrew Street:

Enclosed are the analytical results for sample(s) received by the laboratory on January 25, 2022. The results relate only to the samples included in this report. Results reported herein conform to the applicable TNI/NELAC Standards and the laboratory's Quality Manual, where applicable, unless otherwise noted in the body of the report.

The test results provided in this final report were generated by each of the following laboratories within the Pace Network:

- Pace Analytical Services - Asheville
- Pace Analytical Services - Charlotte

If you have any questions concerning this report, please feel free to contact me.

Sincerely,

Angela M. Baioni

Angela Baioni
angela.baioni@pacelabs.com
(704)875-9092
Project Manager

Enclosures

cc: J Culbreath, Colonial Pipeline Company
Naomi Fretz, APEX Companies, LLC
Robert Hughes, Colonial Pipeline
Cameron Lee, Montrose-EPS
Jamie Moran, APEX Companies, LLC
Jeff Morrison, Colonial Pipeline Company
Tom Naumann, APEX Companies - NC
Joe Nicolette, Montrose-EPS
Kaitlyn Nootens, Apex Companies
Christopher Schultz, Apex Companies
Matt Teixeira, Apex Companies, LLC
Michael Verdon, Colonial Pipeline Company
JM Wyatt, Colonial Pipeline Company

REPORT OF LABORATORY ANALYSIS

This report shall not be reproduced, except in full,
without the written consent of Pace Analytical Services, LLC.

Pace Analytical Services, LLC
9800 Kincey Ave. Suite 100
Huntersville, NC 28078
(704)875-9092

CERTIFICATIONS

Project: 2020-L1-2448
Pace Project No.: 92584301

Pace Analytical Services Charlotte

South Carolina Laboratory ID: 99006
9800 Kincey Ave. Ste 100, Huntersville, NC 28078
North Carolina Drinking Water Certification #: 37706
North Carolina Field Services Certification #: 5342
North Carolina Wastewater Certification #: 12
South Carolina Laboratory ID: 99006
South Carolina Certification #: 99006001
South Carolina Drinking Water Cert. #: 99006003
Florida/NELAP Certification #: E87627
Kentucky UST Certification #: 84
Louisiana DoH Drinking Water #: LA029
Virginia/VELAP Certification #: 460221

Pace Analytical Services Asheville

2225 Riverside Drive, Asheville, NC 28804
Florida/NELAP Certification #: E87648
North Carolina Drinking Water Certification #: 37712
North Carolina Wastewater Certification #: 40
South Carolina Laboratory ID: 99030
South Carolina Certification #: 99030001
Virginia/VELAP Certification #: 460222

This report shall not be reproduced, except in full,
without the written consent of Pace Analytical Services, LLC.

Pace Analytical Services, LLC
9800 Kincey Ave. Suite 100
Huntersville, NC 28078
(704)875-9092

SAMPLE SUMMARY

Project: 2020-L1-2448
Pace Project No.: 92584301

Lab ID	Sample ID	Matrix	Date Collected	Date Received
92584301001	**13800_HC_RD**	Water	01/25/22 09:05	01/25/22 11:10

This report shall not be reproduced, except in full,
without the written consent of Pace Analytical Services, LLC.

Pace Analytical Services, LLC
9800 Kincey Ave. Suite 100
Huntersville, NC 28078
(704)875-9092

SAMPLE ANALYTE COUNT

Project: 2020-L1-2448
Pace Project No.: 92584301

Lab ID	Sample ID	Method	Analysts	Analytes Reported	Laboratory
92584301001	**13800_HC_RD**	MADEP VPH	MAD	6	PASI-C
		EPA 6010D	CBV	1	PASI-A
		SM 6200B	NSCQ	64	PASI-C

PASI-A = Pace Analytical Services - Asheville
PASI-C = Pace Analytical Services - Charlotte

REPORT OF LABORATORY ANALYSIS

This report shall not be reproduced, except in full,
without the written consent of Pace Analytical Services, LLC.

Pace Analytical Services, LLC
9800 Kincey Ave. Suite 100
Huntersville, NC 28078
(704)875-9092

ANALYTICAL RESULTS

Project: 2020-L1-2448
Pace Project No.: 92584301

Sample: 13800_HC_RD **Lab ID: 92584301001** Collected: 01/25/22 09:05 Received: 01/25/22 11:10 Matrix: Water

Parameters	Results	Units	Report Limit	MDL	DF	Prepared	Analyzed	CAS No.	Qual
VPH NC Water	Analytical Method: MADEP VPH Pace Analytical Services - Charlotte								
Total VPH (C5-C12)	ND	ug/L	50.0	50.0	1		01/25/22 18:24		N2
Aliphatic (C05-C08)	ND	ug/L	50.0	50.0	1		01/25/22 18:24		N2
Aliphatic(C09-C12) Adjusted	ND	ug/L	50.0	50.0	1		01/25/22 18:24		N2
Aromatic (C09-C10)	ND	ug/L	50.0	50.0	1		01/25/22 18:24		N2
Surrogates									
4-Bromofluorobenzene (FID) (S)	98	%	70-130		1		01/25/22 18:24	460-00-4	
4-Bromofluorobenzene (PID) (S)	97	%	70-130		1		01/25/22 18:24	460-00-4	
6010 MET ICP	Analytical Method: EPA 6010D Preparation Method: EPA 3010A Pace Analytical Services - Asheville								
Lead	ND	ug/L	5.0	4.5	1	01/26/22 14:30	01/29/22 18:54	7439-92-1	
6200B MSV	Analytical Method: SM 6200B Pace Analytical Services - Charlotte								
Benzene	ND	ug/L	0.50	0.34	1		01/26/22 01:56	71-43-2	
Bromobenzene	ND	ug/L	0.50	0.29	1		01/26/22 01:56	108-86-1	
Bromochloromethane	ND	ug/L	0.50	0.47	1		01/26/22 01:56	74-97-5	
Bromodichloromethane	ND	ug/L	0.50	0.31	1		01/26/22 01:56	75-27-4	
Bromoform	ND	ug/L	0.50	0.34	1		01/26/22 01:56	75-25-2	
Bromomethane	ND	ug/L	5.0	1.7	1		01/26/22 01:56	74-83-9	
n-Butylbenzene	ND	ug/L	0.50	0.49	1		01/26/22 01:56	104-51-8	
sec-Butylbenzene	ND	ug/L	0.50	0.40	1		01/26/22 01:56	135-98-8	
tert-Butylbenzene	ND	ug/L	0.50	0.32	1		01/26/22 01:56	98-06-6	
Carbon tetrachloride	ND	ug/L	0.50	0.33	1		01/26/22 01:56	56-23-5	
Chlorobenzene	ND	ug/L	0.50	0.28	1		01/26/22 01:56	108-90-7	
Chloroethane	ND	ug/L	1.0	0.65	1		01/26/22 01:56	75-00-3	
Chloroform	ND	ug/L	0.50	0.35	1		01/26/22 01:56	67-66-3	
Chloromethane	ND	ug/L	1.0	0.54	1		01/26/22 01:56	74-87-3	
2-Chlorotoluene	ND	ug/L	0.50	0.32	1		01/26/22 01:56	95-49-8	
4-Chlorotoluene	ND	ug/L	0.50	0.32	1		01/26/22 01:56	106-43-4	
1,2-Dibromo-3-chloropropane	ND	ug/L	1.0	0.34	1		01/26/22 01:56	96-12-8	
Dibromochloromethane	ND	ug/L	0.50	0.36	1		01/26/22 01:56	124-48-1	
1,2-Dibromoethane (EDB)	ND	ug/L	0.50	0.27	1		01/26/22 01:56	106-93-4	
Dibromomethane	ND	ug/L	0.50	0.39	1		01/26/22 01:56	74-95-3	
1,2-Dichlorobenzene	ND	ug/L	0.50	0.34	1		01/26/22 01:56	95-50-1	
1,3-Dichlorobenzene	ND	ug/L	0.50	0.34	1		01/26/22 01:56	541-73-1	
1,4-Dichlorobenzene	ND	ug/L	0.50	0.33	1		01/26/22 01:56	106-46-7	
Dichlorodifluoromethane	ND	ug/L	0.50	0.35	1		01/26/22 01:56	75-71-8	
1,1-Dichloroethane	ND	ug/L	0.50	0.37	1		01/26/22 01:56	75-34-3	
1,2-Dichloroethane	ND	ug/L	0.50	0.32	1		01/26/22 01:56	107-06-2	
1,1-Dichloroethene	ND	ug/L	0.50	0.35	1		01/26/22 01:56	75-35-4	
cis-1,2-Dichloroethene	ND	ug/L	0.50	0.38	1		01/26/22 01:56	156-59-2	
trans-1,2-Dichloroethene	ND	ug/L	0.50	0.40	1		01/26/22 01:56	156-60-5	
1,2-Dichloropropane	ND	ug/L	0.50	0.36	1		01/26/22 01:56	78-87-5	
1,3-Dichloropropane	ND	ug/L	0.50	0.28	1		01/26/22 01:56	142-28-9	

REPORT OF LABORATORY ANALYSIS

This report shall not be reproduced, except in full,
without the written consent of Pace Analytical Services, LLC.

Pace Analytical Services, LLC
9800 Kincey Ave. Suite 100
Huntersville, NC 28078
(704)875-9092

ANALYTICAL RESULTS

Project: 2020-L1-2448
Pace Project No.: 92584301

Sample: 13800_HC_RD **Lab ID: 92584301001** Collected: 01/25/22 09:05 Received: 01/25/22 11:10 Matrix: Water

Parameters	Results	Units	Report Limit	MDL	DF	Prepared	Analyzed	CAS No.	Qual
6200B MSV	Analytical Method: SM 6200B Pace Analytical Services - Charlotte								
2,2-Dichloropropane	ND	ug/L	0.50	0.39	1		01/26/22 01:56	594-20-7	
1,1-Dichloropropene	ND	ug/L	0.50	0.43	1		01/26/22 01:56	563-58-6	
cis-1,3-Dichloropropene	ND	ug/L	0.50	0.36	1		01/26/22 01:56	10061-01-5	
trans-1,3-Dichloropropene	ND	ug/L	0.50	0.36	1		01/26/22 01:56	10061-02-6	
Diisopropyl ether	ND	ug/L	0.50	0.31	1		01/26/22 01:56	108-20-3	
Ethanol	ND	ug/L	200	72.2	1		01/26/22 01:56	64-17-5	
Ethylbenzene	ND	ug/L	0.50	0.30	1		01/26/22 01:56	100-41-4	
Hexachloro-1,3-butadiene	ND	ug/L	2.0	1.5	1		01/26/22 01:56	87-68-3	
Isopropylbenzene (Cumene)	ND	ug/L	0.50	0.33	1		01/26/22 01:56	98-82-8	
Methylene Chloride	ND	ug/L	2.0	2.0	1		01/26/22 01:56	75-09-2	
Methyl-tert-butyl ether	ND	ug/L	0.50	0.42	1		01/26/22 01:56	1634-04-4	
Naphthalene	ND	ug/L	2.0	0.64	1		01/26/22 01:56	91-20-3	
n-Propylbenzene	ND	ug/L	0.50	0.34	1		01/26/22 01:56	103-65-1	
Styrene	ND	ug/L	0.50	0.29	1		01/26/22 01:56	100-42-5	
1,1,1,2-Tetrachloroethane	ND	ug/L	0.50	0.31	1		01/26/22 01:56	630-20-6	
1,1,2,2-Tetrachloroethane	ND	ug/L	0.50	0.22	1		01/26/22 01:56	79-34-5	
Tetrachloroethene	ND	ug/L	0.50	0.29	1		01/26/22 01:56	127-18-4	
Toluene	ND	ug/L	0.50	0.48	1		01/26/22 01:56	108-88-3	
1,2,3-Trichlorobenzene	ND	ug/L	2.0	0.81	1		01/26/22 01:56	87-61-6	
1,2,4-Trichlorobenzene	ND	ug/L	2.0	0.64	1		01/26/22 01:56	120-82-1	
1,1,1-Trichloroethane	ND	ug/L	0.50	0.33	1		01/26/22 01:56	71-55-6	
1,1,2-Trichloroethane	ND	ug/L	0.50	0.32	1		01/26/22 01:56	79-00-5	
Trichloroethene	ND	ug/L	0.50	0.38	1		01/26/22 01:56	79-01-6	
Trichlorofluoromethane	ND	ug/L	1.0	0.30	1		01/26/22 01:56	75-69-4	
1,2,3-Trichloropropane	ND	ug/L	0.50	0.26	1		01/26/22 01:56	96-18-4	
1,2,4-Trimethylbenzene	ND	ug/L	0.50	0.50	1		01/26/22 01:56	95-63-6	
1,3,5-Trimethylbenzene	ND	ug/L	0.50	0.33	1		01/26/22 01:56	108-67-8	
Vinyl chloride	ND	ug/L	1.0	0.39	1		01/26/22 01:56	75-01-4	
m&p-Xylene	ND	ug/L	1.0	0.71	1		01/26/22 01:56	179601-23-1	
o-Xylene	ND	ug/L	0.50	0.34	1		01/26/22 01:56	95-47-6	
Surrogates									
1,2-Dichloroethane-d4 (S)	100	%	70-130		1		01/26/22 01:56	17060-07-0	
4-Bromofluorobenzene (S)	99	%	70-130		1		01/26/22 01:56	460-00-4	
Toluene-d8 (S)	100	%	70-130		1		01/26/22 01:56	2037-26-5	

REPORT OF LABORATORY ANALYSIS

This report shall not be reproduced, except in full,
without the written consent of Pace Analytical Services, LLC.

Pace Analytical Services, LLC
9800 Kincey Ave. Suite 100
Huntersville, NC 28078
(704)875-9092

QUALITY CONTROL DATA

Project: 2020-L1-2448
Pace Project No.: 92584301

QC Batch: 673789
QC Batch Method: MADEP VPH
Analysis Method: MADEP VPH
Analysis Description: VPH NC Water
Laboratory: Pace Analytical Services - Charlotte
Associated Lab Samples: 92584301001

METHOD BLANK: 3526796 Matrix: Water
Associated Lab Samples: 92584301001

Parameter	Units	Blank Result	Reporting Limit	MDL	Analyzed	Qualifiers
Aliphatic (C05-C08)	ug/L	ND	50.0	50.0	01/25/22 16:00	N2
Aromatic (C09-C10)	ug/L	ND	50.0	50.0	01/25/22 16:00	N2
4-Bromofluorobenzene (FID) (S)	%	92	70-130		01/25/22 16:00	
4-Bromofluorobenzene (PID) (S)	%	93	70-130		01/25/22 16:00	

LABORATORY CONTROL SAMPLE & LCSD: 3526797 3526798

Parameter	Units	Spike Conc.	LCS Result	LCSD Result	LCS % Rec	LCSD % Rec	% Rec Limits	RPD	Max RPD	Qualifiers
Aliphatic (C05-C08)	ug/L	300	388	345	129	115	70-130	12	25	N2
Aromatic (C09-C10)	ug/L	100	113	112	113	112	70-130	1	25	N2
4-Bromofluorobenzene (FID) (S)	%				101	99	70-130			
4-Bromofluorobenzene (PID) (S)	%				100	95	70-130			

Results presented on this page are in the units indicated by the "Units" column except where an alternate unit is presented to the right of the result.

REPORT OF LABORATORY ANALYSIS

This report shall not be reproduced, except in full,
without the written consent of Pace Analytical Services, LLC.

Pace Analytical Services, LLC
9800 Kincey Ave. Suite 100
Huntersville, NC 28078
(704)875-9092

QUALITY CONTROL DATA

Project: 2020-L1-2448
Pace Project No.: 92584301

QC Batch: 673983
QC Batch Method: EPA 3010A
Analysis Method: EPA 6010D
Analysis Description: 6010 MET
Laboratory: Pace Analytical Services - Asheville
Associated Lab Samples: 92584301001

METHOD BLANK: 3527548 Matrix: Water
Associated Lab Samples: 92584301001

Parameter	Units	Blank Result	Reporting Limit	MDL	Analyzed	Qualifiers
Lead	ug/L	ND	5.0	4.5	01/29/22 18:26	

LABORATORY CONTROL SAMPLE: 3527549

Parameter	Units	Spike Conc.	LCS Result	LCS % Rec	% Rec Limits	Qualifiers
Lead	ug/L	500	481	96	80-120	

MATRIX SPIKE & MATRIX SPIKE DUPLICATE: 3527550 3527551

Parameter	Units	92584294001 Result	MS Spike Conc.	MSD Spike Conc.	MS Result	MSD Result	MS % Rec	MSD % Rec	% Rec Limits	RPD	Max RPD	Qual
Lead	ug/L	ND	500	500	489	478	98	95	75-125	2	20	

Results presented on this page are in the units indicated by the "Units" column except where an alternate unit is presented to the right of the result.

REPORT OF LABORATORY ANALYSIS

This report shall not be reproduced, except in full,
without the written consent of Pace Analytical Services, LLC.

Pace Analytical Services, LLC
9800 Kincey Ave. Suite 100
Huntersville, NC 28078
(704)875-9092

QUALITY CONTROL DATA

Project: 2020-L1-2448
Pace Project No.: 92584301

QC Batch: 673797
QC Batch Method: SM 6200B
Analysis Method: SM 6200B
Analysis Description: 6200B MSV
Laboratory: Pace Analytical Services - Charlotte

Associated Lab Samples: 92584301001

METHOD BLANK: 3526891 Matrix: Water
Associated Lab Samples: 92584301001

Parameter	Units	Blank Result	Reporting Limit	MDL	Analyzed	Qualifiers
1,1,1,2-Tetrachloroethane	ug/L	ND	0.50	0.31	01/25/22 23:35	
1,1,1-Trichloroethane	ug/L	ND	0.50	0.33	01/25/22 23:35	
1,1,2,2-Tetrachloroethane	ug/L	ND	0.50	0.22	01/25/22 23:35	
1,1,2-Trichloroethane	ug/L	ND	0.50	0.32	01/25/22 23:35	
1,1-Dichloroethane	ug/L	ND	0.50	0.37	01/25/22 23:35	
1,1-Dichloroethene	ug/L	ND	0.50	0.35	01/25/22 23:35	
1,1-Dichloropropene	ug/L	ND	0.50	0.43	01/25/22 23:35	
1,2,3-Trichlorobenzene	ug/L	ND	2.0	0.81	01/25/22 23:35	
1,2,3-Trichloropropane	ug/L	ND	0.50	0.26	01/25/22 23:35	
1,2,4-Trichlorobenzene	ug/L	ND	2.0	0.64	01/25/22 23:35	
1,2,4-Trimethylbenzene	ug/L	ND	0.50	0.50	01/25/22 23:35	
1,2-Dibromo-3-chloropropane	ug/L	ND	1.0	0.34	01/25/22 23:35	
1,2-Dibromoethane (EDB)	ug/L	ND	0.50	0.27	01/25/22 23:35	
1,2-Dichlorobenzene	ug/L	ND	0.50	0.34	01/25/22 23:35	
1,2-Dichloroethane	ug/L	ND	0.50	0.32	01/25/22 23:35	
1,2-Dichloropropane	ug/L	ND	0.50	0.36	01/25/22 23:35	
1,3,5-Trimethylbenzene	ug/L	ND	0.50	0.33	01/25/22 23:35	
1,3-Dichlorobenzene	ug/L	ND	0.50	0.34	01/25/22 23:35	
1,3-Dichloropropane	ug/L	ND	0.50	0.28	01/25/22 23:35	
1,4-Dichlorobenzene	ug/L	ND	0.50	0.33	01/25/22 23:35	
2,2-Dichloropropane	ug/L	ND	0.50	0.39	01/25/22 23:35	
2-Chlorotoluene	ug/L	ND	0.50	0.32	01/25/22 23:35	
4-Chlorotoluene	ug/L	ND	0.50	0.32	01/25/22 23:35	
Benzene	ug/L	ND	0.50	0.34	01/25/22 23:35	
Bromobenzene	ug/L	ND	0.50	0.29	01/25/22 23:35	
Bromochloromethane	ug/L	ND	0.50	0.47	01/25/22 23:35	
Bromodichloromethane	ug/L	ND	0.50	0.31	01/25/22 23:35	
Bromoform	ug/L	ND	0.50	0.34	01/25/22 23:35	
Bromomethane	ug/L	ND	5.0	1.7	01/25/22 23:35	
Carbon tetrachloride	ug/L	ND	0.50	0.33	01/25/22 23:35	
Chlorobenzene	ug/L	ND	0.50	0.28	01/25/22 23:35	
Chloroethane	ug/L	ND	1.0	0.65	01/25/22 23:35	
Chloroform	ug/L	ND	0.50	0.35	01/25/22 23:35	
Chloromethane	ug/L	ND	1.0	0.54	01/25/22 23:35	
cis-1,2-Dichloroethene	ug/L	ND	0.50	0.38	01/25/22 23:35	
cis-1,3-Dichloropropene	ug/L	ND	0.50	0.36	01/25/22 23:35	
Dibromochloromethane	ug/L	ND	0.50	0.36	01/25/22 23:35	
Dibromomethane	ug/L	ND	0.50	0.39	01/25/22 23:35	
Dichlorodifluoromethane	ug/L	ND	0.50	0.35	01/25/22 23:35	
Diisopropyl ether	ug/L	ND	0.50	0.31	01/25/22 23:35	

Results presented on this page are in the units indicated by the "Units" column except where an alternate unit is presented to the right of the result.

REPORT OF LABORATORY ANALYSIS

This report shall not be reproduced, except in full,
without the written consent of Pace Analytical Services, LLC.

Pace Analytical Services, LLC
9800 Kincey Ave. Suite 100
Huntersville, NC 28078
(704)875-9092

QUALITY CONTROL DATA

Project: 2020-L1-2448
Pace Project No.: 92584301

METHOD BLANK: 3526891 Matrix: Water
Associated Lab Samples: 92584301001

Parameter	Units	Blank Result	Reporting Limit	MDL	Analyzed	Qualifiers
Ethanol	ug/L	ND	200	72.2	01/25/22 23:35	
Ethylbenzene	ug/L	ND	0.50	0.30	01/25/22 23:35	
Hexachloro-1,3-butadiene	ug/L	ND	2.0	1.5	01/25/22 23:35	
Isopropylbenzene (Cumene)	ug/L	ND	0.50	0.33	01/25/22 23:35	
m&p-Xylene	ug/L	ND	1.0	0.71	01/25/22 23:35	
Methyl-tert-butyl ether	ug/L	ND	0.50	0.42	01/25/22 23:35	
Methylene Chloride	ug/L	6.5	2.0	2.0	01/25/22 23:35	
n-Butylbenzene	ug/L	ND	0.50	0.49	01/25/22 23:35	
n-Propylbenzene	ug/L	ND	0.50	0.34	01/25/22 23:35	
Naphthalene	ug/L	ND	2.0	0.64	01/25/22 23:35	
o-Xylene	ug/L	ND	0.50	0.34	01/25/22 23:35	
sec-Butylbenzene	ug/L	ND	0.50	0.40	01/25/22 23:35	
Styrene	ug/L	ND	0.50	0.29	01/25/22 23:35	
tert-Butylbenzene	ug/L	ND	0.50	0.32	01/25/22 23:35	
Tetrachloroethene	ug/L	ND	0.50	0.29	01/25/22 23:35	
Toluene	ug/L	ND	0.50	0.48	01/25/22 23:35	
trans-1,2-Dichloroethene	ug/L	ND	0.50	0.40	01/25/22 23:35	
trans-1,3-Dichloropropene	ug/L	ND	0.50	0.36	01/25/22 23:35	
Trichloroethene	ug/L	ND	0.50	0.38	01/25/22 23:35	
Trichlorofluoromethane	ug/L	ND	1.0	0.30	01/25/22 23:35	
Vinyl chloride	ug/L	ND	1.0	0.39	01/25/22 23:35	
1,2-Dichloroethane-d4 (S)	%	100	70-130		01/25/22 23:35	
4-Bromofluorobenzene (S)	%	101	70-130		01/25/22 23:35	
Toluene-d8 (S)	%	102	70-130		01/25/22 23:35	

LABORATORY CONTROL SAMPLE: 3526892

Parameter	Units	Spike Conc.	LCS Result	LCS % Rec	% Rec Limits	Qualifiers
1,1,1,2-Tetrachloroethane	ug/L	50	55.3	111	60-140	
1,1,1-Trichloroethane	ug/L	50	51.2	102	60-140	
1,1,2,2-Tetrachloroethane	ug/L	50	52.2	104	60-140	
1,1,2-Trichloroethane	ug/L	50	49.3	99	60-140	
1,1-Dichloroethane	ug/L	50	50.8	102	60-140	
1,1-Dichloroethene	ug/L	50	54.9	110	60-140	
1,1-Dichloropropene	ug/L	50	53.9	108	60-140	
1,2,3-Trichlorobenzene	ug/L	50	54.7	109	60-140	
1,2,3-Trichloropropane	ug/L	50	49.7	99	60-140	
1,2,4-Trichlorobenzene	ug/L	50	54.4	109	60-140	
1,2,4-Trimethylbenzene	ug/L	50	54.6	109	60-140	
1,2-Dibromo-3-chloropropane	ug/L	50	59.8	120	60-140	
1,2-Dibromoethane (EDB)	ug/L	50	54.8	110	60-140	
1,2-Dichlorobenzene	ug/L	50	52.3	105	60-140	
1,2-Dichloroethane	ug/L	50	48.0	96	60-140	
1,2-Dichloropropane	ug/L	50	53.2	106	60-140	

Results presented on this page are in the units indicated by the "Units" column except where an alternate unit is presented to the right of the result.

REPORT OF LABORATORY ANALYSIS

This report shall not be reproduced, except in full,
without the written consent of Pace Analytical Services, LLC.

Pace Analytical Services, LLC
9800 Kincey Ave. Suite 100
Huntersville, NC 28078
(704)875-9092

QUALITY CONTROL DATA

Project: 2020-L1-2448
Pace Project No.: 92584301

LABORATORY CONTROL SAMPLE: 3526892

Parameter	Units	Spike Conc.	LCS Result	LCS % Rec	% Rec Limits	Qualifiers
1,3,5-Trimethylbenzene	ug/L	50	54.1	108	60-140	
1,3-Dichlorobenzene	ug/L	50	51.8	104	60-140	
1,3-Dichloropropane	ug/L	50	53.7	107	60-140	
1,4-Dichlorobenzene	ug/L	50	52.7	105	60-140	
2,2-Dichloropropane	ug/L	50	52.8	106	60-140	
2-Chlorotoluene	ug/L	50	53.6	107	60-140	
4-Chlorotoluene	ug/L	50	50.3	101	60-140	
Benzene	ug/L	50	50.3	101	60-140	
Bromobenzene	ug/L	50	52.2	104	60-140	
Bromochloromethane	ug/L	50	51.4	103	60-140	
Bromodichloromethane	ug/L	50	51.0	102	60-140	
Bromoform	ug/L	50	55.5	111	60-140	
Bromomethane	ug/L	50	45.5	91	60-140	
Carbon tetrachloride	ug/L	50	51.6	103	60-140	
Chlorobenzene	ug/L	50	50.2	100	60-140	
Chloroethane	ug/L	50	48.7	97	60-140	
Chloroform	ug/L	50	45.1	90	60-140	
Chloromethane	ug/L	50	47.2	94	60-140	
cis-1,2-Dichloroethene	ug/L	50	49.1	98	60-140	
cis-1,3-Dichloropropene	ug/L	50	53.9	108	60-140	
Dibromochloromethane	ug/L	50	57.3	115	60-140	
Dibromomethane	ug/L	50	48.3	97	60-140	
Dichlorodifluoromethane	ug/L	50	44.8	90	60-140	
Diisopropyl ether	ug/L	50	51.7	103	60-140	
Ethanol	ug/L	2000	2180	109	60-140	
Ethylbenzene	ug/L	50	50.7	101	60-140	
Hexachloro-1,3-butadiene	ug/L	50	55.3	111	60-140	
Isopropylbenzene (Cumene)	ug/L	50	51.2	102	60-140	
m&p-Xylene	ug/L	100	99.6	100	60-140	
Methyl-tert-butyl ether	ug/L	50	53.4	107	60-140	
Methylene Chloride	ug/L	50	50.1	100	60-140	
n-Butylbenzene	ug/L	50	54.6	109	60-140	
n-Propylbenzene	ug/L	50	51.9	104	60-140	
Naphthalene	ug/L	50	55.8	112	60-140	
o-Xylene	ug/L	50	50.0	100	60-140	
sec-Butylbenzene	ug/L	50	52.4	105	60-140	
Styrene	ug/L	50	52.2	104	60-140	
tert-Butylbenzene	ug/L	50	44.3	89	60-140	
Tetrachloroethene	ug/L	50	51.6	103	60-140	
Toluene	ug/L	50	46.6	93	60-140	
trans-1,2-Dichloroethene	ug/L	50	52.5	105	60-140	
trans-1,3-Dichloropropene	ug/L	50	51.6	103	60-140	
Trichloroethene	ug/L	50	51.1	102	60-140	
Trichlorofluoromethane	ug/L	50	43.8	88	60-140	
Vinyl chloride	ug/L	50	49.0	98	60-140	
1,2-Dichloroethane-d4 (S)	%			98	70-130	
4-Bromofluorobenzene (S)	%			97	70-130	

Results presented on this page are in the units indicated by the "Units" column except where an alternate unit is presented to the right of the result.

REPORT OF LABORATORY ANALYSIS

This report shall not be reproduced, except in full,
without the written consent of Pace Analytical Services, LLC.

Pace Analytical Services, LLC
9800 Kincey Ave. Suite 100
Huntersville, NC 28078
(704)875-9092

QUALITY CONTROL DATA

Project: 2020-L1-2448
Pace Project No.: 92584301

LABORATORY CONTROL SAMPLE: 3526892

Parameter	Units	Spike Conc.	LCS Result	LCS % Rec	% Rec Limits	Qualifiers
Toluene-d8 (S)	%			96	70-130	

MATRIX SPIKE & MATRIX SPIKE DUPLICATE: 3529564 3529565

Parameter	Units	92584315001 Result	MS Spike Conc.	MSD Spike Conc.	MS Result	MSD Result	MS % Rec	MSD % Rec	% Rec Limits	RPD	Max RPD	Qual
1,1,1,2-Tetrachloroethane	ug/L	ND	20	20	22.0	22.3	110	112	60-140	1	30	
1,1,1-Trichloroethane	ug/L	ND	20	20	18.9	19.4	94	97	60-140	3	30	
1,1,2,2-Tetrachloroethane	ug/L	ND	20	20	21.2	21.8	106	109	60-140	3	30	
1,1,2-Trichloroethane	ug/L	ND	20	20	21.2	21.1	106	106	60-140	1	30	
1,1-Dichloroethane	ug/L	ND	20	20	18.2	19.1	91	95	60-140	4	30	
1,1-Dichloroethene	ug/L	ND	20	20	17.0	17.7	85	88	60-140	4	30	
1,1-Dichloropropene	ug/L	ND	20	20	18.5	19.6	92	98	60-140	6	30	
1,2,3-Trichlorobenzene	ug/L	ND	20	20	19.6	20.5	98	103	60-140	4	30	
1,2,3-Trichloropropane	ug/L	ND	20	20	19.7	19.9	99	100	60-140	1	30	
1,2,4-Trichlorobenzene	ug/L	ND	20	20	19.8	20.9	99	104	60-140	5	30	
1,2,4-Trimethylbenzene	ug/L	ND	20	20	19.6	20.0	98	100	60-140	2	30	
1,2-Dibromo-3-chloropropane	ug/L	ND	20	20	23.0	23.3	115	117	60-140	2	30	
1,2-Dibromoethane (EDB)	ug/L	ND	20	20	21.0	21.2	105	106	60-140	1	30	
1,2-Dichlorobenzene	ug/L	ND	20	20	18.7	19.6	93	98	60-140	5	30	
1,2-Dichloroethane	ug/L	ND	20	20	19.1	19.6	96	98	60-140	3	30	
1,2-Dichloropropane	ug/L	ND	20	20	20.3	20.1	102	101	60-140	1	30	
1,3,5-Trimethylbenzene	ug/L	ND	20	20	20.2	20.3	101	102	60-140	1	30	
1,3-Dichlorobenzene	ug/L	ND	20	20	19.6	20.0	98	100	60-140	2	30	
1,3-Dichloropropane	ug/L	ND	20	20	21.0	21.4	105	107	60-140	2	30	
1,4-Dichlorobenzene	ug/L	ND	20	20	18.8	19.3	94	96	60-140	3	30	
2,2-Dichloropropane	ug/L	ND	20	20	19.0	19.6	95	98	60-140	3	30	
2-Chlorotoluene	ug/L	ND	20	20	19.8	20.5	99	102	60-140	3	30	
4-Chlorotoluene	ug/L	ND	20	20	19.2	19.6	96	98	60-140	2	30	
Benzene	ug/L	ND	20	20	18.4	18.8	92	94	60-140	2	30	
Bromobenzene	ug/L	ND	20	20	20.2	20.8	101	104	60-140	3	30	
Bromochloromethane	ug/L	ND	20	20	18.9	19.3	95	97	60-140	2	30	
Bromodichloromethane	ug/L	ND	20	20	21.3	21.1	107	106	60-140	1	30	
Bromoform	ug/L	ND	20	20	21.6	22.4	108	112	60-140	4	30	
Bromomethane	ug/L	ND	20	20	23.6	26.3	118	131	60-140	11	30	IH
Carbon tetrachloride	ug/L	ND	20	20	19.3	20.3	97	102	60-140	5	30	
Chlorobenzene	ug/L	ND	20	20	20.4	20.8	102	104	60-140	2	30	
Chloroethane	ug/L	ND	20	20	19.7	20.7	98	104	60-140	5	30	
Chloroform	ug/L	ND	20	20	17.8	18.5	89	93	60-140	4	30	
Chloromethane	ug/L	ND	20	20	18.9	19.5	94	98	60-140	3	30	
cis-1,2-Dichloroethene	ug/L	ND	20	20	18.8	19.1	94	96	60-140	2	30	
cis-1,3-Dichloropropene	ug/L	ND	20	20	20.9	21.1	104	106	60-140	1	30	
Dibromochloromethane	ug/L	ND	20	20	20.7	21.1	104	106	60-140	2	30	
Dibromomethane	ug/L	ND	20	20	21.1	20.0	105	100	60-140	5	30	

Results presented on this page are in the units indicated by the "Units" column except where an alternate unit is presented to the right of the result.

REPORT OF LABORATORY ANALYSIS

This report shall not be reproduced, except in full,
without the written consent of Pace Analytical Services, LLC.

Pace Analytical Services, LLC
9800 Kincey Ave. Suite 100
Huntersville, NC 28078
(704)875-9092

QUALITY CONTROL DATA

Project: 2020-L1-2448
Pace Project No.: 92584301

MATRIX SPIKE & MATRIX SPIKE DUPLICATE: 3529564 3529565

Parameter	Units	92584315001 Result	MS Spike Conc.	MSD Spike Conc.	MS Result	MSD Result	MS % Rec	MSD % Rec	% Rec Limits	RPD	Max RPD	Qual
Dichlorodifluoromethane	ug/L	ND	20	20	23.5	24.3	118	121	60-140	3	30	
Diisopropyl ether	ug/L	ND	20	20	17.9	18.0	89	90	60-140	1	30	
Ethanol	ug/L	ND	800	800	784	836	98	104	60-140	6	30	
Ethylbenzene	ug/L	ND	20	20	20.3	20.8	102	104	60-140	2	30	
Hexachloro-1,3-butadiene	ug/L	ND	20	20	24.1	24.4	120	122	60-140	1	30	
Isopropylbenzene (Cumene)	ug/L	ND	20	20	20.9	21.3	105	107	60-140	2	30	
m&p-Xylene	ug/L	ND	40	40	40.8	41.0	102	103	60-140	1	30	
Methyl-tert-butyl ether	ug/L	ND	20	20	17.8	18.4	89	92	60-140	3	30	
Methylene Chloride	ug/L	ND	20	20	21.8	22.6	109	113	60-140	4	30	
n-Butylbenzene	ug/L	ND	20	20	20.3	20.7	102	103	60-140	2	30	
n-Propylbenzene	ug/L	ND	20	20	20.3	20.8	101	104	60-140	2	30	
Naphthalene	ug/L	ND	20	20	17.9	18.3	89	92	60-140	3	30	
o-Xylene	ug/L	ND	20	20	21.0	21.7	105	108	60-140	3	30	
sec-Butylbenzene	ug/L	ND	20	20	20.5	21.5	103	108	60-140	5	30	
Styrene	ug/L	ND	20	20	20.3	20.9	102	104	60-140	3	30	
tert-Butylbenzene	ug/L	ND	20	20	17.6	18.0	88	90	60-140	2	30	
Tetrachloroethene	ug/L	ND	20	20	20.0	20.5	100	102	60-140	2	30	
Toluene	ug/L	ND	20	20	19.5	19.8	97	99	60-140	2	30	
trans-1,2-Dichloroethene	ug/L	ND	20	20	18.5	18.8	93	94	60-140	1	30	
trans-1,3-Dichloropropene	ug/L	ND	20	20	21.7	21.2	109	106	60-140	2	30	
Trichloroethene	ug/L	ND	20	20	19.3	19.9	97	99	60-140	3	30	
Trichlorofluoromethane	ug/L	ND	20	20	15.8	17.1	79	86	60-140	8	30	
Vinyl chloride	ug/L	ND	20	20	18.5	19.9	92	100	60-140	7	30	
1,2-Dichloroethane-d4 (S)	%						97	98	70-130			
4-Bromofluorobenzene (S)	%						100	100	70-130			
Toluene-d8 (S)	%						102	99	70-130			

Results presented on this page are in the units indicated by the "Units" column except where an alternate unit is presented to the right of the result.

REPORT OF LABORATORY ANALYSIS

This report shall not be reproduced, except in full,
without the written consent of Pace Analytical Services, LLC.

Pace Analytical Services, LLC
9800 Kincey Ave. Suite 100
Huntersville, NC 28078
(704)875-9092

QUALIFIERS

Project: 2020-L1-2448
Pace Project No.: 92584301

DEFINITIONS

DF - Dilution Factor, if reported, represents the factor applied to the reported data due to dilution of the sample aliquot.

ND - Not Detected at or above adjusted reporting limit.

TNTC - Too Numerous To Count

J - Estimated concentration above the adjusted method detection limit and below the adjusted reporting limit.

MDL - Adjusted Method Detection Limit.

PQL - Practical Quantitation Limit.

RL - Reporting Limit - The lowest concentration value that meets project requirements for quantitative data with known precision and bias for a specific analyte in a specific matrix.

S - Surrogate

1,2-Diphenylhydrazine decomposes to and cannot be separated from Azobenzene using Method 8270. The result for each analyte is a combined concentration.

Consistent with EPA guidelines, unrounded data are displayed and have been used to calculate % recovery and RPD values.

LCS(D) - Laboratory Control Sample (Duplicate)

MS(D) - Matrix Spike (Duplicate)

DUP - Sample Duplicate

RPD - Relative Percent Difference

NC - Not Calculable.

SG - Silica Gel - Clean-Up

U - Indicates the compound was analyzed for, but not detected.

Acid preservation may not be appropriate for 2 Chloroethylvinyl ether.

A separate vial preserved to a pH of 4-5 is recommended in SW846 Chapter 4 for the analysis of Acrolein and Acrylonitrile by EPA Method 8260.

N-Nitrosodiphenylamine decomposes and cannot be separated from Diphenylamine using Method 8270. The result reported for each analyte is a combined concentration.

Reported results are not rounded until the final step prior to reporting. Therefore, calculated parameters that are typically reported as "Total" may vary slightly from the sum of the reported component parameters.

Pace Analytical is TNI accredited. Contact your Pace PM for the current list of accredited analytes.

TNI - The NELAC Institute.

ANALYTE QUALIFIERS

IH	This analyte exceeded secondary source verification criteria high for the initial calibration. The reported results should be considered an estimated value.
N2	The lab does not hold NELAC/TNI accreditation for this parameter but other accreditations/certifications may apply. A complete list of accreditations/certifications is available upon request.

This report shall not be reproduced, except in full,
without the written consent of Pace Analytical Services, LLC.

Pace Analytical Services, LLC
9800 Kincey Ave. Suite 100
Huntersville, NC 28078
(704)875-9092

QUALITY CONTROL DATA CROSS REFERENCE TABLE

Project: 2020-L1-2448
Pace Project No.: 92584301

Lab ID	Sample ID	QC Batch Method	QC Batch	Analytical Method	Analytical Batch
92584301001	**13800_HC_RD**	MADEP VPH	673789		
92584301001	**13800_HC_RD**	EPA 3010A	673983	EPA 6010D	674125
92584301001	**13800_HC_RD**	SM 6200B	673797		

This report shall not be reproduced, except in full,
without the written consent of Pace Analytical Services, LLC.

Pace Analytical

CHAIN-OF-CUSTODY Analytical Request Document

Chain-of-Custody is a LEGAL DOCUMENT - Complete all relevent fields

LAB USE ... WO# : 92584301 ... umber or

92584301

Contain...

Company: Apex Companies	Billing Information:
Address:	
Report To: Andrew Street	Email To: andrew.street@apexcos.com
Copy To:	Site Collection Info/Address: 13800 Huntersville Concord Rd.
Customer Project Name/Number: 2020-L1-2448	State: NC County/City: Huntersville Time Zone Collected: [ ] PT [ ] MT [ ] CT [ ] ET
Phone: Email:	Site/Facility ID #:
Compliance Monitoring? [ ] Yes [ ] No	
Collected By (print): Matt T.	Purchase Order #: Quote #:
DW PWS ID #: DW Location Code:	
Collected By (signature): Rex	Turnaround Date Required: ASAP
Immediately Packed on Ice: [ ] Yes [ ] No	
Sample Disposal: [ ] Dispose as appropriate [ ] Return [ ] Archive: ____ [ ] Hold: ____	Rush: [ ] Same Day [ ] Next Day [ ] 2 Day [ ] 3 Day [ ] 4 Day [ ] 5 Day (Expedite Charges Apply)
Field Filtered (if applicable): [ ] Yes [ ] No Analysis: ____	

** Preservative Types: (1) nitric acid, (2) sulfuric acid, (3) hydrochloric acid, (4) sodium hydroxide, (5) zinc acetate, (6) methanol, (7) sodium bisulfate, (8) sodium thiosulfate, (9) hexane, (A) ascorbic acid, (B) ammonium sulfate, (C) ammonium hydroxide, (D) TSP, (U) Unpreserved, (O) Other ____

* Matrix Codes (Insert in Matrix box below): Drinking Water (DW), Ground Water (GW), Wastewater (WW), Product (P), Soil/Solid (SL), Oil (OL), Wipe (WP), Air (AR), Tissue (TS), Bioassay (B), Vapor (V), Other (OT)

Analyses

Customer Sample ID	Matrix *	Comp / Grab	Collected (or Composite Start) Date	Collected (or Composite Start) Time	Composite End Date	Composite End Time	Res Cl	# of Ctns	VOCs 6200B	MADEP VPH	LEAD							
13800_HC_RD	DW	G	1-25-22	0905				8	X	X	X							

Lab Profile/Line:

Lab Sample Receipt Checklist:

Custody Seals Present/Intact	Y (N) NA
Custody Signatures Present	Y (N) NA
Collector Signature Present	(Y) N NA
Bottles Intact	(Y) N NA
Correct Bottles	(Y) N NA
Sufficient Volume	(Y) N NA
Samples Received on Ice	(Y) N NA
VOA - Headspace Acceptable	Y (N) NA
USDA Regulated Soils	Y N (NA)
Samples in Holding Time	(Y) N NA
Residual Chlorine Present	Y N NA
Cl Strips: ____	
Sample pH Acceptable	Y N NA
pH Strips: ____	
Sulfide Present	Y N NA
Lead Acetate Strips: ____	

LAB USE ONLY:
Lab Sample # / Comments:

92584301
001

Customer Remarks / Special Conditions / Possible Hazards:

Type of Ice Used: Wet Blue Dry None

Packing Material Used:

Radchem sample(s) screened (<500 cpm): Y N NA

SHORT HOLDS PRESENT (<72 hours): Y N N/A

Lab Tracking #: 2632575

Samples received via: FEDEX UPS Client Courier Pace Courier

Lab Sample Temperature Info:
Temp Blank Received: Y (N) NA
Therm ID#: 921064
Cooler 1 Temp Upon Receipt: 4.7 oC
Cooler 1 Therm Corr. Factor: ____ oC
Cooler 1 Corrected Temp: ____ oC
Comments:

Relinquished by/Company: (Signature)	Date/Time:	Received by/Company: (Signature)	Date/Time:
Rex / Apex	1-25-22 / 1116	J B Pace HVL	1/25/22 1116
Relinquished by/Company: (Signature)	Date/Time:	Received by/Company: (Signature)	Date/Time:
Relinquished by/Company: (Signature)	Date/Time:	Received by/Company: (Signature)	Date/Time:

MTJL LAB USE ONLY
Table #:
Acctnum:
Template:
Prelogin:
PM:
PB:

Trip Blank Received: Y (N) NA
HCL MeOH TSP Other

Non Conformance(s): YES / NO

Page: ____ of: ____

***Check mark top half of box if pH and/or dechlorination is verified and within the acceptance range for preservation samples.**

Exceptions: VOA, Coliform, TOC, Oil and Grease, DRO/8015 (water) DOC, LLHg

****Bottom half of box is to list number of bottles**

Project # **WO# : 92584301**

PM: AMB Due Date: 02/01/22

CLIENT: 92-APEX MOOR

Item#	BP4U-125 mL Plastic Unpreserved (N/A) (Cl-)	BP3U-250 mL Plastic Unpreserved (N/A)	BP2U-500 mL Plastic Unpreserved (N/A)	BP1U-1 liter Plastic Unpreserved (N/A)	BP4S-125 mL Plastic H2SO4 (pH < 2) (Cl-)	BP3N-250 mL plastic HNO3 (pH < 2)	BP4Z-125 mL Plastic ZN Acetate & NaOH (>9)	BP4B-125 mL Plastic NaOH (pH > 12) (Cl-)	WGFU-Wide-mouthed Glass jar Unpreserved	AG1U-1 liter Amber Unpreserved (N/A) (Cl-)	AG1H-1 liter Amber HCl (pH < 2)	AG3U-250 mL Amber Unpreserved (N/A) (Cl-)	AG1S-1 liter Amber H2SO4 (pH < 2)	AG3S-250 mL Amber H2SO4 (pH < 2)	AG3A(DG3A)-250 mL Amber NH4Cl (N/A)(Cl-)	DG9H-40 mL VOA HCl (N/A)	VG9T-40 mL VOA Na2S2O3 (N/A)	VG9U-40 mL VOA Unpreserved (N/A)	DG9P-40 mL VOA H3PO4 (N/A)	VOAK (3 vials per kit)-5035 kit (N/A)	V/GK (3 vials per kit)-VPH/Gas kit (N/A)	SPST-125 mL Sterile Plastic (N/A – lab)	SP2T-250 mL Sterile Plastic (N/A – lab)		BP3A-250 mL Plastic (NH2)2SO4 (9.3-9.7)	AG0U-100 mL Amber Unpreserved vials (N/A)	VSGU-20 mL Scintillation vials (N/A)	DG9U-40 mL Amber Unpreserved vials (N/A)
1						1										1												
2																												
3																												
4																												
5																												
6																												
7																												
8																												
9																												
10																												
11																												
12																												

pH Adjustment Log for Preserved Samples

Sample ID	Type of Preservative	pH upon receipt	Date preservation adjusted	Time preservation adjusted	Amount of Preservative added	Lot #

Note: Whenever there is a discrepancy affecting North Carolina compliance samples, a copy of this form will be sent to the North Carolina DEHNR Certification Office (i.e. Out of hold, incorrect preservative, out of temp, incorrect containers.

Pace Analytical Services, LLC
9800 Kincey Ave. Suite 100
Huntersville, NC 28078
(704)875-9092

January 31, 2022

Andrew Street
Apex Companies - NC
5900 Northwoods Business Pkwy
Suite 5900-0
Charlotte, NC 28269

RE: Project: 2020-L1-2448
Pace Project No.: 92584315

Dear Andrew Street:

Enclosed are the analytical results for sample(s) received by the laboratory on January 25, 2022. The results relate only to the samples included in this report. Results reported herein conform to the applicable TNI/NELAC Standards and the laboratory's Quality Manual, where applicable, unless otherwise noted in the body of the report.

The test results provided in this final report were generated by each of the following laboratories within the Pace Network:

- Pace Analytical Services - Asheville
- Pace Analytical Services - Charlotte

If you have any questions concerning this report, please feel free to contact me.

Sincerely,

Vivian E. Sipe for
Angela Baioni
angela.baioni@pacelabs.com
(704)875-9092
Project Manager

Enclosures

cc: J Culbreath, Colonial Pipeline Company
Naomi Fretz, APEX Companies, LLC
Robert Hughes, Colonial Pipeline
Cameron Lee, Montrose-EPS
Jamie Moran, APEX Companies, LLC
Jeff Morrison, Colonial Pipeline Company
Tom Naumann, APEX Companies - NC
Joe Nicolette, Montrose-EPS
Kaitlyn Nootens, Apex Companies
Christopher Schultz, Apex Companies
Matt Teixeira, Apex Companies, LLC
Michael Verdon, Colonial Pipeline Company
JM Wyatt, Colonial Pipeline Company

REPORT OF LABORATORY ANALYSIS

This report shall not be reproduced, except in full,
without the written consent of Pace Analytical Services, LLC.

Pace Analytical Services, LLC
9800 Kincey Ave. Suite 100
Huntersville, NC 28078
(704)875-9092

CERTIFICATIONS

Project: 2020-L1-2448
Pace Project No.: 92584315

Pace Analytical Services Charlotte

South Carolina Laboratory ID: 99006
9800 Kincey Ave. Ste 100, Huntersville, NC 28078
North Carolina Drinking Water Certification #: 37706
North Carolina Field Services Certification #: 5342
North Carolina Wastewater Certification #: 12
South Carolina Laboratory ID: 99006
South Carolina Certification #: 99006001
South Carolina Drinking Water Cert. #: 99006003
Florida/NELAP Certification #: E87627
Kentucky UST Certification #: 84
Louisiana DoH Drinking Water #: LA029
Virginia/VELAP Certification #: 460221

Pace Analytical Services Asheville

2225 Riverside Drive, Asheville, NC 28804
Florida/NELAP Certification #: E87648
North Carolina Drinking Water Certification #: 37712
North Carolina Wastewater Certification #: 40
South Carolina Laboratory ID: 99030
South Carolina Certification #: 99030001
Virginia/VELAP Certification #: 460222

This report shall not be reproduced, except in full,
without the written consent of Pace Analytical Services, LLC.

Pace Analytical Services, LLC
9800 Kincey Ave. Suite 100
Huntersville, NC 28078
(704)875-9092

SAMPLE SUMMARY

Project: 2020-L1-2448
Pace Project No.: 92584315

Lab ID	Sample ID	Matrix	Date Collected	Date Received
92584315001	**Dup-1**	Water	01/25/22 00:00	01/25/22 11:10
92584315002	**FB-1**	Water	01/25/22 00:00	01/25/22 11:10
92584315003	**Trip Blank**	Water	01/25/22 00:00	01/25/22 11:10

This report shall not be reproduced, except in full,
without the written consent of Pace Analytical Services, LLC.

Pace Analytical Services, LLC
9800 Kincey Ave. Suite 100
Huntersville, NC 28078
(704)875-9092

SAMPLE ANALYTE COUNT

Project: 2020-L1-2448
Pace Project No.: 92584315

Lab ID	Sample ID	Method	Analysts	Analytes Reported	Laboratory
92584315001	**Dup-1**	MADEP VPH	MAD	6	PASI-C
		EPA 6010D	CBV	1	PASI-A
		SM 6200B	NSCQ	64	PASI-C
92584315002	**FB-1**	MADEP VPH	MAD	6	PASI-C
		EPA 6010D	CBV	1	PASI-A
		SM 6200B	NSCQ	64	PASI-C
92584315003	**Trip Blank**	SM 6200B	NSCQ	64	PASI-C

PASI-A = Pace Analytical Services - Asheville
PASI-C = Pace Analytical Services - Charlotte

This report shall not be reproduced, except in full,
without the written consent of Pace Analytical Services, LLC.

Pace Analytical Services, LLC
9800 Kincey Ave. Suite 100
Huntersville, NC 28078
(704)875-9092

ANALYTICAL RESULTS

Project: 2020-L1-2448
Pace Project No.: 92584315

Sample: Dup-1 **Lab ID: 92584315001** Collected: 01/25/22 00:00 Received: 01/25/22 11:10 Matrix: Water

Parameters	Results	Units	Report Limit	MDL	DF	Prepared	Analyzed	CAS No.	Qual
VPH NC Water	Analytical Method: MADEP VPH Pace Analytical Services - Charlotte								
Total VPH (C5-C12)	ND	ug/L	50.0	50.0	1		01/25/22 18:53		N2
Aliphatic (C05-C08)	ND	ug/L	50.0	50.0	1		01/25/22 18:53		N2
Aliphatic(C09-C12) Adjusted	ND	ug/L	50.0	50.0	1		01/25/22 18:53		N2
Aromatic (C09-C10)	ND	ug/L	50.0	50.0	1		01/25/22 18:53		N2
Surrogates									
4-Bromofluorobenzene (FID) (S)	102	%	70-130		1		01/25/22 18:53	460-00-4	
4-Bromofluorobenzene (PID) (S)	101	%	70-130		1		01/25/22 18:53	460-00-4	
6010 MET ICP	Analytical Method: EPA 6010D Preparation Method: EPA 3010A Pace Analytical Services - Asheville								
Lead	ND	ug/L	5.0	4.5	1	01/26/22 14:30	01/29/22 19:12	7439-92-1	
6200B MSV	Analytical Method: SM 6200B Pace Analytical Services - Charlotte								
Benzene	ND	ug/L	0.50	0.34	1		01/26/22 02:13	71-43-2	
Bromobenzene	ND	ug/L	0.50	0.29	1		01/26/22 02:13	108-86-1	
Bromochloromethane	ND	ug/L	0.50	0.47	1		01/26/22 02:13	74-97-5	
Bromodichloromethane	ND	ug/L	0.50	0.31	1		01/26/22 02:13	75-27-4	
Bromoform	ND	ug/L	0.50	0.34	1		01/26/22 02:13	75-25-2	
Bromomethane	ND	ug/L	5.0	1.7	1		01/26/22 02:13	74-83-9	
n-Butylbenzene	ND	ug/L	0.50	0.49	1		01/26/22 02:13	104-51-8	
sec-Butylbenzene	ND	ug/L	0.50	0.40	1		01/26/22 02:13	135-98-8	
tert-Butylbenzene	ND	ug/L	0.50	0.32	1		01/26/22 02:13	98-06-6	
Carbon tetrachloride	ND	ug/L	0.50	0.33	1		01/26/22 02:13	56-23-5	
Chlorobenzene	ND	ug/L	0.50	0.28	1		01/26/22 02:13	108-90-7	
Chloroethane	ND	ug/L	1.0	0.65	1		01/26/22 02:13	75-00-3	
Chloroform	ND	ug/L	0.50	0.35	1		01/26/22 02:13	67-66-3	
Chloromethane	ND	ug/L	1.0	0.54	1		01/26/22 02:13	74-87-3	
2-Chlorotoluene	ND	ug/L	0.50	0.32	1		01/26/22 02:13	95-49-8	
4-Chlorotoluene	ND	ug/L	0.50	0.32	1		01/26/22 02:13	106-43-4	
1,2-Dibromo-3-chloropropane	ND	ug/L	1.0	0.34	1		01/26/22 02:13	96-12-8	
Dibromochloromethane	ND	ug/L	0.50	0.36	1		01/26/22 02:13	124-48-1	
1,2-Dibromoethane (EDB)	ND	ug/L	0.50	0.27	1		01/26/22 02:13	106-93-4	
Dibromomethane	ND	ug/L	0.50	0.39	1		01/26/22 02:13	74-95-3	
1,2-Dichlorobenzene	ND	ug/L	0.50	0.34	1		01/26/22 02:13	95-50-1	
1,3-Dichlorobenzene	ND	ug/L	0.50	0.34	1		01/26/22 02:13	541-73-1	
1,4-Dichlorobenzene	ND	ug/L	0.50	0.33	1		01/26/22 02:13	106-46-7	
Dichlorodifluoromethane	ND	ug/L	0.50	0.35	1		01/26/22 02:13	75-71-8	
1,1-Dichloroethane	ND	ug/L	0.50	0.37	1		01/26/22 02:13	75-34-3	
1,2-Dichloroethane	ND	ug/L	0.50	0.32	1		01/26/22 02:13	107-06-2	
1,1-Dichloroethene	ND	ug/L	0.50	0.35	1		01/26/22 02:13	75-35-4	
cis-1,2-Dichloroethene	ND	ug/L	0.50	0.38	1		01/26/22 02:13	156-59-2	
trans-1,2-Dichloroethene	ND	ug/L	0.50	0.40	1		01/26/22 02:13	156-60-5	
1,2-Dichloropropane	ND	ug/L	0.50	0.36	1		01/26/22 02:13	78-87-5	
1,3-Dichloropropane	ND	ug/L	0.50	0.28	1		01/26/22 02:13	142-28-9	

REPORT OF LABORATORY ANALYSIS

This report shall not be reproduced, except in full,
without the written consent of Pace Analytical Services, LLC.

Pace Analytical Services, LLC
9800 Kincey Ave. Suite 100
Huntersville, NC 28078
(704)875-9092

ANALYTICAL RESULTS

Project: 2020-L1-2448
Pace Project No.: 92584315

Sample: Dup-1 **Lab ID: 92584315001** Collected: 01/25/22 00:00 Received: 01/25/22 11:10 Matrix: Water

Parameters	Results	Units	Report Limit	MDL	DF	Prepared	Analyzed	CAS No.	Qual
6200B MSV	Analytical Method: SM 6200B Pace Analytical Services - Charlotte								
2,2-Dichloropropane	ND	ug/L	0.50	0.39	1		01/26/22 02:13	594-20-7	
1,1-Dichloropropene	ND	ug/L	0.50	0.43	1		01/26/22 02:13	563-58-6	
cis-1,3-Dichloropropene	ND	ug/L	0.50	0.36	1		01/26/22 02:13	10061-01-5	
trans-1,3-Dichloropropene	ND	ug/L	0.50	0.36	1		01/26/22 02:13	10061-02-6	
Diisopropyl ether	ND	ug/L	0.50	0.31	1		01/26/22 02:13	108-20-3	
Ethanol	ND	ug/L	200	72.2	1		01/26/22 02:13	64-17-5	
Ethylbenzene	ND	ug/L	0.50	0.30	1		01/26/22 02:13	100-41-4	
Hexachloro-1,3-butadiene	ND	ug/L	2.0	1.5	1		01/26/22 02:13	87-68-3	
Isopropylbenzene (Cumene)	ND	ug/L	0.50	0.33	1		01/26/22 02:13	98-82-8	
Methylene Chloride	ND	ug/L	2.0	2.0	1		01/26/22 02:13	75-09-2	
Methyl-tert-butyl ether	ND	ug/L	0.50	0.42	1		01/26/22 02:13	1634-04-4	
Naphthalene	ND	ug/L	2.0	0.64	1		01/26/22 02:13	91-20-3	
n-Propylbenzene	ND	ug/L	0.50	0.34	1		01/26/22 02:13	103-65-1	
Styrene	ND	ug/L	0.50	0.29	1		01/26/22 02:13	100-42-5	
1,1,1,2-Tetrachloroethane	ND	ug/L	0.50	0.31	1		01/26/22 02:13	630-20-6	
1,1,2,2-Tetrachloroethane	ND	ug/L	0.50	0.22	1		01/26/22 02:13	79-34-5	
Tetrachloroethene	ND	ug/L	0.50	0.29	1		01/26/22 02:13	127-18-4	
Toluene	ND	ug/L	0.50	0.48	1		01/26/22 02:13	108-88-3	
1,2,3-Trichlorobenzene	ND	ug/L	2.0	0.81	1		01/26/22 02:13	87-61-6	
1,2,4-Trichlorobenzene	ND	ug/L	2.0	0.64	1		01/26/22 02:13	120-82-1	
1,1,1-Trichloroethane	ND	ug/L	0.50	0.33	1		01/26/22 02:13	71-55-6	
1,1,2-Trichloroethane	ND	ug/L	0.50	0.32	1		01/26/22 02:13	79-00-5	
Trichloroethene	ND	ug/L	0.50	0.38	1		01/26/22 02:13	79-01-6	
Trichlorofluoromethane	ND	ug/L	1.0	0.30	1		01/26/22 02:13	75-69-4	
1,2,3-Trichloropropane	ND	ug/L	0.50	0.26	1		01/26/22 02:13	96-18-4	
1,2,4-Trimethylbenzene	ND	ug/L	0.50	0.50	1		01/26/22 02:13	95-63-6	
1,3,5-Trimethylbenzene	ND	ug/L	0.50	0.33	1		01/26/22 02:13	108-67-8	
Vinyl chloride	ND	ug/L	1.0	0.39	1		01/26/22 02:13	75-01-4	
m&p-Xylene	ND	ug/L	1.0	0.71	1		01/26/22 02:13	179601-23-1	
o-Xylene	ND	ug/L	0.50	0.34	1		01/26/22 02:13	95-47-6	
Surrogates									
1,2-Dichloroethane-d4 (S)	101	%	70-130		1		01/26/22 02:13	17060-07-0	
4-Bromofluorobenzene (S)	100	%	70-130		1		01/26/22 02:13	460-00-4	
Toluene-d8 (S)	100	%	70-130		1		01/26/22 02:13	2037-26-5	

REPORT OF LABORATORY ANALYSIS

This report shall not be reproduced, except in full,
without the written consent of Pace Analytical Services, LLC.

Pace Analytical Services, LLC
9800 Kincey Ave. Suite 100
Huntersville, NC 28078
(704)875-9092

ANALYTICAL RESULTS

Project: 2020-L1-2448
Pace Project No.: 92584315

Sample: FB-1 **Lab ID: 92584315002** Collected: 01/25/22 00:00 Received: 01/25/22 11:10 Matrix: Water

Parameters	Results	Units	Report Limit	MDL	DF	Prepared	Analyzed	CAS No.	Qual
VPH NC Water	Analytical Method: MADEP VPH Pace Analytical Services - Charlotte								
Total VPH (C5-C12)	ND	ug/L	50.0	50.0	1		01/25/22 19:21		N2
Aliphatic (C05-C08)	ND	ug/L	50.0	50.0	1		01/25/22 19:21		N2
Aliphatic(C09-C12) Adjusted	ND	ug/L	50.0	50.0	1		01/25/22 19:21		N2
Aromatic (C09-C10)	ND	ug/L	50.0	50.0	1		01/25/22 19:21		N2
Surrogates									
4-Bromofluorobenzene (FID) (S)	102	%	70-130		1		01/25/22 19:21	460-00-4	
4-Bromofluorobenzene (PID) (S)	101	%	70-130		1		01/25/22 19:21	460-00-4	
6010 MET ICP	Analytical Method: EPA 6010D Preparation Method: EPA 3010A Pace Analytical Services - Asheville								
Lead	ND	ug/L	5.0	4.5	1	01/26/22 14:30	01/29/22 19:15	7439-92-1	
6200B MSV	Analytical Method: SM 6200B Pace Analytical Services - Charlotte								
Benzene	ND	ug/L	0.50	0.34	1		01/26/22 15:10	71-43-2	
Bromobenzene	ND	ug/L	0.50	0.29	1		01/26/22 15:10	108-86-1	
Bromochloromethane	ND	ug/L	0.50	0.47	1		01/26/22 15:10	74-97-5	
Bromodichloromethane	ND	ug/L	0.50	0.31	1		01/26/22 15:10	75-27-4	
Bromoform	ND	ug/L	0.50	0.34	1		01/26/22 15:10	75-25-2	
Bromomethane	ND	ug/L	5.0	1.7	1		01/26/22 15:10	74-83-9	
n-Butylbenzene	ND	ug/L	0.50	0.49	1		01/26/22 15:10	104-51-8	
sec-Butylbenzene	ND	ug/L	0.50	0.40	1		01/26/22 15:10	135-98-8	
tert-Butylbenzene	ND	ug/L	0.50	0.32	1		01/26/22 15:10	98-06-6	
Carbon tetrachloride	ND	ug/L	0.50	0.33	1		01/26/22 15:10	56-23-5	
Chlorobenzene	ND	ug/L	0.50	0.28	1		01/26/22 15:10	108-90-7	
Chloroethane	ND	ug/L	1.0	0.65	1		01/26/22 15:10	75-00-3	
Chloroform	**1.0**	ug/L	0.50	0.35	1		01/26/22 15:10	67-66-3	
Chloromethane	ND	ug/L	1.0	0.54	1		01/26/22 15:10	74-87-3	
2-Chlorotoluene	ND	ug/L	0.50	0.32	1		01/26/22 15:10	95-49-8	
4-Chlorotoluene	ND	ug/L	0.50	0.32	1		01/26/22 15:10	106-43-4	
1,2-Dibromo-3-chloropropane	ND	ug/L	1.0	0.34	1		01/26/22 15:10	96-12-8	
Dibromochloromethane	ND	ug/L	0.50	0.36	1		01/26/22 15:10	124-48-1	
1,2-Dibromoethane (EDB)	ND	ug/L	0.50	0.27	1		01/26/22 15:10	106-93-4	
Dibromomethane	ND	ug/L	0.50	0.39	1		01/26/22 15:10	74-95-3	
1,2-Dichlorobenzene	ND	ug/L	0.50	0.34	1		01/26/22 15:10	95-50-1	
1,3-Dichlorobenzene	ND	ug/L	0.50	0.34	1		01/26/22 15:10	541-73-1	
1,4-Dichlorobenzene	ND	ug/L	0.50	0.33	1		01/26/22 15:10	106-46-7	
Dichlorodifluoromethane	ND	ug/L	0.50	0.35	1		01/26/22 15:10	75-71-8	
1,1-Dichloroethane	ND	ug/L	0.50	0.37	1		01/26/22 15:10	75-34-3	
1,2-Dichloroethane	ND	ug/L	0.50	0.32	1		01/26/22 15:10	107-06-2	
1,1-Dichloroethene	ND	ug/L	0.50	0.35	1		01/26/22 15:10	75-35-4	
cis-1,2-Dichloroethene	ND	ug/L	0.50	0.38	1		01/26/22 15:10	156-59-2	
trans-1,2-Dichloroethene	ND	ug/L	0.50	0.40	1		01/26/22 15:10	156-60-5	
1,2-Dichloropropane	ND	ug/L	0.50	0.36	1		01/26/22 15:10	78-87-5	
1,3-Dichloropropane	ND	ug/L	0.50	0.28	1		01/26/22 15:10	142-28-9	

REPORT OF LABORATORY ANALYSIS

This report shall not be reproduced, except in full,
without the written consent of Pace Analytical Services, LLC.

Pace Analytical Services, LLC
9800 Kincey Ave. Suite 100
Huntersville, NC 28078
(704)875-9092

ANALYTICAL RESULTS

Project: 2020-L1-2448
Pace Project No.: 92584315

Sample: FB-1 **Lab ID: 92584315002** Collected: 01/25/22 00:00 Received: 01/25/22 11:10 Matrix: Water

Parameters	Results	Units	Report Limit	MDL	DF	Prepared	Analyzed	CAS No.	Qual
6200B MSV	Analytical Method: SM 6200B Pace Analytical Services - Charlotte								
2,2-Dichloropropane	ND	ug/L	0.50	0.39	1		01/26/22 15:10	594-20-7	
1,1-Dichloropropene	ND	ug/L	0.50	0.43	1		01/26/22 15:10	563-58-6	
cis-1,3-Dichloropropene	ND	ug/L	0.50	0.36	1		01/26/22 15:10	10061-01-5	
trans-1,3-Dichloropropene	ND	ug/L	0.50	0.36	1		01/26/22 15:10	10061-02-6	
Diisopropyl ether	ND	ug/L	0.50	0.31	1		01/26/22 15:10	108-20-3	
Ethanol	ND	ug/L	200	72.2	1		01/26/22 15:10	64-17-5	
Ethylbenzene	ND	ug/L	0.50	0.30	1		01/26/22 15:10	100-41-4	
Hexachloro-1,3-butadiene	ND	ug/L	2.0	1.5	1		01/26/22 15:10	87-68-3	
Isopropylbenzene (Cumene)	ND	ug/L	0.50	0.33	1		01/26/22 15:10	98-82-8	
Methylene Chloride	ND	ug/L	2.0	2.0	1		01/26/22 15:10	75-09-2	
Methyl-tert-butyl ether	ND	ug/L	0.50	0.42	1		01/26/22 15:10	1634-04-4	
Naphthalene	ND	ug/L	2.0	0.64	1		01/26/22 15:10	91-20-3	
n-Propylbenzene	ND	ug/L	0.50	0.34	1		01/26/22 15:10	103-65-1	
Styrene	ND	ug/L	0.50	0.29	1		01/26/22 15:10	100-42-5	
1,1,1,2-Tetrachloroethane	ND	ug/L	0.50	0.31	1		01/26/22 15:10	630-20-6	
1,1,2,2-Tetrachloroethane	ND	ug/L	0.50	0.22	1		01/26/22 15:10	79-34-5	
Tetrachloroethene	ND	ug/L	0.50	0.29	1		01/26/22 15:10	127-18-4	
Toluene	ND	ug/L	0.50	0.48	1		01/26/22 15:10	108-88-3	
1,2,3-Trichlorobenzene	ND	ug/L	2.0	0.81	1		01/26/22 15:10	87-61-6	
1,2,4-Trichlorobenzene	ND	ug/L	2.0	0.64	1		01/26/22 15:10	120-82-1	
1,1,1-Trichloroethane	ND	ug/L	0.50	0.33	1		01/26/22 15:10	71-55-6	
1,1,2-Trichloroethane	ND	ug/L	0.50	0.32	1		01/26/22 15:10	79-00-5	
Trichloroethene	ND	ug/L	0.50	0.38	1		01/26/22 15:10	79-01-6	
Trichlorofluoromethane	ND	ug/L	1.0	0.30	1		01/26/22 15:10	75-69-4	
1,2,3-Trichloropropane	ND	ug/L	0.50	0.26	1		01/26/22 15:10	96-18-4	
1,2,4-Trimethylbenzene	ND	ug/L	0.50	0.50	1		01/26/22 15:10	95-63-6	
1,3,5-Trimethylbenzene	ND	ug/L	0.50	0.33	1		01/26/22 15:10	108-67-8	
Vinyl chloride	ND	ug/L	1.0	0.39	1		01/26/22 15:10	75-01-4	
m&p-Xylene	ND	ug/L	1.0	0.71	1		01/26/22 15:10	179601-23-1	
o-Xylene	ND	ug/L	0.50	0.34	1		01/26/22 15:10	95-47-6	
Surrogates									
1,2-Dichloroethane-d4 (S)	100	%	70-130		1		01/26/22 15:10	17060-07-0	
4-Bromofluorobenzene (S)	101	%	70-130		1		01/26/22 15:10	460-00-4	
Toluene-d8 (S)	102	%	70-130		1		01/26/22 15:10	2037-26-5	

REPORT OF LABORATORY ANALYSIS

This report shall not be reproduced, except in full,
without the written consent of Pace Analytical Services, LLC.

Pace Analytical Services, LLC
9800 Kincey Ave. Suite 100
Huntersville, NC 28078
(704)875-9092

ANALYTICAL RESULTS

Project: 2020-L1-2448
Pace Project No.: 92584315

Sample: Trip Blank **Lab ID: 92584315003** Collected: 01/25/22 00:00 Received: 01/25/22 11:10 Matrix: Water

Parameters	Results	Units	Report Limit	MDL	DF	Prepared	Analyzed	CAS No.	Qual
6200B MSV	Analytical Method: SM 6200B Pace Analytical Services - Charlotte								
Benzene	ND	ug/L	0.50	0.34	1		01/26/22 15:28	71-43-2	
Bromobenzene	ND	ug/L	0.50	0.29	1		01/26/22 15:28	108-86-1	
Bromochloromethane	ND	ug/L	0.50	0.47	1		01/26/22 15:28	74-97-5	
Bromodichloromethane	ND	ug/L	0.50	0.31	1		01/26/22 15:28	75-27-4	
Bromoform	ND	ug/L	0.50	0.34	1		01/26/22 15:28	75-25-2	
Bromomethane	ND	ug/L	5.0	1.7	1		01/26/22 15:28	74-83-9	
n-Butylbenzene	ND	ug/L	0.50	0.49	1		01/26/22 15:28	104-51-8	
sec-Butylbenzene	ND	ug/L	0.50	0.40	1		01/26/22 15:28	135-98-8	
tert-Butylbenzene	ND	ug/L	0.50	0.32	1		01/26/22 15:28	98-06-6	
Carbon tetrachloride	ND	ug/L	0.50	0.33	1		01/26/22 15:28	56-23-5	
Chlorobenzene	ND	ug/L	0.50	0.28	1		01/26/22 15:28	108-90-7	
Chloroethane	ND	ug/L	1.0	0.65	1		01/26/22 15:28	75-00-3	
Chloroform	ND	ug/L	0.50	0.35	1		01/26/22 15:28	67-66-3	
Chloromethane	ND	ug/L	1.0	0.54	1		01/26/22 15:28	74-87-3	
2-Chlorotoluene	ND	ug/L	0.50	0.32	1		01/26/22 15:28	95-49-8	
4-Chlorotoluene	ND	ug/L	0.50	0.32	1		01/26/22 15:28	106-43-4	
1,2-Dibromo-3-chloropropane	ND	ug/L	1.0	0.34	1		01/26/22 15:28	96-12-8	
Dibromochloromethane	ND	ug/L	0.50	0.36	1		01/26/22 15:28	124-48-1	
1,2-Dibromoethane (EDB)	ND	ug/L	0.50	0.27	1		01/26/22 15:28	106-93-4	
Dibromomethane	ND	ug/L	0.50	0.39	1		01/26/22 15:28	74-95-3	
1,2-Dichlorobenzene	ND	ug/L	0.50	0.34	1		01/26/22 15:28	95-50-1	
1,3-Dichlorobenzene	ND	ug/L	0.50	0.34	1		01/26/22 15:28	541-73-1	
1,4-Dichlorobenzene	ND	ug/L	0.50	0.33	1		01/26/22 15:28	106-46-7	
Dichlorodifluoromethane	ND	ug/L	0.50	0.35	1		01/26/22 15:28	75-71-8	
1,1-Dichloroethane	ND	ug/L	0.50	0.37	1		01/26/22 15:28	75-34-3	
1,2-Dichloroethane	ND	ug/L	0.50	0.32	1		01/26/22 15:28	107-06-2	
1,1-Dichloroethene	ND	ug/L	0.50	0.35	1		01/26/22 15:28	75-35-4	
cis-1,2-Dichloroethene	ND	ug/L	0.50	0.38	1		01/26/22 15:28	156-59-2	
trans-1,2-Dichloroethene	ND	ug/L	0.50	0.40	1		01/26/22 15:28	156-60-5	
1,2-Dichloropropane	ND	ug/L	0.50	0.36	1		01/26/22 15:28	78-87-5	
1,3-Dichloropropane	ND	ug/L	0.50	0.28	1		01/26/22 15:28	142-28-9	
2,2-Dichloropropane	ND	ug/L	0.50	0.39	1		01/26/22 15:28	594-20-7	
1,1-Dichloropropene	ND	ug/L	0.50	0.43	1		01/26/22 15:28	563-58-6	
cis-1,3-Dichloropropene	ND	ug/L	0.50	0.36	1		01/26/22 15:28	10061-01-5	
trans-1,3-Dichloropropene	ND	ug/L	0.50	0.36	1		01/26/22 15:28	10061-02-6	
Diisopropyl ether	ND	ug/L	0.50	0.31	1		01/26/22 15:28	108-20-3	
Ethanol	ND	ug/L	200	72.2	1		01/26/22 15:28	64-17-5	
Ethylbenzene	ND	ug/L	0.50	0.30	1		01/26/22 15:28	100-41-4	
Hexachloro-1,3-butadiene	ND	ug/L	2.0	1.5	1		01/26/22 15:28	87-68-3	
Isopropylbenzene (Cumene)	ND	ug/L	0.50	0.33	1		01/26/22 15:28	98-82-8	
Methylene Chloride	ND	ug/L	2.0	2.0	1		01/26/22 15:28	75-09-2	
Methyl-tert-butyl ether	ND	ug/L	0.50	0.42	1		01/26/22 15:28	1634-04-4	
Naphthalene	ND	ug/L	2.0	0.64	1		01/26/22 15:28	91-20-3	
n-Propylbenzene	ND	ug/L	0.50	0.34	1		01/26/22 15:28	103-65-1	
Styrene	ND	ug/L	0.50	0.29	1		01/26/22 15:28	100-42-5	

REPORT OF LABORATORY ANALYSIS

This report shall not be reproduced, except in full,
without the written consent of Pace Analytical Services, LLC.

Pace Analytical Services, LLC
9800 Kincey Ave. Suite 100
Huntersville, NC 28078
(704)875-9092

ANALYTICAL RESULTS

Project: 2020-L1-2448
Pace Project No.: 92584315

Sample: Trip Blank **Lab ID: 92584315003** Collected: 01/25/22 00:00 Received: 01/25/22 11:10 Matrix: Water

Parameters	Results	Units	Report Limit	MDL	DF	Prepared	Analyzed	CAS No.	Qual
6200B MSV	Analytical Method: SM 6200B Pace Analytical Services - Charlotte								
1,1,1,2-Tetrachloroethane	ND	ug/L	0.50	0.31	1		01/26/22 15:28	630-20-6	
1,1,2,2-Tetrachloroethane	ND	ug/L	0.50	0.22	1		01/26/22 15:28	79-34-5	
Tetrachloroethene	ND	ug/L	0.50	0.29	1		01/26/22 15:28	127-18-4	
Toluene	ND	ug/L	0.50	0.48	1		01/26/22 15:28	108-88-3	
1,2,3-Trichlorobenzene	ND	ug/L	2.0	0.81	1		01/26/22 15:28	87-61-6	
1,2,4-Trichlorobenzene	ND	ug/L	2.0	0.64	1		01/26/22 15:28	120-82-1	
1,1,1-Trichloroethane	ND	ug/L	0.50	0.33	1		01/26/22 15:28	71-55-6	
1,1,2-Trichloroethane	ND	ug/L	0.50	0.32	1		01/26/22 15:28	79-00-5	
Trichloroethene	ND	ug/L	0.50	0.38	1		01/26/22 15:28	79-01-6	
Trichlorofluoromethane	ND	ug/L	1.0	0.30	1		01/26/22 15:28	75-69-4	
1,2,3-Trichloropropane	ND	ug/L	0.50	0.26	1		01/26/22 15:28	96-18-4	
1,2,4-Trimethylbenzene	ND	ug/L	0.50	0.50	1		01/26/22 15:28	95-63-6	
1,3,5-Trimethylbenzene	ND	ug/L	0.50	0.33	1		01/26/22 15:28	108-67-8	
Vinyl chloride	ND	ug/L	1.0	0.39	1		01/26/22 15:28	75-01-4	
m&p-Xylene	ND	ug/L	1.0	0.71	1		01/26/22 15:28	179601-23-1	
o-Xylene	ND	ug/L	0.50	0.34	1		01/26/22 15:28	95-47-6	
Surrogates									
1,2-Dichloroethane-d4 (S)	100	%	70-130		1		01/26/22 15:28	17060-07-0	
4-Bromofluorobenzene (S)	100	%	70-130		1		01/26/22 15:28	460-00-4	
Toluene-d8 (S)	102	%	70-130		1		01/26/22 15:28	2037-26-5	

REPORT OF LABORATORY ANALYSIS

This report shall not be reproduced, except in full,
without the written consent of Pace Analytical Services, LLC.

Pace Analytical Services, LLC
9800 Kincey Ave. Suite 100
Huntersville, NC 28078
(704)875-9092

QUALITY CONTROL DATA

Project: 2020-L1-2448
Pace Project No.: 92584315

QC Batch: 673789
QC Batch Method: MADEP VPH
Analysis Method: MADEP VPH
Analysis Description: VPH NC Water
Laboratory: Pace Analytical Services - Charlotte
Associated Lab Samples: 92584315001, 92584315002

METHOD BLANK: 3526796 Matrix: Water
Associated Lab Samples: 92584315001, 92584315002

Parameter	Units	Blank Result	Reporting Limit	MDL	Analyzed	Qualifiers
Aliphatic (C05-C08)	ug/L	ND	50.0	50.0	01/25/22 16:00	N2
Aromatic (C09-C10)	ug/L	ND	50.0	50.0	01/25/22 16:00	N2
4-Bromofluorobenzene (FID) (S)	%	92	70-130		01/25/22 16:00	
4-Bromofluorobenzene (PID) (S)	%	93	70-130		01/25/22 16:00	

LABORATORY CONTROL SAMPLE & LCSD: 3526797 3526798

Parameter	Units	Spike Conc.	LCS Result	LCSD Result	LCS % Rec	LCSD % Rec	% Rec Limits	RPD	Max RPD	Qualifiers
Aliphatic (C05-C08)	ug/L	300	388	345	129	115	70-130	12	25	N2
Aromatic (C09-C10)	ug/L	100	113	112	113	112	70-130	1	25	N2
4-Bromofluorobenzene (FID) (S)	%				101	99	70-130			
4-Bromofluorobenzene (PID) (S)	%				100	95	70-130			

Results presented on this page are in the units indicated by the "Units" column except where an alternate unit is presented to the right of the result.

REPORT OF LABORATORY ANALYSIS

This report shall not be reproduced, except in full,
without the written consent of Pace Analytical Services, LLC.

Pace Analytical Services, LLC
9800 Kincey Ave. Suite 100
Huntersville, NC 28078
(704)875-9092

QUALITY CONTROL DATA

Project: 2020-L1-2448
Pace Project No.: 92584315

QC Batch: 673983
QC Batch Method: EPA 3010A
Analysis Method: EPA 6010D
Analysis Description: 6010 MET
Laboratory: Pace Analytical Services - Asheville
Associated Lab Samples: 92584315001, 92584315002

METHOD BLANK: 3527548 Matrix: Water
Associated Lab Samples: 92584315001, 92584315002

Parameter	Units	Blank Result	Reporting Limit	MDL	Analyzed	Qualifiers
Lead	ug/L	ND	5.0	4.5	01/29/22 18:26	

LABORATORY CONTROL SAMPLE: 3527549

Parameter	Units	Spike Conc.	LCS Result	LCS % Rec	% Rec Limits	Qualifiers
Lead	ug/L	500	481	96	80-120	

MATRIX SPIKE & MATRIX SPIKE DUPLICATE: 3527550 3527551

Parameter	Units	92584294001 Result	MS Spike Conc.	MSD Spike Conc.	MS Result	MSD Result	MS % Rec	MSD % Rec	% Rec Limits	RPD	Max RPD	Qual
Lead	ug/L	ND	500	500	489	478	98	95	75-125	2	20	

Results presented on this page are in the units indicated by the "Units" column except where an alternate unit is presented to the right of the result.

REPORT OF LABORATORY ANALYSIS

This report shall not be reproduced, except in full,
without the written consent of Pace Analytical Services, LLC.

Pace Analytical Services, LLC
9800 Kincey Ave. Suite 100
Huntersville, NC 28078
(704)875-9092

QUALITY CONTROL DATA

Project: 2020-L1-2448
Pace Project No.: 92584315

QC Batch: 673797
QC Batch Method: SM 6200B
Analysis Method: SM 6200B
Analysis Description: 6200B MSV
Laboratory: Pace Analytical Services - Charlotte

Associated Lab Samples: 92584315001

METHOD BLANK: 3526891 Matrix: Water
Associated Lab Samples: 92584315001

Parameter	Units	Blank Result	Reporting Limit	MDL	Analyzed	Qualifiers
1,1,1,2-Tetrachloroethane	ug/L	ND	0.50	0.31	01/25/22 23:35	
1,1,1-Trichloroethane	ug/L	ND	0.50	0.33	01/25/22 23:35	
1,1,2,2-Tetrachloroethane	ug/L	ND	0.50	0.22	01/25/22 23:35	
1,1,2-Trichloroethane	ug/L	ND	0.50	0.32	01/25/22 23:35	
1,1-Dichloroethane	ug/L	ND	0.50	0.37	01/25/22 23:35	
1,1-Dichloroethene	ug/L	ND	0.50	0.35	01/25/22 23:35	
1,1-Dichloropropene	ug/L	ND	0.50	0.43	01/25/22 23:35	
1,2,3-Trichlorobenzene	ug/L	ND	2.0	0.81	01/25/22 23:35	
1,2,3-Trichloropropane	ug/L	ND	0.50	0.26	01/25/22 23:35	
1,2,4-Trichlorobenzene	ug/L	ND	2.0	0.64	01/25/22 23:35	
1,2,4-Trimethylbenzene	ug/L	ND	0.50	0.50	01/25/22 23:35	
1,2-Dibromo-3-chloropropane	ug/L	ND	1.0	0.34	01/25/22 23:35	
1,2-Dibromoethane (EDB)	ug/L	ND	0.50	0.27	01/25/22 23:35	
1,2-Dichlorobenzene	ug/L	ND	0.50	0.34	01/25/22 23:35	
1,2-Dichloroethane	ug/L	ND	0.50	0.32	01/25/22 23:35	
1,2-Dichloropropane	ug/L	ND	0.50	0.36	01/25/22 23:35	
1,3,5-Trimethylbenzene	ug/L	ND	0.50	0.33	01/25/22 23:35	
1,3-Dichlorobenzene	ug/L	ND	0.50	0.34	01/25/22 23:35	
1,3-Dichloropropane	ug/L	ND	0.50	0.28	01/25/22 23:35	
1,4-Dichlorobenzene	ug/L	ND	0.50	0.33	01/25/22 23:35	
2,2-Dichloropropane	ug/L	ND	0.50	0.39	01/25/22 23:35	
2-Chlorotoluene	ug/L	ND	0.50	0.32	01/25/22 23:35	
4-Chlorotoluene	ug/L	ND	0.50	0.32	01/25/22 23:35	
Benzene	ug/L	ND	0.50	0.34	01/25/22 23:35	
Bromobenzene	ug/L	ND	0.50	0.29	01/25/22 23:35	
Bromochloromethane	ug/L	ND	0.50	0.47	01/25/22 23:35	
Bromodichloromethane	ug/L	ND	0.50	0.31	01/25/22 23:35	
Bromoform	ug/L	ND	0.50	0.34	01/25/22 23:35	
Bromomethane	ug/L	ND	5.0	1.7	01/25/22 23:35	
Carbon tetrachloride	ug/L	ND	0.50	0.33	01/25/22 23:35	
Chlorobenzene	ug/L	ND	0.50	0.28	01/25/22 23:35	
Chloroethane	ug/L	ND	1.0	0.65	01/25/22 23:35	
Chloroform	ug/L	ND	0.50	0.35	01/25/22 23:35	
Chloromethane	ug/L	ND	1.0	0.54	01/25/22 23:35	
cis-1,2-Dichloroethene	ug/L	ND	0.50	0.38	01/25/22 23:35	
cis-1,3-Dichloropropene	ug/L	ND	0.50	0.36	01/25/22 23:35	
Dibromochloromethane	ug/L	ND	0.50	0.36	01/25/22 23:35	
Dibromomethane	ug/L	ND	0.50	0.39	01/25/22 23:35	
Dichlorodifluoromethane	ug/L	ND	0.50	0.35	01/25/22 23:35	
Diisopropyl ether	ug/L	ND	0.50	0.31	01/25/22 23:35	

Results presented on this page are in the units indicated by the "Units" column except where an alternate unit is presented to the right of the result.

REPORT OF LABORATORY ANALYSIS

This report shall not be reproduced, except in full,
without the written consent of Pace Analytical Services, LLC.

Pace Analytical Services, LLC
9800 Kincey Ave. Suite 100
Huntersville, NC 28078
(704)875-9092

QUALITY CONTROL DATA

Project: 2020-L1-2448
Pace Project No.: 92584315

METHOD BLANK: 3526891 Matrix: Water
Associated Lab Samples: 92584315001

Parameter	Units	Blank Result	Reporting Limit	MDL	Analyzed	Qualifiers
Ethanol	ug/L	ND	200	72.2	01/25/22 23:35	
Ethylbenzene	ug/L	ND	0.50	0.30	01/25/22 23:35	
Hexachloro-1,3-butadiene	ug/L	ND	2.0	1.5	01/25/22 23:35	
Isopropylbenzene (Cumene)	ug/L	ND	0.50	0.33	01/25/22 23:35	
m&p-Xylene	ug/L	ND	1.0	0.71	01/25/22 23:35	
Methyl-tert-butyl ether	ug/L	ND	0.50	0.42	01/25/22 23:35	
Methylene Chloride	ug/L	6.5	2.0	2.0	01/25/22 23:35	
n-Butylbenzene	ug/L	ND	0.50	0.49	01/25/22 23:35	
n-Propylbenzene	ug/L	ND	0.50	0.34	01/25/22 23:35	
Naphthalene	ug/L	ND	2.0	0.64	01/25/22 23:35	
o-Xylene	ug/L	ND	0.50	0.34	01/25/22 23:35	
sec-Butylbenzene	ug/L	ND	0.50	0.40	01/25/22 23:35	
Styrene	ug/L	ND	0.50	0.29	01/25/22 23:35	
tert-Butylbenzene	ug/L	ND	0.50	0.32	01/25/22 23:35	
Tetrachloroethene	ug/L	ND	0.50	0.29	01/25/22 23:35	
Toluene	ug/L	ND	0.50	0.48	01/25/22 23:35	
trans-1,2-Dichloroethene	ug/L	ND	0.50	0.40	01/25/22 23:35	
trans-1,3-Dichloropropene	ug/L	ND	0.50	0.36	01/25/22 23:35	
Trichloroethene	ug/L	ND	0.50	0.38	01/25/22 23:35	
Trichlorofluoromethane	ug/L	ND	1.0	0.30	01/25/22 23:35	
Vinyl chloride	ug/L	ND	1.0	0.39	01/25/22 23:35	
1,2-Dichloroethane-d4 (S)	%	100	70-130		01/25/22 23:35	
4-Bromofluorobenzene (S)	%	101	70-130		01/25/22 23:35	
Toluene-d8 (S)	%	102	70-130		01/25/22 23:35	

LABORATORY CONTROL SAMPLE: 3526892

Parameter	Units	Spike Conc.	LCS Result	LCS % Rec	% Rec Limits	Qualifiers
1,1,1,2-Tetrachloroethane	ug/L	50	55.3	111	60-140	
1,1,1-Trichloroethane	ug/L	50	51.2	102	60-140	
1,1,2,2-Tetrachloroethane	ug/L	50	52.2	104	60-140	
1,1,2-Trichloroethane	ug/L	50	49.3	99	60-140	
1,1-Dichloroethane	ug/L	50	50.8	102	60-140	
1,1-Dichloroethene	ug/L	50	54.9	110	60-140	
1,1-Dichloropropene	ug/L	50	53.9	108	60-140	
1,2,3-Trichlorobenzene	ug/L	50	54.7	109	60-140	
1,2,3-Trichloropropane	ug/L	50	49.7	99	60-140	
1,2,4-Trichlorobenzene	ug/L	50	54.4	109	60-140	
1,2,4-Trimethylbenzene	ug/L	50	54.6	109	60-140	
1,2-Dibromo-3-chloropropane	ug/L	50	59.8	120	60-140	
1,2-Dibromoethane (EDB)	ug/L	50	54.8	110	60-140	
1,2-Dichlorobenzene	ug/L	50	52.3	105	60-140	
1,2-Dichloroethane	ug/L	50	48.0	96	60-140	
1,2-Dichloropropane	ug/L	50	53.2	106	60-140	

Results presented on this page are in the units indicated by the "Units" column except where an alternate unit is presented to the right of the result.

REPORT OF LABORATORY ANALYSIS

This report shall not be reproduced, except in full,
without the written consent of Pace Analytical Services, LLC.

Pace Analytical Services, LLC
9800 Kincey Ave. Suite 100
Huntersville, NC 28078
(704)875-9092

QUALITY CONTROL DATA

Project: 2020-L1-2448
Pace Project No.: 92584315

LABORATORY CONTROL SAMPLE: 3526892

Parameter	Units	Spike Conc.	LCS Result	LCS % Rec	% Rec Limits	Qualifiers
1,3,5-Trimethylbenzene	ug/L	50	54.1	108	60-140	
1,3-Dichlorobenzene	ug/L	50	51.8	104	60-140	
1,3-Dichloropropane	ug/L	50	53.7	107	60-140	
1,4-Dichlorobenzene	ug/L	50	52.7	105	60-140	
2,2-Dichloropropane	ug/L	50	52.8	106	60-140	
2-Chlorotoluene	ug/L	50	53.6	107	60-140	
4-Chlorotoluene	ug/L	50	50.3	101	60-140	
Benzene	ug/L	50	50.3	101	60-140	
Bromobenzene	ug/L	50	52.2	104	60-140	
Bromochloromethane	ug/L	50	51.4	103	60-140	
Bromodichloromethane	ug/L	50	51.0	102	60-140	
Bromoform	ug/L	50	55.5	111	60-140	
Bromomethane	ug/L	50	45.5	91	60-140	
Carbon tetrachloride	ug/L	50	51.6	103	60-140	
Chlorobenzene	ug/L	50	50.2	100	60-140	
Chloroethane	ug/L	50	48.7	97	60-140	
Chloroform	ug/L	50	45.1	90	60-140	
Chloromethane	ug/L	50	47.2	94	60-140	
cis-1,2-Dichloroethene	ug/L	50	49.1	98	60-140	
cis-1,3-Dichloropropene	ug/L	50	53.9	108	60-140	
Dibromochloromethane	ug/L	50	57.3	115	60-140	
Dibromomethane	ug/L	50	48.3	97	60-140	
Dichlorodifluoromethane	ug/L	50	44.8	90	60-140	
Diisopropyl ether	ug/L	50	51.7	103	60-140	
Ethanol	ug/L	2000	2180	109	60-140	
Ethylbenzene	ug/L	50	50.7	101	60-140	
Hexachloro-1,3-butadiene	ug/L	50	55.3	111	60-140	
Isopropylbenzene (Cumene)	ug/L	50	51.2	102	60-140	
m&p-Xylene	ug/L	100	99.6	100	60-140	
Methyl-tert-butyl ether	ug/L	50	53.4	107	60-140	
Methylene Chloride	ug/L	50	50.1	100	60-140	
n-Butylbenzene	ug/L	50	54.6	109	60-140	
n-Propylbenzene	ug/L	50	51.9	104	60-140	
Naphthalene	ug/L	50	55.8	112	60-140	
o-Xylene	ug/L	50	50.0	100	60-140	
sec-Butylbenzene	ug/L	50	52.4	105	60-140	
Styrene	ug/L	50	52.2	104	60-140	
tert-Butylbenzene	ug/L	50	44.3	89	60-140	
Tetrachloroethene	ug/L	50	51.6	103	60-140	
Toluene	ug/L	50	46.6	93	60-140	
trans-1,2-Dichloroethene	ug/L	50	52.5	105	60-140	
trans-1,3-Dichloropropene	ug/L	50	51.6	103	60-140	
Trichloroethene	ug/L	50	51.1	102	60-140	
Trichlorofluoromethane	ug/L	50	43.8	88	60-140	
Vinyl chloride	ug/L	50	49.0	98	60-140	
1,2-Dichloroethane-d4 (S)	%			98	70-130	
4-Bromofluorobenzene (S)	%			97	70-130	

Results presented on this page are in the units indicated by the "Units" column except where an alternate unit is presented to the right of the result.

REPORT OF LABORATORY ANALYSIS

This report shall not be reproduced, except in full,
without the written consent of Pace Analytical Services, LLC.

Pace Analytical Services, LLC
9800 Kincey Ave. Suite 100
Huntersville, NC 28078
(704)875-9092

QUALITY CONTROL DATA

Project: 2020-L1-2448
Pace Project No.: 92584315

LABORATORY CONTROL SAMPLE: 3526892

Parameter	Units	Spike Conc.	LCS Result	LCS % Rec	% Rec Limits	Qualifiers
Toluene-d8 (S)	%			96	70-130	

MATRIX SPIKE & MATRIX SPIKE DUPLICATE: 3529564 3529565

Parameter	Units	92584315001 Result	MS Spike Conc.	MSD Spike Conc.	MS Result	MSD Result	MS % Rec	MSD % Rec	% Rec Limits	RPD	Max RPD	Qual
1,1,1,2-Tetrachloroethane	ug/L	ND	20	20	22.0	22.3	110	112	60-140	1	30	
1,1,1-Trichloroethane	ug/L	ND	20	20	18.9	19.4	94	97	60-140	3	30	
1,1,2,2-Tetrachloroethane	ug/L	ND	20	20	21.2	21.8	106	109	60-140	3	30	
1,1,2-Trichloroethane	ug/L	ND	20	20	21.2	21.1	106	106	60-140	1	30	
1,1-Dichloroethane	ug/L	ND	20	20	18.2	19.1	91	95	60-140	4	30	
1,1-Dichloroethene	ug/L	ND	20	20	17.0	17.7	85	88	60-140	4	30	
1,1-Dichloropropene	ug/L	ND	20	20	18.5	19.6	92	98	60-140	6	30	
1,2,3-Trichlorobenzene	ug/L	ND	20	20	19.6	20.5	98	103	60-140	4	30	
1,2,3-Trichloropropane	ug/L	ND	20	20	19.7	19.9	99	100	60-140	1	30	
1,2,4-Trichlorobenzene	ug/L	ND	20	20	19.8	20.9	99	104	60-140	5	30	
1,2,4-Trimethylbenzene	ug/L	ND	20	20	19.6	20.0	98	100	60-140	2	30	
1,2-Dibromo-3-chloropropane	ug/L	ND	20	20	23.0	23.3	115	117	60-140	2	30	
1,2-Dibromoethane (EDB)	ug/L	ND	20	20	21.0	21.2	105	106	60-140	1	30	
1,2-Dichlorobenzene	ug/L	ND	20	20	18.7	19.6	93	98	60-140	5	30	
1,2-Dichloroethane	ug/L	ND	20	20	19.1	19.6	96	98	60-140	3	30	
1,2-Dichloropropane	ug/L	ND	20	20	20.3	20.1	102	101	60-140	1	30	
1,3,5-Trimethylbenzene	ug/L	ND	20	20	20.2	20.3	101	102	60-140	1	30	
1,3-Dichlorobenzene	ug/L	ND	20	20	19.6	20.0	98	100	60-140	2	30	
1,3-Dichloropropane	ug/L	ND	20	20	21.0	21.4	105	107	60-140	2	30	
1,4-Dichlorobenzene	ug/L	ND	20	20	18.8	19.3	94	96	60-140	3	30	
2,2-Dichloropropane	ug/L	ND	20	20	19.0	19.6	95	98	60-140	3	30	
2-Chlorotoluene	ug/L	ND	20	20	19.8	20.5	99	102	60-140	3	30	
4-Chlorotoluene	ug/L	ND	20	20	19.2	19.6	96	98	60-140	2	30	
Benzene	ug/L	ND	20	20	18.4	18.8	92	94	60-140	2	30	
Bromobenzene	ug/L	ND	20	20	20.2	20.8	101	104	60-140	3	30	
Bromochloromethane	ug/L	ND	20	20	18.9	19.3	95	97	60-140	2	30	
Bromodichloromethane	ug/L	ND	20	20	21.3	21.1	107	106	60-140	1	30	
Bromoform	ug/L	ND	20	20	21.6	22.4	108	112	60-140	4	30	
Bromomethane	ug/L	ND	20	20	23.6	26.3	118	131	60-140	11	30	IH
Carbon tetrachloride	ug/L	ND	20	20	19.3	20.3	97	102	60-140	5	30	
Chlorobenzene	ug/L	ND	20	20	20.4	20.8	102	104	60-140	2	30	
Chloroethane	ug/L	ND	20	20	19.7	20.7	98	104	60-140	5	30	
Chloroform	ug/L	ND	20	20	17.8	18.5	89	93	60-140	4	30	
Chloromethane	ug/L	ND	20	20	18.9	19.5	94	98	60-140	3	30	
cis-1,2-Dichloroethene	ug/L	ND	20	20	18.8	19.1	94	96	60-140	2	30	
cis-1,3-Dichloropropene	ug/L	ND	20	20	20.9	21.1	104	106	60-140	1	30	
Dibromochloromethane	ug/L	ND	20	20	20.7	21.1	104	106	60-140	2	30	
Dibromomethane	ug/L	ND	20	20	21.1	20.0	105	100	60-140	5	30	

Results presented on this page are in the units indicated by the "Units" column except where an alternate unit is presented to the right of the result.

REPORT OF LABORATORY ANALYSIS

This report shall not be reproduced, except in full,
without the written consent of Pace Analytical Services, LLC.

Pace Analytical Services, LLC
9800 Kincey Ave. Suite 100
Huntersville, NC 28078
(704)875-9092

QUALITY CONTROL DATA

Project: 2020-L1-2448
Pace Project No.: 92584315

MATRIX SPIKE & MATRIX SPIKE DUPLICATE: 3529564 3529565

Parameter	Units	92584315001 Result	MS Spike Conc.	MSD Spike Conc.	MS Result	MSD Result	MS % Rec	MSD % Rec	% Rec Limits	RPD	Max RPD	Qual
Dichlorodifluoromethane	ug/L	ND	20	20	23.5	24.3	118	121	60-140	3	30	
Diisopropyl ether	ug/L	ND	20	20	17.9	18.0	89	90	60-140	1	30	
Ethanol	ug/L	ND	800	800	784	836	98	104	60-140	6	30	
Ethylbenzene	ug/L	ND	20	20	20.3	20.8	102	104	60-140	2	30	
Hexachloro-1,3-butadiene	ug/L	ND	20	20	24.1	24.4	120	122	60-140	1	30	
Isopropylbenzene (Cumene)	ug/L	ND	20	20	20.9	21.3	105	107	60-140	2	30	
m&p-Xylene	ug/L	ND	40	40	40.8	41.0	102	103	60-140	1	30	
Methyl-tert-butyl ether	ug/L	ND	20	20	17.8	18.4	89	92	60-140	3	30	
Methylene Chloride	ug/L	ND	20	20	21.8	22.6	109	113	60-140	4	30	
n-Butylbenzene	ug/L	ND	20	20	20.3	20.7	102	103	60-140	2	30	
n-Propylbenzene	ug/L	ND	20	20	20.3	20.8	101	104	60-140	2	30	
Naphthalene	ug/L	ND	20	20	17.9	18.3	89	92	60-140	3	30	
o-Xylene	ug/L	ND	20	20	21.0	21.7	105	108	60-140	3	30	
sec-Butylbenzene	ug/L	ND	20	20	20.5	21.5	103	108	60-140	5	30	
Styrene	ug/L	ND	20	20	20.3	20.9	102	104	60-140	3	30	
tert-Butylbenzene	ug/L	ND	20	20	17.6	18.0	88	90	60-140	2	30	
Tetrachloroethene	ug/L	ND	20	20	20.0	20.5	100	102	60-140	2	30	
Toluene	ug/L	ND	20	20	19.5	19.8	97	99	60-140	2	30	
trans-1,2-Dichloroethene	ug/L	ND	20	20	18.5	18.8	93	94	60-140	1	30	
trans-1,3-Dichloropropene	ug/L	ND	20	20	21.7	21.2	109	106	60-140	2	30	
Trichloroethene	ug/L	ND	20	20	19.3	19.9	97	99	60-140	3	30	
Trichlorofluoromethane	ug/L	ND	20	20	15.8	17.1	79	86	60-140	8	30	
Vinyl chloride	ug/L	ND	20	20	18.5	19.9	92	100	60-140	7	30	
1,2-Dichloroethane-d4 (S)	%						97	98	70-130			
4-Bromofluorobenzene (S)	%						100	100	70-130			
Toluene-d8 (S)	%						102	99	70-130			

Results presented on this page are in the units indicated by the "Units" column except where an alternate unit is presented to the right of the result.

REPORT OF LABORATORY ANALYSIS

This report shall not be reproduced, except in full,
without the written consent of Pace Analytical Services, LLC.

Pace Analytical Services, LLC
9800 Kincey Ave. Suite 100
Huntersville, NC 28078
(704)875-9092

QUALITY CONTROL DATA

Project: 2020-L1-2448
Pace Project No.: 92584315

QC Batch: 673798
QC Batch Method: SM 6200B
Analysis Method: SM 6200B
Analysis Description: 6200B MSV
Laboratory: Pace Analytical Services - Charlotte
Associated Lab Samples: 92584315002, 92584315003

METHOD BLANK: 3526911 Matrix: Water
Associated Lab Samples: 92584315002, 92584315003

Parameter	Units	Blank Result	Reporting Limit	MDL	Analyzed	Qualifiers
1,1,1,2-Tetrachloroethane	ug/L	ND	0.50	0.31	01/26/22 11:58	
1,1,1-Trichloroethane	ug/L	ND	0.50	0.33	01/26/22 11:58	
1,1,2,2-Tetrachloroethane	ug/L	ND	0.50	0.22	01/26/22 11:58	
1,1,2-Trichloroethane	ug/L	ND	0.50	0.32	01/26/22 11:58	
1,1-Dichloroethane	ug/L	ND	0.50	0.37	01/26/22 11:58	
1,1-Dichloroethene	ug/L	ND	0.50	0.35	01/26/22 11:58	
1,1-Dichloropropene	ug/L	ND	0.50	0.43	01/26/22 11:58	
1,2,3-Trichlorobenzene	ug/L	ND	2.0	0.81	01/26/22 11:58	
1,2,3-Trichloropropane	ug/L	ND	0.50	0.26	01/26/22 11:58	
1,2,4-Trichlorobenzene	ug/L	ND	2.0	0.64	01/26/22 11:58	
1,2,4-Trimethylbenzene	ug/L	ND	0.50	0.50	01/26/22 11:58	
1,2-Dibromo-3-chloropropane	ug/L	ND	1.0	0.34	01/26/22 11:58	
1,2-Dibromoethane (EDB)	ug/L	ND	0.50	0.27	01/26/22 11:58	
1,2-Dichlorobenzene	ug/L	ND	0.50	0.34	01/26/22 11:58	
1,2-Dichloroethane	ug/L	ND	0.50	0.32	01/26/22 11:58	
1,2-Dichloropropane	ug/L	ND	0.50	0.36	01/26/22 11:58	
1,3,5-Trimethylbenzene	ug/L	ND	0.50	0.33	01/26/22 11:58	
1,3-Dichlorobenzene	ug/L	ND	0.50	0.34	01/26/22 11:58	
1,3-Dichloropropane	ug/L	ND	0.50	0.28	01/26/22 11:58	
1,4-Dichlorobenzene	ug/L	ND	0.50	0.33	01/26/22 11:58	
2,2-Dichloropropane	ug/L	ND	0.50	0.39	01/26/22 11:58	
2-Chlorotoluene	ug/L	ND	0.50	0.32	01/26/22 11:58	
4-Chlorotoluene	ug/L	ND	0.50	0.32	01/26/22 11:58	
Benzene	ug/L	ND	0.50	0.34	01/26/22 11:58	
Bromobenzene	ug/L	ND	0.50	0.29	01/26/22 11:58	
Bromochloromethane	ug/L	ND	0.50	0.47	01/26/22 11:58	
Bromodichloromethane	ug/L	ND	0.50	0.31	01/26/22 11:58	
Bromoform	ug/L	ND	0.50	0.34	01/26/22 11:58	
Bromomethane	ug/L	ND	5.0	1.7	01/26/22 11:58	
Carbon tetrachloride	ug/L	ND	0.50	0.33	01/26/22 11:58	
Chlorobenzene	ug/L	ND	0.50	0.28	01/26/22 11:58	
Chloroethane	ug/L	ND	1.0	0.65	01/26/22 11:58	
Chloroform	ug/L	ND	0.50	0.35	01/26/22 11:58	
Chloromethane	ug/L	ND	1.0	0.54	01/26/22 11:58	
cis-1,2-Dichloroethene	ug/L	ND	0.50	0.38	01/26/22 11:58	
cis-1,3-Dichloropropene	ug/L	ND	0.50	0.36	01/26/22 11:58	
Dibromochloromethane	ug/L	ND	0.50	0.36	01/26/22 11:58	
Dibromomethane	ug/L	ND	0.50	0.39	01/26/22 11:58	
Dichlorodifluoromethane	ug/L	ND	0.50	0.35	01/26/22 11:58	
Diisopropyl ether	ug/L	ND	0.50	0.31	01/26/22 11:58	

Results presented on this page are in the units indicated by the "Units" column except where an alternate unit is presented to the right of the result.

REPORT OF LABORATORY ANALYSIS

This report shall not be reproduced, except in full,
without the written consent of Pace Analytical Services, LLC.

Pace Analytical Services, LLC
9800 Kincey Ave. Suite 100
Huntersville, NC 28078
(704)875-9092

QUALITY CONTROL DATA

Project: 2020-L1-2448
Pace Project No.: 92584315

METHOD BLANK: 3526911 Matrix: Water
Associated Lab Samples: 92584315002, 92584315003

Parameter	Units	Blank Result	Reporting Limit	MDL	Analyzed	Qualifiers
Ethanol	ug/L	ND	200	72.2	01/26/22 11:58	
Ethylbenzene	ug/L	ND	0.50	0.30	01/26/22 11:58	
Hexachloro-1,3-butadiene	ug/L	ND	2.0	1.5	01/26/22 11:58	
Isopropylbenzene (Cumene)	ug/L	ND	0.50	0.33	01/26/22 11:58	
m&p-Xylene	ug/L	ND	1.0	0.71	01/26/22 11:58	
Methyl-tert-butyl ether	ug/L	ND	0.50	0.42	01/26/22 11:58	
Methylene Chloride	ug/L	ND	2.0	2.0	01/26/22 11:58	
n-Butylbenzene	ug/L	ND	0.50	0.49	01/26/22 11:58	
n-Propylbenzene	ug/L	ND	0.50	0.34	01/26/22 11:58	
Naphthalene	ug/L	ND	2.0	0.64	01/26/22 11:58	
o-Xylene	ug/L	ND	0.50	0.34	01/26/22 11:58	
sec-Butylbenzene	ug/L	ND	0.50	0.40	01/26/22 11:58	
Styrene	ug/L	ND	0.50	0.29	01/26/22 11:58	
tert-Butylbenzene	ug/L	ND	0.50	0.32	01/26/22 11:58	
Tetrachloroethene	ug/L	ND	0.50	0.29	01/26/22 11:58	
Toluene	ug/L	ND	0.50	0.48	01/26/22 11:58	
trans-1,2-Dichloroethene	ug/L	ND	0.50	0.40	01/26/22 11:58	
trans-1,3-Dichloropropene	ug/L	ND	0.50	0.36	01/26/22 11:58	
Trichloroethene	ug/L	ND	0.50	0.38	01/26/22 11:58	
Trichlorofluoromethane	ug/L	ND	1.0	0.30	01/26/22 11:58	
Vinyl chloride	ug/L	ND	1.0	0.39	01/26/22 11:58	
1,2-Dichloroethane-d4 (S)	%	97	70-130		01/26/22 11:58	
4-Bromofluorobenzene (S)	%	101	70-130		01/26/22 11:58	
Toluene-d8 (S)	%	102	70-130		01/26/22 11:58	

LABORATORY CONTROL SAMPLE: 3526912

Parameter	Units	Spike Conc.	LCS Result	LCS % Rec	% Rec Limits	Qualifiers
1,1,1,2-Tetrachloroethane	ug/L	50	52.6	105	60-140	
1,1,1-Trichloroethane	ug/L	50	48.7	97	60-140	
1,1,2,2-Tetrachloroethane	ug/L	50	49.8	100	60-140	
1,1,2-Trichloroethane	ug/L	50	47.2	94	60-140	
1,1-Dichloroethane	ug/L	50	48.5	97	60-140	
1,1-Dichloroethene	ug/L	50	52.8	106	60-140	
1,1-Dichloropropene	ug/L	50	51.5	103	60-140	
1,2,3-Trichlorobenzene	ug/L	50	51.4	103	60-140	
1,2,3-Trichloropropane	ug/L	50	47.9	96	60-140	
1,2,4-Trichlorobenzene	ug/L	50	51.1	102	60-140	
1,2,4-Trimethylbenzene	ug/L	50	51.5	103	60-140	
1,2-Dibromo-3-chloropropane	ug/L	50	56.4	113	60-140	
1,2-Dibromoethane (EDB)	ug/L	50	52.4	105	60-140	
1,2-Dichlorobenzene	ug/L	50	48.8	98	60-140	
1,2-Dichloroethane	ug/L	50	45.9	92	60-140	
1,2-Dichloropropane	ug/L	50	51.4	103	60-140	

Results presented on this page are in the units indicated by the "Units" column except where an alternate unit is presented to the right of the result.

REPORT OF LABORATORY ANALYSIS

This report shall not be reproduced, except in full,
without the written consent of Pace Analytical Services, LLC.

Pace Analytical Services, LLC
9800 Kincey Ave. Suite 100
Huntersville, NC 28078
(704)875-9092

QUALITY CONTROL DATA

Project: 2020-L1-2448
Pace Project No.: 92584315

LABORATORY CONTROL SAMPLE: 3526912

Parameter	Units	Spike Conc.	LCS Result	LCS % Rec	% Rec Limits	Qualifiers
1,3,5-Trimethylbenzene	ug/L	50	51.7	103	60-140	
1,3-Dichlorobenzene	ug/L	50	49.0	98	60-140	
1,3-Dichloropropane	ug/L	50	51.3	103	60-140	
1,4-Dichlorobenzene	ug/L	50	49.6	99	60-140	
2,2-Dichloropropane	ug/L	50	50.3	101	60-140	
2-Chlorotoluene	ug/L	50	50.8	102	60-140	
4-Chlorotoluene	ug/L	50	48.0	96	60-140	
Benzene	ug/L	50	48.1	96	60-140	
Bromobenzene	ug/L	50	49.0	98	60-140	
Bromochloromethane	ug/L	50	47.9	96	60-140	
Bromodichloromethane	ug/L	50	48.8	98	60-140	
Bromoform	ug/L	50	53.4	107	60-140	
Bromomethane	ug/L	50	41.8	84	60-140	
Carbon tetrachloride	ug/L	50	50.6	101	60-140	
Chlorobenzene	ug/L	50	48.2	96	60-140	
Chloroethane	ug/L	50	46.9	94	60-140	
Chloroform	ug/L	50	42.7	85	60-140	
Chloromethane	ug/L	50	44.1	88	60-140	
cis-1,2-Dichloroethene	ug/L	50	46.6	93	60-140	
cis-1,3-Dichloropropene	ug/L	50	51.7	103	60-140	
Dibromochloromethane	ug/L	50	54.3	109	60-140	
Dibromomethane	ug/L	50	45.7	91	60-140	
Dichlorodifluoromethane	ug/L	50	42.2	84	60-140	
Diisopropyl ether	ug/L	50	48.6	97	60-140	
Ethanol	ug/L	2000	1920	96	60-140	
Ethylbenzene	ug/L	50	48.8	98	60-140	
Hexachloro-1,3-butadiene	ug/L	50	53.7	107	60-140	
Isopropylbenzene (Cumene)	ug/L	50	49.8	100	60-140	
m&p-Xylene	ug/L	100	96.2	96	60-140	
Methyl-tert-butyl ether	ug/L	50	50.2	100	60-140	
Methylene Chloride	ug/L	50	46.4	93	60-140	
n-Butylbenzene	ug/L	50	52.6	105	60-140	
n-Propylbenzene	ug/L	50	49.9	100	60-140	
Naphthalene	ug/L	50	52.6	105	60-140	
o-Xylene	ug/L	50	48.8	98	60-140	
sec-Butylbenzene	ug/L	50	50.2	100	60-140	
Styrene	ug/L	50	50.5	101	60-140	
tert-Butylbenzene	ug/L	50	42.5	85	60-140	
Tetrachloroethene	ug/L	50	49.5	99	60-140	
Toluene	ug/L	50	44.7	89	60-140	
trans-1,2-Dichloroethene	ug/L	50	49.7	99	60-140	
trans-1,3-Dichloropropene	ug/L	50	49.6	99	60-140	
Trichloroethene	ug/L	50	49.8	100	60-140	
Trichlorofluoromethane	ug/L	50	42.2	84	60-140	
Vinyl chloride	ug/L	50	46.9	94	60-140	
1,2-Dichloroethane-d4 (S)	%			95	70-130	
4-Bromofluorobenzene (S)	%			98	70-130	

Results presented on this page are in the units indicated by the "Units" column except where an alternate unit is presented to the right of the result.

REPORT OF LABORATORY ANALYSIS

This report shall not be reproduced, except in full,
without the written consent of Pace Analytical Services, LLC.

Pace Analytical Services, LLC
9800 Kincey Ave. Suite 100
Huntersville, NC 28078
(704)875-9092

QUALITY CONTROL DATA

Project: 2020-L1-2448
Pace Project No.: 92584315

LABORATORY CONTROL SAMPLE: 3526912

Parameter	Units	Spike Conc.	LCS Result	LCS % Rec	% Rec Limits	Qualifiers
Toluene-d8 (S)	%			97	70-130	

MATRIX SPIKE & MATRIX SPIKE DUPLICATE: 3526913 3526914

Parameter	Units	92584116002 Result	MS Spike Conc.	MSD Spike Conc.	MS Result	MSD Result	MS % Rec	MSD % Rec	% Rec Limits	RPD	Max RPD	Qual
1,1,1,2-Tetrachloroethane	ug/L	ND	5000	5000	6120	5660	122	113	60-140	8	30	
1,1,1-Trichloroethane	ug/L	ND	5000	5000	6040	5540	121	111	60-140	9	30	
1,1,2,2-Tetrachloroethane	ug/L	ND	5000	5000	5960	5320	119	106	60-140	11	30	
1,1,2-Trichloroethane	ug/L	ND	5000	5000	5690	5110	114	102	60-140	11	30	
1,1-Dichloroethane	ug/L	ND	5000	5000	6270	5490	125	110	60-140	13	30	
1,1-Dichloroethene	ug/L	ND	5000	5000	6460	6070	129	121	60-140	6	30	
1,1-Dichloropropene	ug/L	ND	5000	5000	6340	5870	127	117	60-140	8	30	
1,2,3-Trichlorobenzene	ug/L	ND	5000	5000	5870	5480	117	110	60-140	7	30	
1,2,3-Trichloropropane	ug/L	ND	5000	5000	5940	5350	119	107	60-140	11	30	
1,2,4-Trichlorobenzene	ug/L	ND	5000	5000	5900	5440	118	109	60-140	8	30	
1,2,4-Trimethylbenzene	ug/L	2040	5000	5000	8430	7630	128	112	60-140	10	30	
1,2-Dibromo-3-chloropropane	ug/L	ND	5000	5000	6070	5770	121	115	60-140	5	30	
1,2-Dibromoethane (EDB)	ug/L	ND	5000	5000	6060	5590	121	112	60-140	8	30	
1,2-Dichlorobenzene	ug/L	ND	5000	5000	6140	5370	123	107	60-140	13	30	
1,2-Dichloroethane	ug/L	ND	5000	5000	5680	5110	114	102	60-140	11	30	
1,2-Dichloropropane	ug/L	ND	5000	5000	6160	5680	123	114	60-140	8	30	
1,3,5-Trimethylbenzene	ug/L	ND	5000	5000	6970	6230	139	125	60-140	11	30	
1,3-Dichlorobenzene	ug/L	ND	5000	5000	6230	5480	125	110	60-140	13	30	
1,3-Dichloropropane	ug/L	ND	5000	5000	6140	5550	123	111	60-140	10	30	
1,4-Dichlorobenzene	ug/L	ND	5000	5000	6300	5450	126	109	60-140	15	30	
2,2-Dichloropropane	ug/L	ND	5000	5000	6220	5600	124	112	60-140	10	30	
2-Chlorotoluene	ug/L	ND	5000	5000	6530	5690	131	114	60-140	14	30	
4-Chlorotoluene	ug/L	ND	5000	5000	6250	5470	125	109	60-140	13	30	
Benzene	ug/L	9640	5000	5000	16500	15000	138	107	60-140	10	30	
Bromobenzene	ug/L	ND	5000	5000	6260	5460	125	109	60-140	14	30	
Bromochloromethane	ug/L	ND	5000	5000	5760	5240	115	105	60-140	9	30	
Bromodichloromethane	ug/L	ND	5000	5000	5860	5220	117	104	60-140	12	30	
Bromoform	ug/L	ND	5000	5000	5900	5380	118	108	60-140	9	30	
Bromomethane	ug/L	ND	5000	5000	5080	4670	102	93	60-140	8	30	
Carbon tetrachloride	ug/L	ND	5000	5000	6370	5760	127	115	60-140	10	30	
Chlorobenzene	ug/L	85.5J	5000	5000	6090	5450	120	107	60-140	11	30	
Chloroethane	ug/L	ND	5000	5000	6810	5680	136	114	60-140	18	30	
Chloroform	ug/L	ND	5000	5000	5750	4910	115	98	60-140	16	30	
Chloromethane	ug/L	ND	5000	5000	5880	5100	118	102	60-140	14	30	
cis-1,2-Dichloroethene	ug/L	ND	5000	5000	5990	5280	120	106	60-140	13	30	
cis-1,3-Dichloropropene	ug/L	ND	5000	5000	5980	5500	120	110	60-140	8	30	
Dibromochloromethane	ug/L	ND	5000	5000	6130	5730	123	115	60-140	7	30	
Dibromomethane	ug/L	ND	5000	5000	5570	4950	111	99	60-140	12	30	

Results presented on this page are in the units indicated by the "Units" column except where an alternate unit is presented to the right of the result.

REPORT OF LABORATORY ANALYSIS

This report shall not be reproduced, except in full,
without the written consent of Pace Analytical Services, LLC.

Pace Analytical Services, LLC
9800 Kincey Ave. Suite 100
Huntersville, NC 28078
(704)875-9092

QUALITY CONTROL DATA

Project: 2020-L1-2448
Pace Project No.: 92584315

MATRIX SPIKE & MATRIX SPIKE DUPLICATE: 3526913 3526914

Parameter	Units	92584116002 Result	MS Spike Conc.	MSD Spike Conc.	MS Result	MSD Result	MS % Rec	MSD % Rec	% Rec Limits	RPD	Max RPD	Qual
Dichlorodifluoromethane	ug/L	ND	5000	5000	5420	4780	108	96	60-140	12	30	
Diisopropyl ether	ug/L	1020	5000	5000	6900	6380	118	107	60-140	8	30	
Ethanol	ug/L				224000	232000				3	30	
Ethylbenzene	ug/L	2590	5000	5000	8830	8010	125	108	60-140	10	30	
Hexachloro-1,3-butadiene	ug/L	ND	5000	5000	5940	5880	119	118	60-140	1	30	
Isopropylbenzene (Cumene)	ug/L	ND	5000	5000	6360	5730	127	115	60-140	10	30	
m&p-Xylene	ug/L	10400	10000	10000	22700	20700	123	102	60-140	9	30	
Methyl-tert-butyl ether	ug/L	276	5000	5000	6030	5650	115	107	60-140	7	30	
Methylene Chloride	ug/L	ND	5000	5000	6370	5500	121	104	60-140	15	30	
n-Butylbenzene	ug/L	ND	5000	5000	6290	5860	126	117	60-140	7	30	
n-Propylbenzene	ug/L	ND	5000	5000	6650	5940	133	119	60-140	11	30	
Naphthalene	ug/L	552	5000	5000	6330	5990	115	109	60-140	5	30	
o-Xylene	ug/L	5150	5000	5000	11200	10200	120	101	60-140	9	30	
sec-Butylbenzene	ug/L	ND	5000	5000	6260	5780	125	116	60-140	8	30	
Styrene	ug/L	ND	5000	5000	6130	5550	123	111	60-140	10	30	
tert-Butylbenzene	ug/L	ND	5000	5000	5370	4820	107	96	60-140	11	30	
Tetrachloroethene	ug/L	ND	5000	5000	6220	5620	124	112	60-140	10	30	
Toluene	ug/L	34500	5000	5000	40700	36700	124	45	60-140	10	30	M1
trans-1,2-Dichloroethene	ug/L	ND	5000	5000	6400	5740	128	115	60-140	11	30	
trans-1,3-Dichloropropene	ug/L	ND	5000	5000	5760	5200	115	104	60-140	10	30	
Trichloroethene	ug/L	ND	5000	5000	6060	5520	121	110	60-140	9	30	
Trichlorofluoromethane	ug/L	ND	5000	5000	5660	4900	113	98	60-140	15	30	
Vinyl chloride	ug/L	ND	5000	5000	6100	5310	122	106	60-140	14	30	
1,2-Dichloroethane-d4 (S)	%						102	105	70-130			
4-Bromofluorobenzene (S)	%						97	99	70-130			
Toluene-d8 (S)	%						99	97	70-130			

Results presented on this page are in the units indicated by the "Units" column except where an alternate unit is presented to the right of the result.

REPORT OF LABORATORY ANALYSIS

This report shall not be reproduced, except in full,
without the written consent of Pace Analytical Services, LLC.

Pace Analytical Services, LLC
9800 Kincey Ave. Suite 100
Huntersville, NC 28078
(704)875-9092

QUALIFIERS

Project: 2020-L1-2448
Pace Project No.: 92584315

DEFINITIONS

DF - Dilution Factor, if reported, represents the factor applied to the reported data due to dilution of the sample aliquot.

ND - Not Detected at or above adjusted reporting limit.

TNTC - Too Numerous To Count

J - Estimated concentration above the adjusted method detection limit and below the adjusted reporting limit.

MDL - Adjusted Method Detection Limit.

PQL - Practical Quantitation Limit.

RL - Reporting Limit - The lowest concentration value that meets project requirements for quantitative data with known precision and bias for a specific analyte in a specific matrix.

S - Surrogate

1,2-Diphenylhydrazine decomposes to and cannot be separated from Azobenzene using Method 8270. The result for each analyte is a combined concentration.

Consistent with EPA guidelines, unrounded data are displayed and have been used to calculate % recovery and RPD values.

LCS(D) - Laboratory Control Sample (Duplicate)

MS(D) - Matrix Spike (Duplicate)

DUP - Sample Duplicate

RPD - Relative Percent Difference

NC - Not Calculable.

SG - Silica Gel - Clean-Up

U - Indicates the compound was analyzed for, but not detected.

Acid preservation may not be appropriate for 2 Chloroethylvinyl ether.

A separate vial preserved to a pH of 4-5 is recommended in SW846 Chapter 4 for the analysis of Acrolein and Acrylonitrile by EPA Method 8260.

N-Nitrosodiphenylamine decomposes and cannot be separated from Diphenylamine using Method 8270. The result reported for each analyte is a combined concentration.

Reported results are not rounded until the final step prior to reporting. Therefore, calculated parameters that are typically reported as "Total" may vary slightly from the sum of the reported component parameters.

Pace Analytical is TNI accredited. Contact your Pace PM for the current list of accredited analytes.

TNI - The NELAC Institute.

ANALYTE QUALIFIERS

IH	This analyte exceeded secondary source verification criteria high for the initial calibration. The reported results should be considered an estimated value.
M1	Matrix spike recovery exceeded QC limits. Batch accepted based on laboratory control sample (LCS) recovery.
N2	The lab does not hold NELAC/TNI accreditation for this parameter but other accreditations/certifications may apply. A complete list of accreditations/certifications is available upon request.

This report shall not be reproduced, except in full,
without the written consent of Pace Analytical Services, LLC.

Pace Analytical Services, LLC
9800 Kincey Ave. Suite 100
Huntersville, NC 28078
(704)875-9092

QUALITY CONTROL DATA CROSS REFERENCE TABLE

Project: 2020-L1-2448
Pace Project No.: 92584315

Lab ID	Sample ID	QC Batch Method	QC Batch	Analytical Method	Analytical Batch
92584315001	**Dup-1**	MADEP VPH	673789		
92584315002	**FB-1**	MADEP VPH	673789		
92584315001	**Dup-1**	EPA 3010A	673983	EPA 6010D	674125
92584315002	**FB-1**	EPA 3010A	673983	EPA 6010D	674125
92584315001	**Dup-1**	SM 6200B	673797		
92584315002	**FB-1**	SM 6200B	673798		
92584315003	**Trip Blank**	SM 6200B	673798		

This report shall not be reproduced, except in full,
without the written consent of Pace Analytical Services, LLC.

Pace Analytical

CHAIN-OF-CUSTODY Analytical Request Document

Chain-of-Custody is a LEGAL DOCUMENT - Complete all relevent fields

LAB USE ONLY ... ber or

WO# : 92584315

92584315

Container P

Company: Apex Companies	Billing Information:
Address:	
Report To: Andrew Street	Email To: andrew.street@apexcos.com
Copy To:	Site Collection Info/Address:
Customer Project Name/Number: 2020-L1-2448	State: NC County/City: Huntersville Time Zone Collected: [ ] PT [ ] MT [ ] CT [ ] ET
Phone: Email:	Site/Facility ID #: Compliance Monitoring? [ ] Yes [ ] No
Collected By (print): Matt T.	Purchase Order #: Quote #: DW PWS ID #: DW Location Code:
Collected By (signature): Tex	Turnaround Date Required: ASAP Immediately Packed on Ice: [ ] Yes [ ] No
Sample Disposal: [ ] Dispose as appropriate [ ] Return [ ] Archive: ____ [ ] Hold: ____	Rush: [ ] Same Day [ ] Next Day [ ] 2 Day [ ] 3 Day [ ] 4 Day [ ] 5 Day (Expedite Charges Apply) Field Filtered (if applicable): [ ] Yes [ ] No Analysis: ____

** Preservative Types: (1) nitric acid, (2) sulfuric acid, (3) hydrochloric acid, (4) sodium hydroxide, (5) zinc acetate, (6) methanol, (7) sodium bisulfate, (8) sodium thiosulfate, (9) hexane, (A) ascorbic acid, (B) ammonium sulfate, (C) ammonium hydroxide, (D) TSP, (U) Unpreserved, (O) Other ____

* Matrix Codes (Insert in Matrix box below): Drinking Water (DW), Ground Water (GW), Wastewater (WW), Product (P), Soil/Solid (SL), Oil (OL), Wipe (WP), Air (AR), Tissue (TS), Bioassay (B), Vapor (V), Other (OT)

Analyses

Customer Sample ID	Matrix *	Comp / Grab	Collected (or Composite Start) Date	Collected (or Composite Start) Time	Composite End Date	Composite End Time	Res Cl	# of Ctns	VOCs 6200B	MADEP VPH	LEAD							Lab Sample # / Comments: 92584315
DUP-1	DW	G	1-25-22	—				8	X	X	X							001
FB-1	DW	G	1-25-22	—				8	X	X	X							002
Trip Blank	OT	—	1-25-22	—				2	X									003

Lab Profile/Line:

Lab Sample Receipt Checklist:

Custody Seals Present/Intact	Y N NA
Custody Signatures Present	Y N NA
Collector Signature Present	Y N NA
Bottles Intact	Y N NA
Correct Bottles	Y N NA
Sufficient Volume	Y N NA
Samples Received on Ice	Y N NA
VOA - Headspace Acceptable	Y N NA
USDA Regulated Soils	Y N NA
Samples in Holding Time	Y N NA
Residual Chlorine Present	Y N NA
Cl Strips: ____	
Sample pH Acceptable	Y N NA
pH Strips: ____	
Sulfide Present	Y N NA
Lead Acetate Strips: ____	

LAB USE ONLY:
Lab Sample # / Comments:

Customer Remarks / Special Conditions / Possible Hazards:

Type of Ice Used: Wet Blue Dry None

Packing Material Used:

Radchem sample(s) screened (<500 cpm): Y N NA

SHORT HOLDS PRESENT (<72 hours): Y N N/A

Lab Tracking #: 2632573

Samples received via: FEDEX UPS Client Courier Pace Courier

Lab Sample Temperature Info:
Temp Blank Received: Y N NA
Therm ID#: 0210 60
Cooler 1 Temp Upon Receipt: 9.7 oC
Cooler 1 Therm Corr. Factor: ____ oC
Cooler 1 Corrected Temp: ____ oC
Comments:

Relinquished by/Company: (Signature)	Date/Time:	Received by/Company: (Signature)	Date/Time:
Tex / Apex	1-25-22 / 1116	J B Pace HVL	1/25/22 1116
Relinquished by/Company: (Signature)	Date/Time:	Received by/Company: (Signature)	Date/Time:
Relinquished by/Company: (Signature)	Date/Time:	Received by/Company: (Signature)	Date/Time:

MTJL LAB USE ONLY
Table #:
Acctnum:
Template:
Prelogin:
PM:
PB:

Trip Blank Received: Y N NA
HCL MeOH TSP Other

Non Conformance(s): YES / NO

Page: ____ of: ____

***Check mark top half of box if pH and/or dechlorination is verified and within the acceptance range for preservation samples.**

Exceptions: VOA, Coliform, TOC, Oil and Grease, DRO/8015 (water) DOC, LLHg

****Bottom half of box is to list number of bottles**

Project # WO# : 92584315

PM: AMB Due Date: 02/01/22

CLIENT: 92-APEX MOOR

Item#	BP4U-125 mL Plastic Unpreserved (N/A) (Cl-)	BP3U-250 mL Plastic Unpreserved (N/A)	BP2U-500 mL Plastic Unpreserved (N/A)	BP1U-1 liter Plastic Unpreserved (N/A)	BP4S-125 mL Plastic H2SO4 (pH < 2) (Cl-)	BP3N-250 mL plastic HNO3 (pH < 2)	BP4Z-125 mL Plastic ZN Acetate & NaOH (>9)	BP4B-125 mL Plastic NaOH (pH > 12) (Cl-)	WGFU-Wide-mouthed Glass jar Unpreserved	AG1U-1 liter Amber Unpreserved (N/A) (Cl-)	AG1H-1 liter Amber HCl (pH < 2)	AG3U-250 mL Amber Unpreserved (N/A) (Cl-)	AG1S-1 liter Amber H2SO4 (pH < 2)	AG3S-250 mL Amber H2SO4 (pH < 2)	AG3A(DG3A)-250 mL Amber NH4Cl (N/A)(Cl-)	DG9H-40 mL VOA HCl (N/A)	VG9T-40 mL VOA Na2S2O3 (N/A)	VG9U-40 mL VOA Unpreserved (N/A)	DG9P-40 mL VOA H3PO4 (N/A)	VOAK (3 vials per kit)-5035 kit (N/A)	V/GK (3 vials per kit)-VPH/Gas kit (N/A)	SP5T-125 mL Sterile Plastic (N/A – lab)	SP2T-250 mL Sterile Plastic (N/A – lab)		BP3A-250 mL Plastic (NH2)2SO4 (9.3-9.7)	AG0U-100 mL Amber Unpreserved vials (N/A)	VSGU-20 mL Scintillation vials (N/A)	DG9U-40 mL Amber Unpreserved vials (N/A)
1						1										1												
2																												
3																												
4																												
5																												
6																												
7																												
8																												
9																												
10																												
11																												
12																												

pH Adjustment Log for Preserved Samples

Sample ID	Type of Preservative	pH upon receipt	Date preservation adjusted	Time preservation adjusted	Amount of Preservative added	Lot #

Note: Whenever there is a discrepancy affecting North Carolina compliance samples, a copy of this form will be sent to the North Carolina DEHNR Certification Office (I.e. Out of hold, incorrect preservative, out of temp, incorrect containers.

Pace Analytical
www.pacelabs.com

Sample Receiving Non-Conformance Form (NCF)

Date: 12/5/24	Evaluated by: JB
Client: ARCADIS	

Affix Workorder/Login Label Here or List Pace Workorder Number or MTJL Log-in Number Here

92584315

1. If Chain-of-Custody (COC) is not received: contact client and if necessary, fill out a COC and indicate that it was filled out by lab personnel. Note issues on this NCF.

2. If COC is incomplete, check applicable issues below and add details where appropriate:

V	Collection date/time missing or incorrect		Analyses or analytes: missing or clarification needed		Samples listed on COC do not match samples received (missing, additional, etc.)
	Sample IDs on COC do not match sample labels		Required trip blanks were not received		Required signatures are missing

Comments/Details/Other Issues not listed above: CoC and containers missing Sample Collection time.

3. Sample integrity issues: check applicable issues below and add details where appropriate:

	Samples: Past holding time		Samples: Condition needs to be brought to lab personnel's attention (details below)		Preservation: Improper
	Samples: Not field filtered		Containers: Broken or compromised		Temperature: not within acceptance criteria (typically 0-6C)
	Samples: Insufficient volume received		Containers: Incorrect		Temperature: Samples arrived frozen
	Samples: Cooler damaged or compromised		Custody Seals: Missing or compromised on samples, trip blanks or coolers		Vials received with improper headspace
	Samples: contain chlorine or sulfides		Packing Material: Insufficient/Improper		Other:

Comments/Details:

4. If Samples not preserved properly and Sample Receiving adjusts pH, add details below:

Sample ID:	Date/Time:	Amount/type pres added:
Preserved by:	Initial and Final pH:	Lot # of pres added:
Sample ID:	Date/Time:	Amount/type pres added:
Preserved by:	Initial and Final pH:	Lot # of pres added:
Sample ID:	Date/Time:	Amount/type pres added:
Preserved by:	Initial and Final pH:	Lot # of pres added:

5. Client Contact: If client is contacted for any issue listed above, fill in details below:

Client:	Contacted per:	
PM Initials:	Date/Time:	

Client Comments/Instructions:

Pace Analytical Services, LLC
9800 Kincey Ave. Suite 100
Huntersville, NC 28078
(704)875-9092

February 07, 2022

Andrew Street
Apex Companies - NC
5900 Northwoods Business Pkwy
Suite 5900-0
Charlotte, NC 28269

RE: Project: 2020-L1-2448 Incident
Pace Project No.: 92585378

Dear Andrew Street:

Enclosed are the analytical results for sample(s) received by the laboratory on February 01, 2022. The results relate only to the samples included in this report. Results reported herein conform to the applicable TNI/NELAC Standards and the laboratory's Quality Manual, where applicable, unless otherwise noted in the body of the report.

The test results provided in this final report were generated by each of the following laboratories within the Pace Network:

- Pace Analytical Services - Asheville
- Pace Analytical Services - Charlotte

If you have any questions concerning this report, please feel free to contact me.

Sincerely,

Angela M. Baioni

Angela Baioni
angela.baioni@pacelabs.com
(704)875-9092
Project Manager

Enclosures

cc: J Culbreath, Colonial Pipeline Company
Naomi Fretz, APEX Companies, LLC
Robert Hughes, Colonial Pipeline
Cameron Lee, Montrose-EPS
Jamie Moran, APEX Companies, LLC
Jeff Morrison, Colonial Pipeline Company
Tom Naumann, APEX Companies - NC
Joe Nicolette, Montrose-EPS
Kaitlyn Nootens, Apex Companies
Christopher Schultz, Apex Companies
Matt Teixeira, Apex Companies, LLC
Michael Verdon, Colonial Pipeline Company
JM Wyatt, Colonial Pipeline Company

REPORT OF LABORATORY ANALYSIS

This report shall not be reproduced, except in full,
without the written consent of Pace Analytical Services, LLC.

Pace Analytical Services, LLC
9800 Kincey Ave. Suite 100
Huntersville, NC 28078
(704)875-9092

CERTIFICATIONS

Project: 2020-L1-2448 Incident
Pace Project No.: 92585378

Pace Analytical Services Charlotte

South Carolina Laboratory ID: 99006
9800 Kincey Ave. Ste 100, Huntersville, NC 28078
North Carolina Drinking Water Certification #: 37706
North Carolina Field Services Certification #: 5342
North Carolina Wastewater Certification #: 12
South Carolina Laboratory ID: 99006
South Carolina Certification #: 99006001
South Carolina Drinking Water Cert. #: 99006003
Florida/NELAP Certification #: E87627
Kentucky UST Certification #: 84
Louisiana DoH Drinking Water #: LA029
Virginia/VELAP Certification #: 460221

Pace Analytical Services Asheville

2225 Riverside Drive, Asheville, NC 28804
Florida/NELAP Certification #: E87648
North Carolina Drinking Water Certification #: 37712
North Carolina Wastewater Certification #: 40
South Carolina Laboratory ID: 99030
South Carolina Certification #: 99030001
Virginia/VELAP Certification #: 460222

This report shall not be reproduced, except in full,
without the written consent of Pace Analytical Services, LLC.

Pace Analytical Services, LLC
9800 Kincey Ave. Suite 100
Huntersville, NC 28078
(704)875-9092

SAMPLE SUMMARY

Project: 2020-L1-2448 Incident
Pace Project No.: 92585378

Lab ID	Sample ID	Matrix	Date Collected	Date Received
92585378001	**14401_HC_RD**	Water	02/01/22 09:55	02/01/22 12:38

REPORT OF LABORATORY ANALYSIS

This report shall not be reproduced, except in full,
without the written consent of Pace Analytical Services, LLC.

Pace Analytical Services, LLC
9800 Kincey Ave. Suite 100
Huntersville, NC 28078
(704)875-9092

SAMPLE ANALYTE COUNT

Project: 2020-L1-2448 Incident
Pace Project No.: 92585378

Lab ID	Sample ID	Method	Analysts	Analytes Reported	Laboratory
92585378001	**14401_HC_RD**	MADEP VPH	MAD	6	PASI-C
		EPA 6010D	RDT	1	PASI-A
		SM 6200B	SAS	64	PASI-C

PASI-A = Pace Analytical Services - Asheville
PASI-C = Pace Analytical Services - Charlotte

This report shall not be reproduced, except in full,
without the written consent of Pace Analytical Services, LLC.

Pace Analytical Services, LLC
9800 Kincey Ave. Suite 100
Huntersville, NC 28078
(704)875-9092

ANALYTICAL RESULTS

Project: 2020-L1-2448 Incident
Pace Project No.: 92585378

Sample: 14401_HC_RD **Lab ID: 92585378001** Collected: 02/01/22 09:55 Received: 02/01/22 12:38 Matrix: Water

Parameters	Results	Units	Report Limit	MDL	DF	Prepared	Analyzed	CAS No.	Qual
VPH NC Water	Analytical Method: MADEP VPH Pace Analytical Services - Charlotte								
Total VPH (C5-C12)	ND	ug/L	50.0	50.0	1		02/02/22 05:52		N2
Aliphatic (C05-C08)	ND	ug/L	50.0	50.0	1		02/02/22 05:52		L1,N2
Aliphatic(C09-C12) Adjusted	ND	ug/L	50.0	50.0	1		02/02/22 05:52		N2
Aromatic (C09-C10)	ND	ug/L	50.0	50.0	1		02/02/22 05:52		N2
Surrogates									
4-Bromofluorobenzene (FID) (S)	102	%	70-130		1		02/02/22 05:52	460-00-4	
4-Bromofluorobenzene (PID) (S)	102	%	70-130		1		02/02/22 05:52	460-00-4	
6010 MET ICP	Analytical Method: EPA 6010D Preparation Method: EPA 3010A Pace Analytical Services - Asheville								
Lead	ND	ug/L	5.0	4.5	1	02/05/22 17:30	02/07/22 01:26	7439-92-1	BC
6200B MSV	Analytical Method: SM 6200B Pace Analytical Services - Charlotte								
Benzene	ND	ug/L	0.50	0.34	1		02/03/22 02:42	71-43-2	
Bromobenzene	ND	ug/L	0.50	0.29	1		02/03/22 02:42	108-86-1	
Bromochloromethane	ND	ug/L	0.50	0.47	1		02/03/22 02:42	74-97-5	
Bromodichloromethane	ND	ug/L	0.50	0.31	1		02/03/22 02:42	75-27-4	
Bromoform	ND	ug/L	0.50	0.34	1		02/03/22 02:42	75-25-2	
Bromomethane	ND	ug/L	5.0	1.7	1		02/03/22 02:42	74-83-9	IH
n-Butylbenzene	ND	ug/L	0.50	0.49	1		02/03/22 02:42	104-51-8	
sec-Butylbenzene	ND	ug/L	0.50	0.40	1		02/03/22 02:42	135-98-8	
tert-Butylbenzene	ND	ug/L	0.50	0.32	1		02/03/22 02:42	98-06-6	
Carbon tetrachloride	ND	ug/L	0.50	0.33	1		02/03/22 02:42	56-23-5	
Chlorobenzene	ND	ug/L	0.50	0.28	1		02/03/22 02:42	108-90-7	
Chloroethane	ND	ug/L	1.0	0.65	1		02/03/22 02:42	75-00-3	
Chloroform	ND	ug/L	0.50	0.35	1		02/03/22 02:42	67-66-3	
Chloromethane	ND	ug/L	1.0	0.54	1		02/03/22 02:42	74-87-3	
2-Chlorotoluene	ND	ug/L	0.50	0.32	1		02/03/22 02:42	95-49-8	
4-Chlorotoluene	ND	ug/L	0.50	0.32	1		02/03/22 02:42	106-43-4	
1,2-Dibromo-3-chloropropane	ND	ug/L	1.0	0.34	1		02/03/22 02:42	96-12-8	
Dibromochloromethane	ND	ug/L	0.50	0.36	1		02/03/22 02:42	124-48-1	
1,2-Dibromoethane (EDB)	ND	ug/L	0.50	0.27	1		02/03/22 02:42	106-93-4	
Dibromomethane	ND	ug/L	0.50	0.39	1		02/03/22 02:42	74-95-3	
1,2-Dichlorobenzene	ND	ug/L	0.50	0.34	1		02/03/22 02:42	95-50-1	
1,3-Dichlorobenzene	ND	ug/L	0.50	0.34	1		02/03/22 02:42	541-73-1	
1,4-Dichlorobenzene	ND	ug/L	0.50	0.33	1		02/03/22 02:42	106-46-7	
Dichlorodifluoromethane	ND	ug/L	0.50	0.35	1		02/03/22 02:42	75-71-8	L1
1,1-Dichloroethane	ND	ug/L	0.50	0.37	1		02/03/22 02:42	75-34-3	
1,2-Dichloroethane	ND	ug/L	0.50	0.32	1		02/03/22 02:42	107-06-2	
1,1-Dichloroethene	ND	ug/L	0.50	0.35	1		02/03/22 02:42	75-35-4	
cis-1,2-Dichloroethene	ND	ug/L	0.50	0.38	1		02/03/22 02:42	156-59-2	
trans-1,2-Dichloroethene	ND	ug/L	0.50	0.40	1		02/03/22 02:42	156-60-5	
1,2-Dichloropropane	ND	ug/L	0.50	0.36	1		02/03/22 02:42	78-87-5	
1,3-Dichloropropane	ND	ug/L	0.50	0.28	1		02/03/22 02:42	142-28-9	

REPORT OF LABORATORY ANALYSIS

This report shall not be reproduced, except in full,
without the written consent of Pace Analytical Services, LLC.

Pace Analytical Services, LLC
9800 Kincey Ave. Suite 100
Huntersville, NC 28078
(704)875-9092

ANALYTICAL RESULTS

Project: 2020-L1-2448 Incident
Pace Project No.: 92585378

Sample: 14401_HC_RD **Lab ID: 92585378001** Collected: 02/01/22 09:55 Received: 02/01/22 12:38 Matrix: Water

Parameters	Results	Units	Report Limit	MDL	DF	Prepared	Analyzed	CAS No.	Qual
6200B MSV	Analytical Method: SM 6200B Pace Analytical Services - Charlotte								
2,2-Dichloropropane	ND	ug/L	0.50	0.39	1		02/03/22 02:42	594-20-7	
1,1-Dichloropropene	ND	ug/L	0.50	0.43	1		02/03/22 02:42	563-58-6	
cis-1,3-Dichloropropene	ND	ug/L	0.50	0.36	1		02/03/22 02:42	10061-01-5	
trans-1,3-Dichloropropene	ND	ug/L	0.50	0.36	1		02/03/22 02:42	10061-02-6	
Diisopropyl ether	ND	ug/L	0.50	0.31	1		02/03/22 02:42	108-20-3	
Ethanol	ND	ug/L	200	72.2	1		02/03/22 02:42	64-17-5	
Ethylbenzene	ND	ug/L	0.50	0.30	1		02/03/22 02:42	100-41-4	
Hexachloro-1,3-butadiene	ND	ug/L	2.0	1.5	1		02/03/22 02:42	87-68-3	
Isopropylbenzene (Cumene)	ND	ug/L	0.50	0.33	1		02/03/22 02:42	98-82-8	
Methylene Chloride	ND	ug/L	2.0	2.0	1		02/03/22 02:42	75-09-2	
Methyl-tert-butyl ether	ND	ug/L	0.50	0.42	1		02/03/22 02:42	1634-04-4	
Naphthalene	ND	ug/L	2.0	0.64	1		02/03/22 02:42	91-20-3	
n-Propylbenzene	ND	ug/L	0.50	0.34	1		02/03/22 02:42	103-65-1	
Styrene	ND	ug/L	0.50	0.29	1		02/03/22 02:42	100-42-5	
1,1,1,2-Tetrachloroethane	ND	ug/L	0.50	0.31	1		02/03/22 02:42	630-20-6	
1,1,2,2-Tetrachloroethane	ND	ug/L	0.50	0.22	1		02/03/22 02:42	79-34-5	
Tetrachloroethene	ND	ug/L	0.50	0.29	1		02/03/22 02:42	127-18-4	
Toluene	ND	ug/L	0.50	0.48	1		02/03/22 02:42	108-88-3	
1,2,3-Trichlorobenzene	ND	ug/L	2.0	0.81	1		02/03/22 02:42	87-61-6	
1,2,4-Trichlorobenzene	ND	ug/L	2.0	0.64	1		02/03/22 02:42	120-82-1	
1,1,1-Trichloroethane	ND	ug/L	0.50	0.33	1		02/03/22 02:42	71-55-6	
1,1,2-Trichloroethane	ND	ug/L	0.50	0.32	1		02/03/22 02:42	79-00-5	
Trichloroethene	ND	ug/L	0.50	0.38	1		02/03/22 02:42	79-01-6	
Trichlorofluoromethane	ND	ug/L	1.0	0.30	1		02/03/22 02:42	75-69-4	
1,2,3-Trichloropropane	ND	ug/L	0.50	0.26	1		02/03/22 02:42	96-18-4	
1,2,4-Trimethylbenzene	ND	ug/L	0.50	0.50	1		02/03/22 02:42	95-63-6	
1,3,5-Trimethylbenzene	ND	ug/L	0.50	0.33	1		02/03/22 02:42	108-67-8	
Vinyl chloride	ND	ug/L	1.0	0.39	1		02/03/22 02:42	75-01-4	
m&p-Xylene	ND	ug/L	1.0	0.71	1		02/03/22 02:42	179601-23-1	
o-Xylene	ND	ug/L	0.50	0.34	1		02/03/22 02:42	95-47-6	
Surrogates									
1,2-Dichloroethane-d4 (S)	103	%	70-130		1		02/03/22 02:42	17060-07-0	
4-Bromofluorobenzene (S)	97	%	70-130		1		02/03/22 02:42	460-00-4	
Toluene-d8 (S)	99	%	70-130		1		02/03/22 02:42	2037-26-5	

REPORT OF LABORATORY ANALYSIS

This report shall not be reproduced, except in full,
without the written consent of Pace Analytical Services, LLC.

Pace Analytical Services, LLC
9800 Kincey Ave. Suite 100
Huntersville, NC 28078
(704)875-9092

QUALITY CONTROL DATA

Project: 2020-L1-2448 Incident
Pace Project No.: 92585378

QC Batch: 675349
QC Batch Method: MADEP VPH
Analysis Method: MADEP VPH
Analysis Description: VPH NC Water
Laboratory: Pace Analytical Services - Charlotte
Associated Lab Samples: 92585378001

METHOD BLANK: 3534774 Matrix: Water
Associated Lab Samples: 92585378001

Parameter	Units	Blank Result	Reporting Limit	MDL	Analyzed	Qualifiers
Aliphatic (C05-C08)	ug/L	ND	500	500	02/01/22 21:15	N2
Aromatic (C09-C10)	ug/L	ND	50.0	50.0	02/01/22 21:15	N2
4-Bromofluorobenzene (FID) (S)	%	102	70-130		02/01/22 21:15	
4-Bromofluorobenzene (PID) (S)	%	102	70-130		02/01/22 21:15	

LABORATORY CONTROL SAMPLE & LCSD: 3534775 3534776

Parameter	Units	Spike Conc.	LCS Result	LCSD Result	LCS % Rec	LCSD % Rec	% Rec Limits	RPD	Max RPD	Qualifiers
Aliphatic (C05-C08)	ug/L	300	399	399	133	133	70-130	0	25	L1,N2
Aromatic (C09-C10)	ug/L	100	97.6	97.9	98	98	70-130	0	25	N2
4-Bromofluorobenzene (FID) (S)	%				100	99	70-130			
4-Bromofluorobenzene (PID) (S)	%				102	99	70-130			

Results presented on this page are in the units indicated by the "Units" column except where an alternate unit is presented to the right of the result.

REPORT OF LABORATORY ANALYSIS

This report shall not be reproduced, except in full,
without the written consent of Pace Analytical Services, LLC.

Pace Analytical Services, LLC
9800 Kincey Ave. Suite 100
Huntersville, NC 28078
(704)875-9092

QUALITY CONTROL DATA

Project: 2020-L1-2448 Incident
Pace Project No.: 92585378

QC Batch: 676293
QC Batch Method: EPA 3010A
Analysis Method: EPA 6010D
Analysis Description: 6010 MET
Laboratory: Pace Analytical Services - Asheville
Associated Lab Samples: 92585378001

METHOD BLANK: 3539933 Matrix: Water
Associated Lab Samples: 92585378001

Parameter	Units	Blank Result	Reporting Limit	MDL	Analyzed	Qualifiers
Lead	ug/L	ND	5.0	4.5	02/07/22 01:19	

LABORATORY CONTROL SAMPLE: 3539934

Parameter	Units	Spike Conc.	LCS Result	LCS % Rec	% Rec Limits	Qualifiers
Lead	ug/L	500	490	98	80-120	

MATRIX SPIKE & MATRIX SPIKE DUPLICATE: 3539935 3539936

Parameter	Units	92585378001 Result	MS Spike Conc.	MSD Spike Conc.	MS Result	MSD Result	MS % Rec	MSD % Rec	% Rec Limits	RPD	Max RPD	Qual
Lead	ug/L	ND	500	500	483	475	96	94	75-125	2	20	

Results presented on this page are in the units indicated by the "Units" column except where an alternate unit is presented to the right of the result.

REPORT OF LABORATORY ANALYSIS

This report shall not be reproduced, except in full,
without the written consent of Pace Analytical Services, LLC.

Pace Analytical Services, LLC
9800 Kincey Ave. Suite 100
Huntersville, NC 28078
(704)875-9092

QUALITY CONTROL DATA

Project: 2020-L1-2448 Incident
Pace Project No.: 92585378

QC Batch: 675604
QC Batch Method: SM 6200B
Analysis Method: SM 6200B
Analysis Description: 6200B MSV
Laboratory: Pace Analytical Services - Charlotte

Associated Lab Samples: 92585378001

METHOD BLANK: 3536079 Matrix: Water
Associated Lab Samples: 92585378001

Parameter	Units	Blank Result	Reporting Limit	MDL	Analyzed	Qualifiers
1,1,1,2-Tetrachloroethane	ug/L	ND	0.50	0.31	02/03/22 00:36	
1,1,1-Trichloroethane	ug/L	ND	0.50	0.33	02/03/22 00:36	
1,1,2,2-Tetrachloroethane	ug/L	ND	0.50	0.22	02/03/22 00:36	
1,1,2-Trichloroethane	ug/L	ND	0.50	0.32	02/03/22 00:36	
1,1-Dichloroethane	ug/L	ND	0.50	0.37	02/03/22 00:36	
1,1-Dichloroethene	ug/L	ND	0.50	0.35	02/03/22 00:36	
1,1-Dichloropropene	ug/L	ND	0.50	0.43	02/03/22 00:36	
1,2,3-Trichlorobenzene	ug/L	ND	2.0	0.81	02/03/22 00:36	
1,2,3-Trichloropropane	ug/L	ND	0.50	0.26	02/03/22 00:36	
1,2,4-Trichlorobenzene	ug/L	ND	2.0	0.64	02/03/22 00:36	
1,2,4-Trimethylbenzene	ug/L	ND	0.50	0.50	02/03/22 00:36	
1,2-Dibromo-3-chloropropane	ug/L	ND	1.0	0.34	02/03/22 00:36	
1,2-Dibromoethane (EDB)	ug/L	ND	0.50	0.27	02/03/22 00:36	
1,2-Dichlorobenzene	ug/L	ND	0.50	0.34	02/03/22 00:36	
1,2-Dichloroethane	ug/L	ND	0.50	0.32	02/03/22 00:36	
1,2-Dichloropropane	ug/L	ND	0.50	0.36	02/03/22 00:36	
1,3,5-Trimethylbenzene	ug/L	ND	0.50	0.33	02/03/22 00:36	
1,3-Dichlorobenzene	ug/L	ND	0.50	0.34	02/03/22 00:36	
1,3-Dichloropropane	ug/L	ND	0.50	0.28	02/03/22 00:36	
1,4-Dichlorobenzene	ug/L	ND	0.50	0.33	02/03/22 00:36	
2,2-Dichloropropane	ug/L	ND	0.50	0.39	02/03/22 00:36	
2-Chlorotoluene	ug/L	ND	0.50	0.32	02/03/22 00:36	
4-Chlorotoluene	ug/L	ND	0.50	0.32	02/03/22 00:36	
Benzene	ug/L	ND	0.50	0.34	02/03/22 00:36	
Bromobenzene	ug/L	ND	0.50	0.29	02/03/22 00:36	
Bromochloromethane	ug/L	ND	0.50	0.47	02/03/22 00:36	
Bromodichloromethane	ug/L	ND	0.50	0.31	02/03/22 00:36	
Bromoform	ug/L	ND	0.50	0.34	02/03/22 00:36	
Bromomethane	ug/L	ND	5.0	1.7	02/03/22 00:36	IH
Carbon tetrachloride	ug/L	ND	0.50	0.33	02/03/22 00:36	
Chlorobenzene	ug/L	ND	0.50	0.28	02/03/22 00:36	
Chloroethane	ug/L	ND	1.0	0.65	02/03/22 00:36	
Chloroform	ug/L	ND	0.50	0.35	02/03/22 00:36	
Chloromethane	ug/L	ND	1.0	0.54	02/03/22 00:36	
cis-1,2-Dichloroethene	ug/L	ND	0.50	0.38	02/03/22 00:36	
cis-1,3-Dichloropropene	ug/L	ND	0.50	0.36	02/03/22 00:36	
Dibromochloromethane	ug/L	ND	0.50	0.36	02/03/22 00:36	
Dibromomethane	ug/L	ND	0.50	0.39	02/03/22 00:36	
Dichlorodifluoromethane	ug/L	ND	0.50	0.35	02/03/22 00:36	
Diisopropyl ether	ug/L	ND	0.50	0.31	02/03/22 00:36	

Results presented on this page are in the units indicated by the "Units" column except where an alternate unit is presented to the right of the result.

REPORT OF LABORATORY ANALYSIS

This report shall not be reproduced, except in full,
without the written consent of Pace Analytical Services, LLC.

Pace Analytical Services, LLC
9800 Kincey Ave. Suite 100
Huntersville, NC 28078
(704)875-9092

QUALITY CONTROL DATA

Project: 2020-L1-2448 Incident
Pace Project No.: 92585378

METHOD BLANK: 3536079 Matrix: Water
Associated Lab Samples: 92585378001

Parameter	Units	Blank Result	Reporting Limit	MDL	Analyzed	Qualifiers
Ethanol	ug/L	ND	200	72.2	02/03/22 00:36	
Ethylbenzene	ug/L	ND	0.50	0.30	02/03/22 00:36	
Hexachloro-1,3-butadiene	ug/L	ND	2.0	1.5	02/03/22 00:36	
Isopropylbenzene (Cumene)	ug/L	ND	0.50	0.33	02/03/22 00:36	
m&p-Xylene	ug/L	ND	1.0	0.71	02/03/22 00:36	
Methyl-tert-butyl ether	ug/L	ND	0.50	0.42	02/03/22 00:36	
Methylene Chloride	ug/L	ND	2.0	2.0	02/03/22 00:36	
n-Butylbenzene	ug/L	ND	0.50	0.49	02/03/22 00:36	
n-Propylbenzene	ug/L	ND	0.50	0.34	02/03/22 00:36	
Naphthalene	ug/L	ND	2.0	0.64	02/03/22 00:36	
o-Xylene	ug/L	ND	0.50	0.34	02/03/22 00:36	
sec-Butylbenzene	ug/L	ND	0.50	0.40	02/03/22 00:36	
Styrene	ug/L	ND	0.50	0.29	02/03/22 00:36	
tert-Butylbenzene	ug/L	ND	0.50	0.32	02/03/22 00:36	
Tetrachloroethene	ug/L	ND	0.50	0.29	02/03/22 00:36	
Toluene	ug/L	ND	0.50	0.48	02/03/22 00:36	
trans-1,2-Dichloroethene	ug/L	ND	0.50	0.40	02/03/22 00:36	
trans-1,3-Dichloropropene	ug/L	ND	0.50	0.36	02/03/22 00:36	
Trichloroethene	ug/L	ND	0.50	0.38	02/03/22 00:36	
Trichlorofluoromethane	ug/L	ND	1.0	0.30	02/03/22 00:36	
Vinyl chloride	ug/L	ND	1.0	0.39	02/03/22 00:36	
1,2-Dichloroethane-d4 (S)	%	102	70-130		02/03/22 00:36	
4-Bromofluorobenzene (S)	%	96	70-130		02/03/22 00:36	
Toluene-d8 (S)	%	101	70-130		02/03/22 00:36	

LABORATORY CONTROL SAMPLE: 3536080

Parameter	Units	Spike Conc.	LCS Result	LCS % Rec	% Rec Limits	Qualifiers
1,1,1,2-Tetrachloroethane	ug/L	50	51.2	102	60-140	
1,1,1-Trichloroethane	ug/L	50	47.9	96	60-140	
1,1,2,2-Tetrachloroethane	ug/L	50	51.7	103	60-140	
1,1,2-Trichloroethane	ug/L	50	48.8	98	60-140	
1,1-Dichloroethane	ug/L	50	46.9	94	60-140	
1,1-Dichloroethene	ug/L	50	44.7	89	60-140	
1,1-Dichloropropene	ug/L	50	46.9	94	60-140	
1,2,3-Trichlorobenzene	ug/L	50	49.8	100	60-140	
1,2,3-Trichloropropane	ug/L	50	48.5	97	60-140	
1,2,4-Trichlorobenzene	ug/L	50	50.7	101	60-140	
1,2,4-Trimethylbenzene	ug/L	50	47.1	94	60-140	
1,2-Dibromo-3-chloropropane	ug/L	50	60.1	120	60-140	
1,2-Dibromoethane (EDB)	ug/L	50	52.4	105	60-140	
1,2-Dichlorobenzene	ug/L	50	47.4	95	60-140	
1,2-Dichloroethane	ug/L	50	48.5	97	60-140	
1,2-Dichloropropane	ug/L	50	48.4	97	60-140	

Results presented on this page are in the units indicated by the "Units" column except where an alternate unit is presented to the right of the result.

REPORT OF LABORATORY ANALYSIS

This report shall not be reproduced, except in full,
without the written consent of Pace Analytical Services, LLC.

Pace Analytical Services, LLC
9800 Kincey Ave. Suite 100
Huntersville, NC 28078
(704)875-9092

QUALITY CONTROL DATA

Project: 2020-L1-2448 Incident
Pace Project No.: 92585378

LABORATORY CONTROL SAMPLE: 3536080

Parameter	Units	Spike Conc.	LCS Result	LCS % Rec	% Rec Limits	Qualifiers
1,3,5-Trimethylbenzene	ug/L	50	47.2	94	60-140	
1,3-Dichlorobenzene	ug/L	50	49.2	98	60-140	
1,3-Dichloropropane	ug/L	50	49.7	99	60-140	
1,4-Dichlorobenzene	ug/L	50	47.7	95	60-140	
2,2-Dichloropropane	ug/L	50	46.9	94	60-140	
2-Chlorotoluene	ug/L	50	49.1	98	60-140	
4-Chlorotoluene	ug/L	50	46.5	93	60-140	
Benzene	ug/L	50	46.5	93	60-140	
Bromobenzene	ug/L	50	49.2	98	60-140	
Bromochloromethane	ug/L	50	48.5	97	60-140	
Bromodichloromethane	ug/L	50	50.4	101	60-140	
Bromoform	ug/L	50	55.9	112	60-140	
Bromomethane	ug/L	50	69.5	139	60-140	IH
Carbon tetrachloride	ug/L	50	49.6	99	60-140	
Chlorobenzene	ug/L	50	48.1	96	60-140	
Chloroethane	ug/L	50	43.1	86	60-140	
Chloroform	ug/L	50	44.1	88	60-140	
Chloromethane	ug/L	50	57.1	114	60-140	
cis-1,2-Dichloroethene	ug/L	50	47.7	95	60-140	
cis-1,3-Dichloropropene	ug/L	50	51.2	102	60-140	
Dibromochloromethane	ug/L	50	53.0	106	60-140	
Dibromomethane	ug/L	50	50.8	102	60-140	
Dichlorodifluoromethane	ug/L	50	72.4	145	60-140	L1
Diisopropyl ether	ug/L	50	45.3	91	60-140	
Ethanol	ug/L	2000	2130	106	60-140	
Ethylbenzene	ug/L	50	47.0	94	60-140	
Hexachloro-1,3-butadiene	ug/L	50	52.1	104	60-140	
Isopropylbenzene (Cumene)	ug/L	50	48.2	96	60-140	
m&p-Xylene	ug/L	100	95.1	95	60-140	
Methyl-tert-butyl ether	ug/L	50	45.9	92	60-140	
Methylene Chloride	ug/L	50	51.6	103	60-140	
n-Butylbenzene	ug/L	50	47.1	94	60-140	
n-Propylbenzene	ug/L	50	47.3	95	60-140	
Naphthalene	ug/L	50	50.7	101	60-140	
o-Xylene	ug/L	50	49.9	100	60-140	
sec-Butylbenzene	ug/L	50	46.9	94	60-140	
Styrene	ug/L	50	50.9	102	60-140	
tert-Butylbenzene	ug/L	50	40.8	82	60-140	
Tetrachloroethene	ug/L	50	47.0	94	60-140	
Toluene	ug/L	50	46.7	93	60-140	
trans-1,2-Dichloroethene	ug/L	50	47.3	95	60-140	
trans-1,3-Dichloropropene	ug/L	50	51.7	103	60-140	
Trichloroethene	ug/L	50	48.8	98	60-140	
Trichlorofluoromethane	ug/L	50	44.5	89	60-140	
Vinyl chloride	ug/L	50	53.8	108	60-140	
1,2-Dichloroethane-d4 (S)	%			100	70-130	
4-Bromofluorobenzene (S)	%			99	70-130	

Results presented on this page are in the units indicated by the "Units" column except where an alternate unit is presented to the right of the result.

REPORT OF LABORATORY ANALYSIS

This report shall not be reproduced, except in full,
without the written consent of Pace Analytical Services, LLC.

Pace Analytical Services, LLC
9800 Kincey Ave. Suite 100
Huntersville, NC 28078
(704)875-9092

QUALITY CONTROL DATA

Project: 2020-L1-2448 Incident
Pace Project No.: 92585378

LABORATORY CONTROL SAMPLE: 3536080

Parameter	Units	Spike Conc.	LCS Result	LCS % Rec	% Rec Limits	Qualifiers
Toluene-d8 (S)	%			100	70-130	

MATRIX SPIKE & MATRIX SPIKE DUPLICATE: 3536081 3536082

Parameter	Units	92585184007 Result	MS Spike Conc.	MSD Spike Conc.	MS Result	MSD Result	MS % Rec	MSD % Rec	% Rec Limits	RPD	Max RPD	Qual
1,1,1,2-Tetrachloroethane	ug/L	ND	2000	2000	2190	2220	110	111	60-140	2	30	
1,1,1-Trichloroethane	ug/L	ND	2000	2000	2090	2120	104	106	60-140	2	30	
1,1,2,2-Tetrachloroethane	ug/L	ND	2000	2000	2100	2210	105	111	60-140	5	30	
1,1,2-Trichloroethane	ug/L	ND	2000	2000	2090	2160	104	108	60-140	3	30	
1,1-Dichloroethane	ug/L	ND	2000	2000	1990	2040	100	102	60-140	3	30	
1,1-Dichloroethene	ug/L	ND	2000	2000	1870	1920	94	96	60-140	2	30	
1,1-Dichloropropene	ug/L	ND	2000	2000	2010	2090	101	104	60-140	4	30	
1,2,3-Trichlorobenzene	ug/L	ND	2000	2000	2090	2120	104	106	60-140	2	30	
1,2,3-Trichloropropane	ug/L	ND	2000	2000	2020	2090	101	104	60-140	3	30	
1,2,4-Trichlorobenzene	ug/L	ND	2000	2000	2190	2140	109	107	60-140	2	30	
1,2,4-Trimethylbenzene	ug/L	2770	2000	2000	4890	5010	106	112	60-140	2	30	
1,2-Dibromo-3-chloropropane	ug/L	ND	2000	2000	2290	2290	115	115	60-140	0	30	
1,2-Dibromoethane (EDB)	ug/L	ND	2000	2000	2170	2210	108	111	60-140	2	30	
1,2-Dichlorobenzene	ug/L	ND	2000	2000	2090	2140	105	107	60-140	2	30	
1,2-Dichloroethane	ug/L	ND	2000	2000	2010	2120	100	106	60-140	6	30	
1,2-Dichloropropane	ug/L	ND	2000	2000	2120	2120	106	106	60-140	0	30	
1,3,5-Trimethylbenzene	ug/L	848	2000	2000	3000	3050	107	110	60-140	2	30	
1,3-Dichlorobenzene	ug/L	ND	2000	2000	2170	2190	108	109	60-140	1	30	
1,3-Dichloropropane	ug/L	ND	2000	2000	2110	2140	106	107	60-140	1	30	
1,4-Dichlorobenzene	ug/L	ND	2000	2000	2160	2130	108	106	60-140	1	30	
2,2-Dichloropropane	ug/L	ND	2000	2000	1720	1780	86	89	60-140	4	30	
2-Chlorotoluene	ug/L	ND	2000	2000	2300	2290	115	115	60-140	0	30	
4-Chlorotoluene	ug/L	ND	2000	2000	2090	2070	104	103	60-140	1	30	
Benzene	ug/L	4130	2000	2000	6020	6260	94	107	60-140	4	30	
Bromobenzene	ug/L	ND	2000	2000	2160	2200	108	110	60-140	2	30	
Bromochloromethane	ug/L	ND	2000	2000	1990	2070	100	103	60-140	4	30	
Bromodichloromethane	ug/L	ND	2000	2000	2100	2180	105	109	60-140	4	30	
Bromoform	ug/L	ND	2000	2000	2110	2260	106	113	60-140	7	30	
Bromomethane	ug/L	ND	2000	2000	1740	2280	87	114	60-140	27	30	IH
Carbon tetrachloride	ug/L	ND	2000	2000	2130	2100	107	105	60-140	1	30	
Chlorobenzene	ug/L	ND	2000	2000	2130	2160	106	108	60-140	2	30	
Chloroethane	ug/L	ND	2000	2000	2210	2190	110	110	60-140	1	30	
Chloroform	ug/L	43.1J	2000	2000	1970	1960	96	96	60-140	1	30	
Chloromethane	ug/L	ND	2000	2000	1790	1830	89	91	60-140	2	30	
cis-1,2-Dichloroethene	ug/L	ND	2000	2000	2090	2060	103	102	60-140	1	30	
cis-1,3-Dichloropropene	ug/L	ND	2000	2000	2040	2050	102	103	60-140	1	30	
Dibromochloromethane	ug/L	ND	2000	2000	2070	2170	103	108	60-140	5	30	
Dibromomethane	ug/L	ND	2000	2000	2010	2100	101	105	60-140	4	30	

Results presented on this page are in the units indicated by the "Units" column except where an alternate unit is presented to the right of the result.

REPORT OF LABORATORY ANALYSIS

This report shall not be reproduced, except in full,
without the written consent of Pace Analytical Services, LLC.

Pace Analytical Services, LLC
9800 Kincey Ave. Suite 100
Huntersville, NC 28078
(704)875-9092

QUALITY CONTROL DATA

Project: 2020-L1-2448 Incident
Pace Project No.: 92585378

MATRIX SPIKE & MATRIX SPIKE DUPLICATE: 3536081 3536082

Parameter	Units	92585184007 Result	MS Spike Conc.	MSD Spike Conc.	MS Result	MSD Result	MS % Rec	MSD % Rec	% Rec Limits	RPD	Max RPD	Qual
Dichlorodifluoromethane	ug/L	ND	2000	2000	1920	1780	96	89	60-140	8	30	
Diisopropyl ether	ug/L	98.2	2000	2000	1990	2050	94	97	60-140	3	30	
Ethanol	ug/L	ND	80000	80000	82200	84100	103	105	60-140	2	30	
Ethylbenzene	ug/L	1950	2000	2000	4060	4210	105	113	60-140	4	30	
Hexachloro-1,3-butadiene	ug/L	ND	2000	2000	2400	2450	120	123	60-140	2	30	
Isopropylbenzene (Cumene)	ug/L	98.4	2000	2000	2260	2330	108	112	60-140	3	30	
m&p-Xylene	ug/L	8050	4000	4000	12200	12700	103	116	60-140	4	30	
Methyl-tert-butyl ether	ug/L	43.4J	2000	2000	1890	1950	92	95	60-140	3	30	
Methylene Chloride	ug/L	ND	2000	2000	2180	2240	109	112	60-140	3	30	
n-Butylbenzene	ug/L	ND	2000	2000	2230	2230	112	111	60-140	0	30	
n-Propylbenzene	ug/L	319	2000	2000	2480	2490	108	109	60-140	1	30	
Naphthalene	ug/L	693	2000	2000	2740	2840	102	107	60-140	4	30	
o-Xylene	ug/L	3520	2000	2000	5750	5950	112	122	60-140	3	30	
sec-Butylbenzene	ug/L	ND	2000	2000	2220	2230	111	111	60-140	0	30	
Styrene	ug/L	44.2J	2000	2000	2270	2300	111	113	60-140	1	30	
tert-Butylbenzene	ug/L	ND	2000	2000	1840	1870	92	93	60-140	1	30	
Tetrachloroethene	ug/L	ND	2000	2000	2080	2070	104	103	60-140	0	30	
Toluene	ug/L	11800	2000	2000	13700	14300	95	123	60-140	4	30	
trans-1,2-Dichloroethene	ug/L	ND	2000	2000	2050	2040	102	102	60-140	0	30	
trans-1,3-Dichloropropene	ug/L	ND	2000	2000	2020	2060	101	103	60-140	2	30	
Trichloroethene	ug/L	ND	2000	2000	2060	2110	103	106	60-140	2	30	
Trichlorofluoromethane	ug/L	ND	2000	2000	1910	1870	95	93	60-140	2	30	
Vinyl chloride	ug/L	ND	2000	2000	1960	1950	98	97	60-140	1	30	
1,2-Dichloroethane-d4 (S)	%						99	99	70-130			
4-Bromofluorobenzene (S)	%						98	99	70-130			
Toluene-d8 (S)	%						99	102	70-130			

Results presented on this page are in the units indicated by the "Units" column except where an alternate unit is presented to the right of the result.

REPORT OF LABORATORY ANALYSIS

This report shall not be reproduced, except in full,
without the written consent of Pace Analytical Services, LLC.

Pace Analytical Services, LLC
9800 Kincey Ave. Suite 100
Huntersville, NC 28078
(704)875-9092

QUALIFIERS

Project: 2020-L1-2448 Incident
Pace Project No.: 92585378

DEFINITIONS

DF - Dilution Factor, if reported, represents the factor applied to the reported data due to dilution of the sample aliquot.

ND - Not Detected at or above adjusted reporting limit.

TNTC - Too Numerous To Count

J - Estimated concentration above the adjusted method detection limit and below the adjusted reporting limit.

MDL - Adjusted Method Detection Limit.

PQL - Practical Quantitation Limit.

RL - Reporting Limit - The lowest concentration value that meets project requirements for quantitative data with known precision and bias for a specific analyte in a specific matrix.

S - Surrogate

1,2-Diphenylhydrazine decomposes to and cannot be separated from Azobenzene using Method 8270. The result for each analyte is a combined concentration.

Consistent with EPA guidelines, unrounded data are displayed and have been used to calculate % recovery and RPD values.

LCS(D) - Laboratory Control Sample (Duplicate)

MS(D) - Matrix Spike (Duplicate)

DUP - Sample Duplicate

RPD - Relative Percent Difference

NC - Not Calculable.

SG - Silica Gel - Clean-Up

U - Indicates the compound was analyzed for, but not detected.

Acid preservation may not be appropriate for 2 Chloroethylvinyl ether.

A separate vial preserved to a pH of 4-5 is recommended in SW846 Chapter 4 for the analysis of Acrolein and Acrylonitrile by EPA Method 8260.

N-Nitrosodiphenylamine decomposes and cannot be separated from Diphenylamine using Method 8270. The result reported for each analyte is a combined concentration.

Reported results are not rounded until the final step prior to reporting. Therefore, calculated parameters that are typically reported as "Total" may vary slightly from the sum of the reported component parameters.

Pace Analytical is TNI accredited. Contact your Pace PM for the current list of accredited analytes.

TNI - The NELAC Institute.

ANALYTE QUALIFIERS

BC	The same analyte was detected in an associated blank at a concentration above 1/2 the reporting limit but below the laboratory reporting limit.
IH	This analyte exceeded secondary source verification criteria high for the initial calibration. The reported results should be considered an estimated value.
L1	Analyte recovery in the laboratory control sample (LCS) was above QC limits. Results for this analyte in associated samples may be biased high.
N2	The lab does not hold NELAC/TNI accreditation for this parameter but other accreditations/certifications may apply. A complete list of accreditations/certifications is available upon request.

This report shall not be reproduced, except in full,
without the written consent of Pace Analytical Services, LLC.

Pace Analytical Services, LLC
9800 Kincey Ave. Suite 100
Huntersville, NC 28078
(704)875-9092

QUALITY CONTROL DATA CROSS REFERENCE TABLE

Project: 2020-L1-2448 Incident
Pace Project No.: 92585378

Lab ID	Sample ID	QC Batch Method	QC Batch	Analytical Method	Analytical Batch
92585378001	**14401_HC_RD**	MADEP VPH	675349		
92585378001	**14401_HC_RD**	EPA 3010A	676293	EPA 6010D	676315
92585378001	**14401_HC_RD**	SM 6200B	675604		

This report shall not be reproduced, except in full,
without the written consent of Pace Analytical Services, LLC.

CHAIN-OF-CUSTODY Analytical Request Document

Pace Analytical

Chain-of-Custody is a LEGAL DOCUMENT - Complete all relevent fields

WO# : 92585378

92585378

Company: Apex Companies	Billing Information:
Address:	
Report To: Andrew Street	Email To: andrew.street@apexcos.com
Copy To:	Site Collection Info/Address: 14401 Huntersville Concord Rd.
Customer Project Name/Number: 2020-LI-2448	State: NC County/City: Huntersville Time Zone Collected: [ ] PT [ ] MT [ ] CT [ ] ET
Phone: Email:	Site/Facility ID #: Compliance Monitoring? [ ] Yes [ ] No
Collected By (print): Matt T.	Purchase Order #: Quote #: DW PWS ID #: DW Location Code:
Collected By (signature): Tex	Turnaround Date Required: ASAP Immediately Packed on Ice: [ ] Yes [ ] No
Sample Disposal: [ ] Dispose as appropriate [ ] Return [ ] Archive: [ ] Hold:	Rush: [ ] Same Day [ ] Next Day [ ] 2 Day [ ] 3 Day [ ] 4 Day [ ] 5 Day (Expedite Charges Apply) Field Filtered (if applicable): [ ] Yes [ ] No Analysis:

* Matrix Codes (Insert in Matrix box below): Drinking Water (DW), Ground Water (GW), Wastewater (WW), Product (P), Soil/Solid (SL), Oil (OL), Wipe (WP), Air (AR), Tissue (TS), Bioassay (B), Vapor (V), Other (OT)

Customer Sample ID	Matrix *	Comp / Grab	Collected (or Composite Start) Date	Collected (or Composite Start) Time	Composite End Date	Composite End Time	Res Cl	# of Ctns	VOCs 6200B	MADEP VPH	LEAD	Lab Sample # / Comments
14401_HC_RD	DW	G	2-1-22	0955				8	x	x	x	001

** Preservative Types: (1) nitric acid, (2) sulfuric acid, (3) hydrochloric acid, (4) sodium hydroxide, (5) zinc acetate, (6) methanol, (7) sodium bisulfate, (8) sodium thiosulfate, (9) hexane, (A) ascorbic acid, (B) ammonium sulfate, (C) ammonium hydroxide, (D) TSP, (U) Unpreserved, (O) Other _____

Container Preservative Type

Analyses

Lab Profile/Line:

Lab Sample Receipt Checklist:

Custody Seals Present/Intact	Y (N) NA
Custody Signatures Present	Y N NA
Collector Signature Present	Y N NA
Bottles Intact	Y N NA
Correct Bottles	Y N NA
Sufficient Volume	Y N NA
Samples Received on Ice	Y N NA
VOA - Headspace Acceptable	Y N NA
USDA Regulated Soils	Y N NA
Samples in Holding Time	Y N NA
Residual Chlorine Present	Y N NA
Cl Strips:	
Sample pH Acceptable	Y N NA
pH Strips: 2238KH/LV	
Sulfide Present	Y N NA
Lead Acetate Strips:	

LAB USE ONLY:

Lab Sample # / Comments:

92585378

001

Customer Remarks / Special Conditions / Possible Hazards:

Type of Ice Used: Wet Blue Dry None

Packing Material Used: BB

Radchem sample(s) screened (<500 cpm): Y N NA

SHORT HOLDS PRESENT (<72 hours): Y N N/A

Lab Tracking #: 2632563

Samples received via: FEDEX UPS Client Courier Pace Courier

Lab Sample Temperature Info:

Temp Blank Received: Y N NA

Therm ID#: 92106A

Cooler 1 Temp Upon Receipt: 2.1 oC

Cooler 1 Therm Corr. Factor: 0 oC

Cooler 1 Corrected Temp: 2.1 oC

Comments:

Relinquished by/Company: (Signature) Matt T. / Apex Tex	Date/Time: 2-1-22/1238	Received by/Company: (Signature) VLL Pace MVL	Date/Time: 2/1/22 1234
Relinquished by/Company: (Signature)	Date/Time:	Received by/Company: (Signature)	Date/Time:
Relinquished by/Company: (Signature)	Date/Time:	Received by/Company: (Signature)	Date/Time:

MTJL LAB USE ONLY

Table #:

Acctnum:

Template:

Prelogin:

PM:

PB:

Trip Blank Received: Y N NA

HCL MeOH TSP Other

Non Conformance(s): YES / NO

Page: _____ of: _____

***Check mark top half of box if pH and/or dechlorination is verified and within the acceptance range for preservation samples.**

Exceptions: VOA, Coliform, TOC, Oil and Grease, DRO/8015 (water) DOC, LLHg

****Bottom half of box is to list number of bottles**

Project #

WO# : 92585378

PM: AMB Due Date: 02/08/22

CLIENT: 92-APEX MOOR

Item#	BP4U-125 mL Plastic Unpreserved (N/A) (Cl-)	BP3U-250 mL Plastic Unpreserved (N/A)	BP2U-500 mL Plastic Unpreserved (N/A)	BP1U-1 liter Plastic Unpreserved (N/A)	BP4S-125 mL Plastic H2SO4 (pH < 2) (Cl-)	BP3N-250 mL plastic HNO3 (pH < 2)	BP4Z-125 mL Plastic ZN Acetate & NaOH (>9)	BP4B-125 mL Plastic NaOH (pH > 12) (Cl-)	WGFU-Wide-mouthed Glass jar Unpreserved	AG1U-1 liter Amber Unpreserved (N/A) (Cl-)	AG1H-1 liter Amber HCl (pH < 2)	AG3U-250 mL Amber Unpreserved (N/A) (Cl-)	AG1S-1 liter Amber H2SO4 (pH < 2)	AG3S-250 mL Amber H2SO4 (pH < 2)	AG3A(DG3A)-250 mL Amber NH4Cl (N/A)(Cl-)	DG9H-40 mL VOA HCl (N/A)	VG9T-40 mL VOA Na2S2O3 (N/A)	VG9U-40 mL VOA Unpreserved (N/A)	DG9P-40 mL VOA H3PO4 (N/A)	VOAK (3 vials per kit)-5035 kit (N/A)	V/GK (3 vials per kit)-VPH/Gas kit (N/A)	SP5T-125 mL Sterile Plastic (N/A – lab)	SP2T-250 mL Sterile Plastic (N/A – lab)		BP3A-250 mL Plastic (NH2)2SO4 (9.3-9.7)	AG0U-100 mL Amber Unpreserved vials (N/A)	VSGU-20 mL Scintillation vials (N/A)	DG9U-40 mL Amber Unpreserved vials (N/A)
1						1										7													
2																													
3																													
4																													
5																													
6																													
7																													
8																													
9																													
10																													
11																													
12																													

pH Adjustment Log for Preserved Samples

Sample ID	Type of Preservative	pH upon receipt	Date preservation adjusted	Time preservation adjusted	Amount of Preservative added	Lot #

Note: Whenever there is a discrepancy affecting North Carolina compliance samples, a copy of this form will be sent to the North Carolina DEHNR Certification Office (i.e. Out of hold, incorrect preservative, out of temp, incorrect containers.

Pace Analytical Services, LLC
9800 Kincey Ave. Suite 100
Huntersville, NC 28078
(704)875-9092

February 07, 2022

Andrew Street
Apex Companies - NC
5900 Northwoods Business Pkwy
Suite 5900-0
Charlotte, NC 28269

RE: Project: 2020-L1-2448 Incident
Pace Project No.: 92585380

Dear Andrew Street:

Enclosed are the analytical results for sample(s) received by the laboratory on February 01, 2022. The results relate only to the samples included in this report. Results reported herein conform to the applicable TNI/NELAC Standards and the laboratory's Quality Manual, where applicable, unless otherwise noted in the body of the report.

The test results provided in this final report were generated by each of the following laboratories within the Pace Network:

- Pace Analytical Services - Asheville
- Pace Analytical Services - Charlotte

If you have any questions concerning this report, please feel free to contact me.

Sincerely,

Angela M. Baioni

Angela Baioni
angela.baioni@pacelabs.com
(704)875-9092
Project Manager

Enclosures

cc: J Culbreath, Colonial Pipeline Company
Naomi Fretz, APEX Companies, LLC
Robert Hughes, Colonial Pipeline
Cameron Lee, Montrose-EPS
Jamie Moran, APEX Companies, LLC
Jeff Morrison, Colonial Pipeline Company
Tom Naumann, APEX Companies - NC
Joe Nicolette, Montrose-EPS
Kaitlyn Nootens, Apex Companies
Christopher Schultz, Apex Companies
Matt Teixeira, Apex Companies, LLC
Michael Verdon, Colonial Pipeline Company
JM Wyatt, Colonial Pipeline Company

REPORT OF LABORATORY ANALYSIS

This report shall not be reproduced, except in full,
without the written consent of Pace Analytical Services, LLC.

Pace Analytical Services, LLC
9800 Kincey Ave. Suite 100
Huntersville, NC 28078
(704)875-9092

CERTIFICATIONS

Project: 2020-L1-2448 Incident
Pace Project No.: 92585380

Pace Analytical Services Charlotte

South Carolina Laboratory ID: 99006
9800 Kincey Ave. Ste 100, Huntersville, NC 28078
North Carolina Drinking Water Certification #: 37706
North Carolina Field Services Certification #: 5342
North Carolina Wastewater Certification #: 12
South Carolina Laboratory ID: 99006
South Carolina Certification #: 99006001
South Carolina Drinking Water Cert. #: 99006003
Florida/NELAP Certification #: E87627
Kentucky UST Certification #: 84
Louisiana DoH Drinking Water #: LA029
Virginia/VELAP Certification #: 460221

Pace Analytical Services Asheville

2225 Riverside Drive, Asheville, NC 28804
Florida/NELAP Certification #: E87648
North Carolina Drinking Water Certification #: 37712
North Carolina Wastewater Certification #: 40
South Carolina Laboratory ID: 99030
South Carolina Certification #: 99030001
Virginia/VELAP Certification #: 460222

This report shall not be reproduced, except in full,
without the written consent of Pace Analytical Services, LLC.

Pace Analytical Services, LLC
9800 Kincey Ave. Suite 100
Huntersville, NC 28078
(704)875-9092

SAMPLE SUMMARY

Project: 2020-L1-2448 Incident
Pace Project No.: 92585380

Lab ID	Sample ID	Matrix	Date Collected	Date Received
92585380001	**13800_HC_RD**	Water	02/01/22 09:16	02/01/22 12:35

This report shall not be reproduced, except in full,
without the written consent of Pace Analytical Services, LLC.

Pace Analytical Services, LLC
9800 Kincey Ave. Suite 100
Huntersville, NC 28078
(704)875-9092

SAMPLE ANALYTE COUNT

Project: 2020-L1-2448 Incident
Pace Project No.: 92585380

Lab ID	Sample ID	Method	Analysts	Analytes Reported	Laboratory
92585380001	**13800_HC_RD**	MADEP VPH	MAD	6	PASI-C
		EPA 6010D	RDT	1	PASI-A
		SM 6200B	NSCQ	64	PASI-C

PASI-A = Pace Analytical Services - Asheville
PASI-C = Pace Analytical Services - Charlotte

This report shall not be reproduced, except in full,
without the written consent of Pace Analytical Services, LLC.

Pace Analytical Services, LLC
9800 Kincey Ave. Suite 100
Huntersville, NC 28078
(704)875-9092

ANALYTICAL RESULTS

Project: 2020-L1-2448 Incident
Pace Project No.: 92585380

Sample: 13800_HC_RD **Lab ID: 92585380001** Collected: 02/01/22 09:16 Received: 02/01/22 12:35 Matrix: Water

Parameters	Results	Units	Report Limit	MDL	DF	Prepared	Analyzed	CAS No.	Qual
VPH NC Water	Analytical Method: MADEP VPH Pace Analytical Services - Charlotte								
Total VPH (C5-C12)	ND	ug/L	50.0	50.0	1		02/02/22 06:21		N2
Aliphatic (C05-C08)	ND	ug/L	50.0	50.0	1		02/02/22 06:21		L1,N2
Aliphatic(C09-C12) Adjusted	ND	ug/L	50.0	50.0	1		02/02/22 06:21		N2
Aromatic (C09-C10)	ND	ug/L	50.0	50.0	1		02/02/22 06:21		N2
Surrogates									
4-Bromofluorobenzene (FID) (S)	97	%	70-130		1		02/02/22 06:21	460-00-4	
4-Bromofluorobenzene (PID) (S)	97	%	70-130		1		02/02/22 06:21	460-00-4	
6010 MET ICP	Analytical Method: EPA 6010D Preparation Method: EPA 3010A Pace Analytical Services - Asheville								
Lead	**8.4**	ug/L	5.0	4.5	1	02/05/22 17:30	02/07/22 01:40	7439-92-1	BC
6200B MSV	Analytical Method: SM 6200B Pace Analytical Services - Charlotte								
Benzene	ND	ug/L	0.50	0.34	1		02/02/22 23:53	71-43-2	
Bromobenzene	ND	ug/L	0.50	0.29	1		02/02/22 23:53	108-86-1	
Bromochloromethane	ND	ug/L	0.50	0.47	1		02/02/22 23:53	74-97-5	
Bromodichloromethane	ND	ug/L	0.50	0.31	1		02/02/22 23:53	75-27-4	
Bromoform	ND	ug/L	0.50	0.34	1		02/02/22 23:53	75-25-2	
Bromomethane	ND	ug/L	5.0	1.7	1		02/02/22 23:53	74-83-9	
n-Butylbenzene	ND	ug/L	0.50	0.49	1		02/02/22 23:53	104-51-8	
sec-Butylbenzene	ND	ug/L	0.50	0.40	1		02/02/22 23:53	135-98-8	
tert-Butylbenzene	ND	ug/L	0.50	0.32	1		02/02/22 23:53	98-06-6	
Carbon tetrachloride	ND	ug/L	0.50	0.33	1		02/02/22 23:53	56-23-5	
Chlorobenzene	ND	ug/L	0.50	0.28	1		02/02/22 23:53	108-90-7	
Chloroethane	ND	ug/L	1.0	0.65	1		02/02/22 23:53	75-00-3	
Chloroform	ND	ug/L	0.50	0.35	1		02/02/22 23:53	67-66-3	
Chloromethane	ND	ug/L	1.0	0.54	1		02/02/22 23:53	74-87-3	
2-Chlorotoluene	ND	ug/L	0.50	0.32	1		02/02/22 23:53	95-49-8	
4-Chlorotoluene	ND	ug/L	0.50	0.32	1		02/02/22 23:53	106-43-4	
1,2-Dibromo-3-chloropropane	ND	ug/L	1.0	0.34	1		02/02/22 23:53	96-12-8	
Dibromochloromethane	ND	ug/L	0.50	0.36	1		02/02/22 23:53	124-48-1	
1,2-Dibromoethane (EDB)	ND	ug/L	0.50	0.27	1		02/02/22 23:53	106-93-4	
Dibromomethane	ND	ug/L	0.50	0.39	1		02/02/22 23:53	74-95-3	
1,2-Dichlorobenzene	ND	ug/L	0.50	0.34	1		02/02/22 23:53	95-50-1	
1,3-Dichlorobenzene	ND	ug/L	0.50	0.34	1		02/02/22 23:53	541-73-1	
1,4-Dichlorobenzene	ND	ug/L	0.50	0.33	1		02/02/22 23:53	106-46-7	
Dichlorodifluoromethane	ND	ug/L	0.50	0.35	1		02/02/22 23:53	75-71-8	
1,1-Dichloroethane	ND	ug/L	0.50	0.37	1		02/02/22 23:53	75-34-3	
1,2-Dichloroethane	ND	ug/L	0.50	0.32	1		02/02/22 23:53	107-06-2	
1,1-Dichloroethene	ND	ug/L	0.50	0.35	1		02/02/22 23:53	75-35-4	
cis-1,2-Dichloroethene	ND	ug/L	0.50	0.38	1		02/02/22 23:53	156-59-2	
trans-1,2-Dichloroethene	ND	ug/L	0.50	0.40	1		02/02/22 23:53	156-60-5	
1,2-Dichloropropane	ND	ug/L	0.50	0.36	1		02/02/22 23:53	78-87-5	
1,3-Dichloropropane	ND	ug/L	0.50	0.28	1		02/02/22 23:53	142-28-9	

REPORT OF LABORATORY ANALYSIS

This report shall not be reproduced, except in full,
without the written consent of Pace Analytical Services, LLC.

Pace Analytical Services, LLC
9800 Kincey Ave. Suite 100
Huntersville, NC 28078
(704)875-9092

ANALYTICAL RESULTS

Project: 2020-L1-2448 Incident
Pace Project No.: 92585380

Sample: 13800_HC_RD **Lab ID: 92585380001** Collected: 02/01/22 09:16 Received: 02/01/22 12:35 Matrix: Water

Parameters	Results	Units	Report Limit	MDL	DF	Prepared	Analyzed	CAS No.	Qual
6200B MSV	Analytical Method: SM 6200B Pace Analytical Services - Charlotte								
2,2-Dichloropropane	ND	ug/L	0.50	0.39	1		02/02/22 23:53	594-20-7	
1,1-Dichloropropene	ND	ug/L	0.50	0.43	1		02/02/22 23:53	563-58-6	
cis-1,3-Dichloropropene	ND	ug/L	0.50	0.36	1		02/02/22 23:53	10061-01-5	
trans-1,3-Dichloropropene	ND	ug/L	0.50	0.36	1		02/02/22 23:53	10061-02-6	
Diisopropyl ether	ND	ug/L	0.50	0.31	1		02/02/22 23:53	108-20-3	
Ethanol	ND	ug/L	200	72.2	1		02/02/22 23:53	64-17-5	
Ethylbenzene	ND	ug/L	0.50	0.30	1		02/02/22 23:53	100-41-4	
Hexachloro-1,3-butadiene	ND	ug/L	2.0	1.5	1		02/02/22 23:53	87-68-3	
Isopropylbenzene (Cumene)	ND	ug/L	0.50	0.33	1		02/02/22 23:53	98-82-8	
Methylene Chloride	ND	ug/L	2.0	2.0	1		02/02/22 23:53	75-09-2	
Methyl-tert-butyl ether	ND	ug/L	0.50	0.42	1		02/02/22 23:53	1634-04-4	
Naphthalene	ND	ug/L	2.0	0.64	1		02/02/22 23:53	91-20-3	
n-Propylbenzene	ND	ug/L	0.50	0.34	1		02/02/22 23:53	103-65-1	
Styrene	ND	ug/L	0.50	0.29	1		02/02/22 23:53	100-42-5	
1,1,1,2-Tetrachloroethane	ND	ug/L	0.50	0.31	1		02/02/22 23:53	630-20-6	
1,1,2,2-Tetrachloroethane	ND	ug/L	0.50	0.22	1		02/02/22 23:53	79-34-5	
Tetrachloroethene	ND	ug/L	0.50	0.29	1		02/02/22 23:53	127-18-4	
Toluene	ND	ug/L	0.50	0.48	1		02/02/22 23:53	108-88-3	
1,2,3-Trichlorobenzene	ND	ug/L	2.0	0.81	1		02/02/22 23:53	87-61-6	
1,2,4-Trichlorobenzene	ND	ug/L	2.0	0.64	1		02/02/22 23:53	120-82-1	
1,1,1-Trichloroethane	ND	ug/L	0.50	0.33	1		02/02/22 23:53	71-55-6	
1,1,2-Trichloroethane	ND	ug/L	0.50	0.32	1		02/02/22 23:53	79-00-5	
Trichloroethene	ND	ug/L	0.50	0.38	1		02/02/22 23:53	79-01-6	
Trichlorofluoromethane	ND	ug/L	1.0	0.30	1		02/02/22 23:53	75-69-4	
1,2,3-Trichloropropane	ND	ug/L	0.50	0.26	1		02/02/22 23:53	96-18-4	
1,2,4-Trimethylbenzene	ND	ug/L	0.50	0.50	1		02/02/22 23:53	95-63-6	
1,3,5-Trimethylbenzene	ND	ug/L	0.50	0.33	1		02/02/22 23:53	108-67-8	
Vinyl chloride	ND	ug/L	1.0	0.39	1		02/02/22 23:53	75-01-4	
m&p-Xylene	ND	ug/L	1.0	0.71	1		02/02/22 23:53	179601-23-1	
o-Xylene	ND	ug/L	0.50	0.34	1		02/02/22 23:53	95-47-6	
Surrogates									
1,2-Dichloroethane-d4 (S)	107	%	70-130		1		02/02/22 23:53	17060-07-0	
4-Bromofluorobenzene (S)	100	%	70-130		1		02/02/22 23:53	460-00-4	
Toluene-d8 (S)	102	%	70-130		1		02/02/22 23:53	2037-26-5	

REPORT OF LABORATORY ANALYSIS

This report shall not be reproduced, except in full,
without the written consent of Pace Analytical Services, LLC.

Pace Analytical Services, LLC
9800 Kincey Ave. Suite 100
Huntersville, NC 28078
(704)875-9092

QUALITY CONTROL DATA

Project: 2020-L1-2448 Incident
Pace Project No.: 92585380

QC Batch: 675349
QC Batch Method: MADEP VPH
Analysis Method: MADEP VPH
Analysis Description: VPH NC Water
Laboratory: Pace Analytical Services - Charlotte
Associated Lab Samples: 92585380001

METHOD BLANK: 3534774 Matrix: Water
Associated Lab Samples: 92585380001

Parameter	Units	Blank Result	Reporting Limit	MDL	Analyzed	Qualifiers
Aliphatic (C05-C08)	ug/L	ND	500	500	02/01/22 21:15	N2
Aromatic (C09-C10)	ug/L	ND	50.0	50.0	02/01/22 21:15	N2
4-Bromofluorobenzene (FID) (S)	%	102	70-130		02/01/22 21:15	
4-Bromofluorobenzene (PID) (S)	%	102	70-130		02/01/22 21:15	

LABORATORY CONTROL SAMPLE & LCSD: 3534775 3534776

Parameter	Units	Spike Conc.	LCS Result	LCSD Result	LCS % Rec	LCSD % Rec	% Rec Limits	RPD	Max RPD	Qualifiers
Aliphatic (C05-C08)	ug/L	300	399	399	133	133	70-130	0	25	L1,N2
Aromatic (C09-C10)	ug/L	100	97.6	97.9	98	98	70-130	0	25	N2
4-Bromofluorobenzene (FID) (S)	%				100	99	70-130			
4-Bromofluorobenzene (PID) (S)	%				102	99	70-130			

Results presented on this page are in the units indicated by the "Units" column except where an alternate unit is presented to the right of the result.

REPORT OF LABORATORY ANALYSIS

This report shall not be reproduced, except in full,
without the written consent of Pace Analytical Services, LLC.

Pace Analytical Services, LLC
9800 Kincey Ave. Suite 100
Huntersville, NC 28078
(704)875-9092

QUALITY CONTROL DATA

Project: 2020-L1-2448 Incident
Pace Project No.: 92585380

QC Batch: 676293
QC Batch Method: EPA 3010A
Analysis Method: EPA 6010D
Analysis Description: 6010 MET
Laboratory: Pace Analytical Services - Asheville
Associated Lab Samples: 92585380001

METHOD BLANK: 3539933 Matrix: Water
Associated Lab Samples: 92585380001

Parameter	Units	Blank Result	Reporting Limit	MDL	Analyzed	Qualifiers
Lead	ug/L	ND	5.0	4.5	02/07/22 01:19	

LABORATORY CONTROL SAMPLE: 3539934

Parameter	Units	Spike Conc.	LCS Result	LCS % Rec	% Rec Limits	Qualifiers
Lead	ug/L	500	490	98	80-120	

MATRIX SPIKE & MATRIX SPIKE DUPLICATE: 3539935 3539936

Parameter	Units	92585378001 Result	MS Spike Conc.	MSD Spike Conc.	MS Result	MSD Result	MS % Rec	MSD % Rec	% Rec Limits	RPD	Max RPD	Qual
Lead	ug/L	ND	500	500	483	475	96	94	75-125	2	20	

Results presented on this page are in the units indicated by the "Units" column except where an alternate unit is presented to the right of the result.

REPORT OF LABORATORY ANALYSIS

This report shall not be reproduced, except in full,
without the written consent of Pace Analytical Services, LLC.

Pace Analytical Services, LLC
9800 Kincey Ave. Suite 100
Huntersville, NC 28078
(704)875-9092

QUALITY CONTROL DATA

Project: 2020-L1-2448 Incident
Pace Project No.: 92585380

QC Batch: 675664
QC Batch Method: SM 6200B
Analysis Method: SM 6200B
Analysis Description: 6200B MSV
Laboratory: Pace Analytical Services - Charlotte

Associated Lab Samples: 92585380001

METHOD BLANK: 3536494 Matrix: Water
Associated Lab Samples: 92585380001

Parameter	Units	Blank Result	Reporting Limit	MDL	Analyzed	Qualifiers
1,1,1,2-Tetrachloroethane	ug/L	ND	0.50	0.31	02/02/22 22:25	
1,1,1-Trichloroethane	ug/L	ND	0.50	0.33	02/02/22 22:25	
1,1,2,2-Tetrachloroethane	ug/L	ND	0.50	0.22	02/02/22 22:25	
1,1,2-Trichloroethane	ug/L	ND	0.50	0.32	02/02/22 22:25	
1,1-Dichloroethane	ug/L	ND	0.50	0.37	02/02/22 22:25	
1,1-Dichloroethene	ug/L	ND	0.50	0.35	02/02/22 22:25	
1,1-Dichloropropene	ug/L	ND	0.50	0.43	02/02/22 22:25	
1,2,3-Trichlorobenzene	ug/L	ND	2.0	0.81	02/02/22 22:25	
1,2,3-Trichloropropane	ug/L	ND	0.50	0.26	02/02/22 22:25	
1,2,4-Trichlorobenzene	ug/L	ND	2.0	0.64	02/02/22 22:25	
1,2,4-Trimethylbenzene	ug/L	ND	0.50	0.50	02/02/22 22:25	
1,2-Dibromo-3-chloropropane	ug/L	ND	1.0	0.34	02/02/22 22:25	
1,2-Dibromoethane (EDB)	ug/L	ND	0.50	0.27	02/02/22 22:25	
1,2-Dichlorobenzene	ug/L	ND	0.50	0.34	02/02/22 22:25	
1,2-Dichloroethane	ug/L	ND	0.50	0.32	02/02/22 22:25	
1,2-Dichloropropane	ug/L	ND	0.50	0.36	02/02/22 22:25	
1,3,5-Trimethylbenzene	ug/L	ND	0.50	0.33	02/02/22 22:25	
1,3-Dichlorobenzene	ug/L	ND	0.50	0.34	02/02/22 22:25	
1,3-Dichloropropane	ug/L	ND	0.50	0.28	02/02/22 22:25	
1,4-Dichlorobenzene	ug/L	ND	0.50	0.33	02/02/22 22:25	
2,2-Dichloropropane	ug/L	ND	0.50	0.39	02/02/22 22:25	
2-Chlorotoluene	ug/L	ND	0.50	0.32	02/02/22 22:25	
4-Chlorotoluene	ug/L	ND	0.50	0.32	02/02/22 22:25	
Benzene	ug/L	ND	0.50	0.34	02/02/22 22:25	
Bromobenzene	ug/L	ND	0.50	0.29	02/02/22 22:25	
Bromochloromethane	ug/L	ND	0.50	0.47	02/02/22 22:25	
Bromodichloromethane	ug/L	ND	0.50	0.31	02/02/22 22:25	
Bromoform	ug/L	ND	0.50	0.34	02/02/22 22:25	
Bromomethane	ug/L	ND	5.0	1.7	02/02/22 22:25	
Carbon tetrachloride	ug/L	ND	0.50	0.33	02/02/22 22:25	
Chlorobenzene	ug/L	ND	0.50	0.28	02/02/22 22:25	
Chloroethane	ug/L	ND	1.0	0.65	02/02/22 22:25	
Chloroform	ug/L	ND	0.50	0.35	02/02/22 22:25	
Chloromethane	ug/L	ND	1.0	0.54	02/02/22 22:25	
cis-1,2-Dichloroethene	ug/L	ND	0.50	0.38	02/02/22 22:25	
cis-1,3-Dichloropropene	ug/L	ND	0.50	0.36	02/02/22 22:25	
Dibromochloromethane	ug/L	ND	0.50	0.36	02/02/22 22:25	
Dibromomethane	ug/L	ND	0.50	0.39	02/02/22 22:25	
Dichlorodifluoromethane	ug/L	ND	0.50	0.35	02/02/22 22:25	
Diisopropyl ether	ug/L	ND	0.50	0.31	02/02/22 22:25	

Results presented on this page are in the units indicated by the "Units" column except where an alternate unit is presented to the right of the result.

REPORT OF LABORATORY ANALYSIS

This report shall not be reproduced, except in full,
without the written consent of Pace Analytical Services, LLC.

Pace Analytical Services, LLC
9800 Kincey Ave. Suite 100
Huntersville, NC 28078
(704)875-9092

QUALITY CONTROL DATA

Project: 2020-L1-2448 Incident
Pace Project No.: 92585380

METHOD BLANK: 3536494 Matrix: Water
Associated Lab Samples: 92585380001

Parameter	Units	Blank Result	Reporting Limit	MDL	Analyzed	Qualifiers
Ethanol	ug/L	ND	200	72.2	02/02/22 22:25	
Ethylbenzene	ug/L	ND	0.50	0.30	02/02/22 22:25	
Hexachloro-1,3-butadiene	ug/L	ND	2.0	1.5	02/02/22 22:25	
Isopropylbenzene (Cumene)	ug/L	ND	0.50	0.33	02/02/22 22:25	
m&p-Xylene	ug/L	ND	1.0	0.71	02/02/22 22:25	
Methyl-tert-butyl ether	ug/L	ND	0.50	0.42	02/02/22 22:25	
Methylene Chloride	ug/L	ND	2.0	2.0	02/02/22 22:25	
n-Butylbenzene	ug/L	ND	0.50	0.49	02/02/22 22:25	
n-Propylbenzene	ug/L	ND	0.50	0.34	02/02/22 22:25	
Naphthalene	ug/L	ND	2.0	0.64	02/02/22 22:25	
o-Xylene	ug/L	ND	0.50	0.34	02/02/22 22:25	
sec-Butylbenzene	ug/L	ND	0.50	0.40	02/02/22 22:25	
Styrene	ug/L	ND	0.50	0.29	02/02/22 22:25	
tert-Butylbenzene	ug/L	ND	0.50	0.32	02/02/22 22:25	
Tetrachloroethene	ug/L	ND	0.50	0.29	02/02/22 22:25	
Toluene	ug/L	ND	0.50	0.48	02/02/22 22:25	
trans-1,2-Dichloroethene	ug/L	ND	0.50	0.40	02/02/22 22:25	
trans-1,3-Dichloropropene	ug/L	ND	0.50	0.36	02/02/22 22:25	
Trichloroethene	ug/L	ND	0.50	0.38	02/02/22 22:25	
Trichlorofluoromethane	ug/L	ND	1.0	0.30	02/02/22 22:25	
Vinyl chloride	ug/L	ND	1.0	0.39	02/02/22 22:25	
1,2-Dichloroethane-d4 (S)	%	105	70-130		02/02/22 22:25	
4-Bromofluorobenzene (S)	%	102	70-130		02/02/22 22:25	
Toluene-d8 (S)	%	104	70-130		02/02/22 22:25	

LABORATORY CONTROL SAMPLE: 3536495

Parameter	Units	Spike Conc.	LCS Result	LCS % Rec	% Rec Limits	Qualifiers
1,1,1,2-Tetrachloroethane	ug/L	50	49.8	100	60-140	
1,1,1-Trichloroethane	ug/L	50	50.8	102	60-140	
1,1,2,2-Tetrachloroethane	ug/L	50	49.0	98	60-140	
1,1,2-Trichloroethane	ug/L	50	49.1	98	60-140	
1,1-Dichloroethane	ug/L	50	53.8	108	60-140	
1,1-Dichloroethene	ug/L	50	58.3	117	60-140	
1,1-Dichloropropene	ug/L	50	54.6	109	60-140	
1,2,3-Trichlorobenzene	ug/L	50	45.3	91	60-140	
1,2,3-Trichloropropane	ug/L	50	49.3	99	60-140	
1,2,4-Trichlorobenzene	ug/L	50	45.7	91	60-140	
1,2,4-Trimethylbenzene	ug/L	50	49.1	98	60-140	
1,2-Dibromo-3-chloropropane	ug/L	50	49.5	99	60-140	
1,2-Dibromoethane (EDB)	ug/L	50	50.4	101	60-140	
1,2-Dichlorobenzene	ug/L	50	46.9	94	60-140	
1,2-Dichloroethane	ug/L	50	49.7	99	60-140	
1,2-Dichloropropane	ug/L	50	55.6	111	60-140	

Results presented on this page are in the units indicated by the "Units" column except where an alternate unit is presented to the right of the result.

REPORT OF LABORATORY ANALYSIS

This report shall not be reproduced, except in full,
without the written consent of Pace Analytical Services, LLC.

Pace Analytical Services, LLC
9800 Kincey Ave. Suite 100
Huntersville, NC 28078
(704)875-9092

QUALITY CONTROL DATA

Project: 2020-L1-2448 Incident
Pace Project No.: 92585380

LABORATORY CONTROL SAMPLE: 3536495

Parameter	Units	Spike Conc.	LCS Result	LCS % Rec	% Rec Limits	Qualifiers
1,3,5-Trimethylbenzene	ug/L	50	49.3	99	60-140	
1,3-Dichlorobenzene	ug/L	50	46.6	93	60-140	
1,3-Dichloropropane	ug/L	50	51.4	103	60-140	
1,4-Dichlorobenzene	ug/L	50	47.3	95	60-140	
2,2-Dichloropropane	ug/L	50	52.3	105	60-140	
2-Chlorotoluene	ug/L	50	49.0	98	60-140	
4-Chlorotoluene	ug/L	50	47.1	94	60-140	
Benzene	ug/L	50	51.1	102	60-140	
Bromobenzene	ug/L	50	46.3	93	60-140	
Bromochloromethane	ug/L	50	49.5	99	60-140	
Bromodichloromethane	ug/L	50	50.1	100	60-140	
Bromoform	ug/L	50	48.8	98	60-140	
Bromomethane	ug/L	50	47.3	95	60-140	
Carbon tetrachloride	ug/L	50	49.6	99	60-140	
Chlorobenzene	ug/L	50	46.8	94	60-140	
Chloroethane	ug/L	50	52.7	105	60-140	
Chloroform	ug/L	50	45.8	92	60-140	
Chloromethane	ug/L	50	51.4	103	60-140	
cis-1,2-Dichloroethene	ug/L	50	52.1	104	60-140	
cis-1,3-Dichloropropene	ug/L	50	53.5	107	60-140	
Dibromochloromethane	ug/L	50	52.5	105	60-140	
Dibromomethane	ug/L	50	45.3	91	60-140	
Dichlorodifluoromethane	ug/L	50	45.7	91	60-140	
Diisopropyl ether	ug/L	50	55.8	112	60-140	
Ethanol	ug/L	2000	2540	127	60-140	
Ethylbenzene	ug/L	50	47.7	95	60-140	
Hexachloro-1,3-butadiene	ug/L	50	43.9	88	60-140	
Isopropylbenzene (Cumene)	ug/L	50	47.7	95	60-140	
m&p-Xylene	ug/L	100	93.6	94	60-140	
Methyl-tert-butyl ether	ug/L	50	53.2	106	60-140	
Methylene Chloride	ug/L	50	53.3	107	60-140	
n-Butylbenzene	ug/L	50	49.5	99	60-140	
n-Propylbenzene	ug/L	50	48.2	96	60-140	
Naphthalene	ug/L	50	47.9	96	60-140	
o-Xylene	ug/L	50	46.5	93	60-140	
sec-Butylbenzene	ug/L	50	47.3	95	60-140	
Styrene	ug/L	50	48.9	98	60-140	
tert-Butylbenzene	ug/L	50	40.1	80	60-140	
Tetrachloroethene	ug/L	50	46.6	93	60-140	
Toluene	ug/L	50	46.1	92	60-140	
trans-1,2-Dichloroethene	ug/L	50	55.6	111	60-140	
trans-1,3-Dichloropropene	ug/L	50	51.2	102	60-140	
Trichloroethene	ug/L	50	48.8	98	60-140	
Trichlorofluoromethane	ug/L	50	43.6	87	60-140	
Vinyl chloride	ug/L	50	53.0	106	60-140	
1,2-Dichloroethane-d4 (S)	%			108	70-130	
4-Bromofluorobenzene (S)	%			100	70-130	

Results presented on this page are in the units indicated by the "Units" column except where an alternate unit is presented to the right of the result.

REPORT OF LABORATORY ANALYSIS

This report shall not be reproduced, except in full,
without the written consent of Pace Analytical Services, LLC.

Pace Analytical Services, LLC
9800 Kincey Ave. Suite 100
Huntersville, NC 28078
(704)875-9092

QUALITY CONTROL DATA

Project: 2020-L1-2448 Incident
Pace Project No.: 92585380

LABORATORY CONTROL SAMPLE: 3536495

Parameter	Units	Spike Conc.	LCS Result	LCS % Rec	% Rec Limits	Qualifiers
Toluene-d8 (S)	%			101	70-130	

MATRIX SPIKE & MATRIX SPIKE DUPLICATE: 3536496 3536497

Parameter	Units	92585750004 Result	MS Spike Conc.	MSD Spike Conc.	MS Result	MSD Result	MS % Rec	MSD % Rec	% Rec Limits	RPD	Max RPD	Qual
1,1,1,2-Tetrachloroethane	ug/L	ND	5000	5000	5430	5400	109	108	60-140	1	30	
1,1,1-Trichloroethane	ug/L	ND	5000	5000	5060	5590	101	112	60-140	10	30	
1,1,2,2-Tetrachloroethane	ug/L	ND	5000	5000	5400	5580	108	112	60-140	3	30	
1,1,2-Trichloroethane	ug/L	ND	5000	5000	5250	5220	105	104	60-140	1	30	
1,1-Dichloroethane	ug/L	ND	5000	5000	4950	5950	99	119	60-140	18	30	
1,1-Dichloroethene	ug/L	ND	5000	5000	4970	6380	99	128	60-140	25	30	
1,1-Dichloropropene	ug/L	ND	5000	5000	5030	6030	101	121	60-140	18	30	
1,2,3-Trichlorobenzene	ug/L	ND	5000	5000	4880	4450	98	89	60-140	9	30	
1,2,3-Trichloropropane	ug/L	ND	5000	5000	5330	5350	107	107	60-140	0	30	
1,2,4-Trichlorobenzene	ug/L	ND	5000	5000	5020	4470	100	89	60-140	12	30	
1,2,4-Trimethylbenzene	ug/L	2400	5000	5000	7230	8070	97	114	60-140	11	30	
1,2-Dibromo-3-chloropropane	ug/L	ND	5000	5000	5690	5090	114	102	60-140	11	30	
1,2-Dibromoethane (EDB)	ug/L	90.1J	5000	5000	5370	5520	106	109	60-140	3	30	
1,2-Dichlorobenzene	ug/L	ND	5000	5000	4990	5160	100	103	60-140	3	30	
1,2-Dichloroethane	ug/L	269	5000	5000	5300	5740	101	109	60-140	8	30	
1,2-Dichloropropane	ug/L	ND	5000	5000	5350	5940	107	119	60-140	10	30	
1,3,5-Trimethylbenzene	ug/L	ND	5000	5000	5650	6270	113	125	60-140	10	30	
1,3-Dichlorobenzene	ug/L	ND	5000	5000	5110	5240	102	105	60-140	3	30	
1,3-Dichloropropane	ug/L	ND	5000	5000	5180	5660	104	113	60-140	9	30	
1,4-Dichlorobenzene	ug/L	ND	5000	5000	4970	5340	99	107	60-140	7	30	
2,2-Dichloropropane	ug/L	ND	5000	5000	3810	4450	76	89	60-140	16	30	
2-Chlorotoluene	ug/L	ND	5000	5000	5180	5800	104	116	60-140	11	30	
4-Chlorotoluene	ug/L	ND	5000	5000	4940	5410	99	108	60-140	9	30	
Benzene	ug/L	9100	5000	5000	13500	15100	88	119	60-140	11	30	
Bromobenzene	ug/L	ND	5000	5000	5120	5250	102	105	60-140	2	30	
Bromochloromethane	ug/L	ND	5000	5000	4980	5330	100	107	60-140	7	30	
Bromodichloromethane	ug/L	ND	5000	5000	5390	5270	108	105	60-140	2	30	
Bromoform	ug/L	ND	5000	5000	5280	5090	106	102	60-140	4	30	
Bromomethane	ug/L	ND	5000	5000	5290	4050	106	81	60-140	27	30	
Carbon tetrachloride	ug/L	ND	5000	5000	5100	5430	102	109	60-140	6	30	
Chlorobenzene	ug/L	ND	5000	5000	5160	5260	103	105	60-140	2	30	
Chloroethane	ug/L	ND	5000	5000	5610	6060	112	121	60-140	8	30	
Chloroform	ug/L	ND	5000	5000	4750	5090	95	102	60-140	7	30	
Chloromethane	ug/L	ND	5000	5000	5140	5000	103	100	60-140	3	30	
cis-1,2-Dichloroethene	ug/L	ND	5000	5000	5060	5710	101	114	60-140	12	30	
cis-1,3-Dichloropropene	ug/L	ND	5000	5000	5120	5220	102	104	60-140	2	30	
Dibromochloromethane	ug/L	ND	5000	5000	5220	5450	104	109	60-140	4	30	
Dibromomethane	ug/L	ND	5000	5000	5150	4660	103	93	60-140	10	30	

Results presented on this page are in the units indicated by the "Units" column except where an alternate unit is presented to the right of the result.

REPORT OF LABORATORY ANALYSIS

This report shall not be reproduced, except in full,
without the written consent of Pace Analytical Services, LLC.

Pace Analytical Services, LLC
9800 Kincey Ave. Suite 100
Huntersville, NC 28078
(704)875-9092

QUALITY CONTROL DATA

Project: 2020-L1-2448 Incident
Pace Project No.: 92585380

MATRIX SPIKE & MATRIX SPIKE DUPLICATE: 3536496 3536497

Parameter	Units	92585750004 Result	MS Spike Conc.	MSD Spike Conc.	MS Result	MSD Result	MS % Rec	MSD % Rec	% Rec Limits	RPD	Max RPD	Qual
Dichlorodifluoromethane	ug/L	ND	5000	5000	5280	3840	106	77	60-140	32	30	R1
Diisopropyl ether	ug/L	ND	5000	5000	4800	5970	96	119	60-140	22	30	
Ethanol	ug/L	ND	200000	200000	212000	285000	106	143	60-140	29	30	M1
Ethylbenzene	ug/L	3230	5000	5000	8050	8730	96	110	60-140	8	30	
Hexachloro-1,3-butadiene	ug/L	ND	5000	5000	5260	4750	105	95	60-140	10	30	
Isopropylbenzene (Cumene)	ug/L	130	5000	5000	5310	5700	104	111	60-140	7	30	
m&p-Xylene	ug/L	11000	10000	10000	20500	21700	95	107	60-140	6	30	
Methyl-tert-butyl ether	ug/L	ND	5000	5000	4690	5400	94	108	60-140	14	30	
Methylene Chloride	ug/L	ND	5000	5000	5430	6100	109	122	60-140	12	30	
n-Butylbenzene	ug/L	ND	5000	5000	4810	5380	96	108	60-140	11	30	
n-Propylbenzene	ug/L	ND	5000	5000	5360	5950	107	119	60-140	10	30	
Naphthalene	ug/L	835	5000	5000	5680	5540	97	94	60-140	2	30	
o-Xylene	ug/L	5360	5000	5000	10600	10800	105	108	60-140	1	30	
sec-Butylbenzene	ug/L	ND	5000	5000	5090	5520	102	110	60-140	8	30	
Styrene	ug/L	ND	5000	5000	5360	5510	107	110	60-140	3	30	
tert-Butylbenzene	ug/L	ND	5000	5000	4400	4720	88	94	60-140	7	30	
Tetrachloroethene	ug/L	ND	5000	5000	4950	5150	99	103	60-140	4	30	
Toluene	ug/L	34800	5000	5000	37600	38200	58	69	60-140	1	30	M1
trans-1,2-Dichloroethene	ug/L	ND	5000	5000	5020	6100	100	122	60-140	19	30	
trans-1,3-Dichloropropene	ug/L	ND	5000	5000	5110	4930	102	99	60-140	4	30	
Trichloroethene	ug/L	ND	5000	5000	5100	5200	102	104	60-140	2	30	
Trichlorofluoromethane	ug/L	ND	5000	5000	4400	4750	88	95	60-140	8	30	
Vinyl chloride	ug/L	ND	5000	5000	5140	5230	103	105	60-140	2	30	
1,2-Dichloroethane-d4 (S)	%						99	105	70-130			
4-Bromofluorobenzene (S)	%						98	101	70-130			
Toluene-d8 (S)	%						100	100	70-130			

Results presented on this page are in the units indicated by the "Units" column except where an alternate unit is presented to the right of the result.

REPORT OF LABORATORY ANALYSIS

This report shall not be reproduced, except in full,
without the written consent of Pace Analytical Services, LLC.

Pace Analytical Services, LLC
9800 Kincey Ave. Suite 100
Huntersville, NC 28078
(704)875-9092

QUALIFIERS

Project: 2020-L1-2448 Incident
Pace Project No.: 92585380

DEFINITIONS

DF - Dilution Factor, if reported, represents the factor applied to the reported data due to dilution of the sample aliquot.

ND - Not Detected at or above adjusted reporting limit.

TNTC - Too Numerous To Count

J - Estimated concentration above the adjusted method detection limit and below the adjusted reporting limit.

MDL - Adjusted Method Detection Limit.

PQL - Practical Quantitation Limit.

RL - Reporting Limit - The lowest concentration value that meets project requirements for quantitative data with known precision and bias for a specific analyte in a specific matrix.

S - Surrogate

1,2-Diphenylhydrazine decomposes to and cannot be separated from Azobenzene using Method 8270. The result for each analyte is a combined concentration.

Consistent with EPA guidelines, unrounded data are displayed and have been used to calculate % recovery and RPD values.

LCS(D) - Laboratory Control Sample (Duplicate)

MS(D) - Matrix Spike (Duplicate)

DUP - Sample Duplicate

RPD - Relative Percent Difference

NC - Not Calculable.

SG - Silica Gel - Clean-Up

U - Indicates the compound was analyzed for, but not detected.

Acid preservation may not be appropriate for 2 Chloroethylvinyl ether.

A separate vial preserved to a pH of 4-5 is recommended in SW846 Chapter 4 for the analysis of Acrolein and Acrylonitrile by EPA Method 8260.

N-Nitrosodiphenylamine decomposes and cannot be separated from Diphenylamine using Method 8270. The result reported for each analyte is a combined concentration.

Reported results are not rounded until the final step prior to reporting. Therefore, calculated parameters that are typically reported as "Total" may vary slightly from the sum of the reported component parameters.

Pace Analytical is TNI accredited. Contact your Pace PM for the current list of accredited analytes.

TNI - The NELAC Institute.

ANALYTE QUALIFIERS

BC	The same analyte was detected in an associated blank at a concentration above 1/2 the reporting limit but below the laboratory reporting limit.
L1	Analyte recovery in the laboratory control sample (LCS) was above QC limits. Results for this analyte in associated samples may be biased high.
M1	Matrix spike recovery exceeded QC limits. Batch accepted based on laboratory control sample (LCS) recovery.
N2	The lab does not hold NELAC/TNI accreditation for this parameter but other accreditations/certifications may apply. A complete list of accreditations/certifications is available upon request.
R1	RPD value was outside control limits.

This report shall not be reproduced, except in full,
without the written consent of Pace Analytical Services, LLC.

Pace Analytical Services, LLC
9800 Kincey Ave. Suite 100
Huntersville, NC 28078
(704)875-9092

QUALITY CONTROL DATA CROSS REFERENCE TABLE

Project: 2020-L1-2448 Incident
Pace Project No.: 92585380

Lab ID	Sample ID	QC Batch Method	QC Batch	Analytical Method	Analytical Batch
92585380001	**13800_HC_RD**	MADEP VPH	675349		
92585380001	**13800_HC_RD**	EPA 3010A	676293	EPA 6010D	676315
92585380001	**13800_HC_RD**	SM 6200B	675664		

This report shall not be reproduced, except in full,
without the written consent of Pace Analytical Services, LLC.

CHAIN-OF-CUSTODY Analytical Request Document

Pace Analytical

Chain-of-Custody is a LEGAL DOCUMENT - Complete all relevent fields

WO# : 92585380

92585380

Company: Apex Companies	Billing Information:
Address:	
Report To: Andrew Street	Email To: andrew.street@apexcos.com
Copy To:	Site Collection Info/Address: 13800 Huntersville Concord Rd.
Customer Project Name/Number: 2020-LI-2448	State: NC County/City: Huntersville Time Zone Collected: [ ] PT [ ] MT [ ] CT [ ] ET
Phone: Email:	Site/Facility ID #: Compliance Monitoring? [ ] Yes [ ] No
Collected By (print): Matt T.	Purchase Order #: Quote #: DW PWS ID #: DW Location Code:
Collected By (signature):	Turnaround Date Required: ASAP Immediately Packed on Ice: [ ] Yes [ ] No
Sample Disposal: [ ] Dispose as appropriate [ ] Return [ ] Archive: [ ] Hold:	Rush: [ ] Same Day [ ] Next Day [ ] 2 Day [ ] 3 Day [ ] 4 Day [ ] 5 Day (Expedite Charges Apply) Field Filtered (if applicable): [ ] Yes [ ] No Analysis:

Container Preservative Type **

Lab Project Manager:

** Preservative Types: (1) nitric acid, (2) sulfuric acid, (3) hydrochloric acid, (4) sodium hydroxide, (5) zinc acetate, (6) methanol, (7) sodium bisulfate, (8) sodium thiosulfate, (9) hexane, (A) ascorbic acid, (B) ammonium sulfate, (C) ammonium hydroxide, (D) TSP, (U) Unpreserved, (O) Other _____

* Matrix Codes (Insert in Matrix box below): Drinking Water (DW), Ground Water (GW), Wastewater (WW), Product (P), Soil/Solid (SL), Oil (OL), Wipe (WP), Air (AR), Tissue (TS), Bioassay (B), Vapor (V), Other (OT)

Customer Sample ID	Matrix *	Comp / Grab	Collected (or Composite Start) Date	Collected (or Composite Start) Time	Composite End Date	Composite End Time	Res Cl	# of Ctns	Analyses: VOCs 6200B	MADEP VPH	LEAD
13800_HC_RD	DW	G	2-1-22	0916				8	X	X	X

Lab Profile/Line:

Lab Sample Receipt Checklist:

Custody Seals Present/Intact	Y	N	NA
Custody Signatures Present	Y	N	NA
Collector Signature Present	Y	N	NA
Bottles Intact	Y	N	NA
Correct Bottles	Y	N	NA
Sufficient Volume	Y	N	NA
Samples Received on Ice	Y	N	NA
VOA - Headspace Acceptable	Y	N	NA
USDA Regulated Soils	Y	N	NA
Samples in Holding Time	Y	N	NA
Residual Chlorine Present	Y	N	NA
Cl Strips:			
Sample pH Acceptable	Y	N	NA
pH Strips: 223819AV			
Sulfide Present	Y	N	NA
Lead Acetate Strips:			

LAB USE ONLY:
Lab Sample # / Comments:

92585380

001

Customer Remarks / Special Conditions / Possible Hazards:

Type of Ice Used: Wet Blue Dry None

Packing Material Used: BB

Radchem sample(s) screened (<500 cpm): Y N NA

SHORT HOLDS PRESENT (<72 hours): Y N N/A

Lab Tracking #: 2632562

Samples received via: FEDEX UPS Client Courier Pace Courier

Lab Sample Temperature Info:
Temp Blank Received: Y N NA
Therm ID#: 92T04M
Cooler 1 Temp Upon Receipt: 2.1 oC
Cooler 1 Therm Corr. Factor: 0 oC
Cooler 1 Corrected Temp: 2.1 oC
Comments:

Relinquished by/Company: (Signature) Matt T. / Apex	Date/Time: 2-1-22 / 1238	Received by/Company: (Signature) KH Pace HVL	Date/Time: 2/1/22 1238
Relinquished by/Company: (Signature)	Date/Time:	Received by/Company: (Signature)	Date/Time:
Relinquished by/Company: (Signature)	Date/Time:	Received by/Company: (Signature)	Date/Time:

MTJL LAB USE ONLY

Table #:
Acctnum:
Template:
Prelogin:
PM:
PB:

Trip Blank Received: Y N NA
HCL MeOH TSP Other

Non Conformance(s): YES / NO

Page: _____ of: _____

***Check mark top half of box if pH and/or dechlorination is verified and within the acceptance range for preservation samples.**

Exceptions: VOA, Coliform, TOC, Oil and Grease, DRO/8015 (water) DOC, LLHg

****Bottom half of box is to list number of bottles**

Project # WO# : 92585380

PM: AMB Due Date: 02/08/22

CLIENT: 92-APEX MOOR

Item#	BP4U-125 mL Plastic Unpreserved (N/A) (Cl-)	BP3U-250 mL Plastic Unpreserved (N/A)	BP2U-500 mL Plastic Unpreserved (N/A)	BP1U-1 liter Plastic Unpreserved (N/A)	BP4S-125 mL Plastic H2SO4 (pH < 2) (Cl-)	BP3N-250 mL plastic HNO3 (pH < 2)	BP4Z-125 mL Plastic ZN Acetate & NaOH (>9)	BP4B-125 mL Plastic NaOH (pH > 12) (Cl-)	WGFU-Wide-mouthed Glass jar Unpreserved	AG1U-1 liter Amber Unpreserved (N/A) (Cl-)	AG1H-1 liter Amber HCl (pH < 2)	AG3U-250 mL Amber Unpreserved (N/A) (Cl-)	AG1S-1 liter Amber H2SO4 (pH < 2)	AG3S-250 mL Amber H2SO4 (pH < 2)	AG3A(DG3A)-250 mL Amber NH4Cl (N/A)(Cl-)	DG9H-40 mL VOA HCl (N/A)	VG9T-40 mL VOA Na2S2O3 (N/A)	VG9U-40 mL VOA Unpreserved (N/A)	DG9P-40 mL VOA H3PO4 (N/A)	VOAK (3 vials per kit)-5035 kit (N/A)	V/GK (3 vials per kit)-VPH/Gas kit (N/A)	SP5T-125 mL Sterile Plastic (N/A – lab)	SP2T-250 mL Sterile Plastic (N/A – lab)		BP3A-250 mL Plastic (NH2)2SO4 (9.3-9.7)	AG0U-100 mL Amber Unpreserved vials (N/A)	VSGU-20 mL Scintillation vials (N/A)	DG9U-40 mL Amber Unpreserved vials (N/A)
1						1										7													
2																													
3																													
4																													
5																													
6																													
7																													
8																													
9																													
10																													
11																													
12																													

pH Adjustment Log for Preserved Samples

Sample ID	Type of Preservative	pH upon receipt	Date preservation adjusted	Time preservation adjusted	Amount of Preservative added	Lot #

Note: Whenever there is a discrepancy affecting North Carolina compliance samples, a copy of this form will be sent to the North Carolina DEHNR Certification Office (I.e. Out of hold, incorrect preservative, out of temp, incorrect containers.

Pace Analytical Services, LLC
9800 Kincey Ave. Suite 100
Huntersville, NC 28078
(704)875-9092

February 07, 2022

Andrew Street
Apex Companies - NC
5900 Northwoods Business Pkwy
Suite 5900-0
Charlotte, NC 28269

RE: Project: 2020-L1-2448 Incident
Pace Project No.: 92585383

Dear Andrew Street:

Enclosed are the analytical results for sample(s) received by the laboratory on February 01, 2022. The results relate only to the samples included in this report. Results reported herein conform to the applicable TNI/NELAC Standards and the laboratory's Quality Manual, where applicable, unless otherwise noted in the body of the report.

The test results provided in this final report were generated by each of the following laboratories within the Pace Network:

- Pace Analytical Services - Asheville
- Pace Analytical Services - Charlotte

If you have any questions concerning this report, please feel free to contact me.

Sincerely,

Angela M. Baioni

Angela Baioni
angela.baioni@pacelabs.com
(704)875-9092
Project Manager

Enclosures

cc: J Culbreath, Colonial Pipeline Company
Naomi Fretz, APEX Companies, LLC
Robert Hughes, Colonial Pipeline
Cameron Lee, Montrose-EPS
Jamie Moran, APEX Companies, LLC
Jeff Morrison, Colonial Pipeline Company
Tom Naumann, APEX Companies - NC
Joe Nicolette, Montrose-EPS
Kaitlyn Nootens, Apex Companies
Christopher Schultz, Apex Companies
Matt Teixeira, Apex Companies, LLC
Michael Verdon, Colonial Pipeline Company
JM Wyatt, Colonial Pipeline Company

REPORT OF LABORATORY ANALYSIS

This report shall not be reproduced, except in full,
without the written consent of Pace Analytical Services, LLC.

Pace Analytical Services, LLC
9800 Kincey Ave. Suite 100
Huntersville, NC 28078
(704)875-9092

CERTIFICATIONS

Project: 2020-L1-2448 Incident
Pace Project No.: 92585383

Pace Analytical Services Charlotte

South Carolina Laboratory ID: 99006
9800 Kincey Ave. Ste 100, Huntersville, NC 28078
North Carolina Drinking Water Certification #: 37706
North Carolina Field Services Certification #: 5342
North Carolina Wastewater Certification #: 12
South Carolina Laboratory ID: 99006
South Carolina Certification #: 99006001
South Carolina Drinking Water Cert. #: 99006003
Florida/NELAP Certification #: E87627
Kentucky UST Certification #: 84
Louisiana DoH Drinking Water #: LA029
Virginia/VELAP Certification #: 460221

Pace Analytical Services Asheville

2225 Riverside Drive, Asheville, NC 28804
Florida/NELAP Certification #: E87648
North Carolina Drinking Water Certification #: 37712
North Carolina Wastewater Certification #: 40
South Carolina Laboratory ID: 99030
South Carolina Certification #: 99030001
Virginia/VELAP Certification #: 460222

This report shall not be reproduced, except in full,
without the written consent of Pace Analytical Services, LLC.

Pace Analytical Services, LLC
9800 Kincey Ave. Suite 100
Huntersville, NC 28078
(704)875-9092

SAMPLE SUMMARY

Project: 2020-L1-2448 Incident
Pace Project No.: 92585383

Lab ID	Sample ID	Matrix	Date Collected	Date Received
92585383001	**14226_HC_RD**	Water	02/01/22 10:50	02/01/22 12:38

This report shall not be reproduced, except in full,
without the written consent of Pace Analytical Services, LLC.

Pace Analytical Services, LLC
9800 Kincey Ave. Suite 100
Huntersville, NC 28078
(704)875-9092

SAMPLE ANALYTE COUNT

Project: 2020-L1-2448 Incident
Pace Project No.: 92585383

Lab ID	Sample ID	Method	Analysts	Analytes Reported	Laboratory
92585383001	**14226_HC_RD**	MADEP VPH	MAD	6	PASI-C
		EPA 6010D	RDT	1	PASI-A
		SM 6200B	NSCQ	64	PASI-C

PASI-A = Pace Analytical Services - Asheville
PASI-C = Pace Analytical Services - Charlotte

This report shall not be reproduced, except in full,
without the written consent of Pace Analytical Services, LLC.

Pace Analytical Services, LLC
9800 Kincey Ave. Suite 100
Huntersville, NC 28078
(704)875-9092

ANALYTICAL RESULTS

Project: 2020-L1-2448 Incident
Pace Project No.: 92585383

Sample: 14226_HC_RD **Lab ID: 92585383001** Collected: 02/01/22 10:50 Received: 02/01/22 12:38 Matrix: Water

Parameters	Results	Units	Report Limit	MDL	DF	Prepared	Analyzed	CAS No.	Qual
VPH NC Water	Analytical Method: MADEP VPH Pace Analytical Services - Charlotte								
Total VPH (C5-C12)	ND	ug/L	50.0	50.0	1		02/03/22 10:01		N2
Aliphatic (C05-C08)	ND	ug/L	50.0	50.0	1		02/03/22 10:01		N2
Aliphatic(C09-C12) Adjusted	ND	ug/L	50.0	50.0	1		02/03/22 10:01		N2
Aromatic (C09-C10)	ND	ug/L	50.0	50.0	1		02/03/22 10:01		N2
Surrogates									
4-Bromofluorobenzene (FID) (S)	97	%	70-130		1		02/03/22 10:01	460-00-4	
4-Bromofluorobenzene (PID) (S)	95	%	70-130		1		02/03/22 10:01	460-00-4	
6010 MET ICP	Analytical Method: EPA 6010D Preparation Method: EPA 3010A Pace Analytical Services - Asheville								
Lead	ND	ug/L	5.0	4.5	1	02/05/22 17:30	02/07/22 01:43	7439-92-1	BC
6200B MSV	Analytical Method: SM 6200B Pace Analytical Services - Charlotte								
Benzene	ND	ug/L	0.50	0.34	1		02/03/22 00:10	71-43-2	
Bromobenzene	ND	ug/L	0.50	0.29	1		02/03/22 00:10	108-86-1	
Bromochloromethane	ND	ug/L	0.50	0.47	1		02/03/22 00:10	74-97-5	
Bromodichloromethane	ND	ug/L	0.50	0.31	1		02/03/22 00:10	75-27-4	
Bromoform	ND	ug/L	0.50	0.34	1		02/03/22 00:10	75-25-2	
Bromomethane	ND	ug/L	5.0	1.7	1		02/03/22 00:10	74-83-9	
n-Butylbenzene	ND	ug/L	0.50	0.49	1		02/03/22 00:10	104-51-8	
sec-Butylbenzene	ND	ug/L	0.50	0.40	1		02/03/22 00:10	135-98-8	
tert-Butylbenzene	ND	ug/L	0.50	0.32	1		02/03/22 00:10	98-06-6	
Carbon tetrachloride	ND	ug/L	0.50	0.33	1		02/03/22 00:10	56-23-5	
Chlorobenzene	ND	ug/L	0.50	0.28	1		02/03/22 00:10	108-90-7	
Chloroethane	ND	ug/L	1.0	0.65	1		02/03/22 00:10	75-00-3	
Chloroform	ND	ug/L	0.50	0.35	1		02/03/22 00:10	67-66-3	
Chloromethane	ND	ug/L	1.0	0.54	1		02/03/22 00:10	74-87-3	
2-Chlorotoluene	ND	ug/L	0.50	0.32	1		02/03/22 00:10	95-49-8	
4-Chlorotoluene	ND	ug/L	0.50	0.32	1		02/03/22 00:10	106-43-4	
1,2-Dibromo-3-chloropropane	ND	ug/L	1.0	0.34	1		02/03/22 00:10	96-12-8	
Dibromochloromethane	ND	ug/L	0.50	0.36	1		02/03/22 00:10	124-48-1	
1,2-Dibromoethane (EDB)	ND	ug/L	0.50	0.27	1		02/03/22 00:10	106-93-4	
Dibromomethane	ND	ug/L	0.50	0.39	1		02/03/22 00:10	74-95-3	
1,2-Dichlorobenzene	ND	ug/L	0.50	0.34	1		02/03/22 00:10	95-50-1	
1,3-Dichlorobenzene	ND	ug/L	0.50	0.34	1		02/03/22 00:10	541-73-1	
1,4-Dichlorobenzene	ND	ug/L	0.50	0.33	1		02/03/22 00:10	106-46-7	
Dichlorodifluoromethane	ND	ug/L	0.50	0.35	1		02/03/22 00:10	75-71-8	
1,1-Dichloroethane	ND	ug/L	0.50	0.37	1		02/03/22 00:10	75-34-3	
1,2-Dichloroethane	ND	ug/L	0.50	0.32	1		02/03/22 00:10	107-06-2	
1,1-Dichloroethene	ND	ug/L	0.50	0.35	1		02/03/22 00:10	75-35-4	
cis-1,2-Dichloroethene	ND	ug/L	0.50	0.38	1		02/03/22 00:10	156-59-2	
trans-1,2-Dichloroethene	ND	ug/L	0.50	0.40	1		02/03/22 00:10	156-60-5	
1,2-Dichloropropane	ND	ug/L	0.50	0.36	1		02/03/22 00:10	78-87-5	
1,3-Dichloropropane	ND	ug/L	0.50	0.28	1		02/03/22 00:10	142-28-9	

REPORT OF LABORATORY ANALYSIS

This report shall not be reproduced, except in full,
without the written consent of Pace Analytical Services, LLC.

Pace Analytical Services, LLC
9800 Kincey Ave. Suite 100
Huntersville, NC 28078
(704)875-9092

ANALYTICAL RESULTS

Project: 2020-L1-2448 Incident
Pace Project No.: 92585383

Sample: 14226_HC_RD **Lab ID: 92585383001** Collected: 02/01/22 10:50 Received: 02/01/22 12:38 Matrix: Water

Parameters	Results	Units	Report Limit	MDL	DF	Prepared	Analyzed	CAS No.	Qual
6200B MSV	Analytical Method: SM 6200B Pace Analytical Services - Charlotte								
2,2-Dichloropropane	ND	ug/L	0.50	0.39	1		02/03/22 00:10	594-20-7	
1,1-Dichloropropene	ND	ug/L	0.50	0.43	1		02/03/22 00:10	563-58-6	
cis-1,3-Dichloropropene	ND	ug/L	0.50	0.36	1		02/03/22 00:10	10061-01-5	
trans-1,3-Dichloropropene	ND	ug/L	0.50	0.36	1		02/03/22 00:10	10061-02-6	
Diisopropyl ether	ND	ug/L	0.50	0.31	1		02/03/22 00:10	108-20-3	
Ethanol	ND	ug/L	200	72.2	1		02/03/22 00:10	64-17-5	
Ethylbenzene	ND	ug/L	0.50	0.30	1		02/03/22 00:10	100-41-4	
Hexachloro-1,3-butadiene	ND	ug/L	2.0	1.5	1		02/03/22 00:10	87-68-3	
Isopropylbenzene (Cumene)	ND	ug/L	0.50	0.33	1		02/03/22 00:10	98-82-8	
Methylene Chloride	ND	ug/L	2.0	2.0	1		02/03/22 00:10	75-09-2	
Methyl-tert-butyl ether	ND	ug/L	0.50	0.42	1		02/03/22 00:10	1634-04-4	
Naphthalene	ND	ug/L	2.0	0.64	1		02/03/22 00:10	91-20-3	
n-Propylbenzene	ND	ug/L	0.50	0.34	1		02/03/22 00:10	103-65-1	
Styrene	ND	ug/L	0.50	0.29	1		02/03/22 00:10	100-42-5	
1,1,1,2-Tetrachloroethane	ND	ug/L	0.50	0.31	1		02/03/22 00:10	630-20-6	
1,1,2,2-Tetrachloroethane	ND	ug/L	0.50	0.22	1		02/03/22 00:10	79-34-5	
Tetrachloroethene	ND	ug/L	0.50	0.29	1		02/03/22 00:10	127-18-4	
Toluene	ND	ug/L	0.50	0.48	1		02/03/22 00:10	108-88-3	
1,2,3-Trichlorobenzene	ND	ug/L	2.0	0.81	1		02/03/22 00:10	87-61-6	
1,2,4-Trichlorobenzene	ND	ug/L	2.0	0.64	1		02/03/22 00:10	120-82-1	
1,1,1-Trichloroethane	ND	ug/L	0.50	0.33	1		02/03/22 00:10	71-55-6	
1,1,2-Trichloroethane	ND	ug/L	0.50	0.32	1		02/03/22 00:10	79-00-5	
Trichloroethene	ND	ug/L	0.50	0.38	1		02/03/22 00:10	79-01-6	
Trichlorofluoromethane	ND	ug/L	1.0	0.30	1		02/03/22 00:10	75-69-4	
1,2,3-Trichloropropane	ND	ug/L	0.50	0.26	1		02/03/22 00:10	96-18-4	
1,2,4-Trimethylbenzene	ND	ug/L	0.50	0.50	1		02/03/22 00:10	95-63-6	
1,3,5-Trimethylbenzene	ND	ug/L	0.50	0.33	1		02/03/22 00:10	108-67-8	
Vinyl chloride	ND	ug/L	1.0	0.39	1		02/03/22 00:10	75-01-4	
m&p-Xylene	ND	ug/L	1.0	0.71	1		02/03/22 00:10	179601-23-1	
o-Xylene	ND	ug/L	0.50	0.34	1		02/03/22 00:10	95-47-6	
Surrogates									
1,2-Dichloroethane-d4 (S)	106	%	70-130		1		02/03/22 00:10	17060-07-0	
4-Bromofluorobenzene (S)	103	%	70-130		1		02/03/22 00:10	460-00-4	
Toluene-d8 (S)	103	%	70-130		1		02/03/22 00:10	2037-26-5	

REPORT OF LABORATORY ANALYSIS

This report shall not be reproduced, except in full,
without the written consent of Pace Analytical Services, LLC.

Pace Analytical Services, LLC
9800 Kincey Ave. Suite 100
Huntersville, NC 28078
(704)875-9092

QUALITY CONTROL DATA

Project: 2020-L1-2448 Incident
Pace Project No.: 92585383

QC Batch: 675646
QC Batch Method: MADEP VPH
Analysis Method: MADEP VPH
Analysis Description: VPH NC Water
Laboratory: Pace Analytical Services - Charlotte

Associated Lab Samples: 92585383001

METHOD BLANK: 3536465 Matrix: Water
Associated Lab Samples: 92585383001

Parameter	Units	Blank Result	Reporting Limit	MDL	Analyzed	Qualifiers
Aliphatic (C05-C08)	ug/L	ND	50.0	50.0	02/02/22 16:43	N2
Aromatic (C09-C10)	ug/L	ND	50.0	50.0	02/02/22 16:43	N2
4-Bromofluorobenzene (FID) (S)	%	98	70-130		02/02/22 16:43	
4-Bromofluorobenzene (PID) (S)	%	96	70-130		02/02/22 16:43	

LABORATORY CONTROL SAMPLE & LCSD: 3536466 3536467

Parameter	Units	Spike Conc.	LCS Result	LCSD Result	LCS % Rec	LCSD % Rec	% Rec Limits	RPD	Max RPD	Qualifiers
Aliphatic (C05-C08)	ug/L	300	354	339	118	113	70-130	4	25	N2
Aromatic (C09-C10)	ug/L	100	92.2	92.9	92	93	70-130	1	25	N2
4-Bromofluorobenzene (FID) (S)	%				103	101	70-130			
4-Bromofluorobenzene (PID) (S)	%				100	98	70-130			

Results presented on this page are in the units indicated by the "Units" column except where an alternate unit is presented to the right of the result.

REPORT OF LABORATORY ANALYSIS

This report shall not be reproduced, except in full,
without the written consent of Pace Analytical Services, LLC.

Pace Analytical Services, LLC
9800 Kincey Ave. Suite 100
Huntersville, NC 28078
(704)875-9092

QUALITY CONTROL DATA

Project: 2020-L1-2448 Incident
Pace Project No.: 92585383

QC Batch: 676293
QC Batch Method: EPA 3010A
Analysis Method: EPA 6010D
Analysis Description: 6010 MET
Laboratory: Pace Analytical Services - Asheville
Associated Lab Samples: 92585383001

METHOD BLANK: 3539933 Matrix: Water
Associated Lab Samples: 92585383001

Parameter	Units	Blank Result	Reporting Limit	MDL	Analyzed	Qualifiers
Lead	ug/L	ND	5.0	4.5	02/07/22 01:19	

LABORATORY CONTROL SAMPLE: 3539934

Parameter	Units	Spike Conc.	LCS Result	LCS % Rec	% Rec Limits	Qualifiers
Lead	ug/L	500	490	98	80-120	

MATRIX SPIKE & MATRIX SPIKE DUPLICATE: 3539935 3539936

Parameter	Units	92585378001 Result	MS Spike Conc.	MSD Spike Conc.	MS Result	MSD Result	MS % Rec	MSD % Rec	% Rec Limits	RPD	Max RPD	Qual
Lead	ug/L	ND	500	500	483	475	96	94	75-125	2	20	

Results presented on this page are in the units indicated by the "Units" column except where an alternate unit is presented to the right of the result.

REPORT OF LABORATORY ANALYSIS

This report shall not be reproduced, except in full,
without the written consent of Pace Analytical Services, LLC.

Pace Analytical Services, LLC
9800 Kincey Ave. Suite 100
Huntersville, NC 28078
(704)875-9092

QUALITY CONTROL DATA

Project: 2020-L1-2448 Incident
Pace Project No.: 92585383

QC Batch: 675664
QC Batch Method: SM 6200B
Analysis Method: SM 6200B
Analysis Description: 6200B MSV
Laboratory: Pace Analytical Services - Charlotte

Associated Lab Samples: 92585383001

METHOD BLANK: 3536494 Matrix: Water
Associated Lab Samples: 92585383001

Parameter	Units	Blank Result	Reporting Limit	MDL	Analyzed	Qualifiers
1,1,1,2-Tetrachloroethane	ug/L	ND	0.50	0.31	02/02/22 22:25	
1,1,1-Trichloroethane	ug/L	ND	0.50	0.33	02/02/22 22:25	
1,1,2,2-Tetrachloroethane	ug/L	ND	0.50	0.22	02/02/22 22:25	
1,1,2-Trichloroethane	ug/L	ND	0.50	0.32	02/02/22 22:25	
1,1-Dichloroethane	ug/L	ND	0.50	0.37	02/02/22 22:25	
1,1-Dichloroethene	ug/L	ND	0.50	0.35	02/02/22 22:25	
1,1-Dichloropropene	ug/L	ND	0.50	0.43	02/02/22 22:25	
1,2,3-Trichlorobenzene	ug/L	ND	2.0	0.81	02/02/22 22:25	
1,2,3-Trichloropropane	ug/L	ND	0.50	0.26	02/02/22 22:25	
1,2,4-Trichlorobenzene	ug/L	ND	2.0	0.64	02/02/22 22:25	
1,2,4-Trimethylbenzene	ug/L	ND	0.50	0.50	02/02/22 22:25	
1,2-Dibromo-3-chloropropane	ug/L	ND	1.0	0.34	02/02/22 22:25	
1,2-Dibromoethane (EDB)	ug/L	ND	0.50	0.27	02/02/22 22:25	
1,2-Dichlorobenzene	ug/L	ND	0.50	0.34	02/02/22 22:25	
1,2-Dichloroethane	ug/L	ND	0.50	0.32	02/02/22 22:25	
1,2-Dichloropropane	ug/L	ND	0.50	0.36	02/02/22 22:25	
1,3,5-Trimethylbenzene	ug/L	ND	0.50	0.33	02/02/22 22:25	
1,3-Dichlorobenzene	ug/L	ND	0.50	0.34	02/02/22 22:25	
1,3-Dichloropropane	ug/L	ND	0.50	0.28	02/02/22 22:25	
1,4-Dichlorobenzene	ug/L	ND	0.50	0.33	02/02/22 22:25	
2,2-Dichloropropane	ug/L	ND	0.50	0.39	02/02/22 22:25	
2-Chlorotoluene	ug/L	ND	0.50	0.32	02/02/22 22:25	
4-Chlorotoluene	ug/L	ND	0.50	0.32	02/02/22 22:25	
Benzene	ug/L	ND	0.50	0.34	02/02/22 22:25	
Bromobenzene	ug/L	ND	0.50	0.29	02/02/22 22:25	
Bromochloromethane	ug/L	ND	0.50	0.47	02/02/22 22:25	
Bromodichloromethane	ug/L	ND	0.50	0.31	02/02/22 22:25	
Bromoform	ug/L	ND	0.50	0.34	02/02/22 22:25	
Bromomethane	ug/L	ND	5.0	1.7	02/02/22 22:25	
Carbon tetrachloride	ug/L	ND	0.50	0.33	02/02/22 22:25	
Chlorobenzene	ug/L	ND	0.50	0.28	02/02/22 22:25	
Chloroethane	ug/L	ND	1.0	0.65	02/02/22 22:25	
Chloroform	ug/L	ND	0.50	0.35	02/02/22 22:25	
Chloromethane	ug/L	ND	1.0	0.54	02/02/22 22:25	
cis-1,2-Dichloroethene	ug/L	ND	0.50	0.38	02/02/22 22:25	
cis-1,3-Dichloropropene	ug/L	ND	0.50	0.36	02/02/22 22:25	
Dibromochloromethane	ug/L	ND	0.50	0.36	02/02/22 22:25	
Dibromomethane	ug/L	ND	0.50	0.39	02/02/22 22:25	
Dichlorodifluoromethane	ug/L	ND	0.50	0.35	02/02/22 22:25	
Diisopropyl ether	ug/L	ND	0.50	0.31	02/02/22 22:25	

Results presented on this page are in the units indicated by the "Units" column except where an alternate unit is presented to the right of the result.

REPORT OF LABORATORY ANALYSIS

This report shall not be reproduced, except in full,
without the written consent of Pace Analytical Services, LLC.

Pace Analytical Services, LLC
9800 Kincey Ave. Suite 100
Huntersville, NC 28078
(704)875-9092

QUALITY CONTROL DATA

Project: 2020-L1-2448 Incident
Pace Project No.: 92585383

METHOD BLANK: 3536494 Matrix: Water
Associated Lab Samples: 92585383001

Parameter	Units	Blank Result	Reporting Limit	MDL	Analyzed	Qualifiers
Ethanol	ug/L	ND	200	72.2	02/02/22 22:25	
Ethylbenzene	ug/L	ND	0.50	0.30	02/02/22 22:25	
Hexachloro-1,3-butadiene	ug/L	ND	2.0	1.5	02/02/22 22:25	
Isopropylbenzene (Cumene)	ug/L	ND	0.50	0.33	02/02/22 22:25	
m&p-Xylene	ug/L	ND	1.0	0.71	02/02/22 22:25	
Methyl-tert-butyl ether	ug/L	ND	0.50	0.42	02/02/22 22:25	
Methylene Chloride	ug/L	ND	2.0	2.0	02/02/22 22:25	
n-Butylbenzene	ug/L	ND	0.50	0.49	02/02/22 22:25	
n-Propylbenzene	ug/L	ND	0.50	0.34	02/02/22 22:25	
Naphthalene	ug/L	ND	2.0	0.64	02/02/22 22:25	
o-Xylene	ug/L	ND	0.50	0.34	02/02/22 22:25	
sec-Butylbenzene	ug/L	ND	0.50	0.40	02/02/22 22:25	
Styrene	ug/L	ND	0.50	0.29	02/02/22 22:25	
tert-Butylbenzene	ug/L	ND	0.50	0.32	02/02/22 22:25	
Tetrachloroethene	ug/L	ND	0.50	0.29	02/02/22 22:25	
Toluene	ug/L	ND	0.50	0.48	02/02/22 22:25	
trans-1,2-Dichloroethene	ug/L	ND	0.50	0.40	02/02/22 22:25	
trans-1,3-Dichloropropene	ug/L	ND	0.50	0.36	02/02/22 22:25	
Trichloroethene	ug/L	ND	0.50	0.38	02/02/22 22:25	
Trichlorofluoromethane	ug/L	ND	1.0	0.30	02/02/22 22:25	
Vinyl chloride	ug/L	ND	1.0	0.39	02/02/22 22:25	
1,2-Dichloroethane-d4 (S)	%	105	70-130		02/02/22 22:25	
4-Bromofluorobenzene (S)	%	102	70-130		02/02/22 22:25	
Toluene-d8 (S)	%	104	70-130		02/02/22 22:25	

LABORATORY CONTROL SAMPLE: 3536495

Parameter	Units	Spike Conc.	LCS Result	LCS % Rec	% Rec Limits	Qualifiers
1,1,1,2-Tetrachloroethane	ug/L	50	49.8	100	60-140	
1,1,1-Trichloroethane	ug/L	50	50.8	102	60-140	
1,1,2,2-Tetrachloroethane	ug/L	50	49.0	98	60-140	
1,1,2-Trichloroethane	ug/L	50	49.1	98	60-140	
1,1-Dichloroethane	ug/L	50	53.8	108	60-140	
1,1-Dichloroethene	ug/L	50	58.3	117	60-140	
1,1-Dichloropropene	ug/L	50	54.6	109	60-140	
1,2,3-Trichlorobenzene	ug/L	50	45.3	91	60-140	
1,2,3-Trichloropropane	ug/L	50	49.3	99	60-140	
1,2,4-Trichlorobenzene	ug/L	50	45.7	91	60-140	
1,2,4-Trimethylbenzene	ug/L	50	49.1	98	60-140	
1,2-Dibromo-3-chloropropane	ug/L	50	49.5	99	60-140	
1,2-Dibromoethane (EDB)	ug/L	50	50.4	101	60-140	
1,2-Dichlorobenzene	ug/L	50	46.9	94	60-140	
1,2-Dichloroethane	ug/L	50	49.7	99	60-140	
1,2-Dichloropropane	ug/L	50	55.6	111	60-140	

Results presented on this page are in the units indicated by the "Units" column except where an alternate unit is presented to the right of the result.

REPORT OF LABORATORY ANALYSIS

This report shall not be reproduced, except in full,
without the written consent of Pace Analytical Services, LLC.

Pace Analytical Services, LLC
9800 Kincey Ave. Suite 100
Huntersville, NC 28078
(704)875-9092

QUALITY CONTROL DATA

Project: 2020-L1-2448 Incident
Pace Project No.: 92585383

LABORATORY CONTROL SAMPLE: 3536495

Parameter	Units	Spike Conc.	LCS Result	LCS % Rec	% Rec Limits	Qualifiers
1,3,5-Trimethylbenzene	ug/L	50	49.3	99	60-140	
1,3-Dichlorobenzene	ug/L	50	46.6	93	60-140	
1,3-Dichloropropane	ug/L	50	51.4	103	60-140	
1,4-Dichlorobenzene	ug/L	50	47.3	95	60-140	
2,2-Dichloropropane	ug/L	50	52.3	105	60-140	
2-Chlorotoluene	ug/L	50	49.0	98	60-140	
4-Chlorotoluene	ug/L	50	47.1	94	60-140	
Benzene	ug/L	50	51.1	102	60-140	
Bromobenzene	ug/L	50	46.3	93	60-140	
Bromochloromethane	ug/L	50	49.5	99	60-140	
Bromodichloromethane	ug/L	50	50.1	100	60-140	
Bromoform	ug/L	50	48.8	98	60-140	
Bromomethane	ug/L	50	47.3	95	60-140	
Carbon tetrachloride	ug/L	50	49.6	99	60-140	
Chlorobenzene	ug/L	50	46.8	94	60-140	
Chloroethane	ug/L	50	52.7	105	60-140	
Chloroform	ug/L	50	45.8	92	60-140	
Chloromethane	ug/L	50	51.4	103	60-140	
cis-1,2-Dichloroethene	ug/L	50	52.1	104	60-140	
cis-1,3-Dichloropropene	ug/L	50	53.5	107	60-140	
Dibromochloromethane	ug/L	50	52.5	105	60-140	
Dibromomethane	ug/L	50	45.3	91	60-140	
Dichlorodifluoromethane	ug/L	50	45.7	91	60-140	
Diisopropyl ether	ug/L	50	55.8	112	60-140	
Ethanol	ug/L	2000	2540	127	60-140	
Ethylbenzene	ug/L	50	47.7	95	60-140	
Hexachloro-1,3-butadiene	ug/L	50	43.9	88	60-140	
Isopropylbenzene (Cumene)	ug/L	50	47.7	95	60-140	
m&p-Xylene	ug/L	100	93.6	94	60-140	
Methyl-tert-butyl ether	ug/L	50	53.2	106	60-140	
Methylene Chloride	ug/L	50	53.3	107	60-140	
n-Butylbenzene	ug/L	50	49.5	99	60-140	
n-Propylbenzene	ug/L	50	48.2	96	60-140	
Naphthalene	ug/L	50	47.9	96	60-140	
o-Xylene	ug/L	50	46.5	93	60-140	
sec-Butylbenzene	ug/L	50	47.3	95	60-140	
Styrene	ug/L	50	48.9	98	60-140	
tert-Butylbenzene	ug/L	50	40.1	80	60-140	
Tetrachloroethene	ug/L	50	46.6	93	60-140	
Toluene	ug/L	50	46.1	92	60-140	
trans-1,2-Dichloroethene	ug/L	50	55.6	111	60-140	
trans-1,3-Dichloropropene	ug/L	50	51.2	102	60-140	
Trichloroethene	ug/L	50	48.8	98	60-140	
Trichlorofluoromethane	ug/L	50	43.6	87	60-140	
Vinyl chloride	ug/L	50	53.0	106	60-140	
1,2-Dichloroethane-d4 (S)	%			108	70-130	
4-Bromofluorobenzene (S)	%			100	70-130	

Results presented on this page are in the units indicated by the "Units" column except where an alternate unit is presented to the right of the result.

REPORT OF LABORATORY ANALYSIS

This report shall not be reproduced, except in full,
without the written consent of Pace Analytical Services, LLC.

Pace Analytical Services, LLC
9800 Kincey Ave. Suite 100
Huntersville, NC 28078
(704)875-9092

QUALITY CONTROL DATA

Project: 2020-L1-2448 Incident
Pace Project No.: 92585383

LABORATORY CONTROL SAMPLE: 3536495

Parameter	Units	Spike Conc.	LCS Result	LCS % Rec	% Rec Limits	Qualifiers
Toluene-d8 (S)	%			101	70-130	

MATRIX SPIKE & MATRIX SPIKE DUPLICATE: 3536496 3536497

Parameter	Units	92585750004 Result	MS Spike Conc.	MSD Spike Conc.	MS Result	MSD Result	MS % Rec	MSD % Rec	% Rec Limits	RPD	Max RPD	Qual
1,1,1,2-Tetrachloroethane	ug/L	ND	5000	5000	5430	5400	109	108	60-140	1	30	
1,1,1-Trichloroethane	ug/L	ND	5000	5000	5060	5590	101	112	60-140	10	30	
1,1,2,2-Tetrachloroethane	ug/L	ND	5000	5000	5400	5580	108	112	60-140	3	30	
1,1,2-Trichloroethane	ug/L	ND	5000	5000	5250	5220	105	104	60-140	1	30	
1,1-Dichloroethane	ug/L	ND	5000	5000	4950	5950	99	119	60-140	18	30	
1,1-Dichloroethene	ug/L	ND	5000	5000	4970	6380	99	128	60-140	25	30	
1,1-Dichloropropene	ug/L	ND	5000	5000	5030	6030	101	121	60-140	18	30	
1,2,3-Trichlorobenzene	ug/L	ND	5000	5000	4880	4450	98	89	60-140	9	30	
1,2,3-Trichloropropane	ug/L	ND	5000	5000	5330	5350	107	107	60-140	0	30	
1,2,4-Trichlorobenzene	ug/L	ND	5000	5000	5020	4470	100	89	60-140	12	30	
1,2,4-Trimethylbenzene	ug/L	2400	5000	5000	7230	8070	97	114	60-140	11	30	
1,2-Dibromo-3-chloropropane	ug/L	ND	5000	5000	5690	5090	114	102	60-140	11	30	
1,2-Dibromoethane (EDB)	ug/L	90.1J	5000	5000	5370	5520	106	109	60-140	3	30	
1,2-Dichlorobenzene	ug/L	ND	5000	5000	4990	5160	100	103	60-140	3	30	
1,2-Dichloroethane	ug/L	269	5000	5000	5300	5740	101	109	60-140	8	30	
1,2-Dichloropropane	ug/L	ND	5000	5000	5350	5940	107	119	60-140	10	30	
1,3,5-Trimethylbenzene	ug/L	ND	5000	5000	5650	6270	113	125	60-140	10	30	
1,3-Dichlorobenzene	ug/L	ND	5000	5000	5110	5240	102	105	60-140	3	30	
1,3-Dichloropropane	ug/L	ND	5000	5000	5180	5660	104	113	60-140	9	30	
1,4-Dichlorobenzene	ug/L	ND	5000	5000	4970	5340	99	107	60-140	7	30	
2,2-Dichloropropane	ug/L	ND	5000	5000	3810	4450	76	89	60-140	16	30	
2-Chlorotoluene	ug/L	ND	5000	5000	5180	5800	104	116	60-140	11	30	
4-Chlorotoluene	ug/L	ND	5000	5000	4940	5410	99	108	60-140	9	30	
Benzene	ug/L	9100	5000	5000	13500	15100	88	119	60-140	11	30	
Bromobenzene	ug/L	ND	5000	5000	5120	5250	102	105	60-140	2	30	
Bromochloromethane	ug/L	ND	5000	5000	4980	5330	100	107	60-140	7	30	
Bromodichloromethane	ug/L	ND	5000	5000	5390	5270	108	105	60-140	2	30	
Bromoform	ug/L	ND	5000	5000	5280	5090	106	102	60-140	4	30	
Bromomethane	ug/L	ND	5000	5000	5290	4050	106	81	60-140	27	30	
Carbon tetrachloride	ug/L	ND	5000	5000	5100	5430	102	109	60-140	6	30	
Chlorobenzene	ug/L	ND	5000	5000	5160	5260	103	105	60-140	2	30	
Chloroethane	ug/L	ND	5000	5000	5610	6060	112	121	60-140	8	30	
Chloroform	ug/L	ND	5000	5000	4750	5090	95	102	60-140	7	30	
Chloromethane	ug/L	ND	5000	5000	5140	5000	103	100	60-140	3	30	
cis-1,2-Dichloroethene	ug/L	ND	5000	5000	5060	5710	101	114	60-140	12	30	
cis-1,3-Dichloropropene	ug/L	ND	5000	5000	5120	5220	102	104	60-140	2	30	
Dibromochloromethane	ug/L	ND	5000	5000	5220	5450	104	109	60-140	4	30	
Dibromomethane	ug/L	ND	5000	5000	5150	4660	103	93	60-140	10	30	

Results presented on this page are in the units indicated by the "Units" column except where an alternate unit is presented to the right of the result.

REPORT OF LABORATORY ANALYSIS

This report shall not be reproduced, except in full,
without the written consent of Pace Analytical Services, LLC.

Pace Analytical Services, LLC
9800 Kincey Ave. Suite 100
Huntersville, NC 28078
(704)875-9092

QUALITY CONTROL DATA

Project: 2020-L1-2448 Incident
Pace Project No.: 92585383

MATRIX SPIKE & MATRIX SPIKE DUPLICATE: 3536496 3536497

Parameter	Units	92585750004 Result	MS Spike Conc.	MSD Spike Conc.	MS Result	MSD Result	MS % Rec	MSD % Rec	% Rec Limits	RPD	Max RPD	Qual
Dichlorodifluoromethane	ug/L	ND	5000	5000	5280	3840	106	77	60-140	32	30	R1
Diisopropyl ether	ug/L	ND	5000	5000	4800	5970	96	119	60-140	22	30	
Ethanol	ug/L	ND	200000	200000	212000	285000	106	143	60-140	29	30	M1
Ethylbenzene	ug/L	3230	5000	5000	8050	8730	96	110	60-140	8	30	
Hexachloro-1,3-butadiene	ug/L	ND	5000	5000	5260	4750	105	95	60-140	10	30	
Isopropylbenzene (Cumene)	ug/L	130	5000	5000	5310	5700	104	111	60-140	7	30	
m&p-Xylene	ug/L	11000	10000	10000	20500	21700	95	107	60-140	6	30	
Methyl-tert-butyl ether	ug/L	ND	5000	5000	4690	5400	94	108	60-140	14	30	
Methylene Chloride	ug/L	ND	5000	5000	5430	6100	109	122	60-140	12	30	
n-Butylbenzene	ug/L	ND	5000	5000	4810	5380	96	108	60-140	11	30	
n-Propylbenzene	ug/L	ND	5000	5000	5360	5950	107	119	60-140	10	30	
Naphthalene	ug/L	835	5000	5000	5680	5540	97	94	60-140	2	30	
o-Xylene	ug/L	5360	5000	5000	10600	10800	105	108	60-140	1	30	
sec-Butylbenzene	ug/L	ND	5000	5000	5090	5520	102	110	60-140	8	30	
Styrene	ug/L	ND	5000	5000	5360	5510	107	110	60-140	3	30	
tert-Butylbenzene	ug/L	ND	5000	5000	4400	4720	88	94	60-140	7	30	
Tetrachloroethene	ug/L	ND	5000	5000	4950	5150	99	103	60-140	4	30	
Toluene	ug/L	34800	5000	5000	37600	38200	58	69	60-140	1	30	M1
trans-1,2-Dichloroethene	ug/L	ND	5000	5000	5020	6100	100	122	60-140	19	30	
trans-1,3-Dichloropropene	ug/L	ND	5000	5000	5110	4930	102	99	60-140	4	30	
Trichloroethene	ug/L	ND	5000	5000	5100	5200	102	104	60-140	2	30	
Trichlorofluoromethane	ug/L	ND	5000	5000	4400	4750	88	95	60-140	8	30	
Vinyl chloride	ug/L	ND	5000	5000	5140	5230	103	105	60-140	2	30	
1,2-Dichloroethane-d4 (S)	%						99	105	70-130			
4-Bromofluorobenzene (S)	%						98	101	70-130			
Toluene-d8 (S)	%						100	100	70-130			

Results presented on this page are in the units indicated by the "Units" column except where an alternate unit is presented to the right of the result.

REPORT OF LABORATORY ANALYSIS

This report shall not be reproduced, except in full,
without the written consent of Pace Analytical Services, LLC.

Pace Analytical Services, LLC
9800 Kincey Ave. Suite 100
Huntersville, NC 28078
(704)875-9092

QUALIFIERS

Project: 2020-L1-2448 Incident
Pace Project No.: 92585383

DEFINITIONS

DF - Dilution Factor, if reported, represents the factor applied to the reported data due to dilution of the sample aliquot.

ND - Not Detected at or above adjusted reporting limit.

TNTC - Too Numerous To Count

J - Estimated concentration above the adjusted method detection limit and below the adjusted reporting limit.

MDL - Adjusted Method Detection Limit.

PQL - Practical Quantitation Limit.

RL - Reporting Limit - The lowest concentration value that meets project requirements for quantitative data with known precision and bias for a specific analyte in a specific matrix.

S - Surrogate

1,2-Diphenylhydrazine decomposes to and cannot be separated from Azobenzene using Method 8270. The result for each analyte is a combined concentration.

Consistent with EPA guidelines, unrounded data are displayed and have been used to calculate % recovery and RPD values.

LCS(D) - Laboratory Control Sample (Duplicate)

MS(D) - Matrix Spike (Duplicate)

DUP - Sample Duplicate

RPD - Relative Percent Difference

NC - Not Calculable.

SG - Silica Gel - Clean-Up

U - Indicates the compound was analyzed for, but not detected.

Acid preservation may not be appropriate for 2 Chloroethylvinyl ether.

A separate vial preserved to a pH of 4-5 is recommended in SW846 Chapter 4 for the analysis of Acrolein and Acrylonitrile by EPA Method 8260.

N-Nitrosodiphenylamine decomposes and cannot be separated from Diphenylamine using Method 8270. The result reported for each analyte is a combined concentration.

Reported results are not rounded until the final step prior to reporting. Therefore, calculated parameters that are typically reported as "Total" may vary slightly from the sum of the reported component parameters.

Pace Analytical is TNI accredited. Contact your Pace PM for the current list of accredited analytes.

TNI - The NELAC Institute.

ANALYTE QUALIFIERS

BC	The same analyte was detected in an associated blank at a concentration above 1/2 the reporting limit but below the laboratory reporting limit.
M1	Matrix spike recovery exceeded QC limits. Batch accepted based on laboratory control sample (LCS) recovery.
N2	The lab does not hold NELAC/TNI accreditation for this parameter but other accreditations/certifications may apply. A complete list of accreditations/certifications is available upon request.
R1	RPD value was outside control limits.

This report shall not be reproduced, except in full,
without the written consent of Pace Analytical Services, LLC.

Pace Analytical Services, LLC
9800 Kincey Ave. Suite 100
Huntersville, NC 28078
(704)875-9092

QUALITY CONTROL DATA CROSS REFERENCE TABLE

Project: 2020-L1-2448 Incident
Pace Project No.: 92585383

Lab ID	Sample ID	QC Batch Method	QC Batch	Analytical Method	Analytical Batch
92585383001	**14226_HC_RD**	MADEP VPH	675646		
92585383001	**14226_HC_RD**	EPA 3010A	676293	EPA 6010D	676315
92585383001	**14226_HC_RD**	SM 6200B	675664		

This report shall not be reproduced, except in full,
without the written consent of Pace Analytical Services, LLC.

CHAIN-OF-CUSTODY Analytical Request Document

Pace Analytical

Chain-of-Custody is a LEGAL DOCUMENT - Complete all relevent fields

LAB US **WO# : 92585383** lumber or

92585383

Company: Apex Companies	Billing Information:
Address:	
Report To: Andrew Street	Email To: andrew.street@apexcos.com
Copy To:	Site Collection Info/Address: 14226 Huntersville Concord Rd.
Customer Project Name/Number: 2020-LI-2448	State: NC County/City: Huntersville Time Zone Collected: [ ] PT [ ] MT [ ] CT [ ] ET
Phone: Email:	Site/Facility ID #:
Collected By (print): Matt T.	Purchase Order #: Quote #:
Collected By (signature): Tex	Turnaround Date Required: ASAP
Sample Disposal: [ ] Dispose as appropriate [ ] Return [ ] Archive: _____ [ ] Hold: _____	Rush: [ ] Same Day [ ] Next Day [ ] 2 Day [ ] 3 Day [ ] 4 Day [ ] 5 Day (Expedite Charges Apply)

Compliance Monitoring? [ ] Yes [ ] No

DW PWS ID #: DW Location Code:

Immediately Packed on Ice: [ ] Yes [ ] No

Field Filtered (if applicable): [ ] Yes [ ] No

Analysis: _____

* Matrix Codes (Insert in Matrix box below): Drinking Water (DW), Ground Water (GW), Wastewater (WW), Product (P), Soil/Solid (SL), Oil (OL), Wipe (WP), Air (AR), Tissue (TS), Bioassay (B), Vapor (V), Other (OT)

** Preservative Types: (1) nitric acid, (2) sulfuric acid, (3) hydrochloric acid, (4) sodium hydroxide, (5) zinc acetate, (6) methanol, (7) sodium bisulfate, (8) sodium thiosulfate, (9) hexane, (A) ascorbic acid, (B) ammonium sulfate, (C) ammonium hydroxide, (D) TSP, (U) Unpreserved, (O) Other _____

Customer Sample ID	Matrix *	Comp / Grab	Collected (or Composite Start) Date	Collected (or Composite Start) Time	Composite End Date	Composite End Time	Res Cl	# of Ctns	Analyses: VOCs 6200B	MADEP VPH	LEAD
14226_HC_RD	DW	G	2-1-22	1050				8	X	X	X

Analyses

Lab Profile/Line:

Lab Sample Receipt Checklist:

Custody Seals Present/Intact	Y N NA
Custody Signatures Present	Y N NA
Collector Signature Present	Y N NA
Bottles Intact	Y N NA
Correct Bottles	Y N NA
Sufficient Volume	Y N NA
Samples Received on Ice	Y N NA
VOA - Headspace Acceptable	Y N NA
USDA Regulated Soils	Y N NA
Samples in Holding Time	Y N NA
Residual Chlorine Present	Y N NA
Cl Strips: _____	
Sample pH Acceptable	Y N NA
pH Strips: 223810AV	
Sulfide Present	Y N NA
Lead Acetate Strips: _____	

LAB USE ONLY:
Lab Sample # / Comments:

92585383

001

Customer Remarks / Special Conditions / Possible Hazards:

Type of Ice Used: Wet Blue Dry None

Packing Material Used: BB

Radchem sample(s) screened (<500 cpm): Y N NA

SHORT HOLDS PRESENT (<72 hours): Y N N/A

Lab Tracking #: 2632565

Samples received via: FEDEX UPS Client Courier Pace Courier

Lab Sample Temperature Info:
Temp Blank Received: Y N NA
Therm ID#: 92706C4
Cooler 1 Temp Upon Receipt: 2.1 oC
Cooler 1 Therm Corr. Factor: 0 oC
Cooler 1 Corrected Temp: 2.1 oC
Comments:

Relinquished by/Company: (Signature)	Date/Time:	Received by/Company: (Signature)	Date/Time:
Matt T. / Apex Tex	2-1-22/1238	KH Pace MVL	2/1/22 1235
Relinquished by/Company: (Signature)	Date/Time:	Received by/Company: (Signature)	Date/Time:
Relinquished by/Company: (Signature)	Date/Time:	Received by/Company: (Signature)	Date/Time:

MTJL LAB USE ONLY
Table #:
Acctnum:
Template:
Prelogin:
PM:
PB:

Trip Blank Received: Y N NA
HCL MeOH TSP Other

Non Conformance(s): YES / NO

Page: _____ of: _____

***Check mark top half of box if pH and/or dechlorination is verified and within the acceptance range for preservation samples.**

Exceptions: VOA, Coliform, TOC, Oil and Grease, DRO/8015 (water) DOC, LLHg

****Bottom half of box is to list number of bottles**

Project # **WO# : 92585383**

PM: AMB Due Date: 02/08/22

CLIENT: 92-APEX MOOR

Item#	BP4U-125 mL Plastic Unpreserved (N/A) (Cl-)	BP3U-250 mL Plastic Unpreserved (N/A)	BP2U-500 mL Plastic Unpreserved (N/A)	BP1U-1 liter Plastic Unpreserved (N/A)	BP4S-125 mL Plastic H2SO4 (pH < 2) (Cl-)	BP3N-250 mL plastic HNO3 (pH < 2)	BP4Z-125 mL Plastic ZN Acetate & NaOH (>9)	BP4B-125 mL Plastic NaOH (pH > 12) (Cl-)	WGFU-Wide-mouthed Glass jar Unpreserved	AG1U-1 liter Amber Unpreserved (N/A) (Cl-)	AG1H-1 liter Amber HCl (pH < 2)	AG3U-250 mL Amber Unpreserved (N/A) (Cl-)	AG1S-1 liter Amber H2SO4 (pH < 2)	AG3S-250 mL Amber H2SO4 (pH < 2)	AG3A(DG3A)-250 mL Amber NH4Cl (N/A)(Cl-)	DG9H-40 mL VOA HCl (N/A)	VG9T-40 mL VOA Na2S2O3 (N/A)	VG9U-40 mL VOA Unpreserved (N/A)	DG9P-40 mL VOA H3PO4 (N/A)	VOAK (3 vials per kit)-5035 kit (N/A)	V/GK (3 vials per kit)-VPH/Gas kit (N/A)	SP5T-125 mL Sterile Plastic (N/A – lab)	SP2T-250 mL Sterile Plastic (N/A – lab)		BP3A-250 mL Plastic (NH2)2SO4 (9.3-9.7)	AG0U-100 mL Amber Unpreserved vials (N/A)	VSGU-20 mL Scintillation vials (N/A)	DG9U-40 mL Amber Unpreserved vials (N/A)
1						1										7												
2																												
3																												
4																												
5																												
6																												
7																												
8																												
9																												
10																												
11																												
12																												

pH Adjustment Log for Preserved Samples

Sample ID	Type of Preservative	pH upon receipt	Date preservation adjusted	Time preservation adjusted	Amount of Preservative added	Lot #

Note: Whenever there is a discrepancy affecting North Carolina compliance samples, a copy of this form will be sent to the North Carolina DEHNR Certification Office (i.e. Out of hold, incorrect preservative, out of temp, incorrect containers.

Pace Analytical Services, LLC
9800 Kincey Ave. Suite 100
Huntersville, NC 28078
(704)875-9092

February 07, 2022

Andrew Street
Apex Companies - NC
5900 Northwoods Business Pkwy
Suite 5900-0
Charlotte, NC 28269

RE: Project: 2020-L1-2448
Pace Project No.: 92585387

Dear Andrew Street:

Enclosed are the analytical results for sample(s) received by the laboratory on February 01, 2022. The results relate only to the samples included in this report. Results reported herein conform to the applicable TNI/NELAC Standards and the laboratory's Quality Manual, where applicable, unless otherwise noted in the body of the report.

The test results provided in this final report were generated by each of the following laboratories within the Pace Network:

- Pace Analytical Services - Asheville
- Pace Analytical Services - Charlotte

If you have any questions concerning this report, please feel free to contact me.

Sincerely,

Angela M. Baioni

Angela Baioni
angela.baioni@pacelabs.com
(704)875-9092
Project Manager

Enclosures

cc: J Culbreath, Colonial Pipeline Company
Naomi Fretz, APEX Companies, LLC
Robert Hughes, Colonial Pipeline
Cameron Lee, Montrose-EPS
Jamie Moran, APEX Companies, LLC
Jeff Morrison, Colonial Pipeline Company
Tom Naumann, APEX Companies - NC
Joe Nicolette, Montrose-EPS
Kaitlyn Nootens, Apex Companies
Christopher Schultz, Apex Companies
Matt Teixeira, Apex Companies, LLC
Michael Verdon, Colonial Pipeline Company
JM Wyatt, Colonial Pipeline Company

REPORT OF LABORATORY ANALYSIS

This report shall not be reproduced, except in full,
without the written consent of Pace Analytical Services, LLC.

Pace Analytical Services, LLC
9800 Kincey Ave. Suite 100
Huntersville, NC 28078
(704)875-9092

CERTIFICATIONS

Project: 2020-L1-2448
Pace Project No.: 92585387

Pace Analytical Services Charlotte

South Carolina Laboratory ID: 99006
9800 Kincey Ave. Ste 100, Huntersville, NC 28078
North Carolina Drinking Water Certification #: 37706
North Carolina Field Services Certification #: 5342
North Carolina Wastewater Certification #: 12
South Carolina Laboratory ID: 99006
South Carolina Certification #: 99006001
South Carolina Drinking Water Cert. #: 99006003
Florida/NELAP Certification #: E87627
Kentucky UST Certification #: 84
Louisiana DoH Drinking Water #: LA029
Virginia/VELAP Certification #: 460221

Pace Analytical Services Asheville

2225 Riverside Drive, Asheville, NC 28804
Florida/NELAP Certification #: E87648
North Carolina Drinking Water Certification #: 37712
North Carolina Wastewater Certification #: 40
South Carolina Laboratory ID: 99030
South Carolina Certification #: 99030001
Virginia/VELAP Certification #: 460222

This report shall not be reproduced, except in full,
without the written consent of Pace Analytical Services, LLC.

Pace Analytical Services, LLC
9800 Kincey Ave. Suite 100
Huntersville, NC 28078
(704)875-9092

SAMPLE SUMMARY

Project: 2020-L1-2448
Pace Project No.: 92585387

Lab ID	Sample ID	Matrix	Date Collected	Date Received
92585387001	**DUP-1**	Water	02/01/22 00:00	02/01/22 12:38
92585387002	**FB-1**	Water	02/01/22 00:00	02/01/22 12:38

This report shall not be reproduced, except in full,
without the written consent of Pace Analytical Services, LLC.

Pace Analytical Services, LLC
9800 Kincey Ave. Suite 100
Huntersville, NC 28078
(704)875-9092

SAMPLE ANALYTE COUNT

Project: 2020-L1-2448
Pace Project No.: 92585387

Lab ID	Sample ID	Method	Analysts	Analytes Reported	Laboratory
92585387001	**DUP-1**	MADEP VPH	MAD	6	PASI-C
		EPA 6010D	RDT	1	PASI-A
		SM 6200B	SAS	64	PASI-C
92585387002	**FB-1**	MADEP VPH	MAD	6	PASI-C
		EPA 6010D	RDT	1	PASI-A
		SM 6200B	CL	64	PASI-C

PASI-A = Pace Analytical Services - Asheville
PASI-C = Pace Analytical Services - Charlotte

This report shall not be reproduced, except in full,
without the written consent of Pace Analytical Services, LLC.

Pace Analytical Services, LLC
9800 Kincey Ave. Suite 100
Huntersville, NC 28078
(704)875-9092

ANALYTICAL RESULTS

Project: 2020-L1-2448
Pace Project No.: 92585387

Sample: DUP-1 **Lab ID: 92585387001** Collected: 02/01/22 00:00 Received: 02/01/22 12:38 Matrix: Water

Parameters	Results	Units	Report Limit	MDL	DF	Prepared	Analyzed	CAS No.	Qual
VPH NC Water	Analytical Method: MADEP VPH Pace Analytical Services - Charlotte								
Total VPH (C5-C12)	ND	ug/L	50.0	50.0	1		02/03/22 10:30		N2
Aliphatic (C05-C08)	ND	ug/L	50.0	50.0	1		02/03/22 10:30		N2
Aliphatic(C09-C12) Adjusted	ND	ug/L	50.0	50.0	1		02/03/22 10:30		N2
Aromatic (C09-C10)	ND	ug/L	50.0	50.0	1		02/03/22 10:30		N2
Surrogates									
4-Bromofluorobenzene (FID) (S)	102	%	70-130		1		02/03/22 10:30	460-00-4	
4-Bromofluorobenzene (PID) (S)	100	%	70-130		1		02/03/22 10:30	460-00-4	
6010 MET ICP	Analytical Method: EPA 6010D Preparation Method: EPA 3010A Pace Analytical Services - Asheville								
Lead	**16.6**	ug/L	5.0	4.5	1	02/05/22 17:30	02/07/22 01:47	7439-92-1	BC
6200B MSV	Analytical Method: SM 6200B Pace Analytical Services - Charlotte								
Benzene	ND	ug/L	0.50	0.34	1		02/03/22 03:00	71-43-2	
Bromobenzene	ND	ug/L	0.50	0.29	1		02/03/22 03:00	108-86-1	
Bromochloromethane	ND	ug/L	0.50	0.47	1		02/03/22 03:00	74-97-5	
Bromodichloromethane	ND	ug/L	0.50	0.31	1		02/03/22 03:00	75-27-4	
Bromoform	ND	ug/L	0.50	0.34	1		02/03/22 03:00	75-25-2	
Bromomethane	ND	ug/L	5.0	1.7	1		02/03/22 03:00	74-83-9	IH
n-Butylbenzene	ND	ug/L	0.50	0.49	1		02/03/22 03:00	104-51-8	
sec-Butylbenzene	ND	ug/L	0.50	0.40	1		02/03/22 03:00	135-98-8	
tert-Butylbenzene	ND	ug/L	0.50	0.32	1		02/03/22 03:00	98-06-6	
Carbon tetrachloride	ND	ug/L	0.50	0.33	1		02/03/22 03:00	56-23-5	
Chlorobenzene	ND	ug/L	0.50	0.28	1		02/03/22 03:00	108-90-7	
Chloroethane	ND	ug/L	1.0	0.65	1		02/03/22 03:00	75-00-3	
Chloroform	ND	ug/L	0.50	0.35	1		02/03/22 03:00	67-66-3	
Chloromethane	ND	ug/L	1.0	0.54	1		02/03/22 03:00	74-87-3	
2-Chlorotoluene	ND	ug/L	0.50	0.32	1		02/03/22 03:00	95-49-8	
4-Chlorotoluene	ND	ug/L	0.50	0.32	1		02/03/22 03:00	106-43-4	
1,2-Dibromo-3-chloropropane	ND	ug/L	1.0	0.34	1		02/03/22 03:00	96-12-8	
Dibromochloromethane	ND	ug/L	0.50	0.36	1		02/03/22 03:00	124-48-1	
1,2-Dibromoethane (EDB)	ND	ug/L	0.50	0.27	1		02/03/22 03:00	106-93-4	
Dibromomethane	ND	ug/L	0.50	0.39	1		02/03/22 03:00	74-95-3	
1,2-Dichlorobenzene	ND	ug/L	0.50	0.34	1		02/03/22 03:00	95-50-1	
1,3-Dichlorobenzene	ND	ug/L	0.50	0.34	1		02/03/22 03:00	541-73-1	
1,4-Dichlorobenzene	ND	ug/L	0.50	0.33	1		02/03/22 03:00	106-46-7	
Dichlorodifluoromethane	ND	ug/L	0.50	0.35	1		02/03/22 03:00	75-71-8	L1
1,1-Dichloroethane	ND	ug/L	0.50	0.37	1		02/03/22 03:00	75-34-3	
1,2-Dichloroethane	ND	ug/L	0.50	0.32	1		02/03/22 03:00	107-06-2	
1,1-Dichloroethene	ND	ug/L	0.50	0.35	1		02/03/22 03:00	75-35-4	
cis-1,2-Dichloroethene	ND	ug/L	0.50	0.38	1		02/03/22 03:00	156-59-2	
trans-1,2-Dichloroethene	ND	ug/L	0.50	0.40	1		02/03/22 03:00	156-60-5	
1,2-Dichloropropane	ND	ug/L	0.50	0.36	1		02/03/22 03:00	78-87-5	
1,3-Dichloropropane	ND	ug/L	0.50	0.28	1		02/03/22 03:00	142-28-9	

REPORT OF LABORATORY ANALYSIS

This report shall not be reproduced, except in full,
without the written consent of Pace Analytical Services, LLC.

Pace Analytical Services, LLC
9800 Kincey Ave. Suite 100
Huntersville, NC 28078
(704)875-9092

ANALYTICAL RESULTS

Project: 2020-L1-2448
Pace Project No.: 92585387

Sample: DUP-1 **Lab ID: 92585387001** Collected: 02/01/22 00:00 Received: 02/01/22 12:38 Matrix: Water

Parameters	Results	Units	Report Limit	MDL	DF	Prepared	Analyzed	CAS No.	Qual
6200B MSV	Analytical Method: SM 6200B Pace Analytical Services - Charlotte								
2,2-Dichloropropane	ND	ug/L	0.50	0.39	1		02/03/22 03:00	594-20-7	
1,1-Dichloropropene	ND	ug/L	0.50	0.43	1		02/03/22 03:00	563-58-6	
cis-1,3-Dichloropropene	ND	ug/L	0.50	0.36	1		02/03/22 03:00	10061-01-5	
trans-1,3-Dichloropropene	ND	ug/L	0.50	0.36	1		02/03/22 03:00	10061-02-6	
Diisopropyl ether	ND	ug/L	0.50	0.31	1		02/03/22 03:00	108-20-3	
Ethanol	ND	ug/L	200	72.2	1		02/03/22 03:00	64-17-5	
Ethylbenzene	ND	ug/L	0.50	0.30	1		02/03/22 03:00	100-41-4	
Hexachloro-1,3-butadiene	ND	ug/L	2.0	1.5	1		02/03/22 03:00	87-68-3	
Isopropylbenzene (Cumene)	ND	ug/L	0.50	0.33	1		02/03/22 03:00	98-82-8	
Methylene Chloride	ND	ug/L	2.0	2.0	1		02/03/22 03:00	75-09-2	
Methyl-tert-butyl ether	ND	ug/L	0.50	0.42	1		02/03/22 03:00	1634-04-4	
Naphthalene	ND	ug/L	2.0	0.64	1		02/03/22 03:00	91-20-3	
n-Propylbenzene	ND	ug/L	0.50	0.34	1		02/03/22 03:00	103-65-1	
Styrene	ND	ug/L	0.50	0.29	1		02/03/22 03:00	100-42-5	
1,1,1,2-Tetrachloroethane	ND	ug/L	0.50	0.31	1		02/03/22 03:00	630-20-6	
1,1,2,2-Tetrachloroethane	ND	ug/L	0.50	0.22	1		02/03/22 03:00	79-34-5	
Tetrachloroethene	ND	ug/L	0.50	0.29	1		02/03/22 03:00	127-18-4	
Toluene	ND	ug/L	0.50	0.48	1		02/03/22 03:00	108-88-3	
1,2,3-Trichlorobenzene	ND	ug/L	2.0	0.81	1		02/03/22 03:00	87-61-6	
1,2,4-Trichlorobenzene	ND	ug/L	2.0	0.64	1		02/03/22 03:00	120-82-1	
1,1,1-Trichloroethane	ND	ug/L	0.50	0.33	1		02/03/22 03:00	71-55-6	
1,1,2-Trichloroethane	ND	ug/L	0.50	0.32	1		02/03/22 03:00	79-00-5	
Trichloroethene	ND	ug/L	0.50	0.38	1		02/03/22 03:00	79-01-6	
Trichlorofluoromethane	ND	ug/L	1.0	0.30	1		02/03/22 03:00	75-69-4	
1,2,3-Trichloropropane	ND	ug/L	0.50	0.26	1		02/03/22 03:00	96-18-4	
1,2,4-Trimethylbenzene	ND	ug/L	0.50	0.50	1		02/03/22 03:00	95-63-6	
1,3,5-Trimethylbenzene	ND	ug/L	0.50	0.33	1		02/03/22 03:00	108-67-8	
Vinyl chloride	ND	ug/L	1.0	0.39	1		02/03/22 03:00	75-01-4	
m&p-Xylene	ND	ug/L	1.0	0.71	1		02/03/22 03:00	179601-23-1	
o-Xylene	ND	ug/L	0.50	0.34	1		02/03/22 03:00	95-47-6	
Surrogates									
1,2-Dichloroethane-d4 (S)	98	%	70-130		1		02/03/22 03:00	17060-07-0	
4-Bromofluorobenzene (S)	95	%	70-130		1		02/03/22 03:00	460-00-4	
Toluene-d8 (S)	100	%	70-130		1		02/03/22 03:00	2037-26-5	

REPORT OF LABORATORY ANALYSIS

This report shall not be reproduced, except in full,
without the written consent of Pace Analytical Services, LLC.

Pace Analytical Services, LLC
9800 Kincey Ave. Suite 100
Huntersville, NC 28078
(704)875-9092

ANALYTICAL RESULTS

Project: 2020-L1-2448
Pace Project No.: 92585387

Sample: FB-1 **Lab ID: 92585387002** Collected: 02/01/22 00:00 Received: 02/01/22 12:38 Matrix: Water

Parameters	Results	Units	Report Limit	MDL	DF	Prepared	Analyzed	CAS No.	Qual
VPH NC Water	Analytical Method: MADEP VPH Pace Analytical Services - Charlotte								
Total VPH (C5-C12)	ND	ug/L	50.0	50.0	1		02/03/22 10:58		N2
Aliphatic (C05-C08)	ND	ug/L	50.0	50.0	1		02/03/22 10:58		N2
Aliphatic(C09-C12) Adjusted	ND	ug/L	50.0	50.0	1		02/03/22 10:58		N2
Aromatic (C09-C10)	ND	ug/L	50.0	50.0	1		02/03/22 10:58		N2
Surrogates									
4-Bromofluorobenzene (FID) (S)	97	%	70-130		1		02/03/22 10:58	460-00-4	
4-Bromofluorobenzene (PID) (S)	95	%	70-130		1		02/03/22 10:58	460-00-4	
6010 MET ICP	Analytical Method: EPA 6010D Preparation Method: EPA 3010A Pace Analytical Services - Asheville								
Lead	ND	ug/L	5.0	4.5	1	02/05/22 17:30	02/07/22 02:05	7439-92-1	BC
6200B MSV	Analytical Method: SM 6200B Pace Analytical Services - Charlotte								
Benzene	ND	ug/L	0.50	0.34	1		02/03/22 05:32	71-43-2	
Bromobenzene	ND	ug/L	0.50	0.29	1		02/03/22 05:32	108-86-1	
Bromochloromethane	ND	ug/L	0.50	0.47	1		02/03/22 05:32	74-97-5	
Bromodichloromethane	ND	ug/L	0.50	0.31	1		02/03/22 05:32	75-27-4	
Bromoform	ND	ug/L	0.50	0.34	1		02/03/22 05:32	75-25-2	
Bromomethane	ND	ug/L	5.0	1.7	1		02/03/22 05:32	74-83-9	
n-Butylbenzene	ND	ug/L	0.50	0.49	1		02/03/22 05:32	104-51-8	
sec-Butylbenzene	ND	ug/L	0.50	0.40	1		02/03/22 05:32	135-98-8	
tert-Butylbenzene	ND	ug/L	0.50	0.32	1		02/03/22 05:32	98-06-6	
Carbon tetrachloride	ND	ug/L	0.50	0.33	1		02/03/22 05:32	56-23-5	
Chlorobenzene	ND	ug/L	0.50	0.28	1		02/03/22 05:32	108-90-7	
Chloroethane	ND	ug/L	1.0	0.65	1		02/03/22 05:32	75-00-3	
Chloroform	**0.90**	ug/L	0.50	0.35	1		02/03/22 05:32	67-66-3	
Chloromethane	ND	ug/L	1.0	0.54	1		02/03/22 05:32	74-87-3	
2-Chlorotoluene	ND	ug/L	0.50	0.32	1		02/03/22 05:32	95-49-8	
4-Chlorotoluene	ND	ug/L	0.50	0.32	1		02/03/22 05:32	106-43-4	
1,2-Dibromo-3-chloropropane	ND	ug/L	1.0	0.34	1		02/03/22 05:32	96-12-8	
Dibromochloromethane	ND	ug/L	0.50	0.36	1		02/03/22 05:32	124-48-1	
1,2-Dibromoethane (EDB)	ND	ug/L	0.50	0.27	1		02/03/22 05:32	106-93-4	
Dibromomethane	ND	ug/L	0.50	0.39	1		02/03/22 05:32	74-95-3	
1,2-Dichlorobenzene	ND	ug/L	0.50	0.34	1		02/03/22 05:32	95-50-1	
1,3-Dichlorobenzene	ND	ug/L	0.50	0.34	1		02/03/22 05:32	541-73-1	
1,4-Dichlorobenzene	ND	ug/L	0.50	0.33	1		02/03/22 05:32	106-46-7	
Dichlorodifluoromethane	ND	ug/L	0.50	0.35	1		02/03/22 05:32	75-71-8	
1,1-Dichloroethane	ND	ug/L	0.50	0.37	1		02/03/22 05:32	75-34-3	
1,2-Dichloroethane	ND	ug/L	0.50	0.32	1		02/03/22 05:32	107-06-2	
1,1-Dichloroethene	ND	ug/L	0.50	0.35	1		02/03/22 05:32	75-35-4	
cis-1,2-Dichloroethene	ND	ug/L	0.50	0.38	1		02/03/22 05:32	156-59-2	
trans-1,2-Dichloroethene	ND	ug/L	0.50	0.40	1		02/03/22 05:32	156-60-5	
1,2-Dichloropropane	ND	ug/L	0.50	0.36	1		02/03/22 05:32	78-87-5	
1,3-Dichloropropane	ND	ug/L	0.50	0.28	1		02/03/22 05:32	142-28-9	

REPORT OF LABORATORY ANALYSIS

This report shall not be reproduced, except in full,
without the written consent of Pace Analytical Services, LLC.

Pace Analytical Services, LLC
9800 Kincey Ave. Suite 100
Huntersville, NC 28078
(704)875-9092

ANALYTICAL RESULTS

Project: 2020-L1-2448
Pace Project No.: 92585387

Sample: FB-1 **Lab ID: 92585387002** Collected: 02/01/22 00:00 Received: 02/01/22 12:38 Matrix: Water

Parameters	Results	Units	Report Limit	MDL	DF	Prepared	Analyzed	CAS No.	Qual
6200B MSV	Analytical Method: SM 6200B Pace Analytical Services - Charlotte								
2,2-Dichloropropane	ND	ug/L	0.50	0.39	1		02/03/22 05:32	594-20-7	IL
1,1-Dichloropropene	ND	ug/L	0.50	0.43	1		02/03/22 05:32	563-58-6	
cis-1,3-Dichloropropene	ND	ug/L	0.50	0.36	1		02/03/22 05:32	10061-01-5	
trans-1,3-Dichloropropene	ND	ug/L	0.50	0.36	1		02/03/22 05:32	10061-02-6	
Diisopropyl ether	ND	ug/L	0.50	0.31	1		02/03/22 05:32	108-20-3	
Ethanol	ND	ug/L	200	72.2	1		02/03/22 05:32	64-17-5	
Ethylbenzene	ND	ug/L	0.50	0.30	1		02/03/22 05:32	100-41-4	
Hexachloro-1,3-butadiene	ND	ug/L	2.0	1.5	1		02/03/22 05:32	87-68-3	
Isopropylbenzene (Cumene)	ND	ug/L	0.50	0.33	1		02/03/22 05:32	98-82-8	
Methylene Chloride	ND	ug/L	2.0	2.0	1		02/03/22 05:32	75-09-2	
Methyl-tert-butyl ether	ND	ug/L	0.50	0.42	1		02/03/22 05:32	1634-04-4	
Naphthalene	ND	ug/L	2.0	0.64	1		02/03/22 05:32	91-20-3	
n-Propylbenzene	ND	ug/L	0.50	0.34	1		02/03/22 05:32	103-65-1	
Styrene	ND	ug/L	0.50	0.29	1		02/03/22 05:32	100-42-5	
1,1,1,2-Tetrachloroethane	ND	ug/L	0.50	0.31	1		02/03/22 05:32	630-20-6	
1,1,2,2-Tetrachloroethane	ND	ug/L	0.50	0.22	1		02/03/22 05:32	79-34-5	
Tetrachloroethene	ND	ug/L	0.50	0.29	1		02/03/22 05:32	127-18-4	
Toluene	ND	ug/L	0.50	0.48	1		02/03/22 05:32	108-88-3	
1,2,3-Trichlorobenzene	ND	ug/L	2.0	0.81	1		02/03/22 05:32	87-61-6	
1,2,4-Trichlorobenzene	ND	ug/L	2.0	0.64	1		02/03/22 05:32	120-82-1	
1,1,1-Trichloroethane	ND	ug/L	0.50	0.33	1		02/03/22 05:32	71-55-6	
1,1,2-Trichloroethane	ND	ug/L	0.50	0.32	1		02/03/22 05:32	79-00-5	
Trichloroethene	ND	ug/L	0.50	0.38	1		02/03/22 05:32	79-01-6	
Trichlorofluoromethane	ND	ug/L	1.0	0.30	1		02/03/22 05:32	75-69-4	
1,2,3-Trichloropropane	ND	ug/L	0.50	0.26	1		02/03/22 05:32	96-18-4	
1,2,4-Trimethylbenzene	ND	ug/L	0.50	0.50	1		02/03/22 05:32	95-63-6	
1,3,5-Trimethylbenzene	ND	ug/L	0.50	0.33	1		02/03/22 05:32	108-67-8	
Vinyl chloride	ND	ug/L	1.0	0.39	1		02/03/22 05:32	75-01-4	
m&p-Xylene	ND	ug/L	1.0	0.71	1		02/03/22 05:32	179601-23-1	
o-Xylene	ND	ug/L	0.50	0.34	1		02/03/22 05:32	95-47-6	
Surrogates									
1,2-Dichloroethane-d4 (S)	95	%	70-130		1		02/03/22 05:32	17060-07-0	
4-Bromofluorobenzene (S)	97	%	70-130		1		02/03/22 05:32	460-00-4	
Toluene-d8 (S)	98	%	70-130		1		02/03/22 05:32	2037-26-5	

REPORT OF LABORATORY ANALYSIS

This report shall not be reproduced, except in full,
without the written consent of Pace Analytical Services, LLC.

Pace Analytical Services, LLC
9800 Kincey Ave. Suite 100
Huntersville, NC 28078
(704)875-9092

QUALITY CONTROL DATA

Project: 2020-L1-2448
Pace Project No.: 92585387

QC Batch: 675646
QC Batch Method: MADEP VPH
Analysis Method: MADEP VPH
Analysis Description: VPH NC Water
Laboratory: Pace Analytical Services - Charlotte
Associated Lab Samples: 92585387001, 92585387002

METHOD BLANK: 3536465 Matrix: Water
Associated Lab Samples: 92585387001, 92585387002

Parameter	Units	Blank Result	Reporting Limit	MDL	Analyzed	Qualifiers
Aliphatic (C05-C08)	ug/L	ND	50.0	50.0	02/02/22 16:43	N2
Aromatic (C09-C10)	ug/L	ND	50.0	50.0	02/02/22 16:43	N2
4-Bromofluorobenzene (FID) (S)	%	98	70-130		02/02/22 16:43	
4-Bromofluorobenzene (PID) (S)	%	96	70-130		02/02/22 16:43	

LABORATORY CONTROL SAMPLE & LCSD: 3536466 3536467

Parameter	Units	Spike Conc.	LCS Result	LCSD Result	LCS % Rec	LCSD % Rec	% Rec Limits	RPD	Max RPD	Qualifiers
Aliphatic (C05-C08)	ug/L	300	354	339	118	113	70-130	4	25	N2
Aromatic (C09-C10)	ug/L	100	92.2	92.9	92	93	70-130	1	25	N2
4-Bromofluorobenzene (FID) (S)	%				103	101	70-130			
4-Bromofluorobenzene (PID) (S)	%				100	98	70-130			

Results presented on this page are in the units indicated by the "Units" column except where an alternate unit is presented to the right of the result.

REPORT OF LABORATORY ANALYSIS

This report shall not be reproduced, except in full,
without the written consent of Pace Analytical Services, LLC.

Pace Analytical Services, LLC
9800 Kincey Ave. Suite 100
Huntersville, NC 28078
(704)875-9092

QUALITY CONTROL DATA

Project: 2020-L1-2448
Pace Project No.: 92585387

QC Batch: 676293
QC Batch Method: EPA 3010A
Analysis Method: EPA 6010D
Analysis Description: 6010 MET
Laboratory: Pace Analytical Services - Asheville
Associated Lab Samples: 92585387001, 92585387002

METHOD BLANK: 3539933 Matrix: Water
Associated Lab Samples: 92585387001, 92585387002

Parameter	Units	Blank Result	Reporting Limit	MDL	Analyzed	Qualifiers
Lead	ug/L	ND	5.0	4.5	02/07/22 01:19	

LABORATORY CONTROL SAMPLE: 3539934

Parameter	Units	Spike Conc.	LCS Result	LCS % Rec	% Rec Limits	Qualifiers
Lead	ug/L	500	490	98	80-120	

MATRIX SPIKE & MATRIX SPIKE DUPLICATE: 3539935 3539936

Parameter	Units	92585378001 Result	MS Spike Conc.	MSD Spike Conc.	MS Result	MSD Result	MS % Rec	MSD % Rec	% Rec Limits	RPD	Max RPD	Qual
Lead	ug/L	ND	500	500	483	475	96	94	75-125	2	20	

Results presented on this page are in the units indicated by the "Units" column except where an alternate unit is presented to the right of the result.

REPORT OF LABORATORY ANALYSIS

This report shall not be reproduced, except in full,
without the written consent of Pace Analytical Services, LLC.

Pace Analytical Services, LLC
9800 Kincey Ave. Suite 100
Huntersville, NC 28078
(704)875-9092

QUALITY CONTROL DATA

Project: 2020-L1-2448
Pace Project No.: 92585387

QC Batch: 675604
QC Batch Method: SM 6200B
Analysis Method: SM 6200B
Analysis Description: 6200B MSV
Laboratory: Pace Analytical Services - Charlotte

Associated Lab Samples: 92585387001

METHOD BLANK: 3536079 Matrix: Water
Associated Lab Samples: 92585387001

Parameter	Units	Blank Result	Reporting Limit	MDL	Analyzed	Qualifiers
1,1,1,2-Tetrachloroethane	ug/L	ND	0.50	0.31	02/03/22 00:36	
1,1,1-Trichloroethane	ug/L	ND	0.50	0.33	02/03/22 00:36	
1,1,2,2-Tetrachloroethane	ug/L	ND	0.50	0.22	02/03/22 00:36	
1,1,2-Trichloroethane	ug/L	ND	0.50	0.32	02/03/22 00:36	
1,1-Dichloroethane	ug/L	ND	0.50	0.37	02/03/22 00:36	
1,1-Dichloroethene	ug/L	ND	0.50	0.35	02/03/22 00:36	
1,1-Dichloropropene	ug/L	ND	0.50	0.43	02/03/22 00:36	
1,2,3-Trichlorobenzene	ug/L	ND	2.0	0.81	02/03/22 00:36	
1,2,3-Trichloropropane	ug/L	ND	0.50	0.26	02/03/22 00:36	
1,2,4-Trichlorobenzene	ug/L	ND	2.0	0.64	02/03/22 00:36	
1,2,4-Trimethylbenzene	ug/L	ND	0.50	0.50	02/03/22 00:36	
1,2-Dibromo-3-chloropropane	ug/L	ND	1.0	0.34	02/03/22 00:36	
1,2-Dibromoethane (EDB)	ug/L	ND	0.50	0.27	02/03/22 00:36	
1,2-Dichlorobenzene	ug/L	ND	0.50	0.34	02/03/22 00:36	
1,2-Dichloroethane	ug/L	ND	0.50	0.32	02/03/22 00:36	
1,2-Dichloropropane	ug/L	ND	0.50	0.36	02/03/22 00:36	
1,3,5-Trimethylbenzene	ug/L	ND	0.50	0.33	02/03/22 00:36	
1,3-Dichlorobenzene	ug/L	ND	0.50	0.34	02/03/22 00:36	
1,3-Dichloropropane	ug/L	ND	0.50	0.28	02/03/22 00:36	
1,4-Dichlorobenzene	ug/L	ND	0.50	0.33	02/03/22 00:36	
2,2-Dichloropropane	ug/L	ND	0.50	0.39	02/03/22 00:36	
2-Chlorotoluene	ug/L	ND	0.50	0.32	02/03/22 00:36	
4-Chlorotoluene	ug/L	ND	0.50	0.32	02/03/22 00:36	
Benzene	ug/L	ND	0.50	0.34	02/03/22 00:36	
Bromobenzene	ug/L	ND	0.50	0.29	02/03/22 00:36	
Bromochloromethane	ug/L	ND	0.50	0.47	02/03/22 00:36	
Bromodichloromethane	ug/L	ND	0.50	0.31	02/03/22 00:36	
Bromoform	ug/L	ND	0.50	0.34	02/03/22 00:36	
Bromomethane	ug/L	ND	5.0	1.7	02/03/22 00:36	IH
Carbon tetrachloride	ug/L	ND	0.50	0.33	02/03/22 00:36	
Chlorobenzene	ug/L	ND	0.50	0.28	02/03/22 00:36	
Chloroethane	ug/L	ND	1.0	0.65	02/03/22 00:36	
Chloroform	ug/L	ND	0.50	0.35	02/03/22 00:36	
Chloromethane	ug/L	ND	1.0	0.54	02/03/22 00:36	
cis-1,2-Dichloroethene	ug/L	ND	0.50	0.38	02/03/22 00:36	
cis-1,3-Dichloropropene	ug/L	ND	0.50	0.36	02/03/22 00:36	
Dibromochloromethane	ug/L	ND	0.50	0.36	02/03/22 00:36	
Dibromomethane	ug/L	ND	0.50	0.39	02/03/22 00:36	
Dichlorodifluoromethane	ug/L	ND	0.50	0.35	02/03/22 00:36	
Diisopropyl ether	ug/L	ND	0.50	0.31	02/03/22 00:36	

Results presented on this page are in the units indicated by the "Units" column except where an alternate unit is presented to the right of the result.

REPORT OF LABORATORY ANALYSIS

This report shall not be reproduced, except in full,
without the written consent of Pace Analytical Services, LLC.

Pace Analytical Services, LLC
9800 Kincey Ave. Suite 100
Huntersville, NC 28078
(704)875-9092

QUALITY CONTROL DATA

Project: 2020-L1-2448
Pace Project No.: 92585387

METHOD BLANK: 3536079 Matrix: Water
Associated Lab Samples: 92585387001

Parameter	Units	Blank Result	Reporting Limit	MDL	Analyzed	Qualifiers
Ethanol	ug/L	ND	200	72.2	02/03/22 00:36	
Ethylbenzene	ug/L	ND	0.50	0.30	02/03/22 00:36	
Hexachloro-1,3-butadiene	ug/L	ND	2.0	1.5	02/03/22 00:36	
Isopropylbenzene (Cumene)	ug/L	ND	0.50	0.33	02/03/22 00:36	
m&p-Xylene	ug/L	ND	1.0	0.71	02/03/22 00:36	
Methyl-tert-butyl ether	ug/L	ND	0.50	0.42	02/03/22 00:36	
Methylene Chloride	ug/L	ND	2.0	2.0	02/03/22 00:36	
n-Butylbenzene	ug/L	ND	0.50	0.49	02/03/22 00:36	
n-Propylbenzene	ug/L	ND	0.50	0.34	02/03/22 00:36	
Naphthalene	ug/L	ND	2.0	0.64	02/03/22 00:36	
o-Xylene	ug/L	ND	0.50	0.34	02/03/22 00:36	
sec-Butylbenzene	ug/L	ND	0.50	0.40	02/03/22 00:36	
Styrene	ug/L	ND	0.50	0.29	02/03/22 00:36	
tert-Butylbenzene	ug/L	ND	0.50	0.32	02/03/22 00:36	
Tetrachloroethene	ug/L	ND	0.50	0.29	02/03/22 00:36	
Toluene	ug/L	ND	0.50	0.48	02/03/22 00:36	
trans-1,2-Dichloroethene	ug/L	ND	0.50	0.40	02/03/22 00:36	
trans-1,3-Dichloropropene	ug/L	ND	0.50	0.36	02/03/22 00:36	
Trichloroethene	ug/L	ND	0.50	0.38	02/03/22 00:36	
Trichlorofluoromethane	ug/L	ND	1.0	0.30	02/03/22 00:36	
Vinyl chloride	ug/L	ND	1.0	0.39	02/03/22 00:36	
1,2-Dichloroethane-d4 (S)	%	102	70-130		02/03/22 00:36	
4-Bromofluorobenzene (S)	%	96	70-130		02/03/22 00:36	
Toluene-d8 (S)	%	101	70-130		02/03/22 00:36	

LABORATORY CONTROL SAMPLE: 3536080

Parameter	Units	Spike Conc.	LCS Result	LCS % Rec	% Rec Limits	Qualifiers
1,1,1,2-Tetrachloroethane	ug/L	50	51.2	102	60-140	
1,1,1-Trichloroethane	ug/L	50	47.9	96	60-140	
1,1,2,2-Tetrachloroethane	ug/L	50	51.7	103	60-140	
1,1,2-Trichloroethane	ug/L	50	48.8	98	60-140	
1,1-Dichloroethane	ug/L	50	46.9	94	60-140	
1,1-Dichloroethene	ug/L	50	44.7	89	60-140	
1,1-Dichloropropene	ug/L	50	46.9	94	60-140	
1,2,3-Trichlorobenzene	ug/L	50	49.8	100	60-140	
1,2,3-Trichloropropane	ug/L	50	48.5	97	60-140	
1,2,4-Trichlorobenzene	ug/L	50	50.7	101	60-140	
1,2,4-Trimethylbenzene	ug/L	50	47.1	94	60-140	
1,2-Dibromo-3-chloropropane	ug/L	50	60.1	120	60-140	
1,2-Dibromoethane (EDB)	ug/L	50	52.4	105	60-140	
1,2-Dichlorobenzene	ug/L	50	47.4	95	60-140	
1,2-Dichloroethane	ug/L	50	48.5	97	60-140	
1,2-Dichloropropane	ug/L	50	48.4	97	60-140	

Results presented on this page are in the units indicated by the "Units" column except where an alternate unit is presented to the right of the result.

REPORT OF LABORATORY ANALYSIS

This report shall not be reproduced, except in full,
without the written consent of Pace Analytical Services, LLC.

Pace Analytical Services, LLC
9800 Kincey Ave. Suite 100
Huntersville, NC 28078
(704)875-9092

QUALITY CONTROL DATA

Project: 2020-L1-2448
Pace Project No.: 92585387

LABORATORY CONTROL SAMPLE: 3536080

Parameter	Units	Spike Conc.	LCS Result	LCS % Rec	% Rec Limits	Qualifiers
1,3,5-Trimethylbenzene	ug/L	50	47.2	94	60-140	
1,3-Dichlorobenzene	ug/L	50	49.2	98	60-140	
1,3-Dichloropropane	ug/L	50	49.7	99	60-140	
1,4-Dichlorobenzene	ug/L	50	47.7	95	60-140	
2,2-Dichloropropane	ug/L	50	46.9	94	60-140	
2-Chlorotoluene	ug/L	50	49.1	98	60-140	
4-Chlorotoluene	ug/L	50	46.5	93	60-140	
Benzene	ug/L	50	46.5	93	60-140	
Bromobenzene	ug/L	50	49.2	98	60-140	
Bromochloromethane	ug/L	50	48.5	97	60-140	
Bromodichloromethane	ug/L	50	50.4	101	60-140	
Bromoform	ug/L	50	55.9	112	60-140	
Bromomethane	ug/L	50	69.5	139	60-140	IH
Carbon tetrachloride	ug/L	50	49.6	99	60-140	
Chlorobenzene	ug/L	50	48.1	96	60-140	
Chloroethane	ug/L	50	43.1	86	60-140	
Chloroform	ug/L	50	44.1	88	60-140	
Chloromethane	ug/L	50	57.1	114	60-140	
cis-1,2-Dichloroethene	ug/L	50	47.7	95	60-140	
cis-1,3-Dichloropropene	ug/L	50	51.2	102	60-140	
Dibromochloromethane	ug/L	50	53.0	106	60-140	
Dibromomethane	ug/L	50	50.8	102	60-140	
Dichlorodifluoromethane	ug/L	50	72.4	145	60-140	L1
Diisopropyl ether	ug/L	50	45.3	91	60-140	
Ethanol	ug/L	2000	2130	106	60-140	
Ethylbenzene	ug/L	50	47.0	94	60-140	
Hexachloro-1,3-butadiene	ug/L	50	52.1	104	60-140	
Isopropylbenzene (Cumene)	ug/L	50	48.2	96	60-140	
m&p-Xylene	ug/L	100	95.1	95	60-140	
Methyl-tert-butyl ether	ug/L	50	45.9	92	60-140	
Methylene Chloride	ug/L	50	51.6	103	60-140	
n-Butylbenzene	ug/L	50	47.1	94	60-140	
n-Propylbenzene	ug/L	50	47.3	95	60-140	
Naphthalene	ug/L	50	50.7	101	60-140	
o-Xylene	ug/L	50	49.9	100	60-140	
sec-Butylbenzene	ug/L	50	46.9	94	60-140	
Styrene	ug/L	50	50.9	102	60-140	
tert-Butylbenzene	ug/L	50	40.8	82	60-140	
Tetrachloroethene	ug/L	50	47.0	94	60-140	
Toluene	ug/L	50	46.7	93	60-140	
trans-1,2-Dichloroethene	ug/L	50	47.3	95	60-140	
trans-1,3-Dichloropropene	ug/L	50	51.7	103	60-140	
Trichloroethene	ug/L	50	48.8	98	60-140	
Trichlorofluoromethane	ug/L	50	44.5	89	60-140	
Vinyl chloride	ug/L	50	53.8	108	60-140	
1,2-Dichloroethane-d4 (S)	%			100	70-130	
4-Bromofluorobenzene (S)	%			99	70-130	

Results presented on this page are in the units indicated by the "Units" column except where an alternate unit is presented to the right of the result.

REPORT OF LABORATORY ANALYSIS

This report shall not be reproduced, except in full,
without the written consent of Pace Analytical Services, LLC.

Pace Analytical Services, LLC
9800 Kincey Ave. Suite 100
Huntersville, NC 28078
(704)875-9092

QUALITY CONTROL DATA

Project: 2020-L1-2448
Pace Project No.: 92585387

LABORATORY CONTROL SAMPLE: 3536080

Parameter	Units	Spike Conc.	LCS Result	LCS % Rec	% Rec Limits	Qualifiers
Toluene-d8 (S)	%			100	70-130	

MATRIX SPIKE & MATRIX SPIKE DUPLICATE: 3536081 3536082

Parameter	Units	92585184007 Result	MS Spike Conc.	MSD Spike Conc.	MS Result	MSD Result	MS % Rec	MSD % Rec	% Rec Limits	RPD	Max RPD	Qual
1,1,1,2-Tetrachloroethane	ug/L	ND	2000	2000	2190	2220	110	111	60-140	2	30	
1,1,1-Trichloroethane	ug/L	ND	2000	2000	2090	2120	104	106	60-140	2	30	
1,1,2,2-Tetrachloroethane	ug/L	ND	2000	2000	2100	2210	105	111	60-140	5	30	
1,1,2-Trichloroethane	ug/L	ND	2000	2000	2090	2160	104	108	60-140	3	30	
1,1-Dichloroethane	ug/L	ND	2000	2000	1990	2040	100	102	60-140	3	30	
1,1-Dichloroethene	ug/L	ND	2000	2000	1870	1920	94	96	60-140	2	30	
1,1-Dichloropropene	ug/L	ND	2000	2000	2010	2090	101	104	60-140	4	30	
1,2,3-Trichlorobenzene	ug/L	ND	2000	2000	2090	2120	104	106	60-140	2	30	
1,2,3-Trichloropropane	ug/L	ND	2000	2000	2020	2090	101	104	60-140	3	30	
1,2,4-Trichlorobenzene	ug/L	ND	2000	2000	2190	2140	109	107	60-140	2	30	
1,2,4-Trimethylbenzene	ug/L	2770	2000	2000	4890	5010	106	112	60-140	2	30	
1,2-Dibromo-3-chloropropane	ug/L	ND	2000	2000	2290	2290	115	115	60-140	0	30	
1,2-Dibromoethane (EDB)	ug/L	ND	2000	2000	2170	2210	108	111	60-140	2	30	
1,2-Dichlorobenzene	ug/L	ND	2000	2000	2090	2140	105	107	60-140	2	30	
1,2-Dichloroethane	ug/L	ND	2000	2000	2010	2120	100	106	60-140	6	30	
1,2-Dichloropropane	ug/L	ND	2000	2000	2120	2120	106	106	60-140	0	30	
1,3,5-Trimethylbenzene	ug/L	848	2000	2000	3000	3050	107	110	60-140	2	30	
1,3-Dichlorobenzene	ug/L	ND	2000	2000	2170	2190	108	109	60-140	1	30	
1,3-Dichloropropane	ug/L	ND	2000	2000	2110	2140	106	107	60-140	1	30	
1,4-Dichlorobenzene	ug/L	ND	2000	2000	2160	2130	108	106	60-140	1	30	
2,2-Dichloropropane	ug/L	ND	2000	2000	1720	1780	86	89	60-140	4	30	
2-Chlorotoluene	ug/L	ND	2000	2000	2300	2290	115	115	60-140	0	30	
4-Chlorotoluene	ug/L	ND	2000	2000	2090	2070	104	103	60-140	1	30	
Benzene	ug/L	4130	2000	2000	6020	6260	94	107	60-140	4	30	
Bromobenzene	ug/L	ND	2000	2000	2160	2200	108	110	60-140	2	30	
Bromochloromethane	ug/L	ND	2000	2000	1990	2070	100	103	60-140	4	30	
Bromodichloromethane	ug/L	ND	2000	2000	2100	2180	105	109	60-140	4	30	
Bromoform	ug/L	ND	2000	2000	2110	2260	106	113	60-140	7	30	
Bromomethane	ug/L	ND	2000	2000	1740	2280	87	114	60-140	27	30	IH
Carbon tetrachloride	ug/L	ND	2000	2000	2130	2100	107	105	60-140	1	30	
Chlorobenzene	ug/L	ND	2000	2000	2130	2160	106	108	60-140	2	30	
Chloroethane	ug/L	ND	2000	2000	2210	2190	110	110	60-140	1	30	
Chloroform	ug/L	43.1J	2000	2000	1970	1960	96	96	60-140	1	30	
Chloromethane	ug/L	ND	2000	2000	1790	1830	89	91	60-140	2	30	
cis-1,2-Dichloroethene	ug/L	ND	2000	2000	2090	2060	103	102	60-140	1	30	
cis-1,3-Dichloropropene	ug/L	ND	2000	2000	2040	2050	102	103	60-140	1	30	
Dibromochloromethane	ug/L	ND	2000	2000	2070	2170	103	108	60-140	5	30	
Dibromomethane	ug/L	ND	2000	2000	2010	2100	101	105	60-140	4	30	

Results presented on this page are in the units indicated by the "Units" column except where an alternate unit is presented to the right of the result.

REPORT OF LABORATORY ANALYSIS

This report shall not be reproduced, except in full,
without the written consent of Pace Analytical Services, LLC.

Pace Analytical Services, LLC
9800 Kincey Ave. Suite 100
Huntersville, NC 28078
(704)875-9092

QUALITY CONTROL DATA

Project: 2020-L1-2448
Pace Project No.: 92585387

MATRIX SPIKE & MATRIX SPIKE DUPLICATE: 3536081 3536082

Parameter	Units	92585184007 Result	MS Spike Conc.	MSD Spike Conc.	MS Result	MSD Result	MS % Rec	MSD % Rec	% Rec Limits	RPD	Max RPD	Qual
Dichlorodifluoromethane	ug/L	ND	2000	2000	1920	1780	96	89	60-140	8	30	
Diisopropyl ether	ug/L	98.2	2000	2000	1990	2050	94	97	60-140	3	30	
Ethanol	ug/L	ND	80000	80000	82200	84100	103	105	60-140	2	30	
Ethylbenzene	ug/L	1950	2000	2000	4060	4210	105	113	60-140	4	30	
Hexachloro-1,3-butadiene	ug/L	ND	2000	2000	2400	2450	120	123	60-140	2	30	
Isopropylbenzene (Cumene)	ug/L	98.4	2000	2000	2260	2330	108	112	60-140	3	30	
m&p-Xylene	ug/L	8050	4000	4000	12200	12700	103	116	60-140	4	30	
Methyl-tert-butyl ether	ug/L	43.4J	2000	2000	1890	1950	92	95	60-140	3	30	
Methylene Chloride	ug/L	ND	2000	2000	2180	2240	109	112	60-140	3	30	
n-Butylbenzene	ug/L	ND	2000	2000	2230	2230	112	111	60-140	0	30	
n-Propylbenzene	ug/L	319	2000	2000	2480	2490	108	109	60-140	1	30	
Naphthalene	ug/L	693	2000	2000	2740	2840	102	107	60-140	4	30	
o-Xylene	ug/L	3520	2000	2000	5750	5950	112	122	60-140	3	30	
sec-Butylbenzene	ug/L	ND	2000	2000	2220	2230	111	111	60-140	0	30	
Styrene	ug/L	44.2J	2000	2000	2270	2300	111	113	60-140	1	30	
tert-Butylbenzene	ug/L	ND	2000	2000	1840	1870	92	93	60-140	1	30	
Tetrachloroethene	ug/L	ND	2000	2000	2080	2070	104	103	60-140	0	30	
Toluene	ug/L	11800	2000	2000	13700	14300	95	123	60-140	4	30	
trans-1,2-Dichloroethene	ug/L	ND	2000	2000	2050	2040	102	102	60-140	0	30	
trans-1,3-Dichloropropene	ug/L	ND	2000	2000	2020	2060	101	103	60-140	2	30	
Trichloroethene	ug/L	ND	2000	2000	2060	2110	103	106	60-140	2	30	
Trichlorofluoromethane	ug/L	ND	2000	2000	1910	1870	95	93	60-140	2	30	
Vinyl chloride	ug/L	ND	2000	2000	1960	1950	98	97	60-140	1	30	
1,2-Dichloroethane-d4 (S)	%						99	99	70-130			
4-Bromofluorobenzene (S)	%						98	99	70-130			
Toluene-d8 (S)	%						99	102	70-130			

Results presented on this page are in the units indicated by the "Units" column except where an alternate unit is presented to the right of the result.

REPORT OF LABORATORY ANALYSIS

This report shall not be reproduced, except in full,
without the written consent of Pace Analytical Services, LLC.

Pace Analytical Services, LLC
9800 Kincey Ave. Suite 100
Huntersville, NC 28078
(704)875-9092

QUALITY CONTROL DATA

Project: 2020-L1-2448
Pace Project No.: 92585387

QC Batch: 675606
QC Batch Method: SM 6200B
Analysis Method: SM 6200B
Analysis Description: 6200B MSV
Laboratory: Pace Analytical Services - Charlotte

Associated Lab Samples: 92585387002

METHOD BLANK: 3536092 Matrix: Water
Associated Lab Samples: 92585387002

Parameter	Units	Blank Result	Reporting Limit	MDL	Analyzed	Qualifiers
1,1,1,2-Tetrachloroethane	ug/L	ND	0.50	0.31	02/03/22 03:05	
1,1,1-Trichloroethane	ug/L	ND	0.50	0.33	02/03/22 03:05	
1,1,2,2-Tetrachloroethane	ug/L	ND	0.50	0.22	02/03/22 03:05	
1,1,2-Trichloroethane	ug/L	ND	0.50	0.32	02/03/22 03:05	
1,1-Dichloroethane	ug/L	ND	0.50	0.37	02/03/22 03:05	
1,1-Dichloroethene	ug/L	ND	0.50	0.35	02/03/22 03:05	
1,1-Dichloropropene	ug/L	ND	0.50	0.43	02/03/22 03:05	
1,2,3-Trichlorobenzene	ug/L	ND	2.0	0.81	02/03/22 03:05	
1,2,3-Trichloropropane	ug/L	ND	0.50	0.26	02/03/22 03:05	
1,2,4-Trichlorobenzene	ug/L	ND	2.0	0.64	02/03/22 03:05	
1,2,4-Trimethylbenzene	ug/L	ND	0.50	0.50	02/03/22 03:05	
1,2-Dibromo-3-chloropropane	ug/L	ND	1.0	0.34	02/03/22 03:05	
1,2-Dibromoethane (EDB)	ug/L	ND	0.50	0.27	02/03/22 03:05	
1,2-Dichlorobenzene	ug/L	ND	0.50	0.34	02/03/22 03:05	
1,2-Dichloroethane	ug/L	ND	0.50	0.32	02/03/22 03:05	
1,2-Dichloropropane	ug/L	ND	0.50	0.36	02/03/22 03:05	
1,3,5-Trimethylbenzene	ug/L	ND	0.50	0.33	02/03/22 03:05	
1,3-Dichlorobenzene	ug/L	ND	0.50	0.34	02/03/22 03:05	
1,3-Dichloropropane	ug/L	ND	0.50	0.28	02/03/22 03:05	
1,4-Dichlorobenzene	ug/L	ND	0.50	0.33	02/03/22 03:05	
2,2-Dichloropropane	ug/L	ND	0.50	0.39	02/03/22 03:05	IL
2-Chlorotoluene	ug/L	ND	0.50	0.32	02/03/22 03:05	
4-Chlorotoluene	ug/L	ND	0.50	0.32	02/03/22 03:05	
Benzene	ug/L	ND	0.50	0.34	02/03/22 03:05	
Bromobenzene	ug/L	ND	0.50	0.29	02/03/22 03:05	
Bromochloromethane	ug/L	ND	0.50	0.47	02/03/22 03:05	
Bromodichloromethane	ug/L	ND	0.50	0.31	02/03/22 03:05	
Bromoform	ug/L	ND	0.50	0.34	02/03/22 03:05	
Bromomethane	ug/L	ND	5.0	1.7	02/03/22 03:05	
Carbon tetrachloride	ug/L	ND	0.50	0.33	02/03/22 03:05	
Chlorobenzene	ug/L	ND	0.50	0.28	02/03/22 03:05	
Chloroethane	ug/L	ND	1.0	0.65	02/03/22 03:05	
Chloroform	ug/L	ND	0.50	0.35	02/03/22 03:05	
Chloromethane	ug/L	ND	1.0	0.54	02/03/22 03:05	
cis-1,2-Dichloroethene	ug/L	ND	0.50	0.38	02/03/22 03:05	
cis-1,3-Dichloropropene	ug/L	ND	0.50	0.36	02/03/22 03:05	
Dibromochloromethane	ug/L	ND	0.50	0.36	02/03/22 03:05	
Dibromomethane	ug/L	ND	0.50	0.39	02/03/22 03:05	
Dichlorodifluoromethane	ug/L	ND	0.50	0.35	02/03/22 03:05	
Diisopropyl ether	ug/L	ND	0.50	0.31	02/03/22 03:05	

Results presented on this page are in the units indicated by the "Units" column except where an alternate unit is presented to the right of the result.

REPORT OF LABORATORY ANALYSIS

This report shall not be reproduced, except in full,
without the written consent of Pace Analytical Services, LLC.

Pace Analytical Services, LLC
9800 Kincey Ave. Suite 100
Huntersville, NC 28078
(704)875-9092

QUALITY CONTROL DATA

Project: 2020-L1-2448
Pace Project No.: 92585387

METHOD BLANK: 3536092 Matrix: Water
Associated Lab Samples: 92585387002

Parameter	Units	Blank Result	Reporting Limit	MDL	Analyzed	Qualifiers
Ethanol	ug/L	ND	200	72.2	02/03/22 03:05	
Ethylbenzene	ug/L	ND	0.50	0.30	02/03/22 03:05	
Hexachloro-1,3-butadiene	ug/L	ND	2.0	1.5	02/03/22 03:05	
Isopropylbenzene (Cumene)	ug/L	ND	0.50	0.33	02/03/22 03:05	
m&p-Xylene	ug/L	ND	1.0	0.71	02/03/22 03:05	
Methyl-tert-butyl ether	ug/L	ND	0.50	0.42	02/03/22 03:05	
Methylene Chloride	ug/L	ND	2.0	2.0	02/03/22 03:05	
n-Butylbenzene	ug/L	ND	0.50	0.49	02/03/22 03:05	
n-Propylbenzene	ug/L	ND	0.50	0.34	02/03/22 03:05	
Naphthalene	ug/L	ND	2.0	0.64	02/03/22 03:05	
o-Xylene	ug/L	ND	0.50	0.34	02/03/22 03:05	
sec-Butylbenzene	ug/L	ND	0.50	0.40	02/03/22 03:05	
Styrene	ug/L	ND	0.50	0.29	02/03/22 03:05	
tert-Butylbenzene	ug/L	ND	0.50	0.32	02/03/22 03:05	
Tetrachloroethene	ug/L	ND	0.50	0.29	02/03/22 03:05	
Toluene	ug/L	ND	0.50	0.48	02/03/22 03:05	
trans-1,2-Dichloroethene	ug/L	ND	0.50	0.40	02/03/22 03:05	
trans-1,3-Dichloropropene	ug/L	ND	0.50	0.36	02/03/22 03:05	
Trichloroethene	ug/L	ND	0.50	0.38	02/03/22 03:05	
Trichlorofluoromethane	ug/L	ND	1.0	0.30	02/03/22 03:05	
Vinyl chloride	ug/L	ND	1.0	0.39	02/03/22 03:05	
1,2-Dichloroethane-d4 (S)	%	98	70-130		02/03/22 03:05	
4-Bromofluorobenzene (S)	%	101	70-130		02/03/22 03:05	
Toluene-d8 (S)	%	98	70-130		02/03/22 03:05	

LABORATORY CONTROL SAMPLE: 3536093

Parameter	Units	Spike Conc.	LCS Result	LCS % Rec	% Rec Limits	Qualifiers
1,1,1,2-Tetrachloroethane	ug/L	50	46.2	92	60-140	
1,1,1-Trichloroethane	ug/L	50	39.6	79	60-140	
1,1,2,2-Tetrachloroethane	ug/L	50	44.4	89	60-140	
1,1,2-Trichloroethane	ug/L	50	44.3	89	60-140	
1,1-Dichloroethane	ug/L	50	39.5	79	60-140	
1,1-Dichloroethene	ug/L	50	38.8	78	60-140	
1,1-Dichloropropene	ug/L	50	41.4	83	60-140	
1,2,3-Trichlorobenzene	ug/L	50	50.2	100	60-140	
1,2,3-Trichloropropane	ug/L	50	46.9	94	60-140	
1,2,4-Trichlorobenzene	ug/L	50	49.5	99	60-140	
1,2,4-Trimethylbenzene	ug/L	50	42.9	86	60-140	
1,2-Dibromo-3-chloropropane	ug/L	50	48.1	96	60-140	
1,2-Dibromoethane (EDB)	ug/L	50	45.3	91	60-140	
1,2-Dichlorobenzene	ug/L	50	46.3	93	60-140	
1,2-Dichloroethane	ug/L	50	40.3	81	60-140	
1,2-Dichloropropane	ug/L	50	42.9	86	60-140	

Results presented on this page are in the units indicated by the "Units" column except where an alternate unit is presented to the right of the result.

REPORT OF LABORATORY ANALYSIS

This report shall not be reproduced, except in full,
without the written consent of Pace Analytical Services, LLC.

Pace Analytical Services, LLC
9800 Kincey Ave. Suite 100
Huntersville, NC 28078
(704)875-9092

QUALITY CONTROL DATA

Project: 2020-L1-2448
Pace Project No.: 92585387

LABORATORY CONTROL SAMPLE: 3536093

Parameter	Units	Spike Conc.	LCS Result	LCS % Rec	% Rec Limits	Qualifiers
1,3,5-Trimethylbenzene	ug/L	50	44.6	89	60-140	
1,3-Dichlorobenzene	ug/L	50	46.0	92	60-140	
1,3-Dichloropropane	ug/L	50	46.0	92	60-140	
1,4-Dichlorobenzene	ug/L	50	45.8	92	60-140	
2,2-Dichloropropane	ug/L	50	37.8	76	60-140	IL
2-Chlorotoluene	ug/L	50	45.2	90	60-140	
4-Chlorotoluene	ug/L	50	43.2	86	60-140	
Benzene	ug/L	50	43.0	86	60-140	
Bromobenzene	ug/L	50	48.1	96	60-140	
Bromochloromethane	ug/L	50	41.8	84	60-140	
Bromodichloromethane	ug/L	50	42.8	86	60-140	
Bromoform	ug/L	50	46.8	94	60-140	
Bromomethane	ug/L	50	54.0	108	60-140	
Carbon tetrachloride	ug/L	50	43.7	87	60-140	
Chlorobenzene	ug/L	50	44.6	89	60-140	
Chloroethane	ug/L	50	37.4	75	60-140	
Chloroform	ug/L	50	43.1	86	60-140	
Chloromethane	ug/L	50	42.7	85	60-140	
cis-1,2-Dichloroethene	ug/L	50	40.9	82	60-140	
cis-1,3-Dichloropropene	ug/L	50	44.9	90	60-140	
Dibromochloromethane	ug/L	50	42.5	85	60-140	
Dibromomethane	ug/L	50	46.2	92	60-140	
Dichlorodifluoromethane	ug/L	50	56.0	112	60-140	
Diisopropyl ether	ug/L	50	36.0	72	60-140	
Ethanol	ug/L	2000	1530	77	60-140	
Ethylbenzene	ug/L	50	44.0	88	60-140	
Hexachloro-1,3-butadiene	ug/L	50	48.3	97	60-140	
Isopropylbenzene (Cumene)	ug/L	50	44.6	89	60-140	
m&p-Xylene	ug/L	100	87.4	87	60-140	
Methyl-tert-butyl ether	ug/L	50	42.4	85	60-140	
Methylene Chloride	ug/L	50	37.8	76	60-140	
n-Butylbenzene	ug/L	50	42.6	85	60-140	
n-Propylbenzene	ug/L	50	43.6	87	60-140	
Naphthalene	ug/L	50	49.6	99	60-140	
o-Xylene	ug/L	50	44.7	89	60-140	
sec-Butylbenzene	ug/L	50	44.0	88	60-140	
Styrene	ug/L	50	45.8	92	60-140	
tert-Butylbenzene	ug/L	50	37.8	76	60-140	
Tetrachloroethene	ug/L	50	43.5	87	60-140	
Toluene	ug/L	50	42.5	85	60-140	
trans-1,2-Dichloroethene	ug/L	50	39.7	79	60-140	
trans-1,3-Dichloropropene	ug/L	50	44.8	90	60-140	
Trichloroethene	ug/L	50	45.4	91	60-140	
Trichlorofluoromethane	ug/L	50	38.2	76	60-140	
Vinyl chloride	ug/L	50	44.4	89	60-140	
1,2-Dichloroethane-d4 (S)	%			100	70-130	
4-Bromofluorobenzene (S)	%			96	70-130	

Results presented on this page are in the units indicated by the "Units" column except where an alternate unit is presented to the right of the result.

REPORT OF LABORATORY ANALYSIS

This report shall not be reproduced, except in full,
without the written consent of Pace Analytical Services, LLC.

Pace Analytical Services, LLC
9800 Kincey Ave. Suite 100
Huntersville, NC 28078
(704)875-9092

QUALITY CONTROL DATA

Project: 2020-L1-2448
Pace Project No.: 92585387

LABORATORY CONTROL SAMPLE: 3536093

Parameter	Units	Spike Conc.	LCS Result	LCS % Rec	% Rec Limits	Qualifiers
Toluene-d8 (S)	%			98	70-130	

MATRIX SPIKE & MATRIX SPIKE DUPLICATE: 3536094 3536095

Parameter	Units	92585186008 Result	MS Spike Conc.	MSD Spike Conc.	MS Result	MSD Result	MS % Rec	MSD % Rec	% Rec Limits	RPD	Max RPD	Qual
1,1,1,2-Tetrachloroethane	ug/L	ND	400	400	451	452	113	113	60-140	0	30	
1,1,1-Trichloroethane	ug/L	ND	400	400	383	378	96	95	60-140	1	30	
1,1,2,2-Tetrachloroethane	ug/L	ND	400	400	443	431	111	108	60-140	3	30	
1,1,2-Trichloroethane	ug/L	ND	400	400	389	394	97	98	60-140	1	30	
1,1-Dichloroethane	ug/L	ND	400	400	380	373	95	93	60-140	2	30	
1,1-Dichloroethene	ug/L	ND	400	400	386	373	97	93	60-140	3	30	
1,1-Dichloropropene	ug/L	ND	400	400	407	403	102	101	60-140	1	30	
1,2,3-Trichlorobenzene	ug/L	ND	400	400	448	458	112	115	60-140	2	30	
1,2,3-Trichloropropane	ug/L	ND	400	400	431	422	108	106	60-140	2	30	
1,2,4-Trichlorobenzene	ug/L	ND	400	400	458	461	114	115	60-140	1	30	
1,2,4-Trimethylbenzene	ug/L	928	400	400	1460	1410	132	120	60-140	3	30	
1,2-Dibromo-3-chloropropane	ug/L	ND	400	400	415	401	104	100	60-140	3	30	
1,2-Dibromoethane (EDB)	ug/L	ND	400	400	423	420	106	105	60-140	1	30	
1,2-Dichlorobenzene	ug/L	ND	400	400	445	436	111	109	60-140	2	30	
1,2-Dichloroethane	ug/L	ND	400	400	369	357	92	89	60-140	3	30	
1,2-Dichloropropane	ug/L	ND	400	400	406	400	101	100	60-140	2	30	
1,3,5-Trimethylbenzene	ug/L	272	400	400	743	726	118	113	60-140	2	30	
1,3-Dichlorobenzene	ug/L	ND	400	400	448	438	112	110	60-140	2	30	
1,3-Dichloropropane	ug/L	ND	400	400	438	427	110	107	60-140	3	30	
1,4-Dichlorobenzene	ug/L	ND	400	400	449	439	112	110	60-140	2	30	
2,2-Dichloropropane	ug/L	ND	400	400	327	314	82	78	60-140	4	30	IL
2-Chlorotoluene	ug/L	ND	400	400	557	540	139	135	60-140	3	30	
4-Chlorotoluene	ug/L	ND	400	400	423	415	106	104	60-140	2	30	
Benzene	ug/L	256	400	400	682	665	107	102	60-140	3	30	
Bromobenzene	ug/L	ND	400	400	466	458	117	115	60-140	2	30	
Bromochloromethane	ug/L	ND	400	400	383	378	96	94	60-140	1	30	
Bromodichloromethane	ug/L	ND	400	400	389	392	97	98	60-140	1	30	
Bromoform	ug/L	ND	400	400	401	399	100	100	60-140	1	30	
Bromomethane	ug/L	ND	400	400	440	483	110	121	60-140	9	30	
Carbon tetrachloride	ug/L	ND	400	400	434	428	108	107	60-140	1	30	
Chlorobenzene	ug/L	ND	400	400	447	441	112	110	60-140	1	30	
Chloroethane	ug/L	ND	400	400	474	453	119	113	60-140	5	30	
Chloroform	ug/L	ND	400	400	408	385	102	96	60-140	6	30	
Chloromethane	ug/L	ND	400	400	383	379	96	95	60-140	1	30	
cis-1,2-Dichloroethene	ug/L	ND	400	400	384	379	96	95	60-140	1	30	
cis-1,3-Dichloropropene	ug/L	ND	400	400	399	394	100	99	60-140	1	30	
Dibromochloromethane	ug/L	ND	400	400	395	389	99	97	60-140	1	30	
Dibromomethane	ug/L	ND	400	400	410	408	103	102	60-140	1	30	

Results presented on this page are in the units indicated by the "Units" column except where an alternate unit is presented to the right of the result.

REPORT OF LABORATORY ANALYSIS

This report shall not be reproduced, except in full,
without the written consent of Pace Analytical Services, LLC.

Pace Analytical Services, LLC
9800 Kincey Ave. Suite 100
Huntersville, NC 28078
(704)875-9092

QUALITY CONTROL DATA

Project: 2020-L1-2448
Pace Project No.: 92585387

MATRIX SPIKE & MATRIX SPIKE DUPLICATE: 3536094 3536095

Parameter	Units	92585186008 Result	MS Spike Conc.	MSD Spike Conc.	MS Result	MSD Result	MS % Rec	MSD % Rec	% Rec Limits	RPD	Max RPD	Qual
Dichlorodifluoromethane	ug/L	ND	400	400	539	530	135	133	60-140	2	30	
Diisopropyl ether	ug/L	63.7	400	400	404	398	85	83	60-140	2	30	
Ethanol	ug/L	ND	16000	16000	13300	13400	83	84	60-140	1	30	
Ethylbenzene	ug/L	353	400	400	819	802	117	112	60-140	2	30	
Hexachloro-1,3-butadiene	ug/L	ND	400	400	515	487	129	122	60-140	6	30	
Isopropylbenzene (Cumene)	ug/L	42.9	400	400	503	493	115	112	60-140	2	30	
m&p-Xylene	ug/L	2360	800	800	3300	3260	118	112	60-140	1	30	
Methyl-tert-butyl ether	ug/L	ND	400	400	362	363	91	91	60-140	0	30	
Methylene Chloride	ug/L	ND	400	400	356	349	89	87	60-140	2	30	
n-Butylbenzene	ug/L	21.1	400	400	457	452	109	108	60-140	1	30	
n-Propylbenzene	ug/L	62.5	400	400	507	491	111	107	60-140	3	30	
Naphthalene	ug/L	550	400	400	1050	1030	124	121	60-140	1	30	
o-Xylene	ug/L	1280	400	400	1800	1750	130	118	60-140	3	30	
sec-Butylbenzene	ug/L	ND	400	400	466	463	116	116	60-140	1	30	
Styrene	ug/L	ND	400	400	458	451	115	113	60-140	2	30	
tert-Butylbenzene	ug/L	ND	400	400	399	389	100	97	60-140	2	30	
Tetrachloroethene	ug/L	ND	400	400	449	438	112	110	60-140	3	30	
Toluene	ug/L	1600	400	400	2050	2020	111	105	60-140	1	30	
trans-1,2-Dichloroethene	ug/L	ND	400	400	390	377	97	94	60-140	3	30	
trans-1,3-Dichloropropene	ug/L	ND	400	400	387	383	97	96	60-140	1	30	
Trichloroethene	ug/L	ND	400	400	432	438	108	110	60-140	1	30	
Trichlorofluoromethane	ug/L	ND	400	400	407	402	102	100	60-140	1	30	
Vinyl chloride	ug/L	ND	400	400	426	417	107	104	60-140	2	30	
1,2-Dichloroethane-d4 (S)	%						92	94	70-130			
4-Bromofluorobenzene (S)	%						96	96	70-130			
Toluene-d8 (S)	%						97	97	70-130			

Results presented on this page are in the units indicated by the "Units" column except where an alternate unit is presented to the right of the result.

REPORT OF LABORATORY ANALYSIS

This report shall not be reproduced, except in full,
without the written consent of Pace Analytical Services, LLC.

Pace Analytical Services, LLC
9800 Kincey Ave. Suite 100
Huntersville, NC 28078
(704)875-9092

QUALIFIERS

Project: 2020-L1-2448
Pace Project No.: 92585387

DEFINITIONS

DF - Dilution Factor, if reported, represents the factor applied to the reported data due to dilution of the sample aliquot.

ND - Not Detected at or above adjusted reporting limit.

TNTC - Too Numerous To Count

J - Estimated concentration above the adjusted method detection limit and below the adjusted reporting limit.

MDL - Adjusted Method Detection Limit.

PQL - Practical Quantitation Limit.

RL - Reporting Limit - The lowest concentration value that meets project requirements for quantitative data with known precision and bias for a specific analyte in a specific matrix.

S - Surrogate

1,2-Diphenylhydrazine decomposes to and cannot be separated from Azobenzene using Method 8270. The result for each analyte is a combined concentration.

Consistent with EPA guidelines, unrounded data are displayed and have been used to calculate % recovery and RPD values.

LCS(D) - Laboratory Control Sample (Duplicate)

MS(D) - Matrix Spike (Duplicate)

DUP - Sample Duplicate

RPD - Relative Percent Difference

NC - Not Calculable.

SG - Silica Gel - Clean-Up

U - Indicates the compound was analyzed for, but not detected.

Acid preservation may not be appropriate for 2 Chloroethylvinyl ether.

A separate vial preserved to a pH of 4-5 is recommended in SW846 Chapter 4 for the analysis of Acrolein and Acrylonitrile by EPA Method 8260.

N-Nitrosodiphenylamine decomposes and cannot be separated from Diphenylamine using Method 8270. The result reported for each analyte is a combined concentration.

Reported results are not rounded until the final step prior to reporting. Therefore, calculated parameters that are typically reported as "Total" may vary slightly from the sum of the reported component parameters.

Pace Analytical is TNI accredited. Contact your Pace PM for the current list of accredited analytes.

TNI - The NELAC Institute.

ANALYTE QUALIFIERS

BC	The same analyte was detected in an associated blank at a concentration above 1/2 the reporting limit but below the laboratory reporting limit.
IH	This analyte exceeded secondary source verification criteria high for the initial calibration. The reported results should be considered an estimated value.
IL	This analyte exceeded secondary source verification criteria low for the initial calibration. The reported results should be considered an estimated value.
L1	Analyte recovery in the laboratory control sample (LCS) was above QC limits. Results for this analyte in associated samples may be biased high.
N2	The lab does not hold NELAC/TNI accreditation for this parameter but other accreditations/certifications may apply. A complete list of accreditations/certifications is available upon request.

This report shall not be reproduced, except in full,
without the written consent of Pace Analytical Services, LLC.

Pace Analytical Services, LLC
9800 Kincey Ave. Suite 100
Huntersville, NC 28078
(704)875-9092

QUALITY CONTROL DATA CROSS REFERENCE TABLE

Project: 2020-L1-2448
Pace Project No.: 92585387

Lab ID	Sample ID	QC Batch Method	QC Batch	Analytical Method	Analytical Batch
92585387001	**DUP-1**	MADEP VPH	675646		
92585387002	**FB-1**	MADEP VPH	675646		
92585387001	**DUP-1**	EPA 3010A	676293	EPA 6010D	676315
92585387002	**FB-1**	EPA 3010A	676293	EPA 6010D	676315
92585387001	**DUP-1**	SM 6200B	675604		
92585387002	**FB-1**	SM 6200B	675606		

This report shall not be reproduced, except in full,
without the written consent of Pace Analytical Services, LLC.

Pace Analytical

CHAIN-OF-CUSTODY Analytical Request Document

Chain-of-Custody is a LEGAL DOCUMENT - Complete all relevent fields

LAB USE ... umber or

WO# : 92585387

92585387

Containe...

Company: Apex Companies

Address:

Billing Information:

Report To: Andrew Street

Email To: andrew.street@apexcos.com

Copy To:

Site Collection Info/Address:

Customer Project Name/Number: 2020-L1-2448

State: NC County/City: Huntersville Time Zone Collected: [ ] PT [ ] MT [ ] CT [ ] ET

Phone:
Email:

Site/Facility ID #:

Compliance Monitoring? [ ] Yes [ ] No

Collected By (print): Matt T.

Purchase Order #:
Quote #:

DW PWS ID #:
DW Location Code:

Collected By (signature): [signature]

Turnaround Date Required: ASAP

Immediately Packed on Ice: [ ] Yes [ ] No

Sample Disposal:
[ ] Dispose as appropriate [ ] Return
[ ] Archive: _____
[ ] Hold: _____

Rush: [ ] Same Day [ ] Next Day [ ] 2 Day [ ] 3 Day [ ] 4 Day [ ] 5 Day (Expedite Charges Apply)

Field Filtered (if applicable): [ ] Yes [ ] No

Analysis: _____

** Preservative Types: (1) nitric acid, (2) sulfuric acid, (3) hydrochloric acid, (4) sodium hydroxide, (5) zinc acetate, (6) methanol, (7) sodium bisulfate, (8) sodium thiosulfate, (9) hexane, (A) ascorbic acid, (B) ammonium sulfate, (C) ammonium hydroxide, (D) TSP, (U) Unpreserved, (O) Other _____

Analyses

* Matrix Codes (Insert in Matrix box below): Drinking Water (DW), Ground Water (GW), Wastewater (WW), Product (P), Soil/Solid (SL), Oil (OL), Wipe (WP), Air (AR), Tissue (TS), Bioassay (B), Vapor (V), Other (OT)

Customer Sample ID	Matrix *	Comp / Grab	Collected (or Composite Start) Date	Collected (or Composite Start) Time	Composite End Date	Composite End Time	Res Cl	# of Ctns	VOCs 6200B	MADEP VPH	LEAD	Lab Sample # / Comments
DUP-1	DW	G	2-1-22					8	X	X	X	92585387
FB-1	DW	G	2-1-22					8	X	X	X	001
Trip Blank	OT	—	2-1-22					2	X			002
												003

Lab Profile/Line:

Lab Sample Receipt Checklist:

Custody Seals Present/Intact	Y N NA
Custody Signatures Present	Y N NA
Collector Signature Present	Y N NA
Bottles Intact	Y N NA
Correct Bottles	Y N NA
Sufficient Volume	Y N NA
Samples Received on Ice	Y N NA
VOA - Headspace Acceptable	Y N NA
USDA Regulated Soils	Y N NA
Samples in Holding Time	Y N NA
Residual Chlorine Present	Y N NA
Cl Strips:	
Sample pH Acceptable	Y N NA
pH Strips: 223819AV	
Sulfide Present	Y N NA
Lead Acetate Strips:	

LAB USE ONLY:
Lab Sample # / Comments:

Customer Remarks / Special Conditions / Possible Hazards:

Type of Ice Used: Wet Blue Dry None

Packing Material Used: BB

Radchem sample(s) screened (<500 cpm): Y N NA

SHORT HOLDS PRESENT (<72 hours): Y N N/A

Lab Tracking #: 2632561

Samples received via: FEDEX UPS Client Courier Pace Courier

Lab Sample Temperature Info:
Temp Blank Received: Y N NA
Therm ID#: 92T049
Cooler 1 Temp Upon Receipt: 2.1 oC
Cooler 1 Therm Corr. Factor: 0 oC
Cooler 1 Corrected Temp: 2.1 oC
Comments:

Relinquished by/Company: (Signature)	Date/Time:	Received by/Company: (Signature)	Date/Time:
Matt T. / Apex [signature]	2-1-22/1238	KH Pace HVL	2/1/22 1238
Relinquished by/Company: (Signature)	Date/Time:	Received by/Company: (Signature)	Date/Time:
Relinquished by/Company: (Signature)	Date/Time:	Received by/Company: (Signature)	Date/Time:

MTJL LAB USE ONLY
Table #:
Acctnum:
Template:
Prelogin:
PM:
PB:

Trip Blank Received: Y N NA
HCL MeOH TSP Other

Non Conformance(s): YES / NO

Page: _____ of: _____

Pace Analytical
www.pacelabs.com

Sample Receiving Non-Conformance Form (NCF)

Date: 2/1/22	Evaluated by: Kyle
Client: Apex	

WO#: 92585387

PM: AMB Due Date: 02/08/22

CLIENT: 92-APEX MOOR

1. If Chain-of-Custody (COC) is not received: contact client and if necessary, fill out a COC and indicate that it was filled out by lab personnel. Note issues on this NCF.

2. If COC is incomplete, check applicable issues below and add details where appropriate:

	Collection date/time missing or incorrect		Analyses or analytes: missing or clarification needed	X	Samples listed on COC do not match samples received (missing, additional, etc.)
	Sample IDs on COC do not match sample labels		Required trip blanks were not received		Required signatures are missing

Comments/Details/Other Issues not listed above:

Missing ~~FTS~~ KH 2/1/22
Trip Blank

3. Sample integrity issues: check applicable issues below and add details where appropriate:

	Samples: Past holding time		Samples: Condition needs to be brought to lab personnel's attention (details below)		Preservation: Improper
	Samples: Not field filtered		Containers: Broken or compromised		Temperature: not within acceptance criteria (typically 0-6C)
	Samples: Insufficient volume received		Containers: Incorrect		Temperature: Samples arrived frozen
	Samples: Cooler damaged or compromised		Custody Seals: Missing or compromised on samples, trip blanks or coolers		Vials received with improper headspace
	Samples: contain chlorine or sulfides		Packing Material: Insufficient/Improper		Other:

Comments/Details:

4. If Samples not preserved properly and Sample Receiving adjusts pH, add details below:

Sample ID:	Date/Time:	Amount/type pres added:
Preserved by:	Initial and Final pH:	Lot # of pres added:
Sample ID:	Date/Time:	Amount/type pres added:
Preserved by:	Initial and Final pH:	Lot # of pres added:
Sample ID:	Date/Time:	Amount/type pres added:
Preserved by:	Initial and Final pH:	Lot # of pres added:

5. Client Contact: If client is contacted for any issue listed above, fill in details below:

Client:	Contacted per:	
PM Initials:	Date/Time:	

Client Comments/Instructions:

***Check mark top half of box if pH and/or dechlorination is verified and within the acceptance range for preservation samples.**

Exceptions: VOA, Coliform, TOC, Oil and Grease, DRO/8015 (water) DOC, LLHg

****Bottom half of box is to list number of bottles**

Project **WO# : 92585387**

PM: AMB Due Date: 02/08/22

CLIENT: 92-APEX MOOR

Item#	BP4U-125 mL Plastic Unpreserved (N/A) (Cl-)	BP3U-250 mL Plastic Unpreserved (N/A)	BP2U-500 mL Plastic Unpreserved (N/A)	BP1U-1 liter Plastic Unpreserved (N/A)	BP4S-125 mL Plastic H2SO4 (pH < 2) (Cl-)	BP3N-250 mL plastic HNO3 (pH < 2)	BP4Z-125 mL Plastic ZN Acetate & NaOH (>9)	BP4B-125 mL Plastic NaOH (pH > 12) (Cl-)	WGFU-Wide-mouthed Glass jar Unpreserved	AG1U-1 liter Amber Unpreserved (N/A) (Cl-)	AG1H-1 liter Amber HCl (pH < 2)	AG3U-250 mL Amber Unpreserved (N/A) (Cl-)	AG1S-1 liter Amber H2SO4 (pH < 2)	AG3S-250 mL Amber H2SO4 (pH < 2)	AG3A(DG3A)-250 mL Amber NH4Cl (N/A)(Cl-)	DG9H-40 mL VOA HCl (N/A)	VG9T-40 mL VOA Na2S2O3 (N/A)	VG9U-40 mL VOA Unpreserved (N/A)	DG9P-40 mL VOA H3PO4 (N/A)	VOAK (3 vials per kit)-5035 kit (N/A)	V/GK (3 vials per kit)-VPH/Gas kit (N/A)	SP5T-125 mL Sterile Plastic (N/A – lab)	SP2T-250 mL Sterile Plastic (N/A – lab)		BP3A-250 mL Plastic (NH2)2SO4 (9.3-9.7)	AG0U-100 mL Amber Unpreserved vials (N/A)	VSGU-20 mL Scintillation vials (N/A)	DG9U-40 mL Amber Unpreserved vials (N/A)
1						1										1													
2						1										1													
3																													
4																													
5																													
6																													
7																													
8																													
9																													
10																													
11																													
12																													

pH Adjustment Log for Preserved Samples

Sample ID	Type of Preservative	pH upon receipt	Date preservation adjusted	Time preservation adjusted	Amount of Preservative added	Lot #

Note: Whenever there is a discrepancy affecting North Carolina compliance samples, a copy of this form will be sent to the North Carolina DEHNR Certification Office (i.e. Out of hold, incorrect preservative, out of temp, incorrect containers.

Pace Analytical Services, LLC
9800 Kincey Ave. Suite 100
Huntersville, NC 28078
(704)875-9092

February 07, 2022

Andrew Street
Apex Companies - NC
5900 Northwoods Business Pkwy
Suite 5900-0
Charlotte, NC 28269

RE: Project: 2020-L1-2448 Incident
Pace Project No.: 92585442

Dear Andrew Street:

Enclosed are the analytical results for sample(s) received by the laboratory on February 01, 2022. The results relate only to the samples included in this report. Results reported herein conform to the applicable TNI/NELAC Standards and the laboratory's Quality Manual, where applicable, unless otherwise noted in the body of the report.

The test results provided in this final report were generated by each of the following laboratories within the Pace Network:

- Pace Analytical Services - Asheville
- Pace Analytical Services - Charlotte

If you have any questions concerning this report, please feel free to contact me.

Sincerely,

Angela M. Baioni

Angela Baioni
angela.baioni@pacelabs.com
(704)875-9092
Project Manager

Enclosures

cc: J Culbreath, Colonial Pipeline Company
Naomi Fretz, APEX Companies, LLC
Robert Hughes, Colonial Pipeline
Cameron Lee, Montrose-EPS
Jamie Moran, APEX Companies, LLC
Jeff Morrison, Colonial Pipeline Company
Tom Naumann, APEX Companies - NC
Joe Nicolette, Montrose-EPS
Kaitlyn Nootens, Apex Companies
Christopher Schultz, Apex Companies
Matt Teixeira, Apex Companies, LLC
Michael Verdon, Colonial Pipeline Company
JM Wyatt, Colonial Pipeline Company

REPORT OF LABORATORY ANALYSIS

This report shall not be reproduced, except in full,
without the written consent of Pace Analytical Services, LLC.

Pace Analytical Services, LLC
9800 Kincey Ave. Suite 100
Huntersville, NC 28078
(704)875-9092

CERTIFICATIONS

Project: 2020-L1-2448 Incident
Pace Project No.: 92585442

Pace Analytical Services Charlotte

South Carolina Laboratory ID: 99006
9800 Kincey Ave. Ste 100, Huntersville, NC 28078
North Carolina Drinking Water Certification #: 37706
North Carolina Field Services Certification #: 5342
North Carolina Wastewater Certification #: 12
South Carolina Laboratory ID: 99006
South Carolina Certification #: 99006001
South Carolina Drinking Water Cert. #: 99006003
Florida/NELAP Certification #: E87627
Kentucky UST Certification #: 84
Louisiana DoH Drinking Water #: LA029
Virginia/VELAP Certification #: 460221

Pace Analytical Services Asheville

2225 Riverside Drive, Asheville, NC 28804
Florida/NELAP Certification #: E87648
North Carolina Drinking Water Certification #: 37712
North Carolina Wastewater Certification #: 40
South Carolina Laboratory ID: 99030
South Carolina Certification #: 99030001
Virginia/VELAP Certification #: 460222

This report shall not be reproduced, except in full,
without the written consent of Pace Analytical Services, LLC.

Pace Analytical Services, LLC
9800 Kincey Ave. Suite 100
Huntersville, NC 28078
(704)875-9092

SAMPLE SUMMARY

Project: 2020-L1-2448 Incident
Pace Project No.: 92585442

Lab ID	Sample ID	Matrix	Date Collected	Date Received
92585442001	**13835_AC_RD**	Water	02/01/22 10:25	02/01/22 12:38

This report shall not be reproduced, except in full,
without the written consent of Pace Analytical Services, LLC.

Pace Analytical Services, LLC
9800 Kincey Ave. Suite 100
Huntersville, NC 28078
(704)875-9092

SAMPLE ANALYTE COUNT

Project: 2020-L1-2448 Incident
Pace Project No.: 92585442

Lab ID	Sample ID	Method	Analysts	Analytes Reported	Laboratory
92585442001	**13835_AC_RD**	MADEP VPH	MAD	6	PASI-C
		EPA 6010D	RDT	1	PASI-A
		SM 6200B	SAS	64	PASI-C

PASI-A = Pace Analytical Services - Asheville
PASI-C = Pace Analytical Services - Charlotte

This report shall not be reproduced, except in full,
without the written consent of Pace Analytical Services, LLC.

Pace Analytical Services, LLC
9800 Kincey Ave. Suite 100
Huntersville, NC 28078
(704)875-9092

ANALYTICAL RESULTS

Project: 2020-L1-2448 Incident
Pace Project No.: 92585442

Sample: 13835_AC_RD **Lab ID: 92585442001** Collected: 02/01/22 10:25 Received: 02/01/22 12:38 Matrix: Water

Parameters	Results	Units	Report Limit	MDL	DF	Prepared	Analyzed	CAS No.	Qual
VPH NC Water	Analytical Method: MADEP VPH Pace Analytical Services - Charlotte								
Total VPH (C5-C12)	ND	ug/L	50.0	50.0	1		02/03/22 23:42		N2
Aliphatic (C05-C08)	ND	ug/L	50.0	50.0	1		02/03/22 23:42		N2
Aliphatic(C09-C12) Adjusted	ND	ug/L	50.0	50.0	1		02/03/22 23:42		N2
Aromatic (C09-C10)	ND	ug/L	50.0	50.0	1		02/03/22 23:42		N2
Surrogates									
4-Bromofluorobenzene (FID) (S)	101	%	70-130		1		02/03/22 23:42	460-00-4	
4-Bromofluorobenzene (PID) (S)	97	%	70-130		1		02/03/22 23:42	460-00-4	
6010 MET ICP	Analytical Method: EPA 6010D Preparation Method: EPA 3010A Pace Analytical Services - Asheville								
Lead	ND	ug/L	5.0	4.5	1	02/05/22 17:30	02/07/22 02:08	7439-92-1	BC
6200B MSV	Analytical Method: SM 6200B Pace Analytical Services - Charlotte								
Benzene	ND	ug/L	0.50	0.34	1		02/03/22 03:18	71-43-2	
Bromobenzene	ND	ug/L	0.50	0.29	1		02/03/22 03:18	108-86-1	
Bromochloromethane	ND	ug/L	0.50	0.47	1		02/03/22 03:18	74-97-5	
Bromodichloromethane	ND	ug/L	0.50	0.31	1		02/03/22 03:18	75-27-4	
Bromoform	ND	ug/L	0.50	0.34	1		02/03/22 03:18	75-25-2	
Bromomethane	ND	ug/L	5.0	1.7	1		02/03/22 03:18	74-83-9	IH
n-Butylbenzene	ND	ug/L	0.50	0.49	1		02/03/22 03:18	104-51-8	
sec-Butylbenzene	ND	ug/L	0.50	0.40	1		02/03/22 03:18	135-98-8	
tert-Butylbenzene	ND	ug/L	0.50	0.32	1		02/03/22 03:18	98-06-6	
Carbon tetrachloride	ND	ug/L	0.50	0.33	1		02/03/22 03:18	56-23-5	
Chlorobenzene	ND	ug/L	0.50	0.28	1		02/03/22 03:18	108-90-7	
Chloroethane	ND	ug/L	1.0	0.65	1		02/03/22 03:18	75-00-3	
Chloroform	**0.41J**	ug/L	0.50	0.35	1		02/03/22 03:18	67-66-3	
Chloromethane	ND	ug/L	1.0	0.54	1		02/03/22 03:18	74-87-3	
2-Chlorotoluene	ND	ug/L	0.50	0.32	1		02/03/22 03:18	95-49-8	
4-Chlorotoluene	ND	ug/L	0.50	0.32	1		02/03/22 03:18	106-43-4	
1,2-Dibromo-3-chloropropane	ND	ug/L	1.0	0.34	1		02/03/22 03:18	96-12-8	
Dibromochloromethane	ND	ug/L	0.50	0.36	1		02/03/22 03:18	124-48-1	
1,2-Dibromoethane (EDB)	ND	ug/L	0.50	0.27	1		02/03/22 03:18	106-93-4	
Dibromomethane	ND	ug/L	0.50	0.39	1		02/03/22 03:18	74-95-3	
1,2-Dichlorobenzene	ND	ug/L	0.50	0.34	1		02/03/22 03:18	95-50-1	
1,3-Dichlorobenzene	ND	ug/L	0.50	0.34	1		02/03/22 03:18	541-73-1	
1,4-Dichlorobenzene	ND	ug/L	0.50	0.33	1		02/03/22 03:18	106-46-7	
Dichlorodifluoromethane	ND	ug/L	0.50	0.35	1		02/03/22 03:18	75-71-8	L1
1,1-Dichloroethane	ND	ug/L	0.50	0.37	1		02/03/22 03:18	75-34-3	
1,2-Dichloroethane	ND	ug/L	0.50	0.32	1		02/03/22 03:18	107-06-2	
1,1-Dichloroethene	ND	ug/L	0.50	0.35	1		02/03/22 03:18	75-35-4	
cis-1,2-Dichloroethene	ND	ug/L	0.50	0.38	1		02/03/22 03:18	156-59-2	
trans-1,2-Dichloroethene	ND	ug/L	0.50	0.40	1		02/03/22 03:18	156-60-5	
1,2-Dichloropropane	ND	ug/L	0.50	0.36	1		02/03/22 03:18	78-87-5	
1,3-Dichloropropane	ND	ug/L	0.50	0.28	1		02/03/22 03:18	142-28-9	

REPORT OF LABORATORY ANALYSIS

This report shall not be reproduced, except in full,
without the written consent of Pace Analytical Services, LLC.

Pace Analytical Services, LLC
9800 Kincey Ave. Suite 100
Huntersville, NC 28078
(704)875-9092

ANALYTICAL RESULTS

Project: 2020-L1-2448 Incident
Pace Project No.: 92585442

Sample: 13835_AC_RD **Lab ID: 92585442001** Collected: 02/01/22 10:25 Received: 02/01/22 12:38 Matrix: Water

Parameters	Results	Units	Report Limit	MDL	DF	Prepared	Analyzed	CAS No.	Qual
6200B MSV	Analytical Method: SM 6200B Pace Analytical Services - Charlotte								
2,2-Dichloropropane	ND	ug/L	0.50	0.39	1		02/03/22 03:18	594-20-7	
1,1-Dichloropropene	ND	ug/L	0.50	0.43	1		02/03/22 03:18	563-58-6	
cis-1,3-Dichloropropene	ND	ug/L	0.50	0.36	1		02/03/22 03:18	10061-01-5	
trans-1,3-Dichloropropene	ND	ug/L	0.50	0.36	1		02/03/22 03:18	10061-02-6	
Diisopropyl ether	ND	ug/L	0.50	0.31	1		02/03/22 03:18	108-20-3	
Ethanol	ND	ug/L	200	72.2	1		02/03/22 03:18	64-17-5	
Ethylbenzene	ND	ug/L	0.50	0.30	1		02/03/22 03:18	100-41-4	
Hexachloro-1,3-butadiene	ND	ug/L	2.0	1.5	1		02/03/22 03:18	87-68-3	
Isopropylbenzene (Cumene)	ND	ug/L	0.50	0.33	1		02/03/22 03:18	98-82-8	
Methylene Chloride	ND	ug/L	2.0	2.0	1		02/03/22 03:18	75-09-2	
Methyl-tert-butyl ether	ND	ug/L	0.50	0.42	1		02/03/22 03:18	1634-04-4	
Naphthalene	ND	ug/L	2.0	0.64	1		02/03/22 03:18	91-20-3	
n-Propylbenzene	ND	ug/L	0.50	0.34	1		02/03/22 03:18	103-65-1	
Styrene	ND	ug/L	0.50	0.29	1		02/03/22 03:18	100-42-5	
1,1,1,2-Tetrachloroethane	ND	ug/L	0.50	0.31	1		02/03/22 03:18	630-20-6	
1,1,2,2-Tetrachloroethane	ND	ug/L	0.50	0.22	1		02/03/22 03:18	79-34-5	
Tetrachloroethene	ND	ug/L	0.50	0.29	1		02/03/22 03:18	127-18-4	
Toluene	ND	ug/L	0.50	0.48	1		02/03/22 03:18	108-88-3	
1,2,3-Trichlorobenzene	ND	ug/L	2.0	0.81	1		02/03/22 03:18	87-61-6	
1,2,4-Trichlorobenzene	ND	ug/L	2.0	0.64	1		02/03/22 03:18	120-82-1	
1,1,1-Trichloroethane	ND	ug/L	0.50	0.33	1		02/03/22 03:18	71-55-6	
1,1,2-Trichloroethane	ND	ug/L	0.50	0.32	1		02/03/22 03:18	79-00-5	
Trichloroethene	ND	ug/L	0.50	0.38	1		02/03/22 03:18	79-01-6	
Trichlorofluoromethane	ND	ug/L	1.0	0.30	1		02/03/22 03:18	75-69-4	
1,2,3-Trichloropropane	ND	ug/L	0.50	0.26	1		02/03/22 03:18	96-18-4	
1,2,4-Trimethylbenzene	ND	ug/L	0.50	0.50	1		02/03/22 03:18	95-63-6	
1,3,5-Trimethylbenzene	ND	ug/L	0.50	0.33	1		02/03/22 03:18	108-67-8	
Vinyl chloride	ND	ug/L	1.0	0.39	1		02/03/22 03:18	75-01-4	
m&p-Xylene	ND	ug/L	1.0	0.71	1		02/03/22 03:18	179601-23-1	
o-Xylene	ND	ug/L	0.50	0.34	1		02/03/22 03:18	95-47-6	
Surrogates									
1,2-Dichloroethane-d4 (S)	102	%	70-130		1		02/03/22 03:18	17060-07-0	
4-Bromofluorobenzene (S)	98	%	70-130		1		02/03/22 03:18	460-00-4	
Toluene-d8 (S)	101	%	70-130		1		02/03/22 03:18	2037-26-5	

REPORT OF LABORATORY ANALYSIS

This report shall not be reproduced, except in full,
without the written consent of Pace Analytical Services, LLC.

Pace Analytical Services, LLC
9800 Kincey Ave. Suite 100
Huntersville, NC 28078
(704)875-9092

QUALITY CONTROL DATA

Project: 2020-L1-2448 Incident
Pace Project No.: 92585442

QC Batch: 675937
QC Batch Method: MADEP VPH
Analysis Method: MADEP VPH
Analysis Description: VPH NC Water
Laboratory: Pace Analytical Services - Charlotte

Associated Lab Samples: 92585442001

METHOD BLANK: 3538019 Matrix: Water
Associated Lab Samples: 92585442001

Parameter	Units	Blank Result	Reporting Limit	MDL	Analyzed	Qualifiers
Aliphatic (C05-C08)	ug/L	ND	50.0	50.0	02/03/22 16:57	N2
Aromatic (C09-C10)	ug/L	ND	50.0	50.0	02/03/22 16:57	N2
4-Bromofluorobenzene (FID) (S)	%	96	70-130		02/03/22 16:57	
4-Bromofluorobenzene (PID) (S)	%	94	70-130		02/03/22 16:57	

LABORATORY CONTROL SAMPLE & LCSD: 3538020 3538021

Parameter	Units	Spike Conc.	LCS Result	LCSD Result	LCS % Rec	LCSD % Rec	% Rec Limits	RPD	Max RPD	Qualifiers
Aliphatic (C05-C08)	ug/L	300	359	357	120	119	70-130	0	25	N2
Aromatic (C09-C10)	ug/L	100	95.1	95.1	95	95	70-130	0	25	N2
4-Bromofluorobenzene (FID) (S)	%				101	102	70-130			
4-Bromofluorobenzene (PID) (S)	%				96	97	70-130			

Results presented on this page are in the units indicated by the "Units" column except where an alternate unit is presented to the right of the result.

REPORT OF LABORATORY ANALYSIS

This report shall not be reproduced, except in full,
without the written consent of Pace Analytical Services, LLC.

Pace Analytical Services, LLC
9800 Kincey Ave. Suite 100
Huntersville, NC 28078
(704)875-9092

QUALITY CONTROL DATA

Project: 2020-L1-2448 Incident
Pace Project No.: 92585442

QC Batch: 676293
QC Batch Method: EPA 3010A
Analysis Method: EPA 6010D
Analysis Description: 6010 MET
Laboratory: Pace Analytical Services - Asheville
Associated Lab Samples: 92585442001

METHOD BLANK: 3539933 Matrix: Water
Associated Lab Samples: 92585442001

Parameter	Units	Blank Result	Reporting Limit	MDL	Analyzed	Qualifiers
Lead	ug/L	ND	5.0	4.5	02/07/22 01:19	

LABORATORY CONTROL SAMPLE: 3539934

Parameter	Units	Spike Conc.	LCS Result	LCS % Rec	% Rec Limits	Qualifiers
Lead	ug/L	500	490	98	80-120	

MATRIX SPIKE & MATRIX SPIKE DUPLICATE: 3539935 3539936

Parameter	Units	92585378001 Result	MS Spike Conc.	MSD Spike Conc.	MS Result	MSD Result	MS % Rec	MSD % Rec	% Rec Limits	RPD	Max RPD	Qual
Lead	ug/L	ND	500	500	483	475	96	94	75-125	2	20	

Results presented on this page are in the units indicated by the "Units" column except where an alternate unit is presented to the right of the result.

REPORT OF LABORATORY ANALYSIS

This report shall not be reproduced, except in full,
without the written consent of Pace Analytical Services, LLC.

Pace Analytical Services, LLC
9800 Kincey Ave. Suite 100
Huntersville, NC 28078
(704)875-9092

QUALITY CONTROL DATA

Project: 2020-L1-2448 Incident
Pace Project No.: 92585442

QC Batch: 675604
QC Batch Method: SM 6200B
Analysis Method: SM 6200B
Analysis Description: 6200B MSV
Laboratory: Pace Analytical Services - Charlotte

Associated Lab Samples: 92585442001

METHOD BLANK: 3536079 Matrix: Water
Associated Lab Samples: 92585442001

Parameter	Units	Blank Result	Reporting Limit	MDL	Analyzed	Qualifiers
1,1,1,2-Tetrachloroethane	ug/L	ND	0.50	0.31	02/03/22 00:36	
1,1,1-Trichloroethane	ug/L	ND	0.50	0.33	02/03/22 00:36	
1,1,2,2-Tetrachloroethane	ug/L	ND	0.50	0.22	02/03/22 00:36	
1,1,2-Trichloroethane	ug/L	ND	0.50	0.32	02/03/22 00:36	
1,1-Dichloroethane	ug/L	ND	0.50	0.37	02/03/22 00:36	
1,1-Dichloroethene	ug/L	ND	0.50	0.35	02/03/22 00:36	
1,1-Dichloropropene	ug/L	ND	0.50	0.43	02/03/22 00:36	
1,2,3-Trichlorobenzene	ug/L	ND	2.0	0.81	02/03/22 00:36	
1,2,3-Trichloropropane	ug/L	ND	0.50	0.26	02/03/22 00:36	
1,2,4-Trichlorobenzene	ug/L	ND	2.0	0.64	02/03/22 00:36	
1,2,4-Trimethylbenzene	ug/L	ND	0.50	0.50	02/03/22 00:36	
1,2-Dibromo-3-chloropropane	ug/L	ND	1.0	0.34	02/03/22 00:36	
1,2-Dibromoethane (EDB)	ug/L	ND	0.50	0.27	02/03/22 00:36	
1,2-Dichlorobenzene	ug/L	ND	0.50	0.34	02/03/22 00:36	
1,2-Dichloroethane	ug/L	ND	0.50	0.32	02/03/22 00:36	
1,2-Dichloropropane	ug/L	ND	0.50	0.36	02/03/22 00:36	
1,3,5-Trimethylbenzene	ug/L	ND	0.50	0.33	02/03/22 00:36	
1,3-Dichlorobenzene	ug/L	ND	0.50	0.34	02/03/22 00:36	
1,3-Dichloropropane	ug/L	ND	0.50	0.28	02/03/22 00:36	
1,4-Dichlorobenzene	ug/L	ND	0.50	0.33	02/03/22 00:36	
2,2-Dichloropropane	ug/L	ND	0.50	0.39	02/03/22 00:36	
2-Chlorotoluene	ug/L	ND	0.50	0.32	02/03/22 00:36	
4-Chlorotoluene	ug/L	ND	0.50	0.32	02/03/22 00:36	
Benzene	ug/L	ND	0.50	0.34	02/03/22 00:36	
Bromobenzene	ug/L	ND	0.50	0.29	02/03/22 00:36	
Bromochloromethane	ug/L	ND	0.50	0.47	02/03/22 00:36	
Bromodichloromethane	ug/L	ND	0.50	0.31	02/03/22 00:36	
Bromoform	ug/L	ND	0.50	0.34	02/03/22 00:36	
Bromomethane	ug/L	ND	5.0	1.7	02/03/22 00:36	IH
Carbon tetrachloride	ug/L	ND	0.50	0.33	02/03/22 00:36	
Chlorobenzene	ug/L	ND	0.50	0.28	02/03/22 00:36	
Chloroethane	ug/L	ND	1.0	0.65	02/03/22 00:36	
Chloroform	ug/L	ND	0.50	0.35	02/03/22 00:36	
Chloromethane	ug/L	ND	1.0	0.54	02/03/22 00:36	
cis-1,2-Dichloroethene	ug/L	ND	0.50	0.38	02/03/22 00:36	
cis-1,3-Dichloropropene	ug/L	ND	0.50	0.36	02/03/22 00:36	
Dibromochloromethane	ug/L	ND	0.50	0.36	02/03/22 00:36	
Dibromomethane	ug/L	ND	0.50	0.39	02/03/22 00:36	
Dichlorodifluoromethane	ug/L	ND	0.50	0.35	02/03/22 00:36	
Diisopropyl ether	ug/L	ND	0.50	0.31	02/03/22 00:36	

Results presented on this page are in the units indicated by the "Units" column except where an alternate unit is presented to the right of the result.

REPORT OF LABORATORY ANALYSIS

This report shall not be reproduced, except in full,
without the written consent of Pace Analytical Services, LLC.

Pace Analytical Services, LLC
9800 Kincey Ave. Suite 100
Huntersville, NC 28078
(704)875-9092

QUALITY CONTROL DATA

Project: 2020-L1-2448 Incident
Pace Project No.: 92585442

METHOD BLANK: 3536079 Matrix: Water
Associated Lab Samples: 92585442001

Parameter	Units	Blank Result	Reporting Limit	MDL	Analyzed	Qualifiers
Ethanol	ug/L	ND	200	72.2	02/03/22 00:36	
Ethylbenzene	ug/L	ND	0.50	0.30	02/03/22 00:36	
Hexachloro-1,3-butadiene	ug/L	ND	2.0	1.5	02/03/22 00:36	
Isopropylbenzene (Cumene)	ug/L	ND	0.50	0.33	02/03/22 00:36	
m&p-Xylene	ug/L	ND	1.0	0.71	02/03/22 00:36	
Methyl-tert-butyl ether	ug/L	ND	0.50	0.42	02/03/22 00:36	
Methylene Chloride	ug/L	ND	2.0	2.0	02/03/22 00:36	
n-Butylbenzene	ug/L	ND	0.50	0.49	02/03/22 00:36	
n-Propylbenzene	ug/L	ND	0.50	0.34	02/03/22 00:36	
Naphthalene	ug/L	ND	2.0	0.64	02/03/22 00:36	
o-Xylene	ug/L	ND	0.50	0.34	02/03/22 00:36	
sec-Butylbenzene	ug/L	ND	0.50	0.40	02/03/22 00:36	
Styrene	ug/L	ND	0.50	0.29	02/03/22 00:36	
tert-Butylbenzene	ug/L	ND	0.50	0.32	02/03/22 00:36	
Tetrachloroethene	ug/L	ND	0.50	0.29	02/03/22 00:36	
Toluene	ug/L	ND	0.50	0.48	02/03/22 00:36	
trans-1,2-Dichloroethene	ug/L	ND	0.50	0.40	02/03/22 00:36	
trans-1,3-Dichloropropene	ug/L	ND	0.50	0.36	02/03/22 00:36	
Trichloroethene	ug/L	ND	0.50	0.38	02/03/22 00:36	
Trichlorofluoromethane	ug/L	ND	1.0	0.30	02/03/22 00:36	
Vinyl chloride	ug/L	ND	1.0	0.39	02/03/22 00:36	
1,2-Dichloroethane-d4 (S)	%	102	70-130		02/03/22 00:36	
4-Bromofluorobenzene (S)	%	96	70-130		02/03/22 00:36	
Toluene-d8 (S)	%	101	70-130		02/03/22 00:36	

LABORATORY CONTROL SAMPLE: 3536080

Parameter	Units	Spike Conc.	LCS Result	LCS % Rec	% Rec Limits	Qualifiers
1,1,1,2-Tetrachloroethane	ug/L	50	51.2	102	60-140	
1,1,1-Trichloroethane	ug/L	50	47.9	96	60-140	
1,1,2,2-Tetrachloroethane	ug/L	50	51.7	103	60-140	
1,1,2-Trichloroethane	ug/L	50	48.8	98	60-140	
1,1-Dichloroethane	ug/L	50	46.9	94	60-140	
1,1-Dichloroethene	ug/L	50	44.7	89	60-140	
1,1-Dichloropropene	ug/L	50	46.9	94	60-140	
1,2,3-Trichlorobenzene	ug/L	50	49.8	100	60-140	
1,2,3-Trichloropropane	ug/L	50	48.5	97	60-140	
1,2,4-Trichlorobenzene	ug/L	50	50.7	101	60-140	
1,2,4-Trimethylbenzene	ug/L	50	47.1	94	60-140	
1,2-Dibromo-3-chloropropane	ug/L	50	60.1	120	60-140	
1,2-Dibromoethane (EDB)	ug/L	50	52.4	105	60-140	
1,2-Dichlorobenzene	ug/L	50	47.4	95	60-140	
1,2-Dichloroethane	ug/L	50	48.5	97	60-140	
1,2-Dichloropropane	ug/L	50	48.4	97	60-140	

Results presented on this page are in the units indicated by the "Units" column except where an alternate unit is presented to the right of the result.

REPORT OF LABORATORY ANALYSIS

This report shall not be reproduced, except in full,
without the written consent of Pace Analytical Services, LLC.

Pace Analytical Services, LLC
9800 Kincey Ave. Suite 100
Huntersville, NC 28078
(704)875-9092

QUALITY CONTROL DATA

Project: 2020-L1-2448 Incident
Pace Project No.: 92585442

LABORATORY CONTROL SAMPLE: 3536080

Parameter	Units	Spike Conc.	LCS Result	LCS % Rec	% Rec Limits	Qualifiers
1,3,5-Trimethylbenzene	ug/L	50	47.2	94	60-140	
1,3-Dichlorobenzene	ug/L	50	49.2	98	60-140	
1,3-Dichloropropane	ug/L	50	49.7	99	60-140	
1,4-Dichlorobenzene	ug/L	50	47.7	95	60-140	
2,2-Dichloropropane	ug/L	50	46.9	94	60-140	
2-Chlorotoluene	ug/L	50	49.1	98	60-140	
4-Chlorotoluene	ug/L	50	46.5	93	60-140	
Benzene	ug/L	50	46.5	93	60-140	
Bromobenzene	ug/L	50	49.2	98	60-140	
Bromochloromethane	ug/L	50	48.5	97	60-140	
Bromodichloromethane	ug/L	50	50.4	101	60-140	
Bromoform	ug/L	50	55.9	112	60-140	
Bromomethane	ug/L	50	69.5	139	60-140	IH
Carbon tetrachloride	ug/L	50	49.6	99	60-140	
Chlorobenzene	ug/L	50	48.1	96	60-140	
Chloroethane	ug/L	50	43.1	86	60-140	
Chloroform	ug/L	50	44.1	88	60-140	
Chloromethane	ug/L	50	57.1	114	60-140	
cis-1,2-Dichloroethene	ug/L	50	47.7	95	60-140	
cis-1,3-Dichloropropene	ug/L	50	51.2	102	60-140	
Dibromochloromethane	ug/L	50	53.0	106	60-140	
Dibromomethane	ug/L	50	50.8	102	60-140	
Dichlorodifluoromethane	ug/L	50	72.4	145	60-140	L1
Diisopropyl ether	ug/L	50	45.3	91	60-140	
Ethanol	ug/L	2000	2130	106	60-140	
Ethylbenzene	ug/L	50	47.0	94	60-140	
Hexachloro-1,3-butadiene	ug/L	50	52.1	104	60-140	
Isopropylbenzene (Cumene)	ug/L	50	48.2	96	60-140	
m&p-Xylene	ug/L	100	95.1	95	60-140	
Methyl-tert-butyl ether	ug/L	50	45.9	92	60-140	
Methylene Chloride	ug/L	50	51.6	103	60-140	
n-Butylbenzene	ug/L	50	47.1	94	60-140	
n-Propylbenzene	ug/L	50	47.3	95	60-140	
Naphthalene	ug/L	50	50.7	101	60-140	
o-Xylene	ug/L	50	49.9	100	60-140	
sec-Butylbenzene	ug/L	50	46.9	94	60-140	
Styrene	ug/L	50	50.9	102	60-140	
tert-Butylbenzene	ug/L	50	40.8	82	60-140	
Tetrachloroethene	ug/L	50	47.0	94	60-140	
Toluene	ug/L	50	46.7	93	60-140	
trans-1,2-Dichloroethene	ug/L	50	47.3	95	60-140	
trans-1,3-Dichloropropene	ug/L	50	51.7	103	60-140	
Trichloroethene	ug/L	50	48.8	98	60-140	
Trichlorofluoromethane	ug/L	50	44.5	89	60-140	
Vinyl chloride	ug/L	50	53.8	108	60-140	
1,2-Dichloroethane-d4 (S)	%			100	70-130	
4-Bromofluorobenzene (S)	%			99	70-130	

Results presented on this page are in the units indicated by the "Units" column except where an alternate unit is presented to the right of the result.

REPORT OF LABORATORY ANALYSIS

This report shall not be reproduced, except in full,
without the written consent of Pace Analytical Services, LLC.

Pace Analytical Services, LLC
9800 Kincey Ave. Suite 100
Huntersville, NC 28078
(704)875-9092

QUALITY CONTROL DATA

Project: 2020-L1-2448 Incident
Pace Project No.: 92585442

LABORATORY CONTROL SAMPLE: 3536080

Parameter	Units	Spike Conc.	LCS Result	LCS % Rec	% Rec Limits	Qualifiers
Toluene-d8 (S)	%			100	70-130	

MATRIX SPIKE & MATRIX SPIKE DUPLICATE: 3536081 3536082

Parameter	Units	92585184007 Result	MS Spike Conc.	MSD Spike Conc.	MS Result	MSD Result	MS % Rec	MSD % Rec	% Rec Limits	RPD	Max RPD	Qual
1,1,1,2-Tetrachloroethane	ug/L	ND	2000	2000	2190	2220	110	111	60-140	2	30	
1,1,1-Trichloroethane	ug/L	ND	2000	2000	2090	2120	104	106	60-140	2	30	
1,1,2,2-Tetrachloroethane	ug/L	ND	2000	2000	2100	2210	105	111	60-140	5	30	
1,1,2-Trichloroethane	ug/L	ND	2000	2000	2090	2160	104	108	60-140	3	30	
1,1-Dichloroethane	ug/L	ND	2000	2000	1990	2040	100	102	60-140	3	30	
1,1-Dichloroethene	ug/L	ND	2000	2000	1870	1920	94	96	60-140	2	30	
1,1-Dichloropropene	ug/L	ND	2000	2000	2010	2090	101	104	60-140	4	30	
1,2,3-Trichlorobenzene	ug/L	ND	2000	2000	2090	2120	104	106	60-140	2	30	
1,2,3-Trichloropropane	ug/L	ND	2000	2000	2020	2090	101	104	60-140	3	30	
1,2,4-Trichlorobenzene	ug/L	ND	2000	2000	2190	2140	109	107	60-140	2	30	
1,2,4-Trimethylbenzene	ug/L	2770	2000	2000	4890	5010	106	112	60-140	2	30	
1,2-Dibromo-3-chloropropane	ug/L	ND	2000	2000	2290	2290	115	115	60-140	0	30	
1,2-Dibromoethane (EDB)	ug/L	ND	2000	2000	2170	2210	108	111	60-140	2	30	
1,2-Dichlorobenzene	ug/L	ND	2000	2000	2090	2140	105	107	60-140	2	30	
1,2-Dichloroethane	ug/L	ND	2000	2000	2010	2120	100	106	60-140	6	30	
1,2-Dichloropropane	ug/L	ND	2000	2000	2120	2120	106	106	60-140	0	30	
1,3,5-Trimethylbenzene	ug/L	848	2000	2000	3000	3050	107	110	60-140	2	30	
1,3-Dichlorobenzene	ug/L	ND	2000	2000	2170	2190	108	109	60-140	1	30	
1,3-Dichloropropane	ug/L	ND	2000	2000	2110	2140	106	107	60-140	1	30	
1,4-Dichlorobenzene	ug/L	ND	2000	2000	2160	2130	108	106	60-140	1	30	
2,2-Dichloropropane	ug/L	ND	2000	2000	1720	1780	86	89	60-140	4	30	
2-Chlorotoluene	ug/L	ND	2000	2000	2300	2290	115	115	60-140	0	30	
4-Chlorotoluene	ug/L	ND	2000	2000	2090	2070	104	103	60-140	1	30	
Benzene	ug/L	4130	2000	2000	6020	6260	94	107	60-140	4	30	
Bromobenzene	ug/L	ND	2000	2000	2160	2200	108	110	60-140	2	30	
Bromochloromethane	ug/L	ND	2000	2000	1990	2070	100	103	60-140	4	30	
Bromodichloromethane	ug/L	ND	2000	2000	2100	2180	105	109	60-140	4	30	
Bromoform	ug/L	ND	2000	2000	2110	2260	106	113	60-140	7	30	
Bromomethane	ug/L	ND	2000	2000	1740	2280	87	114	60-140	27	30	IH
Carbon tetrachloride	ug/L	ND	2000	2000	2130	2100	107	105	60-140	1	30	
Chlorobenzene	ug/L	ND	2000	2000	2130	2160	106	108	60-140	2	30	
Chloroethane	ug/L	ND	2000	2000	2210	2190	110	110	60-140	1	30	
Chloroform	ug/L	43.1J	2000	2000	1970	1960	96	96	60-140	1	30	
Chloromethane	ug/L	ND	2000	2000	1790	1830	89	91	60-140	2	30	
cis-1,2-Dichloroethene	ug/L	ND	2000	2000	2090	2060	103	102	60-140	1	30	
cis-1,3-Dichloropropene	ug/L	ND	2000	2000	2040	2050	102	103	60-140	1	30	
Dibromochloromethane	ug/L	ND	2000	2000	2070	2170	103	108	60-140	5	30	
Dibromomethane	ug/L	ND	2000	2000	2010	2100	101	105	60-140	4	30	

Results presented on this page are in the units indicated by the "Units" column except where an alternate unit is presented to the right of the result.

REPORT OF LABORATORY ANALYSIS

This report shall not be reproduced, except in full,
without the written consent of Pace Analytical Services, LLC.

Pace Analytical Services, LLC
9800 Kincey Ave. Suite 100
Huntersville, NC 28078
(704)875-9092

QUALITY CONTROL DATA

Project: 2020-L1-2448 Incident
Pace Project No.: 92585442

MATRIX SPIKE & MATRIX SPIKE DUPLICATE: 3536081 3536082

Parameter	Units	92585184007 Result	MS Spike Conc.	MSD Spike Conc.	MS Result	MSD Result	MS % Rec	MSD % Rec	% Rec Limits	RPD	Max RPD	Qual
Dichlorodifluoromethane	ug/L	ND	2000	2000	1920	1780	96	89	60-140	8	30	
Diisopropyl ether	ug/L	98.2	2000	2000	1990	2050	94	97	60-140	3	30	
Ethanol	ug/L	ND	80000	80000	82200	84100	103	105	60-140	2	30	
Ethylbenzene	ug/L	1950	2000	2000	4060	4210	105	113	60-140	4	30	
Hexachloro-1,3-butadiene	ug/L	ND	2000	2000	2400	2450	120	123	60-140	2	30	
Isopropylbenzene (Cumene)	ug/L	98.4	2000	2000	2260	2330	108	112	60-140	3	30	
m&p-Xylene	ug/L	8050	4000	4000	12200	12700	103	116	60-140	4	30	
Methyl-tert-butyl ether	ug/L	43.4J	2000	2000	1890	1950	92	95	60-140	3	30	
Methylene Chloride	ug/L	ND	2000	2000	2180	2240	109	112	60-140	3	30	
n-Butylbenzene	ug/L	ND	2000	2000	2230	2230	112	111	60-140	0	30	
n-Propylbenzene	ug/L	319	2000	2000	2480	2490	108	109	60-140	1	30	
Naphthalene	ug/L	693	2000	2000	2740	2840	102	107	60-140	4	30	
o-Xylene	ug/L	3520	2000	2000	5750	5950	112	122	60-140	3	30	
sec-Butylbenzene	ug/L	ND	2000	2000	2220	2230	111	111	60-140	0	30	
Styrene	ug/L	44.2J	2000	2000	2270	2300	111	113	60-140	1	30	
tert-Butylbenzene	ug/L	ND	2000	2000	1840	1870	92	93	60-140	1	30	
Tetrachloroethene	ug/L	ND	2000	2000	2080	2070	104	103	60-140	0	30	
Toluene	ug/L	11800	2000	2000	13700	14300	95	123	60-140	4	30	
trans-1,2-Dichloroethene	ug/L	ND	2000	2000	2050	2040	102	102	60-140	0	30	
trans-1,3-Dichloropropene	ug/L	ND	2000	2000	2020	2060	101	103	60-140	2	30	
Trichloroethene	ug/L	ND	2000	2000	2060	2110	103	106	60-140	2	30	
Trichlorofluoromethane	ug/L	ND	2000	2000	1910	1870	95	93	60-140	2	30	
Vinyl chloride	ug/L	ND	2000	2000	1960	1950	98	97	60-140	1	30	
1,2-Dichloroethane-d4 (S)	%						99	99	70-130			
4-Bromofluorobenzene (S)	%						98	99	70-130			
Toluene-d8 (S)	%						99	102	70-130			

Results presented on this page are in the units indicated by the "Units" column except where an alternate unit is presented to the right of the result.

REPORT OF LABORATORY ANALYSIS

This report shall not be reproduced, except in full,
without the written consent of Pace Analytical Services, LLC.

Pace Analytical Services, LLC
9800 Kincey Ave. Suite 100
Huntersville, NC 28078
(704)875-9092

QUALIFIERS

Project: 2020-L1-2448 Incident
Pace Project No.: 92585442

DEFINITIONS

DF - Dilution Factor, if reported, represents the factor applied to the reported data due to dilution of the sample aliquot.

ND - Not Detected at or above adjusted reporting limit.

TNTC - Too Numerous To Count

J - Estimated concentration above the adjusted method detection limit and below the adjusted reporting limit.

MDL - Adjusted Method Detection Limit.

PQL - Practical Quantitation Limit.

RL - Reporting Limit - The lowest concentration value that meets project requirements for quantitative data with known precision and bias for a specific analyte in a specific matrix.

S - Surrogate

1,2-Diphenylhydrazine decomposes to and cannot be separated from Azobenzene using Method 8270. The result for each analyte is a combined concentration.

Consistent with EPA guidelines, unrounded data are displayed and have been used to calculate % recovery and RPD values.

LCS(D) - Laboratory Control Sample (Duplicate)

MS(D) - Matrix Spike (Duplicate)

DUP - Sample Duplicate

RPD - Relative Percent Difference

NC - Not Calculable.

SG - Silica Gel - Clean-Up

U - Indicates the compound was analyzed for, but not detected.

Acid preservation may not be appropriate for 2 Chloroethylvinyl ether.

A separate vial preserved to a pH of 4-5 is recommended in SW846 Chapter 4 for the analysis of Acrolein and Acrylonitrile by EPA Method 8260.

N-Nitrosodiphenylamine decomposes and cannot be separated from Diphenylamine using Method 8270. The result reported for each analyte is a combined concentration.

Reported results are not rounded until the final step prior to reporting. Therefore, calculated parameters that are typically reported as "Total" may vary slightly from the sum of the reported component parameters.

Pace Analytical is TNI accredited. Contact your Pace PM for the current list of accredited analytes.

TNI - The NELAC Institute.

ANALYTE QUALIFIERS

BC	The same analyte was detected in an associated blank at a concentration above 1/2 the reporting limit but below the laboratory reporting limit.
IH	This analyte exceeded secondary source verification criteria high for the initial calibration. The reported results should be considered an estimated value.
L1	Analyte recovery in the laboratory control sample (LCS) was above QC limits. Results for this analyte in associated samples may be biased high.
N2	The lab does not hold NELAC/TNI accreditation for this parameter but other accreditations/certifications may apply. A complete list of accreditations/certifications is available upon request.

REPORT OF LABORATORY ANALYSIS

This report shall not be reproduced, except in full,
without the written consent of Pace Analytical Services, LLC.

Pace Analytical Services, LLC
9800 Kincey Ave. Suite 100
Huntersville, NC 28078
(704)875-9092

QUALITY CONTROL DATA CROSS REFERENCE TABLE

Project: 2020-L1-2448 Incident
Pace Project No.: 92585442

Lab ID	Sample ID	QC Batch Method	QC Batch	Analytical Method	Analytical Batch
92585442001	**13835_AC_RD**	MADEP VPH	675937		
92585442001	**13835_AC_RD**	EPA 3010A	676293	EPA 6010D	676315
92585442001	**13835_AC_RD**	SM 6200B	675604		

This report shall not be reproduced, except in full,
without the written consent of Pace Analytical Services, LLC.

CHAIN-OF-CUSTODY Analytical Request Document

Pace Analytical

Chain-of-Custody is a LEGAL DOCUMENT - Complete all relevent fields

LAB US

WO# : 92585442

92585442

lumber or

Company: Apex Companies	Billing Information:
Address:	
Report To: Andrew Street	Email To: andrew.street@apexcos.com
Copy To:	Site Collection Info/Address: 13835 Asbury Chapel Rd
Customer Project Name/Number: 2020-LI-2448	State: NC County/City: Huntersville Time Zone Collected: [ ] PT [ ] MT [ ] CT [ ] ET
Phone: Email:	Site/Facility ID #: Compliance Monitoring? [ ] Yes [ ] No
Collected By (print): Matt T.	Purchase Order #: Quote #: DW PWS ID #: DW Location Code:
Collected By (signature):	Turnaround Date Required: ASAP Immediately Packed on Ice: [ ] Yes [ ] No
Sample Disposal: [ ] Dispose as appropriate [ ] Return [ ] Archive: [ ] Hold:	Rush: [ ] Same Day [ ] Next Day [ ] 2 Day [ ] 3 Day [ ] 4 Day [ ] 5 Day (Expedite Charges Apply) Field Filtered (if applicable): [ ] Yes [ ] No Analysis:

Container Preservative Type

** Preservative Types: (1) nitric acid, (2) sulfuric acid, (3) hydrochloric acid, (4) sodium hydroxide, (5) zinc acetate, (6) methanol, (7) sodium bisulfate, (8) sodium thiosulfate, (9) hexane, (A) ascorbic acid, (B) ammonium sulfate, (C) ammonium hydroxide, (D) TSP, (U) Unpreserved, (O) Other _____

* Matrix Codes (Insert in Matrix box below): Drinking Water (DW), Ground Water (GW), Wastewater (WW), Product (P), Soil/Solid (SL), Oil (OL), Wipe (WP), Air (AR), Tissue (TS), Bioassay (B), Vapor (V), Other (OT)

Customer Sample ID	Matrix *	Comp / Grab	Collected (or Composite Start) Date	Collected (or Composite Start) Time	Composite End Date	Composite End Time	Res Cl	# of Ctns	Analyses: VOC 62008	MADEP VPH	LEAD	Lab Profile/Line: Lab Sample # / Comments:
13835_AC_RD	DW	G	2-1-22	1025				8	X	X	X	92585442 001

Lab Sample Receipt Checklist:

Custody Seals Present/Intact	Y N NA
Custody Signatures Present	Y N NA
Collector Signature Present	Y N NA
Bottles Intact	Y N NA
Correct Bottles	Y N NA
Sufficient Volume	Y N NA
Samples Received on Ice	Y N NA
VOA - Headspace Acceptable	Y N NA
USDA Regulated Soils	Y N NA
Samples in Holding Time	Y N NA
Residual Chlorine Present	Y N NA
Cl Strips:	
Sample pH Acceptable	Y N NA
pH Strips: 223819AV	
Sulfide Present	Y N NA
Lead Acetate Strips:	

LAB USE ONLY:

Customer Remarks / Special Conditions / Possible Hazards:

Type of Ice Used: Wet Blue Dry None

Packing Material Used: BB

Radchem sample(s) screened (<500 cpm): Y N NA

SHORT HOLDS PRESENT (<72 hours): Y N N/A

Lab Tracking #: 2632564

Samples received via: FEDEX UPS Client Courier Pace Courier

Lab Sample Temperature Info:

Temp Blank Received: Y N NA

Therm ID#: 92TOC4

Cooler 1 Temp Upon Receipt: 2.1 oC

Cooler 1 Therm Corr. Factor: 0 oC

Cooler 1 Corrected Temp: 2.1 oC

Comments:

Relinquished by/Company: (Signature)	Date/Time:	Received by/Company: (Signature)	Date/Time:
Matt T. / Apex	2-1-22 / 1238	KH Pace HVL	2/1/22 1238
Relinquished by/Company: (Signature)	Date/Time:	Received by/Company: (Signature)	Date/Time:
Relinquished by/Company: (Signature)	Date/Time:	Received by/Company: (Signature)	Date/Time:

MTJL LAB USE ONLY

Table #:

Acctnum:

Template:

Prelogin:

PM:

PB:

Trip Blank Received: Y N NA

HCL MeOH TSP Other

Non Conformance(s): YES / NO

Page: _____ of: _____

***Check mark top half of box if pH and/or dechlorination is verified and within the acceptance range for preservation samples.**

Exceptions: VOA, Coliform, TOC, Oil and Grease, DRO/8015 (water) DOC, LLHg

****Bottom half of box is to list number of bottles**

Project # WO# : 92585442

PM: AMB Due Date: 02/08/22

CLIENT: 92-APEX MOOR

Item#	BP4U-125 mL Plastic Unpreserved (N/A) (Cl-)	BP3U-250 mL Plastic Unpreserved (N/A)	BP2U-500 mL Plastic Unpreserved (N/A)	BP1U-1 liter Plastic Unpreserved (N/A)	BP4S-125 mL Plastic H2SO4 (pH < 2) (Cl-)	BP3N-250 mL plastic HNO3 (pH < 2)	BP4Z-125 mL Plastic ZN Acetate & NaOH (>9)	BP4B-125 mL Plastic NaOH (pH > 12) (Cl-)	WGFU-Wide-mouthed Glass jar Unpreserved	AG1U-1 liter Amber Unpreserved (N/A) (Cl-)	AG1H-1 liter Amber HCl (pH < 2)	AG3U-250 mL Amber Unpreserved (N/A) (Cl-)	AG1S-1 liter Amber H2SO4 (pH < 2)	AG3S-250 mL Amber H2SO4 (pH < 2)	AG3A(DG3A)-250 mL Amber NH4Cl (N/A)(Cl-)	DG9H-40 mL VOA HCl (N/A)	VG9T-40 mL VOA Na2S2O3 (N/A)	VG9U-40 mL VOA Unpreserved (N/A)	DG9P-40 mL VOA H3PO4 (N/A)	VOAK (3 vials per kit)-5035 kit (N/A)	V/GK (3 vials per kit)-VPH/Gas kit (N/A)	SP5T-125 mL Sterile Plastic (N/A – lab)	SP2T-250 mL Sterile Plastic (N/A – lab)		BP3A-250 mL Plastic (NH2)2SO4 (9.3-9.7)	AG0U-100 mL Amber Unpreserved vials (N/A)	VSGU-20 mL Scintillation vials (N/A)	DG9U-40 mL Amber Unpreserved vials (N/A)
1						1										7												
2																												
3																												
4																												
5																												
6																												
7																												
8																												
9																												
10																												
11																												
12																												

pH Adjustment Log for Preserved Samples

Sample ID	Type of Preservative	pH upon receipt	Date preservation adjusted	Time preservation adjusted	Amount of Preservative added	Lot #

Note: Whenever there is a discrepancy affecting North Carolina compliance samples, a copy of this form will be sent to the North Carolina DEHNR Certification Office (i.e. Out of hold, incorrect preservative, out of temp, incorrect containers.

Pace Analytical Services, LLC
9800 Kincey Ave. Suite 100
Huntersville, NC 28078
(704)875-9092

February 14, 2022

Andrew Street
Apex Companies - NC
5900 Northwoods Business Pkwy
Suite 5900-0
Charlotte, NC 28269

RE: Project: 2020-L1-2448 Incident
Pace Project No.: 92586847

Dear Andrew Street:

Enclosed are the analytical results for sample(s) received by the laboratory on February 08, 2022. The results relate only to the samples included in this report. Results reported herein conform to the applicable TNI/NELAC Standards and the laboratory's Quality Manual, where applicable, unless otherwise noted in the body of the report.

The test results provided in this final report were generated by each of the following laboratories within the Pace Network:

- Pace Analytical Services - Asheville
- Pace Analytical Services - Charlotte

If you have any questions concerning this report, please feel free to contact me.

Sincerely,

Angela M. Baioni

Angela Baioni
angela.baioni@pacelabs.com
(704)875-9092
Project Manager

Enclosures

cc: J Culbreath, Colonial Pipeline Company
Naomi Fretz, APEX Companies, LLC
Robert Hughes, Colonial Pipeline
Cameron Lee, Montrose-EPS
Jamie Moran, APEX Companies, LLC
Jeff Morrison, Colonial Pipeline Company
Tom Naumann, APEX Companies - NC
Joe Nicolette, Montrose-EPS
Kaitlyn Nootens, Apex Companies
Christopher Schultz, Apex Companies
Matt Teixeira, Apex Companies, LLC
Michael Verdon, Colonial Pipeline Company
JM Wyatt, Colonial Pipeline Company

REPORT OF LABORATORY ANALYSIS

This report shall not be reproduced, except in full,
without the written consent of Pace Analytical Services, LLC.

Pace Analytical Services, LLC
9800 Kincey Ave. Suite 100
Huntersville, NC 28078
(704)875-9092

CERTIFICATIONS

Project: 2020-L1-2448 Incident
Pace Project No.: 92586847

Pace Analytical Services Charlotte

South Carolina Laboratory ID: 99006
9800 Kincey Ave. Ste 100, Huntersville, NC 28078
North Carolina Drinking Water Certification #: 37706
North Carolina Field Services Certification #: 5342
North Carolina Wastewater Certification #: 12
South Carolina Laboratory ID: 99006
South Carolina Certification #: 99006001
South Carolina Drinking Water Cert. #: 99006003
Florida/NELAP Certification #: E87627
Kentucky UST Certification #: 84
Louisiana DoH Drinking Water #: LA029
Virginia/VELAP Certification #: 460221

Pace Analytical Services Asheville

2225 Riverside Drive, Asheville, NC 28804
Florida/NELAP Certification #: E87648
North Carolina Drinking Water Certification #: 37712
North Carolina Wastewater Certification #: 40
South Carolina Laboratory ID: 99030
South Carolina Certification #: 99030001
Virginia/VELAP Certification #: 460222

This report shall not be reproduced, except in full,
without the written consent of Pace Analytical Services, LLC.

Pace Analytical Services, LLC
9800 Kincey Ave. Suite 100
Huntersville, NC 28078
(704)875-9092

SAMPLE SUMMARY

Project: 2020-L1-2448 Incident
Pace Project No.: 92586847

Lab ID	Sample ID	Matrix	Date Collected	Date Received
92586847001	**13800_HC_RD**	Water	02/08/22 09:30	02/08/22 13:11

REPORT OF LABORATORY ANALYSIS

This report shall not be reproduced, except in full,
without the written consent of Pace Analytical Services, LLC.

Pace Analytical Services, LLC
9800 Kincey Ave. Suite 100
Huntersville, NC 28078
(704)875-9092

SAMPLE ANALYTE COUNT

Project: 2020-L1-2448 Incident
Pace Project No.: 92586847

Lab ID	Sample ID	Method	Analysts	Analytes Reported	Laboratory
92586847001	**13800_HC_RD**	MADEP VPH	MAD	6	PASI-C
		EPA 6010D	CBV	1	PASI-A
		SM 6200B	SAS	64	PASI-C

PASI-A = Pace Analytical Services - Asheville
PASI-C = Pace Analytical Services - Charlotte

This report shall not be reproduced, except in full,
without the written consent of Pace Analytical Services, LLC.

Pace Analytical Services, LLC
9800 Kincey Ave. Suite 100
Huntersville, NC 28078
(704)875-9092

ANALYTICAL RESULTS

Project: 2020-L1-2448 Incident
Pace Project No.: 92586847

Sample: 13800_HC_RD **Lab ID: 92586847001** Collected: 02/08/22 09:30 Received: 02/08/22 13:11 Matrix: Water

Parameters	Results	Units	Report Limit	MDL	DF	Prepared	Analyzed	CAS No.	Qual
VPH NC Water	Analytical Method: MADEP VPH Pace Analytical Services - Charlotte								
Total VPH (C5-C12)	ND	ug/L	50.0	50.0	1		02/09/22 04:20		N2
Aliphatic (C05-C08)	ND	ug/L	50.0	50.0	1		02/09/22 04:20		N2
Aliphatic(C09-C12) Adjusted	ND	ug/L	50.0	50.0	1		02/09/22 04:20		N2
Aromatic (C09-C10)	ND	ug/L	50.0	50.0	1		02/09/22 04:20		N2
Surrogates									
4-Bromofluorobenzene (FID) (S)	93	%	70-130		1		02/09/22 04:20	460-00-4	
4-Bromofluorobenzene (PID) (S)	86	%	70-130		1		02/09/22 04:20	460-00-4	
6010 MET ICP	Analytical Method: EPA 6010D Preparation Method: EPA 3010A Pace Analytical Services - Asheville								
Lead	**21.3**	ug/L	5.0	4.5	1	02/12/22 00:10	02/13/22 22:19	7439-92-1	
6200B MSV	Analytical Method: SM 6200B Pace Analytical Services - Charlotte								
Benzene	ND	ug/L	0.50	0.34	1		02/10/22 14:18	71-43-2	
Bromobenzene	ND	ug/L	0.50	0.29	1		02/10/22 14:18	108-86-1	
Bromochloromethane	ND	ug/L	0.50	0.47	1		02/10/22 14:18	74-97-5	
Bromodichloromethane	ND	ug/L	0.50	0.31	1		02/10/22 14:18	75-27-4	
Bromoform	ND	ug/L	0.50	0.34	1		02/10/22 14:18	75-25-2	
Bromomethane	ND	ug/L	5.0	1.7	1		02/10/22 14:18	74-83-9	IH
n-Butylbenzene	ND	ug/L	0.50	0.49	1		02/10/22 14:18	104-51-8	
sec-Butylbenzene	ND	ug/L	0.50	0.40	1		02/10/22 14:18	135-98-8	
tert-Butylbenzene	ND	ug/L	0.50	0.32	1		02/10/22 14:18	98-06-6	
Carbon tetrachloride	ND	ug/L	0.50	0.33	1		02/10/22 14:18	56-23-5	
Chlorobenzene	ND	ug/L	0.50	0.28	1		02/10/22 14:18	108-90-7	
Chloroethane	ND	ug/L	1.0	0.65	1		02/10/22 14:18	75-00-3	
Chloroform	ND	ug/L	0.50	0.35	1		02/10/22 14:18	67-66-3	
Chloromethane	ND	ug/L	1.0	0.54	1		02/10/22 14:18	74-87-3	
2-Chlorotoluene	ND	ug/L	0.50	0.32	1		02/10/22 14:18	95-49-8	
4-Chlorotoluene	ND	ug/L	0.50	0.32	1		02/10/22 14:18	106-43-4	
1,2-Dibromo-3-chloropropane	ND	ug/L	1.0	0.34	1		02/10/22 14:18	96-12-8	
Dibromochloromethane	ND	ug/L	0.50	0.36	1		02/10/22 14:18	124-48-1	
1,2-Dibromoethane (EDB)	ND	ug/L	0.50	0.27	1		02/10/22 14:18	106-93-4	
Dibromomethane	ND	ug/L	0.50	0.39	1		02/10/22 14:18	74-95-3	
1,2-Dichlorobenzene	ND	ug/L	0.50	0.34	1		02/10/22 14:18	95-50-1	
1,3-Dichlorobenzene	ND	ug/L	0.50	0.34	1		02/10/22 14:18	541-73-1	
1,4-Dichlorobenzene	ND	ug/L	0.50	0.33	1		02/10/22 14:18	106-46-7	
Dichlorodifluoromethane	ND	ug/L	0.50	0.35	1		02/10/22 14:18	75-71-8	
1,1-Dichloroethane	ND	ug/L	0.50	0.37	1		02/10/22 14:18	75-34-3	
1,2-Dichloroethane	ND	ug/L	0.50	0.32	1		02/10/22 14:18	107-06-2	
1,1-Dichloroethene	ND	ug/L	0.50	0.35	1		02/10/22 14:18	75-35-4	
cis-1,2-Dichloroethene	ND	ug/L	0.50	0.38	1		02/10/22 14:18	156-59-2	
trans-1,2-Dichloroethene	ND	ug/L	0.50	0.40	1		02/10/22 14:18	156-60-5	
1,2-Dichloropropane	ND	ug/L	0.50	0.36	1		02/10/22 14:18	78-87-5	
1,3-Dichloropropane	ND	ug/L	0.50	0.28	1		02/10/22 14:18	142-28-9	

REPORT OF LABORATORY ANALYSIS

This report shall not be reproduced, except in full,
without the written consent of Pace Analytical Services, LLC.

Pace Analytical Services, LLC
9800 Kincey Ave. Suite 100
Huntersville, NC 28078
(704)875-9092

ANALYTICAL RESULTS

Project: 2020-L1-2448 Incident
Pace Project No.: 92586847

Sample: 13800_HC_RD **Lab ID: 92586847001** Collected: 02/08/22 09:30 Received: 02/08/22 13:11 Matrix: Water

Parameters	Results	Units	Report Limit	MDL	DF	Prepared	Analyzed	CAS No.	Qual
6200B MSV	Analytical Method: SM 6200B Pace Analytical Services - Charlotte								
2,2-Dichloropropane	ND	ug/L	0.50	0.39	1		02/10/22 14:18	594-20-7	
1,1-Dichloropropene	ND	ug/L	0.50	0.43	1		02/10/22 14:18	563-58-6	
cis-1,3-Dichloropropene	ND	ug/L	0.50	0.36	1		02/10/22 14:18	10061-01-5	
trans-1,3-Dichloropropene	ND	ug/L	0.50	0.36	1		02/10/22 14:18	10061-02-6	
Diisopropyl ether	ND	ug/L	0.50	0.31	1		02/10/22 14:18	108-20-3	
Ethanol	ND	ug/L	200	72.2	1		02/10/22 14:18	64-17-5	
Ethylbenzene	ND	ug/L	0.50	0.30	1		02/10/22 14:18	100-41-4	
Hexachloro-1,3-butadiene	ND	ug/L	2.0	1.5	1		02/10/22 14:18	87-68-3	
Isopropylbenzene (Cumene)	ND	ug/L	0.50	0.33	1		02/10/22 14:18	98-82-8	
Methylene Chloride	ND	ug/L	2.0	2.0	1		02/10/22 14:18	75-09-2	
Methyl-tert-butyl ether	ND	ug/L	0.50	0.42	1		02/10/22 14:18	1634-04-4	
Naphthalene	ND	ug/L	2.0	0.64	1		02/10/22 14:18	91-20-3	
n-Propylbenzene	ND	ug/L	0.50	0.34	1		02/10/22 14:18	103-65-1	
Styrene	ND	ug/L	0.50	0.29	1		02/10/22 14:18	100-42-5	
1,1,1,2-Tetrachloroethane	ND	ug/L	0.50	0.31	1		02/10/22 14:18	630-20-6	
1,1,2,2-Tetrachloroethane	ND	ug/L	0.50	0.22	1		02/10/22 14:18	79-34-5	
Tetrachloroethene	ND	ug/L	0.50	0.29	1		02/10/22 14:18	127-18-4	
Toluene	ND	ug/L	0.50	0.48	1		02/10/22 14:18	108-88-3	
1,2,3-Trichlorobenzene	ND	ug/L	2.0	0.81	1		02/10/22 14:18	87-61-6	
1,2,4-Trichlorobenzene	ND	ug/L	2.0	0.64	1		02/10/22 14:18	120-82-1	
1,1,1-Trichloroethane	ND	ug/L	0.50	0.33	1		02/10/22 14:18	71-55-6	
1,1,2-Trichloroethane	ND	ug/L	0.50	0.32	1		02/10/22 14:18	79-00-5	
Trichloroethene	ND	ug/L	0.50	0.38	1		02/10/22 14:18	79-01-6	
Trichlorofluoromethane	ND	ug/L	1.0	0.30	1		02/10/22 14:18	75-69-4	
1,2,3-Trichloropropane	ND	ug/L	0.50	0.26	1		02/10/22 14:18	96-18-4	
1,2,4-Trimethylbenzene	ND	ug/L	0.50	0.50	1		02/10/22 14:18	95-63-6	
1,3,5-Trimethylbenzene	ND	ug/L	0.50	0.33	1		02/10/22 14:18	108-67-8	
Vinyl chloride	ND	ug/L	1.0	0.39	1		02/10/22 14:18	75-01-4	
m&p-Xylene	ND	ug/L	1.0	0.71	1		02/10/22 14:18	179601-23-1	
o-Xylene	ND	ug/L	0.50	0.34	1		02/10/22 14:18	95-47-6	
Surrogates									
1,2-Dichloroethane-d4 (S)	92	%	70-130		1		02/10/22 14:18	17060-07-0	
4-Bromofluorobenzene (S)	97	%	70-130		1		02/10/22 14:18	460-00-4	
Toluene-d8 (S)	100	%	70-130		1		02/10/22 14:18	2037-26-5	

REPORT OF LABORATORY ANALYSIS

This report shall not be reproduced, except in full,
without the written consent of Pace Analytical Services, LLC.

Pace Analytical Services, LLC
9800 Kincey Ave. Suite 100
Huntersville, NC 28078
(704)875-9092

QUALITY CONTROL DATA

Project: 2020-L1-2448 Incident
Pace Project No.: 92586847

QC Batch: 676875
QC Batch Method: MADEP VPH
Analysis Method: MADEP VPH
Analysis Description: VPH NC Water
Laboratory: Pace Analytical Services - Charlotte
Associated Lab Samples: 92586847001

METHOD BLANK: 3542854 Matrix: Water
Associated Lab Samples: 92586847001

Parameter	Units	Blank Result	Reporting Limit	MDL	Analyzed	Qualifiers
Aliphatic (C05-C08)	ug/L	ND	50.0	50.0	02/08/22 20:09	N2
Aromatic (C09-C10)	ug/L	ND	50.0	50.0	02/08/22 20:09	N2
4-Bromofluorobenzene (FID) (S)	%	100	70-130		02/08/22 20:09	
4-Bromofluorobenzene (PID) (S)	%	92	70-130		02/08/22 20:09	

LABORATORY CONTROL SAMPLE & LCSD: 3542855 3542856

Parameter	Units	Spike Conc.	LCS Result	LCSD Result	LCS % Rec	LCSD % Rec	% Rec Limits	RPD	Max RPD	Qualifiers
Aliphatic (C05-C08)	ug/L	300	381	370	127	123	70-130	3	25	N2
Aromatic (C09-C10)	ug/L	100	93.8	93.0	94	93	70-130	1	25	N2
4-Bromofluorobenzene (FID) (S)	%				98	99	70-130			
4-Bromofluorobenzene (PID) (S)	%				90	91	70-130			

Results presented on this page are in the units indicated by the "Units" column except where an alternate unit is presented to the right of the result.

REPORT OF LABORATORY ANALYSIS

This report shall not be reproduced, except in full,
without the written consent of Pace Analytical Services, LLC.

Pace Analytical Services, LLC
9800 Kincey Ave. Suite 100
Huntersville, NC 28078
(704)875-9092

QUALITY CONTROL DATA

Project: 2020-L1-2448 Incident
Pace Project No.: 92586847

QC Batch: 677879
QC Batch Method: EPA 3010A
Analysis Method: EPA 6010D
Analysis Description: 6010 MET
Laboratory: Pace Analytical Services - Asheville
Associated Lab Samples: 92586847001

METHOD BLANK: 3548041 Matrix: Water
Associated Lab Samples: 92586847001

Parameter	Units	Blank Result	Reporting Limit	MDL	Analyzed	Qualifiers
Lead	ug/L	ND	5.0	4.5	02/13/22 22:12	

LABORATORY CONTROL SAMPLE: 3548042

Parameter	Units	Spike Conc.	LCS Result	LCS % Rec	% Rec Limits	Qualifiers
Lead	ug/L	500	500	100	80-120	

MATRIX SPIKE & MATRIX SPIKE DUPLICATE: 3548043 3548044

Parameter	Units	92586847001 Result	MS Spike Conc.	MSD Spike Conc.	MS Result	MSD Result	MS % Rec	MSD % Rec	% Rec Limits	RPD	Max RPD	Qual
Lead	ug/L	21.3	500	500	528	522	101	100	75-125	1	20	

Results presented on this page are in the units indicated by the "Units" column except where an alternate unit is presented to the right of the result.

REPORT OF LABORATORY ANALYSIS

This report shall not be reproduced, except in full,
without the written consent of Pace Analytical Services, LLC.

Pace Analytical Services, LLC
9800 Kincey Ave. Suite 100
Huntersville, NC 28078
(704)875-9092

QUALITY CONTROL DATA

Project: 2020-L1-2448 Incident
Pace Project No.: 92586847

QC Batch: 677123
QC Batch Method: SM 6200B
Analysis Method: SM 6200B
Analysis Description: 6200B MSV
Laboratory: Pace Analytical Services - Charlotte

Associated Lab Samples: 92586847001

METHOD BLANK: 3543836 Matrix: Water
Associated Lab Samples: 92586847001

Parameter	Units	Blank Result	Reporting Limit	MDL	Analyzed	Qualifiers
1,1,1,2-Tetrachloroethane	ug/L	ND	0.50	0.31	02/10/22 10:42	
1,1,1-Trichloroethane	ug/L	ND	0.50	0.33	02/10/22 10:42	
1,1,2,2-Tetrachloroethane	ug/L	ND	0.50	0.22	02/10/22 10:42	
1,1,2-Trichloroethane	ug/L	ND	0.50	0.32	02/10/22 10:42	
1,1-Dichloroethane	ug/L	ND	0.50	0.37	02/10/22 10:42	
1,1-Dichloroethene	ug/L	ND	0.50	0.35	02/10/22 10:42	
1,1-Dichloropropene	ug/L	ND	0.50	0.43	02/10/22 10:42	
1,2,3-Trichlorobenzene	ug/L	ND	2.0	0.81	02/10/22 10:42	
1,2,3-Trichloropropane	ug/L	ND	0.50	0.26	02/10/22 10:42	
1,2,4-Trichlorobenzene	ug/L	ND	2.0	0.64	02/10/22 10:42	
1,2,4-Trimethylbenzene	ug/L	ND	0.50	0.50	02/10/22 10:42	
1,2-Dibromo-3-chloropropane	ug/L	ND	1.0	0.34	02/10/22 10:42	
1,2-Dibromoethane (EDB)	ug/L	ND	0.50	0.27	02/10/22 10:42	
1,2-Dichlorobenzene	ug/L	ND	0.50	0.34	02/10/22 10:42	
1,2-Dichloroethane	ug/L	ND	0.50	0.32	02/10/22 10:42	
1,2-Dichloropropane	ug/L	ND	0.50	0.36	02/10/22 10:42	
1,3,5-Trimethylbenzene	ug/L	ND	0.50	0.33	02/10/22 10:42	
1,3-Dichlorobenzene	ug/L	ND	0.50	0.34	02/10/22 10:42	
1,3-Dichloropropane	ug/L	ND	0.50	0.28	02/10/22 10:42	
1,4-Dichlorobenzene	ug/L	ND	0.50	0.33	02/10/22 10:42	
2,2-Dichloropropane	ug/L	ND	0.50	0.39	02/10/22 10:42	
2-Chlorotoluene	ug/L	ND	0.50	0.32	02/10/22 10:42	
4-Chlorotoluene	ug/L	ND	0.50	0.32	02/10/22 10:42	
Benzene	ug/L	ND	0.50	0.34	02/10/22 10:42	
Bromobenzene	ug/L	ND	0.50	0.29	02/10/22 10:42	
Bromochloromethane	ug/L	ND	0.50	0.47	02/10/22 10:42	
Bromodichloromethane	ug/L	ND	0.50	0.31	02/10/22 10:42	
Bromoform	ug/L	ND	0.50	0.34	02/10/22 10:42	
Bromomethane	ug/L	ND	5.0	1.7	02/10/22 10:42	IH
Carbon tetrachloride	ug/L	ND	0.50	0.33	02/10/22 10:42	
Chlorobenzene	ug/L	ND	0.50	0.28	02/10/22 10:42	
Chloroethane	ug/L	ND	1.0	0.65	02/10/22 10:42	
Chloroform	ug/L	ND	0.50	0.35	02/10/22 10:42	
Chloromethane	ug/L	ND	1.0	0.54	02/10/22 10:42	
cis-1,2-Dichloroethene	ug/L	ND	0.50	0.38	02/10/22 10:42	
cis-1,3-Dichloropropene	ug/L	ND	0.50	0.36	02/10/22 10:42	
Dibromochloromethane	ug/L	ND	0.50	0.36	02/10/22 10:42	
Dibromomethane	ug/L	ND	0.50	0.39	02/10/22 10:42	
Dichlorodifluoromethane	ug/L	ND	0.50	0.35	02/10/22 10:42	
Diisopropyl ether	ug/L	ND	0.50	0.31	02/10/22 10:42	

Results presented on this page are in the units indicated by the "Units" column except where an alternate unit is presented to the right of the result.

REPORT OF LABORATORY ANALYSIS

This report shall not be reproduced, except in full,
without the written consent of Pace Analytical Services, LLC.

Pace Analytical Services, LLC
9800 Kincey Ave. Suite 100
Huntersville, NC 28078
(704)875-9092

QUALITY CONTROL DATA

Project: 2020-L1-2448 Incident
Pace Project No.: 92586847

METHOD BLANK: 3543836 Matrix: Water
Associated Lab Samples: 92586847001

Parameter	Units	Blank Result	Reporting Limit	MDL	Analyzed	Qualifiers
Ethanol	ug/L	ND	200	72.2	02/10/22 10:42	
Ethylbenzene	ug/L	ND	0.50	0.30	02/10/22 10:42	
Hexachloro-1,3-butadiene	ug/L	ND	2.0	1.5	02/10/22 10:42	
Isopropylbenzene (Cumene)	ug/L	ND	0.50	0.33	02/10/22 10:42	
m&p-Xylene	ug/L	ND	1.0	0.71	02/10/22 10:42	
Methyl-tert-butyl ether	ug/L	ND	0.50	0.42	02/10/22 10:42	
Methylene Chloride	ug/L	ND	2.0	2.0	02/10/22 10:42	
n-Butylbenzene	ug/L	ND	0.50	0.49	02/10/22 10:42	
n-Propylbenzene	ug/L	ND	0.50	0.34	02/10/22 10:42	
Naphthalene	ug/L	ND	2.0	0.64	02/10/22 10:42	
o-Xylene	ug/L	ND	0.50	0.34	02/10/22 10:42	
sec-Butylbenzene	ug/L	ND	0.50	0.40	02/10/22 10:42	
Styrene	ug/L	ND	0.50	0.29	02/10/22 10:42	
tert-Butylbenzene	ug/L	ND	0.50	0.32	02/10/22 10:42	
Tetrachloroethene	ug/L	ND	0.50	0.29	02/10/22 10:42	
Toluene	ug/L	ND	0.50	0.48	02/10/22 10:42	
trans-1,2-Dichloroethene	ug/L	ND	0.50	0.40	02/10/22 10:42	
trans-1,3-Dichloropropene	ug/L	ND	0.50	0.36	02/10/22 10:42	
Trichloroethene	ug/L	ND	0.50	0.38	02/10/22 10:42	
Trichlorofluoromethane	ug/L	ND	1.0	0.30	02/10/22 10:42	
Vinyl chloride	ug/L	ND	1.0	0.39	02/10/22 10:42	
1,2-Dichloroethane-d4 (S)	%	93	70-130		02/10/22 10:42	
4-Bromofluorobenzene (S)	%	95	70-130		02/10/22 10:42	
Toluene-d8 (S)	%	100	70-130		02/10/22 10:42	

LABORATORY CONTROL SAMPLE: 3543837

Parameter	Units	Spike Conc.	LCS Result	LCS % Rec	% Rec Limits	Qualifiers
1,1,1,2-Tetrachloroethane	ug/L	50	50.5	101	60-140	
1,1,1-Trichloroethane	ug/L	50	46.1	92	60-140	
1,1,2,2-Tetrachloroethane	ug/L	50	49.5	99	60-140	
1,1,2-Trichloroethane	ug/L	50	48.7	97	60-140	
1,1-Dichloroethane	ug/L	50	44.9	90	60-140	
1,1-Dichloroethene	ug/L	50	44.3	89	60-140	
1,1-Dichloropropene	ug/L	50	45.4	91	60-140	
1,2,3-Trichlorobenzene	ug/L	50	48.3	97	60-140	
1,2,3-Trichloropropane	ug/L	50	46.1	92	60-140	
1,2,4-Trichlorobenzene	ug/L	50	48.2	96	60-140	
1,2,4-Trimethylbenzene	ug/L	50	45.0	90	60-140	
1,2-Dibromo-3-chloropropane	ug/L	50	58.6	117	60-140	
1,2-Dibromoethane (EDB)	ug/L	50	50.3	101	60-140	
1,2-Dichlorobenzene	ug/L	50	45.3	91	60-140	
1,2-Dichloroethane	ug/L	50	44.1	88	60-140	
1,2-Dichloropropane	ug/L	50	48.7	97	60-140	

Results presented on this page are in the units indicated by the "Units" column except where an alternate unit is presented to the right of the result.

REPORT OF LABORATORY ANALYSIS

This report shall not be reproduced, except in full,
without the written consent of Pace Analytical Services, LLC.

Pace Analytical Services, LLC
9800 Kincey Ave. Suite 100
Huntersville, NC 28078
(704)875-9092

QUALITY CONTROL DATA

Project: 2020-L1-2448 Incident
Pace Project No.: 92586847

LABORATORY CONTROL SAMPLE: 3543837

Parameter	Units	Spike Conc.	LCS Result	LCS % Rec	% Rec Limits	Qualifiers
1,3,5-Trimethylbenzene	ug/L	50	45.3	91	60-140	
1,3-Dichlorobenzene	ug/L	50	48.4	97	60-140	
1,3-Dichloropropane	ug/L	50	47.3	95	60-140	
1,4-Dichlorobenzene	ug/L	50	45.5	91	60-140	
2,2-Dichloropropane	ug/L	50	46.3	93	60-140	
2-Chlorotoluene	ug/L	50	45.6	91	60-140	
4-Chlorotoluene	ug/L	50	44.4	89	60-140	
Benzene	ug/L	50	45.6	91	60-140	
Bromobenzene	ug/L	50	46.7	93	60-140	
Bromochloromethane	ug/L	50	48.3	97	60-140	
Bromodichloromethane	ug/L	50	49.8	100	60-140	
Bromoform	ug/L	50	55.8	112	60-140	
Bromomethane	ug/L	50	64.9	130	60-140	IH
Carbon tetrachloride	ug/L	50	49.2	98	60-140	
Chlorobenzene	ug/L	50	46.8	94	60-140	
Chloroethane	ug/L	50	39.3	79	60-140	
Chloroform	ug/L	50	43.4	87	60-140	
Chloromethane	ug/L	50	50.9	102	60-140	
cis-1,2-Dichloroethene	ug/L	50	45.7	91	60-140	
cis-1,3-Dichloropropene	ug/L	50	50.4	101	60-140	
Dibromochloromethane	ug/L	50	51.7	103	60-140	
Dibromomethane	ug/L	50	51.8	104	60-140	
Dichlorodifluoromethane	ug/L	50	58.9	118	60-140	
Diisopropyl ether	ug/L	50	41.4	83	60-140	
Ethanol	ug/L	2000	1920	96	60-140	
Ethylbenzene	ug/L	50	45.5	91	60-140	
Hexachloro-1,3-butadiene	ug/L	50	53.9	108	60-140	
Isopropylbenzene (Cumene)	ug/L	50	46.6	93	60-140	
m&p-Xylene	ug/L	100	92.9	93	60-140	
Methyl-tert-butyl ether	ug/L	50	43.4	87	60-140	
Methylene Chloride	ug/L	50	46.8	94	60-140	
n-Butylbenzene	ug/L	50	45.5	91	60-140	
n-Propylbenzene	ug/L	50	45.3	91	60-140	
Naphthalene	ug/L	50	47.6	95	60-140	
o-Xylene	ug/L	50	48.5	97	60-140	
sec-Butylbenzene	ug/L	50	46.0	92	60-140	
Styrene	ug/L	50	50.0	100	60-140	
tert-Butylbenzene	ug/L	50	38.9	78	60-140	
Tetrachloroethene	ug/L	50	47.8	96	60-140	
Toluene	ug/L	50	46.2	92	60-140	
trans-1,2-Dichloroethene	ug/L	50	45.8	92	60-140	
trans-1,3-Dichloropropene	ug/L	50	51.0	102	60-140	
Trichloroethene	ug/L	50	48.5	97	60-140	
Trichlorofluoromethane	ug/L	50	41.0	82	60-140	
Vinyl chloride	ug/L	50	51.8	104	60-140	
1,2-Dichloroethane-d4 (S)	%			94	70-130	
4-Bromofluorobenzene (S)	%			100	70-130	

Results presented on this page are in the units indicated by the "Units" column except where an alternate unit is presented to the right of the result.

REPORT OF LABORATORY ANALYSIS

This report shall not be reproduced, except in full,
without the written consent of Pace Analytical Services, LLC.

Pace Analytical Services, LLC
9800 Kincey Ave. Suite 100
Huntersville, NC 28078
(704)875-9092

QUALITY CONTROL DATA

Project: 2020-L1-2448 Incident
Pace Project No.: 92586847

LABORATORY CONTROL SAMPLE: 3543837

Parameter	Units	Spike Conc.	LCS Result	LCS % Rec	% Rec Limits	Qualifiers
Toluene-d8 (S)	%			101	70-130	

MATRIX SPIKE & MATRIX SPIKE DUPLICATE: 3543838 3543839

Parameter	Units	92586277011 Result	MS Spike Conc.	MSD Spike Conc.	MS Result	MSD Result	MS % Rec	MSD % Rec	% Rec Limits	RPD	Max RPD	Qual
1,1,1,2-Tetrachloroethane	ug/L	ND	20	20	14.7	21.0	74	105	60-140	35	30	R1
1,1,1-Trichloroethane	ug/L	ND	20	20	14.0	19.0	70	95	60-140	31	30	R1
1,1,2,2-Tetrachloroethane	ug/L	ND	20	20	13.9	20.0	69	100	60-140	36	30	R1
1,1,2-Trichloroethane	ug/L	ND	20	20	14.3	20.4	71	102	60-140	35	30	R1
1,1-Dichloroethane	ug/L	ND	20	20	13.3	19.0	66	95	60-140	36	30	R1
1,1-Dichloroethene	ug/L	ND	20	20	13.6	18.5	68	92	60-140	31	30	R1
1,1-Dichloropropene	ug/L	ND	20	20	14.4	18.8	72	94	60-140	26	30	
1,2,3-Trichlorobenzene	ug/L	ND	20	20	14.8	18.5	74	93	60-140	22	30	
1,2,3-Trichloropropane	ug/L	ND	20	20	13.3	18.4	67	92	60-140	32	30	R1
1,2,4-Trichlorobenzene	ug/L	ND	20	20	15.0	18.9	75	95	60-140	23	30	
1,2,4-Trimethylbenzene	ug/L	3.8	20	20	16.7	20.8	65	85	60-140	22	30	
1,2-Dibromo-3-chloropropane	ug/L	ND	20	20	16.0	22.8	80	114	60-140	35	30	R1
1,2-Dibromoethane (EDB)	ug/L	ND	20	20	14.1	20.6	71	103	60-140	37	30	R1
1,2-Dichlorobenzene	ug/L	ND	20	20	12.5	17.1	62	86	60-140	31	30	R1
1,2-Dichloroethane	ug/L	ND	20	20	13.0	18.5	65	93	60-140	35	30	R1
1,2-Dichloropropane	ug/L	ND	20	20	13.8	19.7	69	99	60-140	36	30	R1
1,3,5-Trimethylbenzene	ug/L	0.91	20	20	14.5	19.2	68	91	60-140	28	30	
1,3-Dichlorobenzene	ug/L	ND	20	20	13.5	18.3	67	91	60-140	30	30	
1,3-Dichloropropane	ug/L	ND	20	20	13.9	19.5	69	98	60-140	34	30	R1
1,4-Dichlorobenzene	ug/L	ND	20	20	13.1	17.7	66	89	60-140	30	30	
2,2-Dichloropropane	ug/L	ND	20	20	13.9	19.3	69	97	60-140	33	30	R1
2-Chlorotoluene	ug/L	ND	20	20	12.9	18.4	64	92	60-140	35	30	R1
4-Chlorotoluene	ug/L	ND	20	20	12.5	17.5	63	88	60-140	33	30	R1
Benzene	ug/L	ND	20	20	13.6	19.4	68	97	60-140	35	30	R1
Bromobenzene	ug/L	ND	20	20	13.3	18.8	67	94	60-140	34	30	R1
Bromochloromethane	ug/L	ND	20	20	14.2	20.2	71	101	60-140	35	30	R1
Bromodichloromethane	ug/L	ND	20	20	13.8	20.2	69	101	60-140	38	30	R1
Bromoform	ug/L	ND	20	20	14.6	20.9	73	104	60-140	35	30	R1
Bromomethane	ug/L	ND	20	20	25.8	30.3	129	152	60-140	16	30	IH,M1
Carbon tetrachloride	ug/L	ND	20	20	15.2	19.7	76	98	60-140	26	30	
Chlorobenzene	ug/L	ND	20	20	13.5	19.4	68	97	60-140	36	30	R1
Chloroethane	ug/L	ND	20	20	16.3	21.4	82	107	60-140	27	30	
Chloroform	ug/L	2.6	20	20	15.7	21.0	66	92	60-140	29	30	
Chloromethane	ug/L	ND	20	20	16.9	22.5	84	113	60-140	29	30	
cis-1,2-Dichloroethene	ug/L	ND	20	20	13.6	19.0	68	95	60-140	33	30	R1
cis-1,3-Dichloropropene	ug/L	ND	20	20	14.3	20.4	71	102	60-140	36	30	R1
Dibromochloromethane	ug/L	ND	20	20	13.9	20.2	70	101	60-140	37	30	R1
Dibromomethane	ug/L	ND	20	20	14.6	22.0	73	110	60-140	40	30	R1

Results presented on this page are in the units indicated by the "Units" column except where an alternate unit is presented to the right of the result.

REPORT OF LABORATORY ANALYSIS

This report shall not be reproduced, except in full,
without the written consent of Pace Analytical Services, LLC.

Pace Analytical Services, LLC
9800 Kincey Ave. Suite 100
Huntersville, NC 28078
(704)875-9092

QUALITY CONTROL DATA

Project: 2020-L1-2448 Incident
Pace Project No.: 92586847

MATRIX SPIKE & MATRIX SPIKE DUPLICATE: 3543838 3543839

Parameter	Units	92586277011 Result	MS Spike Conc.	MSD Spike Conc.	MS Result	MSD Result	MS % Rec	MSD % Rec	% Rec Limits	RPD	Max RPD	Qual
Dichlorodifluoromethane	ug/L	ND	20	20	20.9	23.3	104	117	60-140	11	30	
Diisopropyl ether	ug/L	ND	20	20	11.8	17.2	59	86	60-140	37	30	M1,R1
Ethanol	ug/L	ND	800	800	504	767	63	96	60-140	41	30	R1
Ethylbenzene	ug/L	ND	20	20	13.7	19.4	69	97	60-140	34	30	R1
Hexachloro-1,3-butadiene	ug/L	ND	20	20	19.8	22.2	99	111	60-140	12	30	
Isopropylbenzene (Cumene)	ug/L	0.51	20	20	14.9	19.7	72	96	60-140	28	30	
m&p-Xylene	ug/L	ND	40	40	27.0	38.1	67	95	60-140	34	30	R1
Methyl-tert-butyl ether	ug/L	ND	20	20	12.5	18.5	62	93	60-140	39	30	R1
Methylene Chloride	ug/L	ND	20	20	12.6	19.3	63	96	60-140	41	30	R1
n-Butylbenzene	ug/L	ND	20	20	15.4	18.7	77	94	60-140	19	30	
n-Propylbenzene	ug/L	1.7	20	20	15.1	20.0	67	92	60-140	28	30	
Naphthalene	ug/L	ND	20	20	13.5	16.7	66	82	60-140	22	30	
o-Xylene	ug/L	ND	20	20	14.3	19.7	72	98	60-140	32	30	R1
sec-Butylbenzene	ug/L	0.60	20	20	15.1	19.1	73	93	60-140	23	30	
Styrene	ug/L	ND	20	20	13.4	19.5	67	97	60-140	37	30	R1
tert-Butylbenzene	ug/L	ND	20	20	12.2	15.9	61	80	60-140	26	30	
Tetrachloroethene	ug/L	0.53	20	20	15.2	20.2	73	98	60-140	28	30	
Toluene	ug/L	ND	20	20	13.6	19.3	68	97	60-140	35	30	R1
trans-1,2-Dichloroethene	ug/L	ND	20	20	13.7	19.0	69	95	60-140	32	30	R1
trans-1,3-Dichloropropene	ug/L	ND	20	20	14.0	20.3	70	101	60-140	36	30	R1
Trichloroethene	ug/L	ND	20	20	14.5	20.1	72	100	60-140	32	30	R1
Trichlorofluoromethane	ug/L	ND	20	20	14.4	17.2	72	86	60-140	18	30	
Vinyl chloride	ug/L	ND	20	20	16.3	21.8	81	109	60-140	29	30	
1,2-Dichloroethane-d4 (S)	%						91	92	70-130			
4-Bromofluorobenzene (S)	%						100	99	70-130			
Toluene-d8 (S)	%						101	99	70-130			

Results presented on this page are in the units indicated by the "Units" column except where an alternate unit is presented to the right of the result.

REPORT OF LABORATORY ANALYSIS

This report shall not be reproduced, except in full,
without the written consent of Pace Analytical Services, LLC.

Pace Analytical Services, LLC
9800 Kincey Ave. Suite 100
Huntersville, NC 28078
(704)875-9092

QUALIFIERS

Project: 2020-L1-2448 Incident
Pace Project No.: 92586847

DEFINITIONS

DF - Dilution Factor, if reported, represents the factor applied to the reported data due to dilution of the sample aliquot.

ND - Not Detected at or above adjusted reporting limit.

TNTC - Too Numerous To Count

J - Estimated concentration above the adjusted method detection limit and below the adjusted reporting limit.

MDL - Adjusted Method Detection Limit.

PQL - Practical Quantitation Limit.

RL - Reporting Limit - The lowest concentration value that meets project requirements for quantitative data with known precision and bias for a specific analyte in a specific matrix.

S - Surrogate

1,2-Diphenylhydrazine decomposes to and cannot be separated from Azobenzene using Method 8270. The result for each analyte is a combined concentration.

Consistent with EPA guidelines, unrounded data are displayed and have been used to calculate % recovery and RPD values.

LCS(D) - Laboratory Control Sample (Duplicate)

MS(D) - Matrix Spike (Duplicate)

DUP - Sample Duplicate

RPD - Relative Percent Difference

NC - Not Calculable.

SG - Silica Gel - Clean-Up

U - Indicates the compound was analyzed for, but not detected.

Acid preservation may not be appropriate for 2 Chloroethylvinyl ether.

A separate vial preserved to a pH of 4-5 is recommended in SW846 Chapter 4 for the analysis of Acrolein and Acrylonitrile by EPA Method 8260.

N-Nitrosodiphenylamine decomposes and cannot be separated from Diphenylamine using Method 8270. The result reported for each analyte is a combined concentration.

Reported results are not rounded until the final step prior to reporting. Therefore, calculated parameters that are typically reported as "Total" may vary slightly from the sum of the reported component parameters.

Pace Analytical is TNI accredited. Contact your Pace PM for the current list of accredited analytes.

TNI - The NELAC Institute.

ANALYTE QUALIFIERS

IH	This analyte exceeded secondary source verification criteria high for the initial calibration. The reported results should be considered an estimated value.
M1	Matrix spike recovery exceeded QC limits. Batch accepted based on laboratory control sample (LCS) recovery.
N2	The lab does not hold NELAC/TNI accreditation for this parameter but other accreditations/certifications may apply. A complete list of accreditations/certifications is available upon request.
R1	RPD value was outside control limits.

This report shall not be reproduced, except in full,
without the written consent of Pace Analytical Services, LLC.

Pace Analytical Services, LLC
9800 Kincey Ave. Suite 100
Huntersville, NC 28078
(704)875-9092

QUALITY CONTROL DATA CROSS REFERENCE TABLE

Project: 2020-L1-2448 Incident
Pace Project No.: 92586847

Lab ID	Sample ID	QC Batch Method	QC Batch	Analytical Method	Analytical Batch
92586847001	**13800_HC_RD**	MADEP VPH	676875		
92586847001	**13800_HC_RD**	EPA 3010A	677879	EPA 6010D	677898
92586847001	**13800_HC_RD**	SM 6200B	677123		

This report shall not be reproduced, except in full,
without the written consent of Pace Analytical Services, LLC.

Pace Analytical

CHAIN-OF-CUSTODY Analytical Request Document

Chain-of-Custody is a LEGAL DOCUMENT - Complete all relevent fields

WO# : 92586847

92586847

List Pace Workorder Number or ere

LAB USE ONLY

oject Manager:

Company: Apex Companies	Billing Information:
Address:	
Report To: Andrew Street	Email To: andrew.street@apexcos.com
Copy To:	Site Collection Info/Address: 13800 Huntersville Concord Rd.
Customer Project Name/Number: 2020-LI-2448	State: NC County/City: Huntersville Time Zone Collected: [ ] PT [ ] MT [ ] CT [ ] ET
Phone: Email:	Site/Facility ID #: Compliance Monitoring? [ ] Yes [ ] No
Collected By (print): Matt T.	Purchase Order #: Quote #: DW PWS ID #: DW Location Code:
Collected By (signature):	Turnaround Date Required: ASAP Immediately Packed on Ice: [ ] Yes [ ] No
Sample Disposal: [ ] Dispose as appropriate [ ] Return [ ] Archive: [ ] Hold:	Rush: [ ] Same Day [ ] Next Day [ ] 2 Day [ ] 3 Day [ ] 4 Day [ ] 5 Day (Expedite Charges Apply) Field Filtered (if applicable): [ ] Yes [ ] No Analysis:

** Preservative Types: (1) nitric acid, (2) sulfuric acid, (3) hydrochloric acid, (4) sodium hydroxide, (5) zinc acetate, (6) methanol, (7) sodium bisulfate, (8) sodium thiosulfate, (9) hexane, (A) ascorbic acid, (B) ammonium sulfate, (C) ammonium hydroxide, (D) TSP, (U) Unpreserved, (O) Other _____

* Matrix Codes (Insert in Matrix box below): Drinking Water (DW), Ground Water (GW), Wastewater (WW), Product (P), Soil/Solid (SL), Oil (OL), Wipe (WP), Air (AR), Tissue (TS), Bioassay (B), Vapor (V), Other (OT)

Customer Sample ID	Matrix *	Comp / Grab	Collected (or Composite Start) Date	Collected (or Composite Start) Time	Composite End Date	Composite End Time	Res Cl	# of Ctns	VOCs 6200B	MADEP VPH	LEAD							Lab Sample # / Comments
13800_HC_RD	DW	G	2-8-22	0930				8	x	x	x							92586847 001

Lab Profile/Line:

Lab Sample Receipt Checklist:

Custody Seals Present/Intact	Y	(N)	NA
Custody Signatures Present	(Y)	N	NA
Collector Signature Present	(Y)	N	NA
Bottles Intact	(Y)	N	NA
Correct Bottles	(Y)	N	NA
Sufficient Volume	(Y)	N	NA
Samples Received on Ice	(Y)	N	NA
VOA - Headspace Acceptable	(Y)	N	NA
USDA Regulated Soils	Y	N	(NA)
Samples in Holding Time	(Y)	N	NA
Residual Chlorine Present	Y	N	(NA)
Cl Strips:			
Sample pH Acceptable	(Y)	N	NA
pH Strips: 223819AV			
Sulfide Present	Y	N	(NA)
Lead Acetate Strips:			

LAB USE ONLY:
Lab Sample # / Comments:

92586847 001

Customer Remarks / Special Conditions / Possible Hazards:

Type of Ice Used: (Wet) Blue Dry None

Packing Material Used: b. bags

Radchem sample(s) screened (<500 cpm): Y N (NA)

SHORT HOLDS PRESENT (<72 hours): Y (N) N/A

Lab Tracking #: 2632568

Samples received via: FEDEX UPS (Client) Courier Pace Courier

Lab Sample Temperature Info:
Temp Blank Received: Y (N) NA
Therm ID#: IR92T064
Cooler 1 Temp Upon Receipt: 4.3 oC
Cooler 1 Therm Corr. Factor: 0 oC
Cooler 1 Corrected Temp: 4.5 oC
Comments:

Relinquished by/Company: (Signature)	Date/Time:	Received by/Company: (Signature)	Date/Time:
Zac / Apex	2-8-22 / 1311	PACEHVL	2/8/22 13:11
Relinquished by/Company: (Signature)	Date/Time:	Received by/Company: (Signature)	Date/Time:
Relinquished by/Company: (Signature)	Date/Time:	Received by/Company: (Signature)	Date/Time:

MTJL LAB USE ONLY
Table #:
Acctnum:
Template:
Prelogin:
PM:
PB:

Trip Blank Received: Y (N) NA
HCL MeOH TSP Other

Non Conformance(s): YES / (NO)

Page: _____ of: _____

Pace Analytical®	Document Name: Bottle Identification Form (BIF)	Document Issued: November 15, 2021 Page 1 of 1
	Document No.: F-CAR-CS-043-Rev.01	Issuing Authority: Pace Carolinas Quality Office

***Check mark top half of box if pH and/or dechlorination is verified and within the acceptance range for preservation samples.**

Exceptions: VOA, Coliform, TOC, Oil and Grease, DRO/8015 (water) DOC, LLHg

****Bottom half of box is to list number of bottles**

Project # **WO# : 92586847**

PM: AMB Due Date: 02/15/22

CLIENT: 92-APEX MOOR

Matrix	Item#	BP4U-125 mL Plastic Unpreserved (N/A) (Cl-)	BP3U-250 mL Plastic Unpreserved (N/A)	BP2U-500 mL Plastic Unpreserved (N/A)	BP1U-1 liter Plastic Unpreserved (N/A).	BP4S-125 mL Plastic H2SO4 (pH < 2) (Cl-)	BP3N-250 mL plastic HNO3 (pH < 2)	BP4Z-125 mL Plastic ZN Acetate & NaOH (>9)	BP4B-125 mL Plastic NaOH (pH > 12) (Cl-)	WGFU-Wide-mouthed Glass jar Unpreserved	AG1U-1 liter Amber Unpreserved (N/A) (Cl-)	AG1H-1 liter Amber HCl (pH < 2)	AG3U-250 mL Amber Unpreserved (N/A) (Cl-)	AG1S-1 liter Amber H2SO4 (pH < 2)	AG3S-250 mL Amber H2SO4 (pH < 2)	AG3A(DG3A)-250 mL Amber NH4Cl (N/A)(Cl-)	DG9H-40 mL VOA HCl (N/A)	VG9T-40 mL VOA Na2S2O3 (N/A)	VG9U-40 mL VOA Unpreserved (N/A)	DG9P-40 mL VOA H3PO4 (N/A)	VOAK (3 vials per kit)-5035 kit (N/A)	V/GK (3 vials per kit)-VPH/Gas kit (N/A)	SP5T-125 mL Sterile Plastic (N/A – lab)	SP2T-250 mL Sterile Plastic (N/A – lab)		BP3A-250 mL Plastic (NH2)2SO4 (9.3-9.7)	AGOU-100 mL Amber Unpreserved vials (N/A)	VSGU-20 mL Scintillation vials (N/A)	DG9U-40 mL Amber Unpreserved vials (N/A)
	1						1 ✓										7													
	2																													
	3																													
	4																													
	5																													
	6																													
	7																													
	8																													
	9																													
	10																													
	11																													
	12																													

pH Adjustment Log for Preserved Samples

Sample ID	Type of Preservative	pH upon receipt	Date preservation adjusted	Time preservation adjusted	Amount of Preservative added	Lot #

Note: Whenever there is a discrepancy affecting North Carolina compliance samples, a copy of this form will be sent to the North Carolina DEHNR Certification Office (i.e. Out of hold, incorrect preservative, out of temp, incorrect containers.

Pace Analytical Services, LLC
9800 Kincey Ave. Suite 100
Huntersville, NC 28078
(704)875-9092

February 14, 2022

Andrew Street
Apex Companies - NC
5900 Northwoods Business Pkwy
Suite 5900-0
Charlotte, NC 28269

RE: Project: 2020-L1-2448 Incident
Pace Project No.: 92586850

Dear Andrew Street:

Enclosed are the analytical results for sample(s) received by the laboratory on February 08, 2022. The results relate only to the samples included in this report. Results reported herein conform to the applicable TNI/NELAC Standards and the laboratory's Quality Manual, where applicable, unless otherwise noted in the body of the report.

The test results provided in this final report were generated by each of the following laboratories within the Pace Network:

- Pace Analytical Services - Asheville
- Pace Analytical Services - Charlotte

If you have any questions concerning this report, please feel free to contact me.

Sincerely,

Angela M. Baioni

Angela Baioni
angela.baioni@pacelabs.com
(704)875-9092
Project Manager

Enclosures

cc: J Culbreath, Colonial Pipeline Company
Naomi Fretz, APEX Companies, LLC
Robert Hughes, Colonial Pipeline
Cameron Lee, Montrose-EPS
Jamie Moran, APEX Companies, LLC
Jeff Morrison, Colonial Pipeline Company
Tom Naumann, APEX Companies - NC
Joe Nicolette, Montrose-EPS
Kaitlyn Nootens, Apex Companies
Christopher Schultz, Apex Companies
Matt Teixeira, Apex Companies, LLC
Michael Verdon, Colonial Pipeline Company
JM Wyatt, Colonial Pipeline Company

REPORT OF LABORATORY ANALYSIS

This report shall not be reproduced, except in full,
without the written consent of Pace Analytical Services, LLC.

Pace Analytical Services, LLC
9800 Kincey Ave. Suite 100
Huntersville, NC 28078
(704)875-9092

CERTIFICATIONS

Project: 2020-L1-2448 Incident
Pace Project No.: 92586850

Pace Analytical Services Charlotte

South Carolina Laboratory ID: 99006
9800 Kincey Ave. Ste 100, Huntersville, NC 28078
North Carolina Drinking Water Certification #: 37706
North Carolina Field Services Certification #: 5342
North Carolina Wastewater Certification #: 12
South Carolina Laboratory ID: 99006
South Carolina Certification #: 99006001
South Carolina Drinking Water Cert. #: 99006003
Florida/NELAP Certification #: E87627
Kentucky UST Certification #: 84
Louisiana DoH Drinking Water #: LA029
Virginia/VELAP Certification #: 460221

Pace Analytical Services Asheville

2225 Riverside Drive, Asheville, NC 28804
Florida/NELAP Certification #: E87648
North Carolina Drinking Water Certification #: 37712
North Carolina Wastewater Certification #: 40
South Carolina Laboratory ID: 99030
South Carolina Certification #: 99030001
Virginia/VELAP Certification #: 460222

This report shall not be reproduced, except in full,
without the written consent of Pace Analytical Services, LLC.

Pace Analytical Services, LLC
9800 Kincey Ave. Suite 100
Huntersville, NC 28078
(704)875-9092

SAMPLE SUMMARY

Project: 2020-L1-2448 Incident
Pace Project No.: 92586850

Lab ID	Sample ID	Matrix	Date Collected	Date Received
92586850001	**14401_HC_RD**	Water	02/08/22 10:05	02/08/22 13:11

This report shall not be reproduced, except in full,
without the written consent of Pace Analytical Services, LLC.

Pace Analytical Services, LLC
9800 Kincey Ave. Suite 100
Huntersville, NC 28078
(704)875-9092

SAMPLE ANALYTE COUNT

Project: 2020-L1-2448 Incident
Pace Project No.: 92586850

Lab ID	Sample ID	Method	Analysts	Analytes Reported	Laboratory
92586850001	**14401_HC_RD**	MADEP VPH	MAD	6	PASI-C
		EPA 6010D	CBV	1	PASI-A
		SM 6200B	SAS	64	PASI-C

PASI-A = Pace Analytical Services - Asheville
PASI-C = Pace Analytical Services - Charlotte

This report shall not be reproduced, except in full,
without the written consent of Pace Analytical Services, LLC.

Pace Analytical Services, LLC
9800 Kincey Ave. Suite 100
Huntersville, NC 28078
(704)875-9092

ANALYTICAL RESULTS

Project: 2020-L1-2448 Incident
Pace Project No.: 92586850

Sample: 14401_HC_RD **Lab ID: 92586850001** Collected: 02/08/22 10:05 Received: 02/08/22 13:11 Matrix: Water

Parameters	Results	Units	Report Limit	MDL	DF	Prepared	Analyzed	CAS No.	Qual
VPH NC Water	Analytical Method: MADEP VPH Pace Analytical Services - Charlotte								
Total VPH (C5-C12)	ND	ug/L	50.0	50.0	1		02/09/22 04:49		N2
Aliphatic (C05-C08)	ND	ug/L	50.0	50.0	1		02/09/22 04:49		N2
Aliphatic(C09-C12) Adjusted	ND	ug/L	50.0	50.0	1		02/09/22 04:49		N2
Aromatic (C09-C10)	ND	ug/L	50.0	50.0	1		02/09/22 04:49		N2
Surrogates									
4-Bromofluorobenzene (FID) (S)	94	%	70-130		1		02/09/22 04:49	460-00-4	
4-Bromofluorobenzene (PID) (S)	87	%	70-130		1		02/09/22 04:49	460-00-4	
6010 MET ICP	Analytical Method: EPA 6010D Preparation Method: EPA 3010A Pace Analytical Services - Asheville								
Lead	ND	ug/L	5.0	4.5	1	02/12/22 00:10	02/13/22 22:38	7439-92-1	
6200B MSV	Analytical Method: SM 6200B Pace Analytical Services - Charlotte								
Benzene	ND	ug/L	0.50	0.34	1		02/10/22 14:36	71-43-2	
Bromobenzene	ND	ug/L	0.50	0.29	1		02/10/22 14:36	108-86-1	
Bromochloromethane	ND	ug/L	0.50	0.47	1		02/10/22 14:36	74-97-5	
Bromodichloromethane	ND	ug/L	0.50	0.31	1		02/10/22 14:36	75-27-4	
Bromoform	ND	ug/L	0.50	0.34	1		02/10/22 14:36	75-25-2	
Bromomethane	ND	ug/L	5.0	1.7	1		02/10/22 14:36	74-83-9	IH
n-Butylbenzene	ND	ug/L	0.50	0.49	1		02/10/22 14:36	104-51-8	
sec-Butylbenzene	ND	ug/L	0.50	0.40	1		02/10/22 14:36	135-98-8	
tert-Butylbenzene	ND	ug/L	0.50	0.32	1		02/10/22 14:36	98-06-6	
Carbon tetrachloride	ND	ug/L	0.50	0.33	1		02/10/22 14:36	56-23-5	
Chlorobenzene	ND	ug/L	0.50	0.28	1		02/10/22 14:36	108-90-7	
Chloroethane	ND	ug/L	1.0	0.65	1		02/10/22 14:36	75-00-3	
Chloroform	ND	ug/L	0.50	0.35	1		02/10/22 14:36	67-66-3	
Chloromethane	ND	ug/L	1.0	0.54	1		02/10/22 14:36	74-87-3	
2-Chlorotoluene	ND	ug/L	0.50	0.32	1		02/10/22 14:36	95-49-8	
4-Chlorotoluene	ND	ug/L	0.50	0.32	1		02/10/22 14:36	106-43-4	
1,2-Dibromo-3-chloropropane	ND	ug/L	1.0	0.34	1		02/10/22 14:36	96-12-8	
Dibromochloromethane	ND	ug/L	0.50	0.36	1		02/10/22 14:36	124-48-1	
1,2-Dibromoethane (EDB)	ND	ug/L	0.50	0.27	1		02/10/22 14:36	106-93-4	
Dibromomethane	ND	ug/L	0.50	0.39	1		02/10/22 14:36	74-95-3	
1,2-Dichlorobenzene	ND	ug/L	0.50	0.34	1		02/10/22 14:36	95-50-1	
1,3-Dichlorobenzene	ND	ug/L	0.50	0.34	1		02/10/22 14:36	541-73-1	
1,4-Dichlorobenzene	ND	ug/L	0.50	0.33	1		02/10/22 14:36	106-46-7	
Dichlorodifluoromethane	ND	ug/L	0.50	0.35	1		02/10/22 14:36	75-71-8	
1,1-Dichloroethane	ND	ug/L	0.50	0.37	1		02/10/22 14:36	75-34-3	
1,2-Dichloroethane	ND	ug/L	0.50	0.32	1		02/10/22 14:36	107-06-2	
1,1-Dichloroethene	ND	ug/L	0.50	0.35	1		02/10/22 14:36	75-35-4	
cis-1,2-Dichloroethene	ND	ug/L	0.50	0.38	1		02/10/22 14:36	156-59-2	
trans-1,2-Dichloroethene	ND	ug/L	0.50	0.40	1		02/10/22 14:36	156-60-5	
1,2-Dichloropropane	ND	ug/L	0.50	0.36	1		02/10/22 14:36	78-87-5	
1,3-Dichloropropane	ND	ug/L	0.50	0.28	1		02/10/22 14:36	142-28-9	

REPORT OF LABORATORY ANALYSIS

This report shall not be reproduced, except in full,
without the written consent of Pace Analytical Services, LLC.

Pace Analytical Services, LLC
9800 Kincey Ave. Suite 100
Huntersville, NC 28078
(704)875-9092

ANALYTICAL RESULTS

Project: 2020-L1-2448 Incident
Pace Project No.: 92586850

Sample: 14401_HC_RD **Lab ID: 92586850001** Collected: 02/08/22 10:05 Received: 02/08/22 13:11 Matrix: Water

Parameters	Results	Units	Report Limit	MDL	DF	Prepared	Analyzed	CAS No.	Qual
6200B MSV	Analytical Method: SM 6200B Pace Analytical Services - Charlotte								
2,2-Dichloropropane	ND	ug/L	0.50	0.39	1		02/10/22 14:36	594-20-7	
1,1-Dichloropropene	ND	ug/L	0.50	0.43	1		02/10/22 14:36	563-58-6	
cis-1,3-Dichloropropene	ND	ug/L	0.50	0.36	1		02/10/22 14:36	10061-01-5	
trans-1,3-Dichloropropene	ND	ug/L	0.50	0.36	1		02/10/22 14:36	10061-02-6	
Diisopropyl ether	ND	ug/L	0.50	0.31	1		02/10/22 14:36	108-20-3	
Ethanol	ND	ug/L	200	72.2	1		02/10/22 14:36	64-17-5	
Ethylbenzene	ND	ug/L	0.50	0.30	1		02/10/22 14:36	100-41-4	
Hexachloro-1,3-butadiene	ND	ug/L	2.0	1.5	1		02/10/22 14:36	87-68-3	
Isopropylbenzene (Cumene)	ND	ug/L	0.50	0.33	1		02/10/22 14:36	98-82-8	
Methylene Chloride	ND	ug/L	2.0	2.0	1		02/10/22 14:36	75-09-2	
Methyl-tert-butyl ether	ND	ug/L	0.50	0.42	1		02/10/22 14:36	1634-04-4	
Naphthalene	ND	ug/L	2.0	0.64	1		02/10/22 14:36	91-20-3	
n-Propylbenzene	ND	ug/L	0.50	0.34	1		02/10/22 14:36	103-65-1	
Styrene	ND	ug/L	0.50	0.29	1		02/10/22 14:36	100-42-5	
1,1,1,2-Tetrachloroethane	ND	ug/L	0.50	0.31	1		02/10/22 14:36	630-20-6	
1,1,2,2-Tetrachloroethane	ND	ug/L	0.50	0.22	1		02/10/22 14:36	79-34-5	
Tetrachloroethene	ND	ug/L	0.50	0.29	1		02/10/22 14:36	127-18-4	
Toluene	ND	ug/L	0.50	0.48	1		02/10/22 14:36	108-88-3	
1,2,3-Trichlorobenzene	ND	ug/L	2.0	0.81	1		02/10/22 14:36	87-61-6	
1,2,4-Trichlorobenzene	ND	ug/L	2.0	0.64	1		02/10/22 14:36	120-82-1	
1,1,1-Trichloroethane	ND	ug/L	0.50	0.33	1		02/10/22 14:36	71-55-6	
1,1,2-Trichloroethane	ND	ug/L	0.50	0.32	1		02/10/22 14:36	79-00-5	
Trichloroethene	ND	ug/L	0.50	0.38	1		02/10/22 14:36	79-01-6	
Trichlorofluoromethane	ND	ug/L	1.0	0.30	1		02/10/22 14:36	75-69-4	
1,2,3-Trichloropropane	ND	ug/L	0.50	0.26	1		02/10/22 14:36	96-18-4	
1,2,4-Trimethylbenzene	ND	ug/L	0.50	0.50	1		02/10/22 14:36	95-63-6	
1,3,5-Trimethylbenzene	ND	ug/L	0.50	0.33	1		02/10/22 14:36	108-67-8	
Vinyl chloride	ND	ug/L	1.0	0.39	1		02/10/22 14:36	75-01-4	
m&p-Xylene	ND	ug/L	1.0	0.71	1		02/10/22 14:36	179601-23-1	
o-Xylene	ND	ug/L	0.50	0.34	1		02/10/22 14:36	95-47-6	
Surrogates									
1,2-Dichloroethane-d4 (S)	95	%	70-130		1		02/10/22 14:36	17060-07-0	
4-Bromofluorobenzene (S)	95	%	70-130		1		02/10/22 14:36	460-00-4	
Toluene-d8 (S)	99	%	70-130		1		02/10/22 14:36	2037-26-5	

REPORT OF LABORATORY ANALYSIS

This report shall not be reproduced, except in full,
without the written consent of Pace Analytical Services, LLC.

Pace Analytical Services, LLC
9800 Kincey Ave. Suite 100
Huntersville, NC 28078
(704)875-9092

QUALITY CONTROL DATA

Project: 2020-L1-2448 Incident
Pace Project No.: 92586850

QC Batch: 676875
QC Batch Method: MADEP VPH
Analysis Method: MADEP VPH
Analysis Description: VPH NC Water
Laboratory: Pace Analytical Services - Charlotte
Associated Lab Samples: 92586850001

METHOD BLANK: 3542854 Matrix: Water
Associated Lab Samples: 92586850001

Parameter	Units	Blank Result	Reporting Limit	MDL	Analyzed	Qualifiers
Aliphatic (C05-C08)	ug/L	ND	50.0	50.0	02/08/22 20:09	N2
Aromatic (C09-C10)	ug/L	ND	50.0	50.0	02/08/22 20:09	N2
4-Bromofluorobenzene (FID) (S)	%	100	70-130		02/08/22 20:09	
4-Bromofluorobenzene (PID) (S)	%	92	70-130		02/08/22 20:09	

LABORATORY CONTROL SAMPLE & LCSD: 3542855 3542856

Parameter	Units	Spike Conc.	LCS Result	LCSD Result	LCS % Rec	LCSD % Rec	% Rec Limits	RPD	Max RPD	Qualifiers
Aliphatic (C05-C08)	ug/L	300	381	370	127	123	70-130	3	25	N2
Aromatic (C09-C10)	ug/L	100	93.8	93.0	94	93	70-130	1	25	N2
4-Bromofluorobenzene (FID) (S)	%				98	99	70-130			
4-Bromofluorobenzene (PID) (S)	%				90	91	70-130			

Results presented on this page are in the units indicated by the "Units" column except where an alternate unit is presented to the right of the result.

REPORT OF LABORATORY ANALYSIS

This report shall not be reproduced, except in full,
without the written consent of Pace Analytical Services, LLC.

Pace Analytical Services, LLC
9800 Kincey Ave. Suite 100
Huntersville, NC 28078
(704)875-9092

QUALITY CONTROL DATA

Project: 2020-L1-2448 Incident
Pace Project No.: 92586850

QC Batch: 677879
QC Batch Method: EPA 3010A
Analysis Method: EPA 6010D
Analysis Description: 6010 MET
Laboratory: Pace Analytical Services - Asheville
Associated Lab Samples: 92586850001

METHOD BLANK: 3548041 Matrix: Water
Associated Lab Samples: 92586850001

Parameter	Units	Blank Result	Reporting Limit	MDL	Analyzed	Qualifiers
Lead	ug/L	ND	5.0	4.5	02/13/22 22:12	

LABORATORY CONTROL SAMPLE: 3548042

Parameter	Units	Spike Conc.	LCS Result	LCS % Rec	% Rec Limits	Qualifiers
Lead	ug/L	500	500	100	80-120	

MATRIX SPIKE & MATRIX SPIKE DUPLICATE: 3548043 3548044

Parameter	Units	92586847001 Result	MS Spike Conc.	MSD Spike Conc.	MS Result	MSD Result	MS % Rec	MSD % Rec	% Rec Limits	RPD	Max RPD	Qual
Lead	ug/L	21.3	500	500	528	522	101	100	75-125	1	20	

Results presented on this page are in the units indicated by the "Units" column except where an alternate unit is presented to the right of the result.

REPORT OF LABORATORY ANALYSIS

This report shall not be reproduced, except in full,
without the written consent of Pace Analytical Services, LLC.

Pace Analytical Services, LLC
9800 Kincey Ave. Suite 100
Huntersville, NC 28078
(704)875-9092

QUALITY CONTROL DATA

Project: 2020-L1-2448 Incident
Pace Project No.: 92586850

QC Batch: 677123
QC Batch Method: SM 6200B
Analysis Method: SM 6200B
Analysis Description: 6200B MSV
Laboratory: Pace Analytical Services - Charlotte

Associated Lab Samples: 92586850001

METHOD BLANK: 3543836 Matrix: Water
Associated Lab Samples: 92586850001

Parameter	Units	Blank Result	Reporting Limit	MDL	Analyzed	Qualifiers
1,1,1,2-Tetrachloroethane	ug/L	ND	0.50	0.31	02/10/22 10:42	
1,1,1-Trichloroethane	ug/L	ND	0.50	0.33	02/10/22 10:42	
1,1,2,2-Tetrachloroethane	ug/L	ND	0.50	0.22	02/10/22 10:42	
1,1,2-Trichloroethane	ug/L	ND	0.50	0.32	02/10/22 10:42	
1,1-Dichloroethane	ug/L	ND	0.50	0.37	02/10/22 10:42	
1,1-Dichloroethene	ug/L	ND	0.50	0.35	02/10/22 10:42	
1,1-Dichloropropene	ug/L	ND	0.50	0.43	02/10/22 10:42	
1,2,3-Trichlorobenzene	ug/L	ND	2.0	0.81	02/10/22 10:42	
1,2,3-Trichloropropane	ug/L	ND	0.50	0.26	02/10/22 10:42	
1,2,4-Trichlorobenzene	ug/L	ND	2.0	0.64	02/10/22 10:42	
1,2,4-Trimethylbenzene	ug/L	ND	0.50	0.50	02/10/22 10:42	
1,2-Dibromo-3-chloropropane	ug/L	ND	1.0	0.34	02/10/22 10:42	
1,2-Dibromoethane (EDB)	ug/L	ND	0.50	0.27	02/10/22 10:42	
1,2-Dichlorobenzene	ug/L	ND	0.50	0.34	02/10/22 10:42	
1,2-Dichloroethane	ug/L	ND	0.50	0.32	02/10/22 10:42	
1,2-Dichloropropane	ug/L	ND	0.50	0.36	02/10/22 10:42	
1,3,5-Trimethylbenzene	ug/L	ND	0.50	0.33	02/10/22 10:42	
1,3-Dichlorobenzene	ug/L	ND	0.50	0.34	02/10/22 10:42	
1,3-Dichloropropane	ug/L	ND	0.50	0.28	02/10/22 10:42	
1,4-Dichlorobenzene	ug/L	ND	0.50	0.33	02/10/22 10:42	
2,2-Dichloropropane	ug/L	ND	0.50	0.39	02/10/22 10:42	
2-Chlorotoluene	ug/L	ND	0.50	0.32	02/10/22 10:42	
4-Chlorotoluene	ug/L	ND	0.50	0.32	02/10/22 10:42	
Benzene	ug/L	ND	0.50	0.34	02/10/22 10:42	
Bromobenzene	ug/L	ND	0.50	0.29	02/10/22 10:42	
Bromochloromethane	ug/L	ND	0.50	0.47	02/10/22 10:42	
Bromodichloromethane	ug/L	ND	0.50	0.31	02/10/22 10:42	
Bromoform	ug/L	ND	0.50	0.34	02/10/22 10:42	
Bromomethane	ug/L	ND	5.0	1.7	02/10/22 10:42	IH
Carbon tetrachloride	ug/L	ND	0.50	0.33	02/10/22 10:42	
Chlorobenzene	ug/L	ND	0.50	0.28	02/10/22 10:42	
Chloroethane	ug/L	ND	1.0	0.65	02/10/22 10:42	
Chloroform	ug/L	ND	0.50	0.35	02/10/22 10:42	
Chloromethane	ug/L	ND	1.0	0.54	02/10/22 10:42	
cis-1,2-Dichloroethene	ug/L	ND	0.50	0.38	02/10/22 10:42	
cis-1,3-Dichloropropene	ug/L	ND	0.50	0.36	02/10/22 10:42	
Dibromochloromethane	ug/L	ND	0.50	0.36	02/10/22 10:42	
Dibromomethane	ug/L	ND	0.50	0.39	02/10/22 10:42	
Dichlorodifluoromethane	ug/L	ND	0.50	0.35	02/10/22 10:42	
Diisopropyl ether	ug/L	ND	0.50	0.31	02/10/22 10:42	

Results presented on this page are in the units indicated by the "Units" column except where an alternate unit is presented to the right of the result.

REPORT OF LABORATORY ANALYSIS

This report shall not be reproduced, except in full,
without the written consent of Pace Analytical Services, LLC.

Pace Analytical Services, LLC
9800 Kincey Ave. Suite 100
Huntersville, NC 28078
(704)875-9092

QUALITY CONTROL DATA

Project: 2020-L1-2448 Incident
Pace Project No.: 92586850

METHOD BLANK: 3543836 Matrix: Water
Associated Lab Samples: 92586850001

Parameter	Units	Blank Result	Reporting Limit	MDL	Analyzed	Qualifiers
Ethanol	ug/L	ND	200	72.2	02/10/22 10:42	
Ethylbenzene	ug/L	ND	0.50	0.30	02/10/22 10:42	
Hexachloro-1,3-butadiene	ug/L	ND	2.0	1.5	02/10/22 10:42	
Isopropylbenzene (Cumene)	ug/L	ND	0.50	0.33	02/10/22 10:42	
m&p-Xylene	ug/L	ND	1.0	0.71	02/10/22 10:42	
Methyl-tert-butyl ether	ug/L	ND	0.50	0.42	02/10/22 10:42	
Methylene Chloride	ug/L	ND	2.0	2.0	02/10/22 10:42	
n-Butylbenzene	ug/L	ND	0.50	0.49	02/10/22 10:42	
n-Propylbenzene	ug/L	ND	0.50	0.34	02/10/22 10:42	
Naphthalene	ug/L	ND	2.0	0.64	02/10/22 10:42	
o-Xylene	ug/L	ND	0.50	0.34	02/10/22 10:42	
sec-Butylbenzene	ug/L	ND	0.50	0.40	02/10/22 10:42	
Styrene	ug/L	ND	0.50	0.29	02/10/22 10:42	
tert-Butylbenzene	ug/L	ND	0.50	0.32	02/10/22 10:42	
Tetrachloroethene	ug/L	ND	0.50	0.29	02/10/22 10:42	
Toluene	ug/L	ND	0.50	0.48	02/10/22 10:42	
trans-1,2-Dichloroethene	ug/L	ND	0.50	0.40	02/10/22 10:42	
trans-1,3-Dichloropropene	ug/L	ND	0.50	0.36	02/10/22 10:42	
Trichloroethene	ug/L	ND	0.50	0.38	02/10/22 10:42	
Trichlorofluoromethane	ug/L	ND	1.0	0.30	02/10/22 10:42	
Vinyl chloride	ug/L	ND	1.0	0.39	02/10/22 10:42	
1,2-Dichloroethane-d4 (S)	%	93	70-130		02/10/22 10:42	
4-Bromofluorobenzene (S)	%	95	70-130		02/10/22 10:42	
Toluene-d8 (S)	%	100	70-130		02/10/22 10:42	

LABORATORY CONTROL SAMPLE: 3543837

Parameter	Units	Spike Conc.	LCS Result	LCS % Rec	% Rec Limits	Qualifiers
1,1,1,2-Tetrachloroethane	ug/L	50	50.5	101	60-140	
1,1,1-Trichloroethane	ug/L	50	46.1	92	60-140	
1,1,2,2-Tetrachloroethane	ug/L	50	49.5	99	60-140	
1,1,2-Trichloroethane	ug/L	50	48.7	97	60-140	
1,1-Dichloroethane	ug/L	50	44.9	90	60-140	
1,1-Dichloroethene	ug/L	50	44.3	89	60-140	
1,1-Dichloropropene	ug/L	50	45.4	91	60-140	
1,2,3-Trichlorobenzene	ug/L	50	48.3	97	60-140	
1,2,3-Trichloropropane	ug/L	50	46.1	92	60-140	
1,2,4-Trichlorobenzene	ug/L	50	48.2	96	60-140	
1,2,4-Trimethylbenzene	ug/L	50	45.0	90	60-140	
1,2-Dibromo-3-chloropropane	ug/L	50	58.6	117	60-140	
1,2-Dibromoethane (EDB)	ug/L	50	50.3	101	60-140	
1,2-Dichlorobenzene	ug/L	50	45.3	91	60-140	
1,2-Dichloroethane	ug/L	50	44.1	88	60-140	
1,2-Dichloropropane	ug/L	50	48.7	97	60-140	

Results presented on this page are in the units indicated by the "Units" column except where an alternate unit is presented to the right of the result.

REPORT OF LABORATORY ANALYSIS

This report shall not be reproduced, except in full,
without the written consent of Pace Analytical Services, LLC.

Pace Analytical Services, LLC
9800 Kincey Ave. Suite 100
Huntersville, NC 28078
(704)875-9092

QUALITY CONTROL DATA

Project: 2020-L1-2448 Incident
Pace Project No.: 92586850

LABORATORY CONTROL SAMPLE: 3543837

Parameter	Units	Spike Conc.	LCS Result	LCS % Rec	% Rec Limits	Qualifiers
1,3,5-Trimethylbenzene	ug/L	50	45.3	91	60-140	
1,3-Dichlorobenzene	ug/L	50	48.4	97	60-140	
1,3-Dichloropropane	ug/L	50	47.3	95	60-140	
1,4-Dichlorobenzene	ug/L	50	45.5	91	60-140	
2,2-Dichloropropane	ug/L	50	46.3	93	60-140	
2-Chlorotoluene	ug/L	50	45.6	91	60-140	
4-Chlorotoluene	ug/L	50	44.4	89	60-140	
Benzene	ug/L	50	45.6	91	60-140	
Bromobenzene	ug/L	50	46.7	93	60-140	
Bromochloromethane	ug/L	50	48.3	97	60-140	
Bromodichloromethane	ug/L	50	49.8	100	60-140	
Bromoform	ug/L	50	55.8	112	60-140	
Bromomethane	ug/L	50	64.9	130	60-140	IH
Carbon tetrachloride	ug/L	50	49.2	98	60-140	
Chlorobenzene	ug/L	50	46.8	94	60-140	
Chloroethane	ug/L	50	39.3	79	60-140	
Chloroform	ug/L	50	43.4	87	60-140	
Chloromethane	ug/L	50	50.9	102	60-140	
cis-1,2-Dichloroethene	ug/L	50	45.7	91	60-140	
cis-1,3-Dichloropropene	ug/L	50	50.4	101	60-140	
Dibromochloromethane	ug/L	50	51.7	103	60-140	
Dibromomethane	ug/L	50	51.8	104	60-140	
Dichlorodifluoromethane	ug/L	50	58.9	118	60-140	
Diisopropyl ether	ug/L	50	41.4	83	60-140	
Ethanol	ug/L	2000	1920	96	60-140	
Ethylbenzene	ug/L	50	45.5	91	60-140	
Hexachloro-1,3-butadiene	ug/L	50	53.9	108	60-140	
Isopropylbenzene (Cumene)	ug/L	50	46.6	93	60-140	
m&p-Xylene	ug/L	100	92.9	93	60-140	
Methyl-tert-butyl ether	ug/L	50	43.4	87	60-140	
Methylene Chloride	ug/L	50	46.8	94	60-140	
n-Butylbenzene	ug/L	50	45.5	91	60-140	
n-Propylbenzene	ug/L	50	45.3	91	60-140	
Naphthalene	ug/L	50	47.6	95	60-140	
o-Xylene	ug/L	50	48.5	97	60-140	
sec-Butylbenzene	ug/L	50	46.0	92	60-140	
Styrene	ug/L	50	50.0	100	60-140	
tert-Butylbenzene	ug/L	50	38.9	78	60-140	
Tetrachloroethene	ug/L	50	47.8	96	60-140	
Toluene	ug/L	50	46.2	92	60-140	
trans-1,2-Dichloroethene	ug/L	50	45.8	92	60-140	
trans-1,3-Dichloropropene	ug/L	50	51.0	102	60-140	
Trichloroethene	ug/L	50	48.5	97	60-140	
Trichlorofluoromethane	ug/L	50	41.0	82	60-140	
Vinyl chloride	ug/L	50	51.8	104	60-140	
1,2-Dichloroethane-d4 (S)	%			94	70-130	
4-Bromofluorobenzene (S)	%			100	70-130	

Results presented on this page are in the units indicated by the "Units" column except where an alternate unit is presented to the right of the result.

REPORT OF LABORATORY ANALYSIS

This report shall not be reproduced, except in full,
without the written consent of Pace Analytical Services, LLC.

Pace Analytical Services, LLC
9800 Kincey Ave. Suite 100
Huntersville, NC 28078
(704)875-9092

QUALITY CONTROL DATA

Project: 2020-L1-2448 Incident
Pace Project No.: 92586850

LABORATORY CONTROL SAMPLE: 3543837

Parameter	Units	Spike Conc.	LCS Result	LCS % Rec	% Rec Limits	Qualifiers
Toluene-d8 (S)	%			101	70-130	

MATRIX SPIKE & MATRIX SPIKE DUPLICATE: 3543838 3543839

Parameter	Units	92586277011 Result	MS Spike Conc.	MSD Spike Conc.	MS Result	MSD Result	MS % Rec	MSD % Rec	% Rec Limits	RPD	Max RPD	Qual
1,1,1,2-Tetrachloroethane	ug/L	ND	20	20	14.7	21.0	74	105	60-140	35	30	R1
1,1,1-Trichloroethane	ug/L	ND	20	20	14.0	19.0	70	95	60-140	31	30	R1
1,1,2,2-Tetrachloroethane	ug/L	ND	20	20	13.9	20.0	69	100	60-140	36	30	R1
1,1,2-Trichloroethane	ug/L	ND	20	20	14.3	20.4	71	102	60-140	35	30	R1
1,1-Dichloroethane	ug/L	ND	20	20	13.3	19.0	66	95	60-140	36	30	R1
1,1-Dichloroethene	ug/L	ND	20	20	13.6	18.5	68	92	60-140	31	30	R1
1,1-Dichloropropene	ug/L	ND	20	20	14.4	18.8	72	94	60-140	26	30	
1,2,3-Trichlorobenzene	ug/L	ND	20	20	14.8	18.5	74	93	60-140	22	30	
1,2,3-Trichloropropane	ug/L	ND	20	20	13.3	18.4	67	92	60-140	32	30	R1
1,2,4-Trichlorobenzene	ug/L	ND	20	20	15.0	18.9	75	95	60-140	23	30	
1,2,4-Trimethylbenzene	ug/L	3.8	20	20	16.7	20.8	65	85	60-140	22	30	
1,2-Dibromo-3-chloropropane	ug/L	ND	20	20	16.0	22.8	80	114	60-140	35	30	R1
1,2-Dibromoethane (EDB)	ug/L	ND	20	20	14.1	20.6	71	103	60-140	37	30	R1
1,2-Dichlorobenzene	ug/L	ND	20	20	12.5	17.1	62	86	60-140	31	30	R1
1,2-Dichloroethane	ug/L	ND	20	20	13.0	18.5	65	93	60-140	35	30	R1
1,2-Dichloropropane	ug/L	ND	20	20	13.8	19.7	69	99	60-140	36	30	R1
1,3,5-Trimethylbenzene	ug/L	0.91	20	20	14.5	19.2	68	91	60-140	28	30	
1,3-Dichlorobenzene	ug/L	ND	20	20	13.5	18.3	67	91	60-140	30	30	
1,3-Dichloropropane	ug/L	ND	20	20	13.9	19.5	69	98	60-140	34	30	R1
1,4-Dichlorobenzene	ug/L	ND	20	20	13.1	17.7	66	89	60-140	30	30	
2,2-Dichloropropane	ug/L	ND	20	20	13.9	19.3	69	97	60-140	33	30	R1
2-Chlorotoluene	ug/L	ND	20	20	12.9	18.4	64	92	60-140	35	30	R1
4-Chlorotoluene	ug/L	ND	20	20	12.5	17.5	63	88	60-140	33	30	R1
Benzene	ug/L	ND	20	20	13.6	19.4	68	97	60-140	35	30	R1
Bromobenzene	ug/L	ND	20	20	13.3	18.8	67	94	60-140	34	30	R1
Bromochloromethane	ug/L	ND	20	20	14.2	20.2	71	101	60-140	35	30	R1
Bromodichloromethane	ug/L	ND	20	20	13.8	20.2	69	101	60-140	38	30	R1
Bromoform	ug/L	ND	20	20	14.6	20.9	73	104	60-140	35	30	R1
Bromomethane	ug/L	ND	20	20	25.8	30.3	129	152	60-140	16	30	IH,M1
Carbon tetrachloride	ug/L	ND	20	20	15.2	19.7	76	98	60-140	26	30	
Chlorobenzene	ug/L	ND	20	20	13.5	19.4	68	97	60-140	36	30	R1
Chloroethane	ug/L	ND	20	20	16.3	21.4	82	107	60-140	27	30	
Chloroform	ug/L	2.6	20	20	15.7	21.0	66	92	60-140	29	30	
Chloromethane	ug/L	ND	20	20	16.9	22.5	84	113	60-140	29	30	
cis-1,2-Dichloroethene	ug/L	ND	20	20	13.6	19.0	68	95	60-140	33	30	R1
cis-1,3-Dichloropropene	ug/L	ND	20	20	14.3	20.4	71	102	60-140	36	30	R1
Dibromochloromethane	ug/L	ND	20	20	13.9	20.2	70	101	60-140	37	30	R1
Dibromomethane	ug/L	ND	20	20	14.6	22.0	73	110	60-140	40	30	R1

Results presented on this page are in the units indicated by the "Units" column except where an alternate unit is presented to the right of the result.

REPORT OF LABORATORY ANALYSIS

This report shall not be reproduced, except in full,
without the written consent of Pace Analytical Services, LLC.

Pace Analytical Services, LLC
9800 Kincey Ave. Suite 100
Huntersville, NC 28078
(704)875-9092

QUALITY CONTROL DATA

Project: 2020-L1-2448 Incident
Pace Project No.: 92586850

MATRIX SPIKE & MATRIX SPIKE DUPLICATE: 3543838 3543839

Parameter	Units	92586277011 Result	MS Spike Conc.	MSD Spike Conc.	MS Result	MSD Result	MS % Rec	MSD % Rec	% Rec Limits	RPD	Max RPD	Qual
Dichlorodifluoromethane	ug/L	ND	20	20	20.9	23.3	104	117	60-140	11	30	
Diisopropyl ether	ug/L	ND	20	20	11.8	17.2	59	86	60-140	37	30	M1,R1
Ethanol	ug/L	ND	800	800	504	767	63	96	60-140	41	30	R1
Ethylbenzene	ug/L	ND	20	20	13.7	19.4	69	97	60-140	34	30	R1
Hexachloro-1,3-butadiene	ug/L	ND	20	20	19.8	22.2	99	111	60-140	12	30	
Isopropylbenzene (Cumene)	ug/L	0.51	20	20	14.9	19.7	72	96	60-140	28	30	
m&p-Xylene	ug/L	ND	40	40	27.0	38.1	67	95	60-140	34	30	R1
Methyl-tert-butyl ether	ug/L	ND	20	20	12.5	18.5	62	93	60-140	39	30	R1
Methylene Chloride	ug/L	ND	20	20	12.6	19.3	63	96	60-140	41	30	R1
n-Butylbenzene	ug/L	ND	20	20	15.4	18.7	77	94	60-140	19	30	
n-Propylbenzene	ug/L	1.7	20	20	15.1	20.0	67	92	60-140	28	30	
Naphthalene	ug/L	ND	20	20	13.5	16.7	66	82	60-140	22	30	
o-Xylene	ug/L	ND	20	20	14.3	19.7	72	98	60-140	32	30	R1
sec-Butylbenzene	ug/L	0.60	20	20	15.1	19.1	73	93	60-140	23	30	
Styrene	ug/L	ND	20	20	13.4	19.5	67	97	60-140	37	30	R1
tert-Butylbenzene	ug/L	ND	20	20	12.2	15.9	61	80	60-140	26	30	
Tetrachloroethene	ug/L	0.53	20	20	15.2	20.2	73	98	60-140	28	30	
Toluene	ug/L	ND	20	20	13.6	19.3	68	97	60-140	35	30	R1
trans-1,2-Dichloroethene	ug/L	ND	20	20	13.7	19.0	69	95	60-140	32	30	R1
trans-1,3-Dichloropropene	ug/L	ND	20	20	14.0	20.3	70	101	60-140	36	30	R1
Trichloroethene	ug/L	ND	20	20	14.5	20.1	72	100	60-140	32	30	R1
Trichlorofluoromethane	ug/L	ND	20	20	14.4	17.2	72	86	60-140	18	30	
Vinyl chloride	ug/L	ND	20	20	16.3	21.8	81	109	60-140	29	30	
1,2-Dichloroethane-d4 (S)	%						91	92	70-130			
4-Bromofluorobenzene (S)	%						100	99	70-130			
Toluene-d8 (S)	%						101	99	70-130			

Results presented on this page are in the units indicated by the "Units" column except where an alternate unit is presented to the right of the result.

REPORT OF LABORATORY ANALYSIS

This report shall not be reproduced, except in full,
without the written consent of Pace Analytical Services, LLC.

Pace Analytical Services, LLC
9800 Kincey Ave. Suite 100
Huntersville, NC 28078
(704)875-9092

QUALIFIERS

Project: 2020-L1-2448 Incident
Pace Project No.: 92586850

DEFINITIONS

DF - Dilution Factor, if reported, represents the factor applied to the reported data due to dilution of the sample aliquot.

ND - Not Detected at or above adjusted reporting limit.

TNTC - Too Numerous To Count

J - Estimated concentration above the adjusted method detection limit and below the adjusted reporting limit.

MDL - Adjusted Method Detection Limit.

PQL - Practical Quantitation Limit.

RL - Reporting Limit - The lowest concentration value that meets project requirements for quantitative data with known precision and bias for a specific analyte in a specific matrix.

S - Surrogate

1,2-Diphenylhydrazine decomposes to and cannot be separated from Azobenzene using Method 8270. The result for each analyte is a combined concentration.

Consistent with EPA guidelines, unrounded data are displayed and have been used to calculate % recovery and RPD values.

LCS(D) - Laboratory Control Sample (Duplicate)

MS(D) - Matrix Spike (Duplicate)

DUP - Sample Duplicate

RPD - Relative Percent Difference

NC - Not Calculable.

SG - Silica Gel - Clean-Up

U - Indicates the compound was analyzed for, but not detected.

Acid preservation may not be appropriate for 2 Chloroethylvinyl ether.

A separate vial preserved to a pH of 4-5 is recommended in SW846 Chapter 4 for the analysis of Acrolein and Acrylonitrile by EPA Method 8260.

N-Nitrosodiphenylamine decomposes and cannot be separated from Diphenylamine using Method 8270. The result reported for each analyte is a combined concentration.

Reported results are not rounded until the final step prior to reporting. Therefore, calculated parameters that are typically reported as "Total" may vary slightly from the sum of the reported component parameters.

Pace Analytical is TNI accredited. Contact your Pace PM for the current list of accredited analytes.

TNI - The NELAC Institute.

ANALYTE QUALIFIERS

IH	This analyte exceeded secondary source verification criteria high for the initial calibration. The reported results should be considered an estimated value.
M1	Matrix spike recovery exceeded QC limits. Batch accepted based on laboratory control sample (LCS) recovery.
N2	The lab does not hold NELAC/TNI accreditation for this parameter but other accreditations/certifications may apply. A complete list of accreditations/certifications is available upon request.
R1	RPD value was outside control limits.

This report shall not be reproduced, except in full,
without the written consent of Pace Analytical Services, LLC.

Pace Analytical Services, LLC
9800 Kincey Ave. Suite 100
Huntersville, NC 28078
(704)875-9092

QUALITY CONTROL DATA CROSS REFERENCE TABLE

Project: 2020-L1-2448 Incident
Pace Project No.: 92586850

Lab ID	Sample ID	QC Batch Method	QC Batch	Analytical Method	Analytical Batch
92586850001	**14401_HC_RD**	MADEP VPH	676875		
92586850001	**14401_HC_RD**	EPA 3010A	677879	EPA 6010D	677898
92586850001	**14401_HC_RD**	SM 6200B	677123		

This report shall not be reproduced, except in full,
without the written consent of Pace Analytical Services, LLC.

Pace Analytical

CHAIN-OF-CUSTODY Analytical Request Document

Chain-of-Custody is a LEGAL DOCUMENT - Complete all relevent fields

WO# : 92586850

92586850

ist Pace Workorder Number or
'e

AB USE ONLY

Company: Apex Companies	Billing Information:
Address:	
Report To: Andrew Street	Email To: andrew.street@apexcos.com
Copy To:	Site Collection Info/Address: 14401 Huntersville Concord RD
Customer Project Name/Number: 2020-LI-2448	State: NC County/City: Huntersville Time Zone Collected: [ ] PT [ ] MT [ ] CT [ ] ET
Phone: Email:	Site/Facility ID #: Compliance Monitoring? [ ] Yes [ ] No
Collected By (print): Matt T.	Purchase Order #: Quote #: DW PWS ID #: DW Location Code:
Collected By (signature):	Turnaround Date Required: ASAP Immediately Packed on Ice: [ ] Yes [ ] No
Sample Disposal: [ ] Dispose as appropriate [ ] Return [ ] Archive: [ ] Hold:	Rush: [ ] Same Day [ ] Next Day [ ] 2 Day [ ] 3 Day [ ] 4 Day [ ] 5 Day (Expedite Charges Apply) Field Filtered (if applicable): [ ] Yes [ ] No Analysis:

* Matrix Codes (Insert in Matrix box below): Drinking Water (DW), Ground Water (GW), Wastewater (WW), Product (P), Soil/Solid (SL), Oil (OL), Wipe (WP), Air (AR), Tissue (TS), Bioassay (B), Vapor (V), Other (OT)

** Preservative Types: (1) nitric acid, (2) sulfuric acid, (3) hydrochloric acid, (4) sodium hydroxide, (5) zinc acetate, (6) methanol, (7) sodium bisulfate, (8) sodium thiosulfate, (9) hexane, (A) ascorbic acid, (B) ammonium sulfate, (C) ammonium hydroxide, (D) TSP, (U) Unpreserved, (O) Other _____

Customer Sample ID	Matrix *	Comp / Grab	Collected (or Composite Start) Date	Collected (or Composite Start) Time	Composite End Date	Composite End Time	Res Cl	# of Ctns	VOCs 6200B	MADEP VPH	LEAD	Lab Sample # / Comments
~~14401-Hunts~~												
14401_HC_RD	DW	G	2-8-22	1005				8	X	X	X	001

Analyses

Lab Profile/Line:

Lab Sample Receipt Checklist:

Custody Seals Present/Intact	Y	N	NA
Custody Signatures Present	Y	N	NA
Collector Signature Present	Y	N	NA
Bottles Intact	Y	N	NA
Correct Bottles	Y	N	NA
Sufficient Volume	Y	N	NA
Samples Received on Ice	Y	N	NA
VOA - Headspace Acceptable	Y	N	NA
USDA Regulated Soils	Y	N	NA
Samples in Holding Time	Y	N	NA
Residual Chlorine Present	Y	N	NA
Cl Strips:			
Sample pH Acceptable	Y	N	NA
pH Strips: 223819AV			
Sulfide Present	Y	N	NA
Lead Acetate Strips:			

LAB USE ONLY:
Lab Sample # / Comments:
92586850

Customer Remarks / Special Conditions / Possible Hazards:

Type of Ice Used: Wet Blue Dry None

Packing Material Used: b. bags

Radchem sample(s) screened (<500 cpm): Y N NA

SHORT HOLDS PRESENT (<72 hours): Y N N/A

Lab Tracking #: 2632549

Samples received via: FEDEX UPS Client Courier Pace Courier

Lab Sample Temperature Info:
Temp Blank Received: Y N NA
Therm ID#: IR92T064
Cooler 1 Temp Upon Receipt: 4.5 oC
Cooler 1 Therm Corr. Factor: 0 oC
Cooler 1 Corrected Temp: 4.5 oC
Comments:

Relinquished by/Company: (Signature)	Date/Time:	Received by/Company: (Signature)	Date/Time:
Fox / Apex	2-8-22/1311	PACEHVL	2/8/22 1311
Relinquished by/Company: (Signature)	Date/Time:	Received by/Company: (Signature)	Date/Time:
Relinquished by/Company: (Signature)	Date/Time:	Received by/Company: (Signature)	Date/Time:

MTJL LAB USE ONLY
Table #:
Acctnum:
Template:
Prelogin:
PM:
PB:

Trip Blank Received: Y N NA
HCL MeOH TSP Other

Non Conformance(s): YES / NO

Page: _____ of: _____

Pace Analytical®	Document Name: Bottle Identification Form (BIF)	Document Issued: November 15, 2021 Page 1 of 1
	Document No.: F-CAR-CS-043-Rev.01	Issuing Authority: Pace Carolinas Quality Office

***Check mark top half of box if pH and/or dechlorination is verified and within the acceptance range for preservation samples.**

Exceptions: VOA, Coliform, TOC, Oil and Grease, DRO/8015 (water) DOC, LLHg

****Bottom half of box is to list number of bottles**

Project # **WO# : 92586850**

PM: AMB Due Date: 02/15/22

CLIENT: 92-APEX MOOR

Matrix	Item#	BP4U-125 mL Plastic Unpreserved (N/A) (Cl-)	BP3U-250 mL Plastic Unpreserved (N/A)	BP2U-500 mL Plastic Unpreserved (N/A)	BP1U-1 liter Plastic Unpreserved (N/A)	BP4S-125 mL Plastic H2SO4 (pH < 2) (Cl-)	BP3N-250 mL plastic HNO3 (pH < 2)	BP4Z-125 mL Plastic ZN Acetate & NaOH (>9)	BP4B-125 mL Plastic NaOH (pH > 12) (Cl-)	WGFU-Wide-mouthed Glass jar Unpreserved	AG1U-1 liter Amber Unpreserved (N/A) (Cl-)	AG1H-1 liter Amber HCl (pH < 2)	AG3U-250 mL Amber Unpreserved (N/A) (Cl-)	AG1S-1 liter Amber H2SO4 (pH < 2)	AG3S-250 mL Amber H2SO4 (pH < 2)	AG3A(DG3A)-250 mL Amber NH4Cl (N/A)(Cl-)	DG9H-40 mL VOA HCl (N/A)	VG9T-40 mL VOA Na2S2O3 (N/A)	VG9U-40 mL VOA Unpreserved (N/A)	DG9P-40 mL VOA H3PO4 (N/A)	VOAK (3 vials per kit)-5035 kit (N/A)	V/GK (3 vials per kit)-VPH/Gas kit (N/A)	SP5T-125 mL Sterile Plastic (N/A – lab)	SP2T-250 mL Sterile Plastic (N/A – lab)		BP3A-250 mL Plastic (NH2)2SO4 (9.3-9.7)	AGOU-100 mL Amber Unpreserved vials (N/A)	VSGU-20 mL Scintillation vials (N/A)	DG9U-40 mL Amber Unpreserved vials (N/A)
	1						1										7												
	2																												
	3																												
	4																												
	5																												
	6																												
	7																												
	8																												
	9																												
	10																												
	11																												
	12																												

pH Adjustment Log for Preserved Samples

Sample ID	Type of Preservative	pH upon receipt	Date preservation adjusted	Time preservation adjusted	Amount of Preservative added	Lot #

Note: Whenever there is a discrepancy affecting North Carolina compliance samples, a copy of this form will be sent to the North Carolina DEHNR Certification Office (i.e. Out of hold, incorrect preservative, out of temp, incorrect containers.

Pace Analytical Services, LLC
9800 Kincey Ave. Suite 100
Huntersville, NC 28078
(704)875-9092

February 14, 2022

Andrew Street
Apex Companies - NC
5900 Northwoods Business Pkwy
Suite 5900-0
Charlotte, NC 28269

RE: Project: 2020-L1-2448 Incident
Pace Project No.: 92586852

Dear Andrew Street:

Enclosed are the analytical results for sample(s) received by the laboratory on February 08, 2022. The results relate only to the samples included in this report. Results reported herein conform to the applicable TNI/NELAC Standards and the laboratory's Quality Manual, where applicable, unless otherwise noted in the body of the report.

The test results provided in this final report were generated by each of the following laboratories within the Pace Network:

- Pace Analytical Services - Asheville
- Pace Analytical Services - Charlotte

If you have any questions concerning this report, please feel free to contact me.

Sincerely,

Angela M. Baioni

Angela Baioni
angela.baioni@pacelabs.com
(704)875-9092
Project Manager

Enclosures

cc: J Culbreath, Colonial Pipeline Company
Naomi Fretz, APEX Companies, LLC
Robert Hughes, Colonial Pipeline
Cameron Lee, Montrose-EPS
Jamie Moran, APEX Companies, LLC
Jeff Morrison, Colonial Pipeline Company
Tom Naumann, APEX Companies - NC
Joe Nicolette, Montrose-EPS
Kaitlyn Nootens, Apex Companies
Christopher Schultz, Apex Companies
Matt Teixeira, Apex Companies, LLC
Michael Verdon, Colonial Pipeline Company
JM Wyatt, Colonial Pipeline Company

REPORT OF LABORATORY ANALYSIS

This report shall not be reproduced, except in full,
without the written consent of Pace Analytical Services, LLC.

Pace Analytical Services, LLC
9800 Kincey Ave. Suite 100
Huntersville, NC 28078
(704)875-9092

CERTIFICATIONS

Project: 2020-L1-2448 Incident
Pace Project No.: 92586852

Pace Analytical Services Charlotte

South Carolina Laboratory ID: 99006
9800 Kincey Ave. Ste 100, Huntersville, NC 28078
North Carolina Drinking Water Certification #: 37706
North Carolina Field Services Certification #: 5342
North Carolina Wastewater Certification #: 12
South Carolina Laboratory ID: 99006
South Carolina Certification #: 99006001
South Carolina Drinking Water Cert. #: 99006003
Florida/NELAP Certification #: E87627
Kentucky UST Certification #: 84
Louisiana DoH Drinking Water #: LA029
Virginia/VELAP Certification #: 460221

Pace Analytical Services Asheville

2225 Riverside Drive, Asheville, NC 28804
Florida/NELAP Certification #: E87648
North Carolina Drinking Water Certification #: 37712
North Carolina Wastewater Certification #: 40
South Carolina Laboratory ID: 99030
South Carolina Certification #: 99030001
Virginia/VELAP Certification #: 460222

This report shall not be reproduced, except in full,
without the written consent of Pace Analytical Services, LLC.

Pace Analytical Services, LLC
9800 Kincey Ave. Suite 100
Huntersville, NC 28078
(704)875-9092

SAMPLE SUMMARY

Project: 2020-L1-2448 Incident
Pace Project No.: 92586852

Lab ID	Sample ID	Matrix	Date Collected	Date Received
92586852001	**14426_HC_RD**	Water	02/08/22 11:10	02/08/22 13:11

This report shall not be reproduced, except in full,
without the written consent of Pace Analytical Services, LLC.

Pace Analytical Services, LLC
9800 Kincey Ave. Suite 100
Huntersville, NC 28078
(704)875-9092

SAMPLE ANALYTE COUNT

Project: 2020-L1-2448 Incident
Pace Project No.: 92586852

Lab ID	Sample ID	Method	Analysts	Analytes Reported	Laboratory
92586852001	**14426_HC_RD**	MADEP VPH	MAD	6	PASI-C
		EPA 6010D	CBV	1	PASI-A
		SM 6200B	SAS	64	PASI-C

PASI-A = Pace Analytical Services - Asheville
PASI-C = Pace Analytical Services - Charlotte

This report shall not be reproduced, except in full,
without the written consent of Pace Analytical Services, LLC.

Pace Analytical Services, LLC
9800 Kincey Ave. Suite 100
Huntersville, NC 28078
(704)875-9092

ANALYTICAL RESULTS

Project: 2020-L1-2448 Incident
Pace Project No.: 92586852

Sample: 14426_HC_RD **Lab ID: 92586852001** Collected: 02/08/22 11:10 Received: 02/08/22 13:11 Matrix: Water

Parameters	Results	Units	Report Limit	MDL	DF	Prepared	Analyzed	CAS No.	Qual
VPH NC Water	Analytical Method: MADEP VPH Pace Analytical Services - Charlotte								
Total VPH (C5-C12)	ND	ug/L	50.0	50.0	1		02/09/22 05:18		N2
Aliphatic (C05-C08)	ND	ug/L	50.0	50.0	1		02/09/22 05:18		N2
Aliphatic(C09-C12) Adjusted	ND	ug/L	50.0	50.0	1		02/09/22 05:18		N2
Aromatic (C09-C10)	ND	ug/L	50.0	50.0	1		02/09/22 05:18		N2
Surrogates									
4-Bromofluorobenzene (FID) (S)	96	%	70-130		1		02/09/22 05:18	460-00-4	
4-Bromofluorobenzene (PID) (S)	89	%	70-130		1		02/09/22 05:18	460-00-4	
6010 MET ICP	Analytical Method: EPA 6010D Preparation Method: EPA 3010A Pace Analytical Services - Asheville								
Lead	ND	ug/L	5.0	4.5	1	02/12/22 00:10	02/13/22 22:41	7439-92-1	
6200B MSV	Analytical Method: SM 6200B Pace Analytical Services - Charlotte								
Benzene	ND	ug/L	0.50	0.34	1		02/10/22 14:54	71-43-2	
Bromobenzene	ND	ug/L	0.50	0.29	1		02/10/22 14:54	108-86-1	
Bromochloromethane	ND	ug/L	0.50	0.47	1		02/10/22 14:54	74-97-5	
Bromodichloromethane	ND	ug/L	0.50	0.31	1		02/10/22 14:54	75-27-4	
Bromoform	ND	ug/L	0.50	0.34	1		02/10/22 14:54	75-25-2	
Bromomethane	ND	ug/L	5.0	1.7	1		02/10/22 14:54	74-83-9	IH
n-Butylbenzene	ND	ug/L	0.50	0.49	1		02/10/22 14:54	104-51-8	
sec-Butylbenzene	ND	ug/L	0.50	0.40	1		02/10/22 14:54	135-98-8	
tert-Butylbenzene	ND	ug/L	0.50	0.32	1		02/10/22 14:54	98-06-6	
Carbon tetrachloride	ND	ug/L	0.50	0.33	1		02/10/22 14:54	56-23-5	
Chlorobenzene	ND	ug/L	0.50	0.28	1		02/10/22 14:54	108-90-7	
Chloroethane	ND	ug/L	1.0	0.65	1		02/10/22 14:54	75-00-3	
Chloroform	ND	ug/L	0.50	0.35	1		02/10/22 14:54	67-66-3	
Chloromethane	ND	ug/L	1.0	0.54	1		02/10/22 14:54	74-87-3	
2-Chlorotoluene	ND	ug/L	0.50	0.32	1		02/10/22 14:54	95-49-8	
4-Chlorotoluene	ND	ug/L	0.50	0.32	1		02/10/22 14:54	106-43-4	
1,2-Dibromo-3-chloropropane	ND	ug/L	1.0	0.34	1		02/10/22 14:54	96-12-8	
Dibromochloromethane	ND	ug/L	0.50	0.36	1		02/10/22 14:54	124-48-1	
1,2-Dibromoethane (EDB)	ND	ug/L	0.50	0.27	1		02/10/22 14:54	106-93-4	
Dibromomethane	ND	ug/L	0.50	0.39	1		02/10/22 14:54	74-95-3	
1,2-Dichlorobenzene	ND	ug/L	0.50	0.34	1		02/10/22 14:54	95-50-1	
1,3-Dichlorobenzene	ND	ug/L	0.50	0.34	1		02/10/22 14:54	541-73-1	
1,4-Dichlorobenzene	ND	ug/L	0.50	0.33	1		02/10/22 14:54	106-46-7	
Dichlorodifluoromethane	ND	ug/L	0.50	0.35	1		02/10/22 14:54	75-71-8	
1,1-Dichloroethane	ND	ug/L	0.50	0.37	1		02/10/22 14:54	75-34-3	
1,2-Dichloroethane	ND	ug/L	0.50	0.32	1		02/10/22 14:54	107-06-2	
1,1-Dichloroethene	ND	ug/L	0.50	0.35	1		02/10/22 14:54	75-35-4	
cis-1,2-Dichloroethene	ND	ug/L	0.50	0.38	1		02/10/22 14:54	156-59-2	
trans-1,2-Dichloroethene	ND	ug/L	0.50	0.40	1		02/10/22 14:54	156-60-5	
1,2-Dichloropropane	ND	ug/L	0.50	0.36	1		02/10/22 14:54	78-87-5	
1,3-Dichloropropane	ND	ug/L	0.50	0.28	1		02/10/22 14:54	142-28-9	

REPORT OF LABORATORY ANALYSIS

This report shall not be reproduced, except in full,
without the written consent of Pace Analytical Services, LLC.

Pace Analytical Services, LLC
9800 Kincey Ave. Suite 100
Huntersville, NC 28078
(704)875-9092

ANALYTICAL RESULTS

Project: 2020-L1-2448 Incident
Pace Project No.: 92586852

Sample: 14426_HC_RD **Lab ID: 92586852001** Collected: 02/08/22 11:10 Received: 02/08/22 13:11 Matrix: Water

Parameters	Results	Units	Report Limit	MDL	DF	Prepared	Analyzed	CAS No.	Qual
6200B MSV	Analytical Method: SM 6200B Pace Analytical Services - Charlotte								
2,2-Dichloropropane	ND	ug/L	0.50	0.39	1		02/10/22 14:54	594-20-7	
1,1-Dichloropropene	ND	ug/L	0.50	0.43	1		02/10/22 14:54	563-58-6	
cis-1,3-Dichloropropene	ND	ug/L	0.50	0.36	1		02/10/22 14:54	10061-01-5	
trans-1,3-Dichloropropene	ND	ug/L	0.50	0.36	1		02/10/22 14:54	10061-02-6	
Diisopropyl ether	ND	ug/L	0.50	0.31	1		02/10/22 14:54	108-20-3	
Ethanol	ND	ug/L	200	72.2	1		02/10/22 14:54	64-17-5	
Ethylbenzene	ND	ug/L	0.50	0.30	1		02/10/22 14:54	100-41-4	
Hexachloro-1,3-butadiene	ND	ug/L	2.0	1.5	1		02/10/22 14:54	87-68-3	
Isopropylbenzene (Cumene)	ND	ug/L	0.50	0.33	1		02/10/22 14:54	98-82-8	
Methylene Chloride	ND	ug/L	2.0	2.0	1		02/10/22 14:54	75-09-2	
Methyl-tert-butyl ether	ND	ug/L	0.50	0.42	1		02/10/22 14:54	1634-04-4	
Naphthalene	ND	ug/L	2.0	0.64	1		02/10/22 14:54	91-20-3	
n-Propylbenzene	ND	ug/L	0.50	0.34	1		02/10/22 14:54	103-65-1	
Styrene	ND	ug/L	0.50	0.29	1		02/10/22 14:54	100-42-5	
1,1,1,2-Tetrachloroethane	ND	ug/L	0.50	0.31	1		02/10/22 14:54	630-20-6	
1,1,2,2-Tetrachloroethane	ND	ug/L	0.50	0.22	1		02/10/22 14:54	79-34-5	
Tetrachloroethene	ND	ug/L	0.50	0.29	1		02/10/22 14:54	127-18-4	
Toluene	ND	ug/L	0.50	0.48	1		02/10/22 14:54	108-88-3	
1,2,3-Trichlorobenzene	ND	ug/L	2.0	0.81	1		02/10/22 14:54	87-61-6	
1,2,4-Trichlorobenzene	ND	ug/L	2.0	0.64	1		02/10/22 14:54	120-82-1	
1,1,1-Trichloroethane	ND	ug/L	0.50	0.33	1		02/10/22 14:54	71-55-6	
1,1,2-Trichloroethane	ND	ug/L	0.50	0.32	1		02/10/22 14:54	79-00-5	
Trichloroethene	ND	ug/L	0.50	0.38	1		02/10/22 14:54	79-01-6	
Trichlorofluoromethane	ND	ug/L	1.0	0.30	1		02/10/22 14:54	75-69-4	
1,2,3-Trichloropropane	ND	ug/L	0.50	0.26	1		02/10/22 14:54	96-18-4	
1,2,4-Trimethylbenzene	ND	ug/L	0.50	0.50	1		02/10/22 14:54	95-63-6	
1,3,5-Trimethylbenzene	ND	ug/L	0.50	0.33	1		02/10/22 14:54	108-67-8	
Vinyl chloride	ND	ug/L	1.0	0.39	1		02/10/22 14:54	75-01-4	
m&p-Xylene	ND	ug/L	1.0	0.71	1		02/10/22 14:54	179601-23-1	
o-Xylene	ND	ug/L	0.50	0.34	1		02/10/22 14:54	95-47-6	
Surrogates									
1,2-Dichloroethane-d4 (S)	97	%	70-130		1		02/10/22 14:54	17060-07-0	
4-Bromofluorobenzene (S)	94	%	70-130		1		02/10/22 14:54	460-00-4	
Toluene-d8 (S)	101	%	70-130		1		02/10/22 14:54	2037-26-5	

REPORT OF LABORATORY ANALYSIS

This report shall not be reproduced, except in full,
without the written consent of Pace Analytical Services, LLC.

Pace Analytical Services, LLC
9800 Kincey Ave. Suite 100
Huntersville, NC 28078
(704)875-9092

QUALITY CONTROL DATA

Project: 2020-L1-2448 Incident
Pace Project No.: 92586852

QC Batch: 676875
QC Batch Method: MADEP VPH
Analysis Method: MADEP VPH
Analysis Description: VPH NC Water
Laboratory: Pace Analytical Services - Charlotte
Associated Lab Samples: 92586852001

METHOD BLANK: 3542854 Matrix: Water
Associated Lab Samples: 92586852001

Parameter	Units	Blank Result	Reporting Limit	MDL	Analyzed	Qualifiers
Aliphatic (C05-C08)	ug/L	ND	50.0	50.0	02/08/22 20:09	N2
Aromatic (C09-C10)	ug/L	ND	50.0	50.0	02/08/22 20:09	N2
4-Bromofluorobenzene (FID) (S)	%	100	70-130		02/08/22 20:09	
4-Bromofluorobenzene (PID) (S)	%	92	70-130		02/08/22 20:09	

LABORATORY CONTROL SAMPLE & LCSD: 3542855 3542856

Parameter	Units	Spike Conc.	LCS Result	LCSD Result	LCS % Rec	LCSD % Rec	% Rec Limits	RPD	Max RPD	Qualifiers
Aliphatic (C05-C08)	ug/L	300	381	370	127	123	70-130	3	25	N2
Aromatic (C09-C10)	ug/L	100	93.8	93.0	94	93	70-130	1	25	N2
4-Bromofluorobenzene (FID) (S)	%				98	99	70-130			
4-Bromofluorobenzene (PID) (S)	%				90	91	70-130			

Results presented on this page are in the units indicated by the "Units" column except where an alternate unit is presented to the right of the result.

REPORT OF LABORATORY ANALYSIS

This report shall not be reproduced, except in full,
without the written consent of Pace Analytical Services, LLC.

Pace Analytical Services, LLC
9800 Kincey Ave. Suite 100
Huntersville, NC 28078
(704)875-9092

QUALITY CONTROL DATA

Project: 2020-L1-2448 Incident
Pace Project No.: 92586852

QC Batch: 677879
QC Batch Method: EPA 3010A
Analysis Method: EPA 6010D
Analysis Description: 6010 MET
Laboratory: Pace Analytical Services - Asheville
Associated Lab Samples: 92586852001

METHOD BLANK: 3548041 Matrix: Water
Associated Lab Samples: 92586852001

Parameter	Units	Blank Result	Reporting Limit	MDL	Analyzed	Qualifiers
Lead	ug/L	ND	5.0	4.5	02/13/22 22:12	

LABORATORY CONTROL SAMPLE: 3548042

Parameter	Units	Spike Conc.	LCS Result	LCS % Rec	% Rec Limits	Qualifiers
Lead	ug/L	500	500	100	80-120	

MATRIX SPIKE & MATRIX SPIKE DUPLICATE: 3548043 3548044

Parameter	Units	92586847001 Result	MS Spike Conc.	MSD Spike Conc.	MS Result	MSD Result	MS % Rec	MSD % Rec	% Rec Limits	RPD	Max RPD	Qual
Lead	ug/L	21.3	500	500	528	522	101	100	75-125	1	20	

Results presented on this page are in the units indicated by the "Units" column except where an alternate unit is presented to the right of the result.

REPORT OF LABORATORY ANALYSIS

This report shall not be reproduced, except in full,
without the written consent of Pace Analytical Services, LLC.

Pace Analytical Services, LLC
9800 Kincey Ave. Suite 100
Huntersville, NC 28078
(704)875-9092

QUALITY CONTROL DATA

Project: 2020-L1-2448 Incident
Pace Project No.: 92586852

QC Batch: 677123
QC Batch Method: SM 6200B
Analysis Method: SM 6200B
Analysis Description: 6200B MSV
Laboratory: Pace Analytical Services - Charlotte

Associated Lab Samples: 92586852001

METHOD BLANK: 3543836 Matrix: Water
Associated Lab Samples: 92586852001

Parameter	Units	Blank Result	Reporting Limit	MDL	Analyzed	Qualifiers
1,1,1,2-Tetrachloroethane	ug/L	ND	0.50	0.31	02/10/22 10:42	
1,1,1-Trichloroethane	ug/L	ND	0.50	0.33	02/10/22 10:42	
1,1,2,2-Tetrachloroethane	ug/L	ND	0.50	0.22	02/10/22 10:42	
1,1,2-Trichloroethane	ug/L	ND	0.50	0.32	02/10/22 10:42	
1,1-Dichloroethane	ug/L	ND	0.50	0.37	02/10/22 10:42	
1,1-Dichloroethene	ug/L	ND	0.50	0.35	02/10/22 10:42	
1,1-Dichloropropene	ug/L	ND	0.50	0.43	02/10/22 10:42	
1,2,3-Trichlorobenzene	ug/L	ND	2.0	0.81	02/10/22 10:42	
1,2,3-Trichloropropane	ug/L	ND	0.50	0.26	02/10/22 10:42	
1,2,4-Trichlorobenzene	ug/L	ND	2.0	0.64	02/10/22 10:42	
1,2,4-Trimethylbenzene	ug/L	ND	0.50	0.50	02/10/22 10:42	
1,2-Dibromo-3-chloropropane	ug/L	ND	1.0	0.34	02/10/22 10:42	
1,2-Dibromoethane (EDB)	ug/L	ND	0.50	0.27	02/10/22 10:42	
1,2-Dichlorobenzene	ug/L	ND	0.50	0.34	02/10/22 10:42	
1,2-Dichloroethane	ug/L	ND	0.50	0.32	02/10/22 10:42	
1,2-Dichloropropane	ug/L	ND	0.50	0.36	02/10/22 10:42	
1,3,5-Trimethylbenzene	ug/L	ND	0.50	0.33	02/10/22 10:42	
1,3-Dichlorobenzene	ug/L	ND	0.50	0.34	02/10/22 10:42	
1,3-Dichloropropane	ug/L	ND	0.50	0.28	02/10/22 10:42	
1,4-Dichlorobenzene	ug/L	ND	0.50	0.33	02/10/22 10:42	
2,2-Dichloropropane	ug/L	ND	0.50	0.39	02/10/22 10:42	
2-Chlorotoluene	ug/L	ND	0.50	0.32	02/10/22 10:42	
4-Chlorotoluene	ug/L	ND	0.50	0.32	02/10/22 10:42	
Benzene	ug/L	ND	0.50	0.34	02/10/22 10:42	
Bromobenzene	ug/L	ND	0.50	0.29	02/10/22 10:42	
Bromochloromethane	ug/L	ND	0.50	0.47	02/10/22 10:42	
Bromodichloromethane	ug/L	ND	0.50	0.31	02/10/22 10:42	
Bromoform	ug/L	ND	0.50	0.34	02/10/22 10:42	
Bromomethane	ug/L	ND	5.0	1.7	02/10/22 10:42	IH
Carbon tetrachloride	ug/L	ND	0.50	0.33	02/10/22 10:42	
Chlorobenzene	ug/L	ND	0.50	0.28	02/10/22 10:42	
Chloroethane	ug/L	ND	1.0	0.65	02/10/22 10:42	
Chloroform	ug/L	ND	0.50	0.35	02/10/22 10:42	
Chloromethane	ug/L	ND	1.0	0.54	02/10/22 10:42	
cis-1,2-Dichloroethene	ug/L	ND	0.50	0.38	02/10/22 10:42	
cis-1,3-Dichloropropene	ug/L	ND	0.50	0.36	02/10/22 10:42	
Dibromochloromethane	ug/L	ND	0.50	0.36	02/10/22 10:42	
Dibromomethane	ug/L	ND	0.50	0.39	02/10/22 10:42	
Dichlorodifluoromethane	ug/L	ND	0.50	0.35	02/10/22 10:42	
Diisopropyl ether	ug/L	ND	0.50	0.31	02/10/22 10:42	

Results presented on this page are in the units indicated by the "Units" column except where an alternate unit is presented to the right of the result.

REPORT OF LABORATORY ANALYSIS

This report shall not be reproduced, except in full,
without the written consent of Pace Analytical Services, LLC.

Pace Analytical Services, LLC
9800 Kincey Ave. Suite 100
Huntersville, NC 28078
(704)875-9092

QUALITY CONTROL DATA

Project: 2020-L1-2448 Incident
Pace Project No.: 92586852

METHOD BLANK: 3543836 Matrix: Water
Associated Lab Samples: 92586852001

Parameter	Units	Blank Result	Reporting Limit	MDL	Analyzed	Qualifiers
Ethanol	ug/L	ND	200	72.2	02/10/22 10:42	
Ethylbenzene	ug/L	ND	0.50	0.30	02/10/22 10:42	
Hexachloro-1,3-butadiene	ug/L	ND	2.0	1.5	02/10/22 10:42	
Isopropylbenzene (Cumene)	ug/L	ND	0.50	0.33	02/10/22 10:42	
m&p-Xylene	ug/L	ND	1.0	0.71	02/10/22 10:42	
Methyl-tert-butyl ether	ug/L	ND	0.50	0.42	02/10/22 10:42	
Methylene Chloride	ug/L	ND	2.0	2.0	02/10/22 10:42	
n-Butylbenzene	ug/L	ND	0.50	0.49	02/10/22 10:42	
n-Propylbenzene	ug/L	ND	0.50	0.34	02/10/22 10:42	
Naphthalene	ug/L	ND	2.0	0.64	02/10/22 10:42	
o-Xylene	ug/L	ND	0.50	0.34	02/10/22 10:42	
sec-Butylbenzene	ug/L	ND	0.50	0.40	02/10/22 10:42	
Styrene	ug/L	ND	0.50	0.29	02/10/22 10:42	
tert-Butylbenzene	ug/L	ND	0.50	0.32	02/10/22 10:42	
Tetrachloroethene	ug/L	ND	0.50	0.29	02/10/22 10:42	
Toluene	ug/L	ND	0.50	0.48	02/10/22 10:42	
trans-1,2-Dichloroethene	ug/L	ND	0.50	0.40	02/10/22 10:42	
trans-1,3-Dichloropropene	ug/L	ND	0.50	0.36	02/10/22 10:42	
Trichloroethene	ug/L	ND	0.50	0.38	02/10/22 10:42	
Trichlorofluoromethane	ug/L	ND	1.0	0.30	02/10/22 10:42	
Vinyl chloride	ug/L	ND	1.0	0.39	02/10/22 10:42	
1,2-Dichloroethane-d4 (S)	%	93	70-130		02/10/22 10:42	
4-Bromofluorobenzene (S)	%	95	70-130		02/10/22 10:42	
Toluene-d8 (S)	%	100	70-130		02/10/22 10:42	

LABORATORY CONTROL SAMPLE: 3543837

Parameter	Units	Spike Conc.	LCS Result	LCS % Rec	% Rec Limits	Qualifiers
1,1,1,2-Tetrachloroethane	ug/L	50	50.5	101	60-140	
1,1,1-Trichloroethane	ug/L	50	46.1	92	60-140	
1,1,2,2-Tetrachloroethane	ug/L	50	49.5	99	60-140	
1,1,2-Trichloroethane	ug/L	50	48.7	97	60-140	
1,1-Dichloroethane	ug/L	50	44.9	90	60-140	
1,1-Dichloroethene	ug/L	50	44.3	89	60-140	
1,1-Dichloropropene	ug/L	50	45.4	91	60-140	
1,2,3-Trichlorobenzene	ug/L	50	48.3	97	60-140	
1,2,3-Trichloropropane	ug/L	50	46.1	92	60-140	
1,2,4-Trichlorobenzene	ug/L	50	48.2	96	60-140	
1,2,4-Trimethylbenzene	ug/L	50	45.0	90	60-140	
1,2-Dibromo-3-chloropropane	ug/L	50	58.6	117	60-140	
1,2-Dibromoethane (EDB)	ug/L	50	50.3	101	60-140	
1,2-Dichlorobenzene	ug/L	50	45.3	91	60-140	
1,2-Dichloroethane	ug/L	50	44.1	88	60-140	
1,2-Dichloropropane	ug/L	50	48.7	97	60-140	

Results presented on this page are in the units indicated by the "Units" column except where an alternate unit is presented to the right of the result.

REPORT OF LABORATORY ANALYSIS

This report shall not be reproduced, except in full,
without the written consent of Pace Analytical Services, LLC.

Pace Analytical Services, LLC
9800 Kincey Ave. Suite 100
Huntersville, NC 28078
(704)875-9092

QUALITY CONTROL DATA

Project: 2020-L1-2448 Incident
Pace Project No.: 92586852

LABORATORY CONTROL SAMPLE: 3543837

Parameter	Units	Spike Conc.	LCS Result	LCS % Rec	% Rec Limits	Qualifiers
1,3,5-Trimethylbenzene	ug/L	50	45.3	91	60-140	
1,3-Dichlorobenzene	ug/L	50	48.4	97	60-140	
1,3-Dichloropropane	ug/L	50	47.3	95	60-140	
1,4-Dichlorobenzene	ug/L	50	45.5	91	60-140	
2,2-Dichloropropane	ug/L	50	46.3	93	60-140	
2-Chlorotoluene	ug/L	50	45.6	91	60-140	
4-Chlorotoluene	ug/L	50	44.4	89	60-140	
Benzene	ug/L	50	45.6	91	60-140	
Bromobenzene	ug/L	50	46.7	93	60-140	
Bromochloromethane	ug/L	50	48.3	97	60-140	
Bromodichloromethane	ug/L	50	49.8	100	60-140	
Bromoform	ug/L	50	55.8	112	60-140	
Bromomethane	ug/L	50	64.9	130	60-140	IH
Carbon tetrachloride	ug/L	50	49.2	98	60-140	
Chlorobenzene	ug/L	50	46.8	94	60-140	
Chloroethane	ug/L	50	39.3	79	60-140	
Chloroform	ug/L	50	43.4	87	60-140	
Chloromethane	ug/L	50	50.9	102	60-140	
cis-1,2-Dichloroethene	ug/L	50	45.7	91	60-140	
cis-1,3-Dichloropropene	ug/L	50	50.4	101	60-140	
Dibromochloromethane	ug/L	50	51.7	103	60-140	
Dibromomethane	ug/L	50	51.8	104	60-140	
Dichlorodifluoromethane	ug/L	50	58.9	118	60-140	
Diisopropyl ether	ug/L	50	41.4	83	60-140	
Ethanol	ug/L	2000	1920	96	60-140	
Ethylbenzene	ug/L	50	45.5	91	60-140	
Hexachloro-1,3-butadiene	ug/L	50	53.9	108	60-140	
Isopropylbenzene (Cumene)	ug/L	50	46.6	93	60-140	
m&p-Xylene	ug/L	100	92.9	93	60-140	
Methyl-tert-butyl ether	ug/L	50	43.4	87	60-140	
Methylene Chloride	ug/L	50	46.8	94	60-140	
n-Butylbenzene	ug/L	50	45.5	91	60-140	
n-Propylbenzene	ug/L	50	45.3	91	60-140	
Naphthalene	ug/L	50	47.6	95	60-140	
o-Xylene	ug/L	50	48.5	97	60-140	
sec-Butylbenzene	ug/L	50	46.0	92	60-140	
Styrene	ug/L	50	50.0	100	60-140	
tert-Butylbenzene	ug/L	50	38.9	78	60-140	
Tetrachloroethene	ug/L	50	47.8	96	60-140	
Toluene	ug/L	50	46.2	92	60-140	
trans-1,2-Dichloroethene	ug/L	50	45.8	92	60-140	
trans-1,3-Dichloropropene	ug/L	50	51.0	102	60-140	
Trichloroethene	ug/L	50	48.5	97	60-140	
Trichlorofluoromethane	ug/L	50	41.0	82	60-140	
Vinyl chloride	ug/L	50	51.8	104	60-140	
1,2-Dichloroethane-d4 (S)	%			94	70-130	
4-Bromofluorobenzene (S)	%			100	70-130	

Results presented on this page are in the units indicated by the "Units" column except where an alternate unit is presented to the right of the result.

REPORT OF LABORATORY ANALYSIS

This report shall not be reproduced, except in full,
without the written consent of Pace Analytical Services, LLC.

Pace Analytical Services, LLC
9800 Kincey Ave. Suite 100
Huntersville, NC 28078
(704)875-9092

QUALITY CONTROL DATA

Project: 2020-L1-2448 Incident
Pace Project No.: 92586852

LABORATORY CONTROL SAMPLE: 3543837

Parameter	Units	Spike Conc.	LCS Result	LCS % Rec	% Rec Limits	Qualifiers
Toluene-d8 (S)	%			101	70-130	

MATRIX SPIKE & MATRIX SPIKE DUPLICATE: 3543838 3543839

Parameter	Units	92586277011 Result	MS Spike Conc.	MSD Spike Conc.	MS Result	MSD Result	MS % Rec	MSD % Rec	% Rec Limits	RPD	Max RPD	Qual
1,1,1,2-Tetrachloroethane	ug/L	ND	20	20	14.7	21.0	74	105	60-140	35	30	R1
1,1,1-Trichloroethane	ug/L	ND	20	20	14.0	19.0	70	95	60-140	31	30	R1
1,1,2,2-Tetrachloroethane	ug/L	ND	20	20	13.9	20.0	69	100	60-140	36	30	R1
1,1,2-Trichloroethane	ug/L	ND	20	20	14.3	20.4	71	102	60-140	35	30	R1
1,1-Dichloroethane	ug/L	ND	20	20	13.3	19.0	66	95	60-140	36	30	R1
1,1-Dichloroethene	ug/L	ND	20	20	13.6	18.5	68	92	60-140	31	30	R1
1,1-Dichloropropene	ug/L	ND	20	20	14.4	18.8	72	94	60-140	26	30	
1,2,3-Trichlorobenzene	ug/L	ND	20	20	14.8	18.5	74	93	60-140	22	30	
1,2,3-Trichloropropane	ug/L	ND	20	20	13.3	18.4	67	92	60-140	32	30	R1
1,2,4-Trichlorobenzene	ug/L	ND	20	20	15.0	18.9	75	95	60-140	23	30	
1,2,4-Trimethylbenzene	ug/L	3.8	20	20	16.7	20.8	65	85	60-140	22	30	
1,2-Dibromo-3-chloropropane	ug/L	ND	20	20	16.0	22.8	80	114	60-140	35	30	R1
1,2-Dibromoethane (EDB)	ug/L	ND	20	20	14.1	20.6	71	103	60-140	37	30	R1
1,2-Dichlorobenzene	ug/L	ND	20	20	12.5	17.1	62	86	60-140	31	30	R1
1,2-Dichloroethane	ug/L	ND	20	20	13.0	18.5	65	93	60-140	35	30	R1
1,2-Dichloropropane	ug/L	ND	20	20	13.8	19.7	69	99	60-140	36	30	R1
1,3,5-Trimethylbenzene	ug/L	0.91	20	20	14.5	19.2	68	91	60-140	28	30	
1,3-Dichlorobenzene	ug/L	ND	20	20	13.5	18.3	67	91	60-140	30	30	
1,3-Dichloropropane	ug/L	ND	20	20	13.9	19.5	69	98	60-140	34	30	R1
1,4-Dichlorobenzene	ug/L	ND	20	20	13.1	17.7	66	89	60-140	30	30	
2,2-Dichloropropane	ug/L	ND	20	20	13.9	19.3	69	97	60-140	33	30	R1
2-Chlorotoluene	ug/L	ND	20	20	12.9	18.4	64	92	60-140	35	30	R1
4-Chlorotoluene	ug/L	ND	20	20	12.5	17.5	63	88	60-140	33	30	R1
Benzene	ug/L	ND	20	20	13.6	19.4	68	97	60-140	35	30	R1
Bromobenzene	ug/L	ND	20	20	13.3	18.8	67	94	60-140	34	30	R1
Bromochloromethane	ug/L	ND	20	20	14.2	20.2	71	101	60-140	35	30	R1
Bromodichloromethane	ug/L	ND	20	20	13.8	20.2	69	101	60-140	38	30	R1
Bromoform	ug/L	ND	20	20	14.6	20.9	73	104	60-140	35	30	R1
Bromomethane	ug/L	ND	20	20	25.8	30.3	129	152	60-140	16	30	IH,M1
Carbon tetrachloride	ug/L	ND	20	20	15.2	19.7	76	98	60-140	26	30	
Chlorobenzene	ug/L	ND	20	20	13.5	19.4	68	97	60-140	36	30	R1
Chloroethane	ug/L	ND	20	20	16.3	21.4	82	107	60-140	27	30	
Chloroform	ug/L	2.6	20	20	15.7	21.0	66	92	60-140	29	30	
Chloromethane	ug/L	ND	20	20	16.9	22.5	84	113	60-140	29	30	
cis-1,2-Dichloroethene	ug/L	ND	20	20	13.6	19.0	68	95	60-140	33	30	R1
cis-1,3-Dichloropropene	ug/L	ND	20	20	14.3	20.4	71	102	60-140	36	30	R1
Dibromochloromethane	ug/L	ND	20	20	13.9	20.2	70	101	60-140	37	30	R1
Dibromomethane	ug/L	ND	20	20	14.6	22.0	73	110	60-140	40	30	R1

Results presented on this page are in the units indicated by the "Units" column except where an alternate unit is presented to the right of the result.

REPORT OF LABORATORY ANALYSIS

This report shall not be reproduced, except in full,
without the written consent of Pace Analytical Services, LLC.

Pace Analytical Services, LLC
9800 Kincey Ave. Suite 100
Huntersville, NC 28078
(704)875-9092

QUALITY CONTROL DATA

Project: 2020-L1-2448 Incident
Pace Project No.: 92586852

MATRIX SPIKE & MATRIX SPIKE DUPLICATE: 3543838 3543839

Parameter	Units	92586277011 Result	MS Spike Conc.	MSD Spike Conc.	MS Result	MSD Result	MS % Rec	MSD % Rec	% Rec Limits	RPD	Max RPD	Qual
Dichlorodifluoromethane	ug/L	ND	20	20	20.9	23.3	104	117	60-140	11	30	
Diisopropyl ether	ug/L	ND	20	20	11.8	17.2	59	86	60-140	37	30	M1,R1
Ethanol	ug/L	ND	800	800	504	767	63	96	60-140	41	30	R1
Ethylbenzene	ug/L	ND	20	20	13.7	19.4	69	97	60-140	34	30	R1
Hexachloro-1,3-butadiene	ug/L	ND	20	20	19.8	22.2	99	111	60-140	12	30	
Isopropylbenzene (Cumene)	ug/L	0.51	20	20	14.9	19.7	72	96	60-140	28	30	
m&p-Xylene	ug/L	ND	40	40	27.0	38.1	67	95	60-140	34	30	R1
Methyl-tert-butyl ether	ug/L	ND	20	20	12.5	18.5	62	93	60-140	39	30	R1
Methylene Chloride	ug/L	ND	20	20	12.6	19.3	63	96	60-140	41	30	R1
n-Butylbenzene	ug/L	ND	20	20	15.4	18.7	77	94	60-140	19	30	
n-Propylbenzene	ug/L	1.7	20	20	15.1	20.0	67	92	60-140	28	30	
Naphthalene	ug/L	ND	20	20	13.5	16.7	66	82	60-140	22	30	
o-Xylene	ug/L	ND	20	20	14.3	19.7	72	98	60-140	32	30	R1
sec-Butylbenzene	ug/L	0.60	20	20	15.1	19.1	73	93	60-140	23	30	
Styrene	ug/L	ND	20	20	13.4	19.5	67	97	60-140	37	30	R1
tert-Butylbenzene	ug/L	ND	20	20	12.2	15.9	61	80	60-140	26	30	
Tetrachloroethene	ug/L	0.53	20	20	15.2	20.2	73	98	60-140	28	30	
Toluene	ug/L	ND	20	20	13.6	19.3	68	97	60-140	35	30	R1
trans-1,2-Dichloroethene	ug/L	ND	20	20	13.7	19.0	69	95	60-140	32	30	R1
trans-1,3-Dichloropropene	ug/L	ND	20	20	14.0	20.3	70	101	60-140	36	30	R1
Trichloroethene	ug/L	ND	20	20	14.5	20.1	72	100	60-140	32	30	R1
Trichlorofluoromethane	ug/L	ND	20	20	14.4	17.2	72	86	60-140	18	30	
Vinyl chloride	ug/L	ND	20	20	16.3	21.8	81	109	60-140	29	30	
1,2-Dichloroethane-d4 (S)	%						91	92	70-130			
4-Bromofluorobenzene (S)	%						100	99	70-130			
Toluene-d8 (S)	%						101	99	70-130			

Results presented on this page are in the units indicated by the "Units" column except where an alternate unit is presented to the right of the result.

REPORT OF LABORATORY ANALYSIS

This report shall not be reproduced, except in full,
without the written consent of Pace Analytical Services, LLC.

Pace Analytical Services, LLC
9800 Kincey Ave. Suite 100
Huntersville, NC 28078
(704)875-9092

QUALIFIERS

Project: 2020-L1-2448 Incident
Pace Project No.: 92586852

DEFINITIONS

DF - Dilution Factor, if reported, represents the factor applied to the reported data due to dilution of the sample aliquot.

ND - Not Detected at or above adjusted reporting limit.

TNTC - Too Numerous To Count

J - Estimated concentration above the adjusted method detection limit and below the adjusted reporting limit.

MDL - Adjusted Method Detection Limit.

PQL - Practical Quantitation Limit.

RL - Reporting Limit - The lowest concentration value that meets project requirements for quantitative data with known precision and bias for a specific analyte in a specific matrix.

S - Surrogate

1,2-Diphenylhydrazine decomposes to and cannot be separated from Azobenzene using Method 8270. The result for each analyte is a combined concentration.

Consistent with EPA guidelines, unrounded data are displayed and have been used to calculate % recovery and RPD values.

LCS(D) - Laboratory Control Sample (Duplicate)

MS(D) - Matrix Spike (Duplicate)

DUP - Sample Duplicate

RPD - Relative Percent Difference

NC - Not Calculable.

SG - Silica Gel - Clean-Up

U - Indicates the compound was analyzed for, but not detected.

Acid preservation may not be appropriate for 2 Chloroethylvinyl ether.

A separate vial preserved to a pH of 4-5 is recommended in SW846 Chapter 4 for the analysis of Acrolein and Acrylonitrile by EPA Method 8260.

N-Nitrosodiphenylamine decomposes and cannot be separated from Diphenylamine using Method 8270. The result reported for each analyte is a combined concentration.

Reported results are not rounded until the final step prior to reporting. Therefore, calculated parameters that are typically reported as "Total" may vary slightly from the sum of the reported component parameters.

Pace Analytical is TNI accredited. Contact your Pace PM for the current list of accredited analytes.

TNI - The NELAC Institute.

ANALYTE QUALIFIERS

IH	This analyte exceeded secondary source verification criteria high for the initial calibration. The reported results should be considered an estimated value.
M1	Matrix spike recovery exceeded QC limits. Batch accepted based on laboratory control sample (LCS) recovery.
N2	The lab does not hold NELAC/TNI accreditation for this parameter but other accreditations/certifications may apply. A complete list of accreditations/certifications is available upon request.
R1	RPD value was outside control limits.

This report shall not be reproduced, except in full,
without the written consent of Pace Analytical Services, LLC.

Pace Analytical Services, LLC
9800 Kincey Ave. Suite 100
Huntersville, NC 28078
(704)875-9092

QUALITY CONTROL DATA CROSS REFERENCE TABLE

Project: 2020-L1-2448 Incident
Pace Project No.: 92586852

Lab ID	Sample ID	QC Batch Method	QC Batch	Analytical Method	Analytical Batch
92586852001	**14426_HC_RD**	MADEP VPH	676875		
92586852001	**14426_HC_RD**	EPA 3010A	677879	EPA 6010D	677898
92586852001	**14426_HC_RD**	SM 6200B	677123		

This report shall not be reproduced, except in full,
without the written consent of Pace Analytical Services, LLC.

Pace Analytical

CHAIN-OF-CUSTODY Analytical Request Document

Chain-of-Custody is a LEGAL DOCUMENT - Complete all relevent fields

WO# : 92586852

92586852

Company: Apex Companies	Billing Information:
Address:	
Report To: Andrew Street	Email To: andrew.street@apexcos.com
Copy To:	Site Collection Info/Address: 14226 Huntersville Concord RD
Customer Project Name/Number: 2020-LI-2448	State: NC County/City: Huntersville Time Zone Collected: [ ] PT [ ] MT [ ] CT [ ] ET
Phone: Email:	Site/Facility ID #: Compliance Monitoring? [ ] Yes [ ] No
Collected By (print): Matt T.	Purchase Order #: Quote #: DW PWS ID #: DW Location Code:
Collected By (signature):	Turnaround Date Required: ASAP Immediately Packed on Ice: [ ] Yes [ ] No
Sample Disposal: [ ] Dispose as appropriate [ ] Return [ ] Archive: [ ] Hold:	Rush: [ ] Same Day [ ] Next Day [ ] 2 Day [ ] 3 Day [ ] 4 Day [ ] 5 Day (Expedite Charges Apply) Field Filtered (if applicable): [ ] Yes [ ] No Analysis:

** Preservative Types: (1) nitric acid, (2) sulfuric acid, (3) hydrochloric acid, (4) sodium hydroxide, (5) zinc acetate, (6) methanol, (7) sodium bisulfate, (8) sodium thiosulfate, (9) hexane, (A) ascorbic acid, (B) ammonium sulfate, (C) ammonium hydroxide, (D) TSP, (U) Unpreserved, (O) Other _____

* Matrix Codes (Insert in Matrix box below): Drinking Water (DW), Ground Water (GW), Wastewater (WW), Product (P), Soil/Solid (SL), Oil (OL), Wipe (WP), Air (AR), Tissue (TS), Bioassay (B), Vapor (V), Other (OT)

Customer Sample ID	Matrix *	Comp / Grab	Collected (or Composite Start) Date	Collected (or Composite Start) Time	Composite End Date	Composite End Time	Res Cl	# of Ctns	Analyses: VOCs 8260B	MADEP VPH	LEAD	Lab Profile/Line: Lab Sample # / Comments:
14226_HC_RD	DW	G	2-8-22	1110				8	X	X	X	001

Lab Profile/Line: 92586852

Lab Sample Receipt Checklist:

Custody Seals Present/Intact	Y (N) NA
Custody Signatures Present	(Y) N NA
Collector Signature Present	(Y) N NA
Bottles Intact	(Y) N NA
Correct Bottles	(Y) N NA
Sufficient Volume	(Y) N NA
Samples Received on Ice	(Y) N NA
VOA - Headspace Acceptable	(Y) N NA
USDA Regulated Soils	Y N (NA)
Samples in Holding Time	(Y) N NA
Residual Chlorine Present	Y N (NA)
Cl Strips:	
Sample pH Acceptable	(Y) N NA
pH Strips: 223819AV	
Sulfide Present	Y N (NA)
Lead Acetate Strips:	

Customer Remarks / Special Conditions / Possible Hazards:

Type of Ice Used: (Wet) Blue Dry None

Packing Material Used: b. bags

Radchem sample(s) screened (<500 cpm): Y N (NA)

SHORT HOLDS PRESENT (<72 hours): Y (N) N/A

Lab Tracking #: 2632551

Samples received via: FEDEX UPS (Client) Courier Pace Courier

Lab Sample Temperature Info:

Temp Blank Received: Y (N) NA

Therm ID#: IR9TOG4

Cooler 1 Temp Upon Receipt: 4.5 oC

Cooler 1 Therm Corr. Factor: 0 oC

Cooler 1 Corrected Temp: 4.5 oC

Comments:

Relinquished by/Company: (Signature)	Date/Time:	Received by/Company: (Signature)	Date/Time:
Rex / Apex	2-8-22/1311	[signature] PACE HVL	2/9/22 13:11
Relinquished by/Company: (Signature)	Date/Time:	Received by/Company: (Signature)	Date/Time:
Relinquished by/Company: (Signature)	Date/Time:	Received by/Company: (Signature)	Date/Time:

MTJL LAB USE ONLY

Table #:

Acctnum:

Template:

Prelogin:

PM:

PB:

Trip Blank Received: Y (N) NA

HCL MeOH TSP Other

Non Conformance(s): YES / (NO)

Page: _____ of: _____

Pace Analytical®	Document Name: Bottle Identification Form (BIF)	Document Issued: November 15, 2021
		Page 1 of 1
	Document No.: F-CAR-CS-043-Rev.01	Issuing Authority: Pace Carolinas Quality Off

***Check mark top half of box if pH and/or dechlorination is verified and within the acceptance range for preservation samples.**

Exceptions: VOA, Coliform, TOC, Oil and Grease, DRO/8015 (water) DOC, LLHg

****Bottom half of box is to list number of bottles**

Project # WO# : 92586852

PM: AMB Due Date: 02/15/22

CLIENT: 92-APEX MOOR

Matrix	Item#	BP4U-125 mL Plastic Unpreserved (N/A) (Cl-)	BP3U-250 mL Plastic Unpreserved (N/A)	BP2U-500 mL Plastic Unpreserved (N/A)	BP1U-1 liter Plastic Unpreserved (N/A)	BP4S-125 mL Plastic H2SO4 (pH < 2) (Cl-)	BP3N-250 mL plastic HNO3 (pH < 2)	BP4Z-125 mL Plastic ZN Acetate & NaOH (>9)	BP4B-125 mL Plastic NaOH (pH > 12) (Cl-)	WGFU-Wide-mouthed Glass jar Unpreserved	AG1U-1 liter Amber Unpreserved (N/A) (Cl-)	AG1H-1 liter Amber HCl (pH < 2)	AG3U-250 mL Amber Unpreserved (N/A) (Cl-)	AG1S-1 liter Amber H2SO4 (pH < 2)	AG3S-250 mL Amber H2SO4 (pH < 2)	AG3A(DG3A)-250 mL Amber NH4Cl (N/A)(Cl-)	DG9H-40 mL VOA HCl (N/A)	VG9T-40 mL VOA Na2S2O3 (N/A)	VG9U-40 mL VOA Unpreserved (N/A)	DG9P-40 mL VOA H3PO4 (N/A)	VOAK (3 vials per kit)-5035 kit (N/A)	V/GK (3 vials per kit)-VPH/Gas kit (N/A)	SP5T-125 mL Sterile Plastic (N/A – lab)	SP2T-250 mL Sterile Plastic (N/A – lab)		BP3A-250 mL Plastic (NH2)2SO4 (9.3-9.7)	AG0U-100 mL Amber Unpreserved vials (N/A)	VSGU-20 mL Scintillation vials (N/A)	DG9U-40 mL Amber Unpreserved vials (N/A)
	1						1✓										7													
	2																													
	3																													
	4																													
	5																													
	6																													
	7																													
	8																													
	9																													
	10																													
	11																													
	12																													

pH Adjustment Log for Preserved Samples

Sample ID	Type of Preservative	pH upon receipt	Date preservation adjusted	Time preservation adjusted	Amount of Preservative added	Lot #

Note: Whenever there is a discrepancy affecting North Carolina compliance samples, a copy of this form will be sent to the North Carolina DEHNR Certification Office (i.e. Out of hold, incorrect preservative, out of temp, incorrect containers.

Pace Analytical Services, LLC
9800 Kincey Ave. Suite 100
Huntersville, NC 28078
(704)875-9092

February 14, 2022

Andrew Street
Apex Companies - NC
5900 Northwoods Business Pkwy
Suite 5900-0
Charlotte, NC 28269

RE: Project: 2020-L1-2448 Incident
Pace Project No.: 92586858

Dear Andrew Street:

Enclosed are the analytical results for sample(s) received by the laboratory on February 08, 2022. The results relate only to the samples included in this report. Results reported herein conform to the applicable TNI/NELAC Standards and the laboratory's Quality Manual, where applicable, unless otherwise noted in the body of the report.

The test results provided in this final report were generated by each of the following laboratories within the Pace Network:

- Pace Analytical Services - Asheville
- Pace Analytical Services - Charlotte

If you have any questions concerning this report, please feel free to contact me.

Sincerely,

Angela M. Baioni

Angela Baioni
angela.baioni@pacelabs.com
(704)875-9092
Project Manager

Enclosures

cc: J Culbreath, Colonial Pipeline Company
Naomi Fretz, APEX Companies, LLC
Robert Hughes, Colonial Pipeline
Cameron Lee, Montrose-EPS
Jamie Moran, APEX Companies, LLC
Jeff Morrison, Colonial Pipeline Company
Tom Naumann, APEX Companies - NC
Joe Nicolette, Montrose-EPS
Kaitlyn Nootens, Apex Companies
Christopher Schultz, Apex Companies
Matt Teixeira, Apex Companies, LLC
Michael Verdon, Colonial Pipeline Company
JM Wyatt, Colonial Pipeline Company

REPORT OF LABORATORY ANALYSIS

This report shall not be reproduced, except in full,
without the written consent of Pace Analytical Services, LLC.

Pace Analytical Services, LLC
9800 Kincey Ave. Suite 100
Huntersville, NC 28078
(704)875-9092

CERTIFICATIONS

Project: 2020-L1-2448 Incident
Pace Project No.: 92586858

Pace Analytical Services Charlotte

South Carolina Laboratory ID: 99006
9800 Kincey Ave. Ste 100, Huntersville, NC 28078
North Carolina Drinking Water Certification #: 37706
North Carolina Field Services Certification #: 5342
North Carolina Wastewater Certification #: 12
South Carolina Laboratory ID: 99006
South Carolina Certification #: 99006001
South Carolina Drinking Water Cert. #: 99006003
Florida/NELAP Certification #: E87627
Kentucky UST Certification #: 84
Louisiana DoH Drinking Water #: LA029
Virginia/VELAP Certification #: 460221

Pace Analytical Services Asheville

2225 Riverside Drive, Asheville, NC 28804
Florida/NELAP Certification #: E87648
North Carolina Drinking Water Certification #: 37712
North Carolina Wastewater Certification #: 40
South Carolina Laboratory ID: 99030
South Carolina Certification #: 99030001
Virginia/VELAP Certification #: 460222

This report shall not be reproduced, except in full,
without the written consent of Pace Analytical Services, LLC.

Pace Analytical Services, LLC
9800 Kincey Ave. Suite 100
Huntersville, NC 28078
(704)875-9092

SAMPLE SUMMARY

Project: 2020-L1-2448 Incident
Pace Project No.: 92586858

Lab ID	Sample ID	Matrix	Date Collected	Date Received
92586858001	**13835_AC_RD**	Water	02/08/22 10:45	02/08/22 13:11

This report shall not be reproduced, except in full,
without the written consent of Pace Analytical Services, LLC.

Pace Analytical Services, LLC
9800 Kincey Ave. Suite 100
Huntersville, NC 28078
(704)875-9092

SAMPLE ANALYTE COUNT

Project: 2020-L1-2448 Incident
Pace Project No.: 92586858

Lab ID	Sample ID	Method	Analysts	Analytes Reported	Laboratory
92586858001	**13835_AC_RD**	MADEP VPH	MAD	6	PASI-C
		EPA 6010D	CBV	1	PASI-A
		SM 6200B	SAS	64	PASI-C

PASI-A = Pace Analytical Services - Asheville
PASI-C = Pace Analytical Services - Charlotte

This report shall not be reproduced, except in full,
without the written consent of Pace Analytical Services, LLC.

Pace Analytical Services, LLC
9800 Kincey Ave. Suite 100
Huntersville, NC 28078
(704)875-9092

ANALYTICAL RESULTS

Project: 2020-L1-2448 Incident
Pace Project No.: 92586858

Sample: 13835_AC_RD **Lab ID: 92586858001** Collected: 02/08/22 10:45 Received: 02/08/22 13:11 Matrix: Water

Parameters	Results	Units	Report Limit	MDL	DF	Prepared	Analyzed	CAS No.	Qual
VPH NC Water	Analytical Method: MADEP VPH Pace Analytical Services - Charlotte								
Total VPH (C5-C12)	ND	ug/L	50.0	50.0	1		02/09/22 05:47		N2
Aliphatic (C05-C08)	ND	ug/L	50.0	50.0	1		02/09/22 05:47		N2
Aliphatic(C09-C12) Adjusted	ND	ug/L	50.0	50.0	1		02/09/22 05:47		N2
Aromatic (C09-C10)	ND	ug/L	50.0	50.0	1		02/09/22 05:47		N2
Surrogates									
4-Bromofluorobenzene (FID) (S)	98	%	70-130		1		02/09/22 05:47	460-00-4	
4-Bromofluorobenzene (PID) (S)	91	%	70-130		1		02/09/22 05:47	460-00-4	
6010 MET ICP	Analytical Method: EPA 6010D Preparation Method: EPA 3010A Pace Analytical Services - Asheville								
Lead	ND	ug/L	5.0	4.5	1	02/12/22 00:10	02/13/22 22:45	7439-92-1	
6200B MSV	Analytical Method: SM 6200B Pace Analytical Services - Charlotte								
Benzene	ND	ug/L	0.50	0.34	1		02/10/22 15:12	71-43-2	
Bromobenzene	ND	ug/L	0.50	0.29	1		02/10/22 15:12	108-86-1	
Bromochloromethane	ND	ug/L	0.50	0.47	1		02/10/22 15:12	74-97-5	
Bromodichloromethane	ND	ug/L	0.50	0.31	1		02/10/22 15:12	75-27-4	
Bromoform	ND	ug/L	0.50	0.34	1		02/10/22 15:12	75-25-2	
Bromomethane	ND	ug/L	5.0	1.7	1		02/10/22 15:12	74-83-9	IH
n-Butylbenzene	ND	ug/L	0.50	0.49	1		02/10/22 15:12	104-51-8	
sec-Butylbenzene	ND	ug/L	0.50	0.40	1		02/10/22 15:12	135-98-8	
tert-Butylbenzene	ND	ug/L	0.50	0.32	1		02/10/22 15:12	98-06-6	
Carbon tetrachloride	ND	ug/L	0.50	0.33	1		02/10/22 15:12	56-23-5	
Chlorobenzene	ND	ug/L	0.50	0.28	1		02/10/22 15:12	108-90-7	
Chloroethane	ND	ug/L	1.0	0.65	1		02/10/22 15:12	75-00-3	
Chloroform	**0.47J**	ug/L	0.50	0.35	1		02/10/22 15:12	67-66-3	
Chloromethane	ND	ug/L	1.0	0.54	1		02/10/22 15:12	74-87-3	
2-Chlorotoluene	ND	ug/L	0.50	0.32	1		02/10/22 15:12	95-49-8	
4-Chlorotoluene	ND	ug/L	0.50	0.32	1		02/10/22 15:12	106-43-4	
1,2-Dibromo-3-chloropropane	ND	ug/L	1.0	0.34	1		02/10/22 15:12	96-12-8	
Dibromochloromethane	ND	ug/L	0.50	0.36	1		02/10/22 15:12	124-48-1	
1,2-Dibromoethane (EDB)	ND	ug/L	0.50	0.27	1		02/10/22 15:12	106-93-4	
Dibromomethane	ND	ug/L	0.50	0.39	1		02/10/22 15:12	74-95-3	
1,2-Dichlorobenzene	ND	ug/L	0.50	0.34	1		02/10/22 15:12	95-50-1	
1,3-Dichlorobenzene	ND	ug/L	0.50	0.34	1		02/10/22 15:12	541-73-1	
1,4-Dichlorobenzene	ND	ug/L	0.50	0.33	1		02/10/22 15:12	106-46-7	
Dichlorodifluoromethane	ND	ug/L	0.50	0.35	1		02/10/22 15:12	75-71-8	
1,1-Dichloroethane	ND	ug/L	0.50	0.37	1		02/10/22 15:12	75-34-3	
1,2-Dichloroethane	ND	ug/L	0.50	0.32	1		02/10/22 15:12	107-06-2	
1,1-Dichloroethene	ND	ug/L	0.50	0.35	1		02/10/22 15:12	75-35-4	
cis-1,2-Dichloroethene	ND	ug/L	0.50	0.38	1		02/10/22 15:12	156-59-2	
trans-1,2-Dichloroethene	ND	ug/L	0.50	0.40	1		02/10/22 15:12	156-60-5	
1,2-Dichloropropane	ND	ug/L	0.50	0.36	1		02/10/22 15:12	78-87-5	
1,3-Dichloropropane	ND	ug/L	0.50	0.28	1		02/10/22 15:12	142-28-9	

REPORT OF LABORATORY ANALYSIS

This report shall not be reproduced, except in full,
without the written consent of Pace Analytical Services, LLC.

Pace Analytical Services, LLC
9800 Kincey Ave. Suite 100
Huntersville, NC 28078
(704)875-9092

ANALYTICAL RESULTS

Project: 2020-L1-2448 Incident
Pace Project No.: 92586858

Sample: 13835_AC_RD **Lab ID: 92586858001** Collected: 02/08/22 10:45 Received: 02/08/22 13:11 Matrix: Water

Parameters	Results	Units	Report Limit	MDL	DF	Prepared	Analyzed	CAS No.	Qual
6200B MSV	Analytical Method: SM 6200B Pace Analytical Services - Charlotte								
2,2-Dichloropropane	ND	ug/L	0.50	0.39	1		02/10/22 15:12	594-20-7	
1,1-Dichloropropene	ND	ug/L	0.50	0.43	1		02/10/22 15:12	563-58-6	
cis-1,3-Dichloropropene	ND	ug/L	0.50	0.36	1		02/10/22 15:12	10061-01-5	
trans-1,3-Dichloropropene	ND	ug/L	0.50	0.36	1		02/10/22 15:12	10061-02-6	
Diisopropyl ether	ND	ug/L	0.50	0.31	1		02/10/22 15:12	108-20-3	
Ethanol	ND	ug/L	200	72.2	1		02/10/22 15:12	64-17-5	
Ethylbenzene	ND	ug/L	0.50	0.30	1		02/10/22 15:12	100-41-4	
Hexachloro-1,3-butadiene	ND	ug/L	2.0	1.5	1		02/10/22 15:12	87-68-3	
Isopropylbenzene (Cumene)	ND	ug/L	0.50	0.33	1		02/10/22 15:12	98-82-8	
Methylene Chloride	ND	ug/L	2.0	2.0	1		02/10/22 15:12	75-09-2	
Methyl-tert-butyl ether	ND	ug/L	0.50	0.42	1		02/10/22 15:12	1634-04-4	
Naphthalene	ND	ug/L	2.0	0.64	1		02/10/22 15:12	91-20-3	
n-Propylbenzene	ND	ug/L	0.50	0.34	1		02/10/22 15:12	103-65-1	
Styrene	ND	ug/L	0.50	0.29	1		02/10/22 15:12	100-42-5	
1,1,1,2-Tetrachloroethane	ND	ug/L	0.50	0.31	1		02/10/22 15:12	630-20-6	
1,1,2,2-Tetrachloroethane	ND	ug/L	0.50	0.22	1		02/10/22 15:12	79-34-5	
Tetrachloroethene	ND	ug/L	0.50	0.29	1		02/10/22 15:12	127-18-4	
Toluene	ND	ug/L	0.50	0.48	1		02/10/22 15:12	108-88-3	
1,2,3-Trichlorobenzene	ND	ug/L	2.0	0.81	1		02/10/22 15:12	87-61-6	
1,2,4-Trichlorobenzene	ND	ug/L	2.0	0.64	1		02/10/22 15:12	120-82-1	
1,1,1-Trichloroethane	ND	ug/L	0.50	0.33	1		02/10/22 15:12	71-55-6	
1,1,2-Trichloroethane	ND	ug/L	0.50	0.32	1		02/10/22 15:12	79-00-5	
Trichloroethene	ND	ug/L	0.50	0.38	1		02/10/22 15:12	79-01-6	
Trichlorofluoromethane	ND	ug/L	1.0	0.30	1		02/10/22 15:12	75-69-4	
1,2,3-Trichloropropane	ND	ug/L	0.50	0.26	1		02/10/22 15:12	96-18-4	
1,2,4-Trimethylbenzene	ND	ug/L	0.50	0.50	1		02/10/22 15:12	95-63-6	
1,3,5-Trimethylbenzene	ND	ug/L	0.50	0.33	1		02/10/22 15:12	108-67-8	
Vinyl chloride	ND	ug/L	1.0	0.39	1		02/10/22 15:12	75-01-4	
m&p-Xylene	ND	ug/L	1.0	0.71	1		02/10/22 15:12	179601-23-1	
o-Xylene	ND	ug/L	0.50	0.34	1		02/10/22 15:12	95-47-6	
Surrogates									
1,2-Dichloroethane-d4 (S)	91	%	70-130		1		02/10/22 15:12	17060-07-0	
4-Bromofluorobenzene (S)	94	%	70-130		1		02/10/22 15:12	460-00-4	
Toluene-d8 (S)	98	%	70-130		1		02/10/22 15:12	2037-26-5	

REPORT OF LABORATORY ANALYSIS

This report shall not be reproduced, except in full,
without the written consent of Pace Analytical Services, LLC.

Pace Analytical Services, LLC
9800 Kincey Ave. Suite 100
Huntersville, NC 28078
(704)875-9092

QUALITY CONTROL DATA

Project: 2020-L1-2448 Incident
Pace Project No.: 92586858

QC Batch: 676875
QC Batch Method: MADEP VPH
Analysis Method: MADEP VPH
Analysis Description: VPH NC Water
Laboratory: Pace Analytical Services - Charlotte
Associated Lab Samples: 92586858001

METHOD BLANK: 3542854 Matrix: Water
Associated Lab Samples: 92586858001

Parameter	Units	Blank Result	Reporting Limit	MDL	Analyzed	Qualifiers
Aliphatic (C05-C08)	ug/L	ND	50.0	50.0	02/08/22 20:09	N2
Aromatic (C09-C10)	ug/L	ND	50.0	50.0	02/08/22 20:09	N2
4-Bromofluorobenzene (FID) (S)	%	100	70-130		02/08/22 20:09	
4-Bromofluorobenzene (PID) (S)	%	92	70-130		02/08/22 20:09	

LABORATORY CONTROL SAMPLE & LCSD: 3542855 3542856

Parameter	Units	Spike Conc.	LCS Result	LCSD Result	LCS % Rec	LCSD % Rec	% Rec Limits	RPD	Max RPD	Qualifiers
Aliphatic (C05-C08)	ug/L	300	381	370	127	123	70-130	3	25	N2
Aromatic (C09-C10)	ug/L	100	93.8	93.0	94	93	70-130	1	25	N2
4-Bromofluorobenzene (FID) (S)	%				98	99	70-130			
4-Bromofluorobenzene (PID) (S)	%				90	91	70-130			

Results presented on this page are in the units indicated by the "Units" column except where an alternate unit is presented to the right of the result.

REPORT OF LABORATORY ANALYSIS

This report shall not be reproduced, except in full,
without the written consent of Pace Analytical Services, LLC.

Pace Analytical Services, LLC
9800 Kincey Ave. Suite 100
Huntersville, NC 28078
(704)875-9092

QUALITY CONTROL DATA

Project: 2020-L1-2448 Incident
Pace Project No.: 92586858

QC Batch: 677879
QC Batch Method: EPA 3010A
Analysis Method: EPA 6010D
Analysis Description: 6010 MET
Laboratory: Pace Analytical Services - Asheville

Associated Lab Samples: 92586858001

METHOD BLANK: 3548041 Matrix: Water
Associated Lab Samples: 92586858001

Parameter	Units	Blank Result	Reporting Limit	MDL	Analyzed	Qualifiers
Lead	ug/L	ND	5.0	4.5	02/13/22 22:12	

LABORATORY CONTROL SAMPLE: 3548042

Parameter	Units	Spike Conc.	LCS Result	LCS % Rec	% Rec Limits	Qualifiers
Lead	ug/L	500	500	100	80-120	

MATRIX SPIKE & MATRIX SPIKE DUPLICATE: 3548043 3548044

Parameter	Units	92586847001 Result	MS Spike Conc.	MSD Spike Conc.	MS Result	MSD Result	MS % Rec	MSD % Rec	% Rec Limits	RPD	Max RPD	Qual
Lead	ug/L	21.3	500	500	528	522	101	100	75-125	1	20	

Results presented on this page are in the units indicated by the "Units" column except where an alternate unit is presented to the right of the result.

REPORT OF LABORATORY ANALYSIS

This report shall not be reproduced, except in full,
without the written consent of Pace Analytical Services, LLC.

Pace Analytical Services, LLC
9800 Kincey Ave. Suite 100
Huntersville, NC 28078
(704)875-9092

QUALITY CONTROL DATA

Project: 2020-L1-2448 Incident
Pace Project No.: 92586858

QC Batch: 677123
QC Batch Method: SM 6200B
Analysis Method: SM 6200B
Analysis Description: 6200B MSV
Laboratory: Pace Analytical Services - Charlotte

Associated Lab Samples: 92586858001

METHOD BLANK: 3543836 Matrix: Water
Associated Lab Samples: 92586858001

Parameter	Units	Blank Result	Reporting Limit	MDL	Analyzed	Qualifiers
1,1,1,2-Tetrachloroethane	ug/L	ND	0.50	0.31	02/10/22 10:42	
1,1,1-Trichloroethane	ug/L	ND	0.50	0.33	02/10/22 10:42	
1,1,2,2-Tetrachloroethane	ug/L	ND	0.50	0.22	02/10/22 10:42	
1,1,2-Trichloroethane	ug/L	ND	0.50	0.32	02/10/22 10:42	
1,1-Dichloroethane	ug/L	ND	0.50	0.37	02/10/22 10:42	
1,1-Dichloroethene	ug/L	ND	0.50	0.35	02/10/22 10:42	
1,1-Dichloropropene	ug/L	ND	0.50	0.43	02/10/22 10:42	
1,2,3-Trichlorobenzene	ug/L	ND	2.0	0.81	02/10/22 10:42	
1,2,3-Trichloropropane	ug/L	ND	0.50	0.26	02/10/22 10:42	
1,2,4-Trichlorobenzene	ug/L	ND	2.0	0.64	02/10/22 10:42	
1,2,4-Trimethylbenzene	ug/L	ND	0.50	0.50	02/10/22 10:42	
1,2-Dibromo-3-chloropropane	ug/L	ND	1.0	0.34	02/10/22 10:42	
1,2-Dibromoethane (EDB)	ug/L	ND	0.50	0.27	02/10/22 10:42	
1,2-Dichlorobenzene	ug/L	ND	0.50	0.34	02/10/22 10:42	
1,2-Dichloroethane	ug/L	ND	0.50	0.32	02/10/22 10:42	
1,2-Dichloropropane	ug/L	ND	0.50	0.36	02/10/22 10:42	
1,3,5-Trimethylbenzene	ug/L	ND	0.50	0.33	02/10/22 10:42	
1,3-Dichlorobenzene	ug/L	ND	0.50	0.34	02/10/22 10:42	
1,3-Dichloropropane	ug/L	ND	0.50	0.28	02/10/22 10:42	
1,4-Dichlorobenzene	ug/L	ND	0.50	0.33	02/10/22 10:42	
2,2-Dichloropropane	ug/L	ND	0.50	0.39	02/10/22 10:42	
2-Chlorotoluene	ug/L	ND	0.50	0.32	02/10/22 10:42	
4-Chlorotoluene	ug/L	ND	0.50	0.32	02/10/22 10:42	
Benzene	ug/L	ND	0.50	0.34	02/10/22 10:42	
Bromobenzene	ug/L	ND	0.50	0.29	02/10/22 10:42	
Bromochloromethane	ug/L	ND	0.50	0.47	02/10/22 10:42	
Bromodichloromethane	ug/L	ND	0.50	0.31	02/10/22 10:42	
Bromoform	ug/L	ND	0.50	0.34	02/10/22 10:42	
Bromomethane	ug/L	ND	5.0	1.7	02/10/22 10:42	IH
Carbon tetrachloride	ug/L	ND	0.50	0.33	02/10/22 10:42	
Chlorobenzene	ug/L	ND	0.50	0.28	02/10/22 10:42	
Chloroethane	ug/L	ND	1.0	0.65	02/10/22 10:42	
Chloroform	ug/L	ND	0.50	0.35	02/10/22 10:42	
Chloromethane	ug/L	ND	1.0	0.54	02/10/22 10:42	
cis-1,2-Dichloroethene	ug/L	ND	0.50	0.38	02/10/22 10:42	
cis-1,3-Dichloropropene	ug/L	ND	0.50	0.36	02/10/22 10:42	
Dibromochloromethane	ug/L	ND	0.50	0.36	02/10/22 10:42	
Dibromomethane	ug/L	ND	0.50	0.39	02/10/22 10:42	
Dichlorodifluoromethane	ug/L	ND	0.50	0.35	02/10/22 10:42	
Diisopropyl ether	ug/L	ND	0.50	0.31	02/10/22 10:42	

Results presented on this page are in the units indicated by the "Units" column except where an alternate unit is presented to the right of the result.

REPORT OF LABORATORY ANALYSIS

This report shall not be reproduced, except in full,
without the written consent of Pace Analytical Services, LLC.

Pace Analytical Services, LLC
9800 Kincey Ave. Suite 100
Huntersville, NC 28078
(704)875-9092

QUALITY CONTROL DATA

Project: 2020-L1-2448 Incident
Pace Project No.: 92586858

METHOD BLANK: 3543836 Matrix: Water
Associated Lab Samples: 92586858001

Parameter	Units	Blank Result	Reporting Limit	MDL	Analyzed	Qualifiers
Ethanol	ug/L	ND	200	72.2	02/10/22 10:42	
Ethylbenzene	ug/L	ND	0.50	0.30	02/10/22 10:42	
Hexachloro-1,3-butadiene	ug/L	ND	2.0	1.5	02/10/22 10:42	
Isopropylbenzene (Cumene)	ug/L	ND	0.50	0.33	02/10/22 10:42	
m&p-Xylene	ug/L	ND	1.0	0.71	02/10/22 10:42	
Methyl-tert-butyl ether	ug/L	ND	0.50	0.42	02/10/22 10:42	
Methylene Chloride	ug/L	ND	2.0	2.0	02/10/22 10:42	
n-Butylbenzene	ug/L	ND	0.50	0.49	02/10/22 10:42	
n-Propylbenzene	ug/L	ND	0.50	0.34	02/10/22 10:42	
Naphthalene	ug/L	ND	2.0	0.64	02/10/22 10:42	
o-Xylene	ug/L	ND	0.50	0.34	02/10/22 10:42	
sec-Butylbenzene	ug/L	ND	0.50	0.40	02/10/22 10:42	
Styrene	ug/L	ND	0.50	0.29	02/10/22 10:42	
tert-Butylbenzene	ug/L	ND	0.50	0.32	02/10/22 10:42	
Tetrachloroethene	ug/L	ND	0.50	0.29	02/10/22 10:42	
Toluene	ug/L	ND	0.50	0.48	02/10/22 10:42	
trans-1,2-Dichloroethene	ug/L	ND	0.50	0.40	02/10/22 10:42	
trans-1,3-Dichloropropene	ug/L	ND	0.50	0.36	02/10/22 10:42	
Trichloroethene	ug/L	ND	0.50	0.38	02/10/22 10:42	
Trichlorofluoromethane	ug/L	ND	1.0	0.30	02/10/22 10:42	
Vinyl chloride	ug/L	ND	1.0	0.39	02/10/22 10:42	
1,2-Dichloroethane-d4 (S)	%	93	70-130		02/10/22 10:42	
4-Bromofluorobenzene (S)	%	95	70-130		02/10/22 10:42	
Toluene-d8 (S)	%	100	70-130		02/10/22 10:42	

LABORATORY CONTROL SAMPLE: 3543837

Parameter	Units	Spike Conc.	LCS Result	LCS % Rec	% Rec Limits	Qualifiers
1,1,1,2-Tetrachloroethane	ug/L	50	50.5	101	60-140	
1,1,1-Trichloroethane	ug/L	50	46.1	92	60-140	
1,1,2,2-Tetrachloroethane	ug/L	50	49.5	99	60-140	
1,1,2-Trichloroethane	ug/L	50	48.7	97	60-140	
1,1-Dichloroethane	ug/L	50	44.9	90	60-140	
1,1-Dichloroethene	ug/L	50	44.3	89	60-140	
1,1-Dichloropropene	ug/L	50	45.4	91	60-140	
1,2,3-Trichlorobenzene	ug/L	50	48.3	97	60-140	
1,2,3-Trichloropropane	ug/L	50	46.1	92	60-140	
1,2,4-Trichlorobenzene	ug/L	50	48.2	96	60-140	
1,2,4-Trimethylbenzene	ug/L	50	45.0	90	60-140	
1,2-Dibromo-3-chloropropane	ug/L	50	58.6	117	60-140	
1,2-Dibromoethane (EDB)	ug/L	50	50.3	101	60-140	
1,2-Dichlorobenzene	ug/L	50	45.3	91	60-140	
1,2-Dichloroethane	ug/L	50	44.1	88	60-140	
1,2-Dichloropropane	ug/L	50	48.7	97	60-140	

Results presented on this page are in the units indicated by the "Units" column except where an alternate unit is presented to the right of the result.

REPORT OF LABORATORY ANALYSIS

This report shall not be reproduced, except in full,
without the written consent of Pace Analytical Services, LLC.

Pace Analytical Services, LLC
9800 Kincey Ave. Suite 100
Huntersville, NC 28078
(704)875-9092

QUALITY CONTROL DATA

Project: 2020-L1-2448 Incident
Pace Project No.: 92586858

LABORATORY CONTROL SAMPLE: 3543837

Parameter	Units	Spike Conc.	LCS Result	LCS % Rec	% Rec Limits	Qualifiers
1,3,5-Trimethylbenzene	ug/L	50	45.3	91	60-140	
1,3-Dichlorobenzene	ug/L	50	48.4	97	60-140	
1,3-Dichloropropane	ug/L	50	47.3	95	60-140	
1,4-Dichlorobenzene	ug/L	50	45.5	91	60-140	
2,2-Dichloropropane	ug/L	50	46.3	93	60-140	
2-Chlorotoluene	ug/L	50	45.6	91	60-140	
4-Chlorotoluene	ug/L	50	44.4	89	60-140	
Benzene	ug/L	50	45.6	91	60-140	
Bromobenzene	ug/L	50	46.7	93	60-140	
Bromochloromethane	ug/L	50	48.3	97	60-140	
Bromodichloromethane	ug/L	50	49.8	100	60-140	
Bromoform	ug/L	50	55.8	112	60-140	
Bromomethane	ug/L	50	64.9	130	60-140	IH
Carbon tetrachloride	ug/L	50	49.2	98	60-140	
Chlorobenzene	ug/L	50	46.8	94	60-140	
Chloroethane	ug/L	50	39.3	79	60-140	
Chloroform	ug/L	50	43.4	87	60-140	
Chloromethane	ug/L	50	50.9	102	60-140	
cis-1,2-Dichloroethene	ug/L	50	45.7	91	60-140	
cis-1,3-Dichloropropene	ug/L	50	50.4	101	60-140	
Dibromochloromethane	ug/L	50	51.7	103	60-140	
Dibromomethane	ug/L	50	51.8	104	60-140	
Dichlorodifluoromethane	ug/L	50	58.9	118	60-140	
Diisopropyl ether	ug/L	50	41.4	83	60-140	
Ethanol	ug/L	2000	1920	96	60-140	
Ethylbenzene	ug/L	50	45.5	91	60-140	
Hexachloro-1,3-butadiene	ug/L	50	53.9	108	60-140	
Isopropylbenzene (Cumene)	ug/L	50	46.6	93	60-140	
m&p-Xylene	ug/L	100	92.9	93	60-140	
Methyl-tert-butyl ether	ug/L	50	43.4	87	60-140	
Methylene Chloride	ug/L	50	46.8	94	60-140	
n-Butylbenzene	ug/L	50	45.5	91	60-140	
n-Propylbenzene	ug/L	50	45.3	91	60-140	
Naphthalene	ug/L	50	47.6	95	60-140	
o-Xylene	ug/L	50	48.5	97	60-140	
sec-Butylbenzene	ug/L	50	46.0	92	60-140	
Styrene	ug/L	50	50.0	100	60-140	
tert-Butylbenzene	ug/L	50	38.9	78	60-140	
Tetrachloroethene	ug/L	50	47.8	96	60-140	
Toluene	ug/L	50	46.2	92	60-140	
trans-1,2-Dichloroethene	ug/L	50	45.8	92	60-140	
trans-1,3-Dichloropropene	ug/L	50	51.0	102	60-140	
Trichloroethene	ug/L	50	48.5	97	60-140	
Trichlorofluoromethane	ug/L	50	41.0	82	60-140	
Vinyl chloride	ug/L	50	51.8	104	60-140	
1,2-Dichloroethane-d4 (S)	%			94	70-130	
4-Bromofluorobenzene (S)	%			100	70-130	

Results presented on this page are in the units indicated by the "Units" column except where an alternate unit is presented to the right of the result.

REPORT OF LABORATORY ANALYSIS

This report shall not be reproduced, except in full,
without the written consent of Pace Analytical Services, LLC.

Pace Analytical Services, LLC
9800 Kincey Ave. Suite 100
Huntersville, NC 28078
(704)875-9092

QUALITY CONTROL DATA

Project: 2020-L1-2448 Incident
Pace Project No.: 92586858

LABORATORY CONTROL SAMPLE: 3543837

Parameter	Units	Spike Conc.	LCS Result	LCS % Rec	% Rec Limits	Qualifiers
Toluene-d8 (S)	%			101	70-130	

MATRIX SPIKE & MATRIX SPIKE DUPLICATE: 3543838 3543839

Parameter	Units	92586277011 Result	MS Spike Conc.	MSD Spike Conc.	MS Result	MSD Result	MS % Rec	MSD % Rec	% Rec Limits	RPD	Max RPD	Qual
1,1,1,2-Tetrachloroethane	ug/L	ND	20	20	14.7	21.0	74	105	60-140	35	30	R1
1,1,1-Trichloroethane	ug/L	ND	20	20	14.0	19.0	70	95	60-140	31	30	R1
1,1,2,2-Tetrachloroethane	ug/L	ND	20	20	13.9	20.0	69	100	60-140	36	30	R1
1,1,2-Trichloroethane	ug/L	ND	20	20	14.3	20.4	71	102	60-140	35	30	R1
1,1-Dichloroethane	ug/L	ND	20	20	13.3	19.0	66	95	60-140	36	30	R1
1,1-Dichloroethene	ug/L	ND	20	20	13.6	18.5	68	92	60-140	31	30	R1
1,1-Dichloropropene	ug/L	ND	20	20	14.4	18.8	72	94	60-140	26	30	
1,2,3-Trichlorobenzene	ug/L	ND	20	20	14.8	18.5	74	93	60-140	22	30	
1,2,3-Trichloropropane	ug/L	ND	20	20	13.3	18.4	67	92	60-140	32	30	R1
1,2,4-Trichlorobenzene	ug/L	ND	20	20	15.0	18.9	75	95	60-140	23	30	
1,2,4-Trimethylbenzene	ug/L	3.8	20	20	16.7	20.8	65	85	60-140	22	30	
1,2-Dibromo-3-chloropropane	ug/L	ND	20	20	16.0	22.8	80	114	60-140	35	30	R1
1,2-Dibromoethane (EDB)	ug/L	ND	20	20	14.1	20.6	71	103	60-140	37	30	R1
1,2-Dichlorobenzene	ug/L	ND	20	20	12.5	17.1	62	86	60-140	31	30	R1
1,2-Dichloroethane	ug/L	ND	20	20	13.0	18.5	65	93	60-140	35	30	R1
1,2-Dichloropropane	ug/L	ND	20	20	13.8	19.7	69	99	60-140	36	30	R1
1,3,5-Trimethylbenzene	ug/L	0.91	20	20	14.5	19.2	68	91	60-140	28	30	
1,3-Dichlorobenzene	ug/L	ND	20	20	13.5	18.3	67	91	60-140	30	30	
1,3-Dichloropropane	ug/L	ND	20	20	13.9	19.5	69	98	60-140	34	30	R1
1,4-Dichlorobenzene	ug/L	ND	20	20	13.1	17.7	66	89	60-140	30	30	
2,2-Dichloropropane	ug/L	ND	20	20	13.9	19.3	69	97	60-140	33	30	R1
2-Chlorotoluene	ug/L	ND	20	20	12.9	18.4	64	92	60-140	35	30	R1
4-Chlorotoluene	ug/L	ND	20	20	12.5	17.5	63	88	60-140	33	30	R1
Benzene	ug/L	ND	20	20	13.6	19.4	68	97	60-140	35	30	R1
Bromobenzene	ug/L	ND	20	20	13.3	18.8	67	94	60-140	34	30	R1
Bromochloromethane	ug/L	ND	20	20	14.2	20.2	71	101	60-140	35	30	R1
Bromodichloromethane	ug/L	ND	20	20	13.8	20.2	69	101	60-140	38	30	R1
Bromoform	ug/L	ND	20	20	14.6	20.9	73	104	60-140	35	30	R1
Bromomethane	ug/L	ND	20	20	25.8	30.3	129	152	60-140	16	30	IH,M1
Carbon tetrachloride	ug/L	ND	20	20	15.2	19.7	76	98	60-140	26	30	
Chlorobenzene	ug/L	ND	20	20	13.5	19.4	68	97	60-140	36	30	R1
Chloroethane	ug/L	ND	20	20	16.3	21.4	82	107	60-140	27	30	
Chloroform	ug/L	2.6	20	20	15.7	21.0	66	92	60-140	29	30	
Chloromethane	ug/L	ND	20	20	16.9	22.5	84	113	60-140	29	30	
cis-1,2-Dichloroethene	ug/L	ND	20	20	13.6	19.0	68	95	60-140	33	30	R1
cis-1,3-Dichloropropene	ug/L	ND	20	20	14.3	20.4	71	102	60-140	36	30	R1
Dibromochloromethane	ug/L	ND	20	20	13.9	20.2	70	101	60-140	37	30	R1
Dibromomethane	ug/L	ND	20	20	14.6	22.0	73	110	60-140	40	30	R1

Results presented on this page are in the units indicated by the "Units" column except where an alternate unit is presented to the right of the result.

REPORT OF LABORATORY ANALYSIS

This report shall not be reproduced, except in full,
without the written consent of Pace Analytical Services, LLC.

Pace Analytical Services, LLC
9800 Kincey Ave. Suite 100
Huntersville, NC 28078
(704)875-9092

QUALITY CONTROL DATA

Project: 2020-L1-2448 Incident
Pace Project No.: 92586858

MATRIX SPIKE & MATRIX SPIKE DUPLICATE: 3543838 3543839

Parameter	Units	92586277011 Result	MS Spike Conc.	MSD Spike Conc.	MS Result	MSD Result	MS % Rec	MSD % Rec	% Rec Limits	RPD	Max RPD	Qual
Dichlorodifluoromethane	ug/L	ND	20	20	20.9	23.3	104	117	60-140	11	30	
Diisopropyl ether	ug/L	ND	20	20	11.8	17.2	59	86	60-140	37	30	M1,R1
Ethanol	ug/L	ND	800	800	504	767	63	96	60-140	41	30	R1
Ethylbenzene	ug/L	ND	20	20	13.7	19.4	69	97	60-140	34	30	R1
Hexachloro-1,3-butadiene	ug/L	ND	20	20	19.8	22.2	99	111	60-140	12	30	
Isopropylbenzene (Cumene)	ug/L	0.51	20	20	14.9	19.7	72	96	60-140	28	30	
m&p-Xylene	ug/L	ND	40	40	27.0	38.1	67	95	60-140	34	30	R1
Methyl-tert-butyl ether	ug/L	ND	20	20	12.5	18.5	62	93	60-140	39	30	R1
Methylene Chloride	ug/L	ND	20	20	12.6	19.3	63	96	60-140	41	30	R1
n-Butylbenzene	ug/L	ND	20	20	15.4	18.7	77	94	60-140	19	30	
n-Propylbenzene	ug/L	1.7	20	20	15.1	20.0	67	92	60-140	28	30	
Naphthalene	ug/L	ND	20	20	13.5	16.7	66	82	60-140	22	30	
o-Xylene	ug/L	ND	20	20	14.3	19.7	72	98	60-140	32	30	R1
sec-Butylbenzene	ug/L	0.60	20	20	15.1	19.1	73	93	60-140	23	30	
Styrene	ug/L	ND	20	20	13.4	19.5	67	97	60-140	37	30	R1
tert-Butylbenzene	ug/L	ND	20	20	12.2	15.9	61	80	60-140	26	30	
Tetrachloroethene	ug/L	0.53	20	20	15.2	20.2	73	98	60-140	28	30	
Toluene	ug/L	ND	20	20	13.6	19.3	68	97	60-140	35	30	R1
trans-1,2-Dichloroethene	ug/L	ND	20	20	13.7	19.0	69	95	60-140	32	30	R1
trans-1,3-Dichloropropene	ug/L	ND	20	20	14.0	20.3	70	101	60-140	36	30	R1
Trichloroethene	ug/L	ND	20	20	14.5	20.1	72	100	60-140	32	30	R1
Trichlorofluoromethane	ug/L	ND	20	20	14.4	17.2	72	86	60-140	18	30	
Vinyl chloride	ug/L	ND	20	20	16.3	21.8	81	109	60-140	29	30	
1,2-Dichloroethane-d4 (S)	%						91	92	70-130			
4-Bromofluorobenzene (S)	%						100	99	70-130			
Toluene-d8 (S)	%						101	99	70-130			

Results presented on this page are in the units indicated by the "Units" column except where an alternate unit is presented to the right of the result.

REPORT OF LABORATORY ANALYSIS

This report shall not be reproduced, except in full,
without the written consent of Pace Analytical Services, LLC.

Pace Analytical Services, LLC
9800 Kincey Ave. Suite 100
Huntersville, NC 28078
(704)875-9092

QUALIFIERS

Project: 2020-L1-2448 Incident
Pace Project No.: 92586858

DEFINITIONS

DF - Dilution Factor, if reported, represents the factor applied to the reported data due to dilution of the sample aliquot.

ND - Not Detected at or above adjusted reporting limit.

TNTC - Too Numerous To Count

J - Estimated concentration above the adjusted method detection limit and below the adjusted reporting limit.

MDL - Adjusted Method Detection Limit.

PQL - Practical Quantitation Limit.

RL - Reporting Limit - The lowest concentration value that meets project requirements for quantitative data with known precision and bias for a specific analyte in a specific matrix.

S - Surrogate

1,2-Diphenylhydrazine decomposes to and cannot be separated from Azobenzene using Method 8270. The result for each analyte is a combined concentration.

Consistent with EPA guidelines, unrounded data are displayed and have been used to calculate % recovery and RPD values.

LCS(D) - Laboratory Control Sample (Duplicate)

MS(D) - Matrix Spike (Duplicate)

DUP - Sample Duplicate

RPD - Relative Percent Difference

NC - Not Calculable.

SG - Silica Gel - Clean-Up

U - Indicates the compound was analyzed for, but not detected.

Acid preservation may not be appropriate for 2 Chloroethylvinyl ether.

A separate vial preserved to a pH of 4-5 is recommended in SW846 Chapter 4 for the analysis of Acrolein and Acrylonitrile by EPA Method 8260.

N-Nitrosodiphenylamine decomposes and cannot be separated from Diphenylamine using Method 8270. The result reported for each analyte is a combined concentration.

Reported results are not rounded until the final step prior to reporting. Therefore, calculated parameters that are typically reported as "Total" may vary slightly from the sum of the reported component parameters.

Pace Analytical is TNI accredited. Contact your Pace PM for the current list of accredited analytes.

TNI - The NELAC Institute.

ANALYTE QUALIFIERS

IH	This analyte exceeded secondary source verification criteria high for the initial calibration. The reported results should be considered an estimated value.
M1	Matrix spike recovery exceeded QC limits. Batch accepted based on laboratory control sample (LCS) recovery.
N2	The lab does not hold NELAC/TNI accreditation for this parameter but other accreditations/certifications may apply. A complete list of accreditations/certifications is available upon request.
R1	RPD value was outside control limits.

This report shall not be reproduced, except in full,
without the written consent of Pace Analytical Services, LLC.

Pace Analytical Services, LLC
9800 Kincey Ave. Suite 100
Huntersville, NC 28078
(704)875-9092

QUALITY CONTROL DATA CROSS REFERENCE TABLE

Project: 2020-L1-2448 Incident
Pace Project No.: 92586858

Lab ID	Sample ID	QC Batch Method	QC Batch	Analytical Method	Analytical Batch
92586858001	**13835_AC_RD**	MADEP VPH	676875		
92586858001	**13835_AC_RD**	EPA 3010A	677879	EPA 6010D	677898
92586858001	**13835_AC_RD**	SM 6200B	677123		

This report shall not be reproduced, except in full,
without the written consent of Pace Analytical Services, LLC.

Pace Analytical

CHAIN-OF-CUSTODY Analytical Request Document

Chain-of-Custody is a LEGAL DOCUMENT - Complete all relevent fields

WO# : 92586858

92586858

Pace Workorder Number or

LAB USE ONLY

Project Manager:

Company: Apex Companies	Billing Information:
Address:	
Report To: Andrew Street	Email To: andrew.street@apexcos.com
Copy To:	Site Collection Info/Address: 13835 Asbury Chapel Rd.
Customer Project Name/Number: 2020-LI-2448	State: NC County/City: Huntersville Time Zone Collected: [ ] PT [ ] MT [ ] CT [ ] ET
Phone: Email:	Site/Facility ID #: Compliance Monitoring? [ ] Yes [ ] No
Collected By (print): Matt T.	Purchase Order #: Quote #: DW PWS ID #: DW Location Code:
Collected By (signature): Tex	Turnaround Date Required: ASAP Immediately Packed on Ice: [ ] Yes [ ] No
Sample Disposal: [ ] Dispose as appropriate [ ] Return [ ] Archive: [ ] Hold:	Rush: [ ] Same Day [ ] Next Day [ ] 2 Day [ ] 3 Day [ ] 4 Day [ ] 5 Day (Expedite Charges Apply) Field Filtered (if applicable): [ ] Yes [ ] No Analysis:

** Preservative Types: (1) nitric acid, (2) sulfuric acid, (3) hydrochloric acid, (4) sodium hydroxide, (5) zinc acetate, (6) methanol, (7) sodium bisulfate, (8) sodium thiosulfate, (9) hexane, (A) ascorbic acid, (B) ammonium sulfate, (C) ammonium hydroxide, (D) TSP, (U) Unpreserved, (O) Other _____

* Matrix Codes (Insert in Matrix box below): Drinking Water (DW), Ground Water (GW), Wastewater (WW), Product (P), Soil/Solid (SL), Oil (OL), Wipe (WP), Air (AR), Tissue (TS), Bioassay (B), Vapor (V), Other (OT)

Customer Sample ID	Matrix *	Comp / Grab	Collected (or Composite Start) Date	Collected (or Composite Start) Time	Composite End Date	Composite End Time	Res Cl	# of Ctns	VOCs 6200B	MADEP VPH	LEAD							Lab Sample # / Comments
13835_AC_RD	DW	G	2-8-22	1045				8	X	X	X							92586858 001

Lab Profile/Line:

Lab Sample Receipt Checklist:

Custody Seals Present/Intact	Y (N) NA
Custody Signatures Present	(Y) N NA
Collector Signature Present	(Y) N NA
Bottles Intact	(Y) N NA
Correct Bottles	(Y) N NA
Sufficient Volume	(Y) N NA
Samples Received on Ice	(Y) N NA
VOA - Headspace Acceptable	(Y) N NA
USDA Regulated Soils	Y N (NA)
Samples in Holding Time	(Y) N NA
Residual Chlorine Present	Y N (NA)
Cl Strips:	
Sample pH Acceptable	(Y) N NA
pH Strips: 223819AV	
Sulfide Present	Y N (NA)
Lead Acetate Strips:	

LAB USE ONLY:
Lab Sample # / Comments:

92586858 001

Customer Remarks / Special Conditions / Possible Hazards:

Type of Ice Used: (Wet) Blue Dry None

Packing Material Used: b. bags

Radchem sample(s) screened (<500 cpm): Y N (NA)

SHORT HOLDS PRESENT (<72 hours): Y (N) N/A

Lab Tracking #: 2632550

Samples received via: FEDEX UPS (Client) Courier Pace Courier

Lab Sample Temperature Info:
Temp Blank Received: Y (N) NA
Therm ID#: IR92TC04
Cooler 1 Temp Upon Receipt: 4.3 oC
Cooler 1 Therm Corr. Factor: 0 oC
Cooler 1 Corrected Temp: 4.5 oC
Comments:

Relinquished by/Company: (Signature)	Date/Time:	Received by/Company: (Signature)	Date/Time:
Tex / Apex	2-8-22 / 1311	MS 98 PACE HVL	2/8/22 13:11
Relinquished by/Company: (Signature)	Date/Time:	Received by/Company: (Signature)	Date/Time:
Relinquished by/Company: (Signature)	Date/Time:	Received by/Company: (Signature)	Date/Time:

MTJL LAB USE ONLY
Table #:
Acctnum:
Template:
Prelogin:
PM:
PB:

Trip Blank Received: Y (N) NA
HCL MeOH TSP Other

Non Conformance(s): YES / (NO)

Page: _____ of: _____

Pace Analytical®	Document Name: Bottle Identification Form (BIF)	Document Issued: November 15, 2021 Page 1 of 1
	Document No.: F-CAR-CS-043-Rev.01	Issuing Authority: Pace Carolinas Quality Office

***Check mark top half of box if pH and/or dechlorination is verified and within the acceptance range for preservation samples.**

Exceptions: VOA, Coliform, TOC, Oil and Grease, DRO/8015 (water) DOC, LLHg

****Bottom half of box is to list number of bottles**

Project # **WO# : 92586858**

PM: AMB Due Date: 02/15/22

CLIENT: 92-APEX MOOR

Matrix	Item#	BP4U-125 mL Plastic Unpreserved (N/A) (Cl-)	BP3U-250 mL Plastic Unpreserved (N/A)	BP2U-500 mL Plastic Unpreserved (N/A)	BP1U-1 liter Plastic Unpreserved (N/A).	BP4S-125 mL Plastic H2SO4 (pH < 2) (Cl-)	BP3N-250 mL plastic HNO3 (pH < 2)	BP4Z-125 mL Plastic ZN Acetate & NaOH (>9)	BP4B-125 mL Plastic NaOH (pH > 12) (Cl-)	WGFU-Wide-mouthed Glass jar Unpreserved	AG1U-1 liter Amber Unpreserved (N/A) (Cl-)	AG1H-1 liter Amber HCl (pH < 2)	AG3U-250 mL Amber Unpreserved (N/A) (Cl-)	AG1S-1 liter Amber H2SO4 (pH < 2)	AG3S-250 mL Amber H2SO4 (pH < 2)	AG3A(DG3A)-250 mL Amber NH4Cl (N/A)(Cl-)	DG9H-40 mL VOA HCl (N/A)	VG9T-40 mL VOA Na2S2O3 (N/A)	VG9U-40 mL VOA Unpreserved (N/A)	DG9P-40 mL VOA H3PO4 (N/A)	VOAK (3 vials per kit)-5035 kit (N/A)	V/GK (3 vials per kit)-VPH/Gas kit (N/A)	SP5T-125 mL Sterile Plastic (N/A – lab)	SP2T-250 mL Sterile Plastic (N/A – lab)		BP3A-250 mL Plastic (NH2)2SO4 (9.3-9.7)	AG0U-100 mL Amber Unpreserved vials (N/A)	VSGU-20 mL Scintillation vials (N/A)	DG9U-40 mL Amber Unpreserved vials (N/A)
	1						1✓										7													
	2																													
	3																													
	4																													
	5																													
	6																													
	7																													
	8																													
	9																													
	10																													
	11																													
	12																													

pH Adjustment Log for Preserved Samples

Sample ID	Type of Preservative	pH upon receipt	Date preservation adjusted	Time preservation adjusted	Amount of Preservative added	Lot #

Note: Whenever there is a discrepancy affecting North Carolina compliance samples, a copy of this form will be sent to the North Carolina DEHNR Certification Office (i.e. Out of hold, incorrect preservative, out of temp, incorrect containers.

Pace Analytical Services, LLC
9800 Kincey Ave. Suite 100
Huntersville, NC 28078
(704)875-9092

February 10, 2022

Andrew Street
Apex Companies - NC
5900 Northwoods Business Pkwy
Suite 5900-0
Charlotte, NC 28269

RE: Project: 20200-L1-2448 Incident
Pace Project No.: 92586862

Dear Andrew Street:

Enclosed are the analytical results for sample(s) received by the laboratory on February 08, 2022. The results relate only to the samples included in this report. Results reported herein conform to the applicable TNI/NELAC Standards and the laboratory's Quality Manual, where applicable, unless otherwise noted in the body of the report.

The test results provided in this final report were generated by each of the following laboratories within the Pace Network:

- Pace Analytical Services - Asheville
- Pace Analytical Services - Charlotte

If you have any questions concerning this report, please feel free to contact me.

Sincerely,

Angela M. Baioni

Angela Baioni
angela.baioni@pacelabs.com
(704)875-9092
Project Manager

Enclosures

cc: J Culbreath, Colonial Pipeline Company
Naomi Fretz, APEX Companies, LLC
Robert Hughes, Colonial Pipeline
Cameron Lee, Montrose-EPS
Jamie Moran, APEX Companies, LLC
Jeff Morrison, Colonial Pipeline Company
Tom Naumann, APEX Companies - NC
Joe Nicolette, Montrose-EPS
Kaitlyn Nootens, Apex Companies
Christopher Schultz, Apex Companies
Matt Teixeira, Apex Companies, LLC
Michael Verdon, Colonial Pipeline Company
JM Wyatt, Colonial Pipeline Company

REPORT OF LABORATORY ANALYSIS

This report shall not be reproduced, except in full,
without the written consent of Pace Analytical Services, LLC.

Pace Analytical Services, LLC
9800 Kincey Ave. Suite 100
Huntersville, NC 28078
(704)875-9092

CERTIFICATIONS

Project: 20200-L1-2448 Incident
Pace Project No.: 92586862

Pace Analytical Services Charlotte

South Carolina Laboratory ID: 99006
9800 Kincey Ave. Ste 100, Huntersville, NC 28078
North Carolina Drinking Water Certification #: 37706
North Carolina Field Services Certification #: 5342
North Carolina Wastewater Certification #: 12
South Carolina Laboratory ID: 99006
South Carolina Certification #: 99006001
South Carolina Drinking Water Cert. #: 99006003
Florida/NELAP Certification #: E87627
Kentucky UST Certification #: 84
Louisiana DoH Drinking Water #: LA029
Virginia/VELAP Certification #: 460221

Pace Analytical Services Asheville

2225 Riverside Drive, Asheville, NC 28804
Florida/NELAP Certification #: E87648
North Carolina Drinking Water Certification #: 37712
North Carolina Wastewater Certification #: 40
South Carolina Laboratory ID: 99030
South Carolina Certification #: 99030001
Virginia/VELAP Certification #: 460222

This report shall not be reproduced, except in full,
without the written consent of Pace Analytical Services, LLC.

Pace Analytical Services, LLC
9800 Kincey Ave. Suite 100
Huntersville, NC 28078
(704)875-9092

SAMPLE SUMMARY

Project: 20200-L1-2448 Incident
Pace Project No.: 92586862

Lab ID	Sample ID	Matrix	Date Collected	Date Received
92586862001	**DUP-1**	Water	02/08/22 00:00	02/08/22 13:11
92586862002	**FB-1**	Water	02/08/22 00:00	02/08/22 13:11
92586862003	**Trip Blank**	Water	02/08/22 00:00	02/08/22 13:11

This report shall not be reproduced, except in full,
without the written consent of Pace Analytical Services, LLC.

Pace Analytical Services, LLC
9800 Kincey Ave. Suite 100
Huntersville, NC 28078
(704)875-9092

SAMPLE ANALYTE COUNT

Project: 20200-L1-2448 Incident
Pace Project No.: 92586862

Lab ID	Sample ID	Method	Analysts	Analytes Reported	Laboratory
92586862001	**DUP-1**	MADEP VPH	MAD	6	PASI-C
		EPA 6010D	RDT	1	PASI-A
		SM 6200B	SAS	64	PASI-C
92586862002	**FB-1**	MADEP VPH	MAD	6	PASI-C
		EPA 6010D	RDT	1	PASI-A
		SM 6200B	SAS	64	PASI-C
92586862003	**Trip Blank**	SM 6200B	SAS	64	PASI-C

PASI-A = Pace Analytical Services - Asheville
PASI-C = Pace Analytical Services - Charlotte

This report shall not be reproduced, except in full,
without the written consent of Pace Analytical Services, LLC.

Pace Analytical Services, LLC
9800 Kincey Ave. Suite 100
Huntersville, NC 28078
(704)875-9092

ANALYTICAL RESULTS

Project: 20200-L1-2448 Incident
Pace Project No.: 92586862

Sample: DUP-1 **Lab ID: 92586862001** Collected: 02/08/22 00:00 Received: 02/08/22 13:11 Matrix: Water

Parameters	Results	Units	Report Limit	MDL	DF	Prepared	Analyzed	CAS No.	Qual
VPH NC Water	Analytical Method: MADEP VPH Pace Analytical Services - Charlotte								
Total VPH (C5-C12)	ND	ug/L	50.0	50.0	1		02/09/22 06:15		N2
Aliphatic (C05-C08)	ND	ug/L	50.0	50.0	1		02/09/22 06:15		N2
Aliphatic(C09-C12) Adjusted	ND	ug/L	50.0	50.0	1		02/09/22 06:15		N2
Aromatic (C09-C10)	ND	ug/L	50.0	50.0	1		02/09/22 06:15		N2
Surrogates									
4-Bromofluorobenzene (FID) (S)	94	%	70-130		1		02/09/22 06:15	460-00-4	
4-Bromofluorobenzene (PID) (S)	87	%	70-130		1		02/09/22 06:15	460-00-4	
6010 MET ICP	Analytical Method: EPA 6010D Preparation Method: EPA 3010A Pace Analytical Services - Asheville								
Lead	ND	ug/L	5.0	4.5	1	02/09/22 01:01	02/09/22 15:00	7439-92-1	
6200B MSV	Analytical Method: SM 6200B Pace Analytical Services - Charlotte								
Benzene	ND	ug/L	0.50	0.34	1		02/09/22 15:06	71-43-2	
Bromobenzene	ND	ug/L	0.50	0.29	1		02/09/22 15:06	108-86-1	
Bromochloromethane	ND	ug/L	0.50	0.47	1		02/09/22 15:06	74-97-5	
Bromodichloromethane	ND	ug/L	0.50	0.31	1		02/09/22 15:06	75-27-4	
Bromoform	ND	ug/L	0.50	0.34	1		02/09/22 15:06	75-25-2	
Bromomethane	ND	ug/L	5.0	1.7	1		02/09/22 15:06	74-83-9	IH,L1
n-Butylbenzene	ND	ug/L	0.50	0.49	1		02/09/22 15:06	104-51-8	
sec-Butylbenzene	ND	ug/L	0.50	0.40	1		02/09/22 15:06	135-98-8	
tert-Butylbenzene	ND	ug/L	0.50	0.32	1		02/09/22 15:06	98-06-6	
Carbon tetrachloride	ND	ug/L	0.50	0.33	1		02/09/22 15:06	56-23-5	
Chlorobenzene	ND	ug/L	0.50	0.28	1		02/09/22 15:06	108-90-7	
Chloroethane	ND	ug/L	1.0	0.65	1		02/09/22 15:06	75-00-3	
Chloroform	ND	ug/L	0.50	0.35	1		02/09/22 15:06	67-66-3	
Chloromethane	ND	ug/L	1.0	0.54	1		02/09/22 15:06	74-87-3	
2-Chlorotoluene	ND	ug/L	0.50	0.32	1		02/09/22 15:06	95-49-8	
4-Chlorotoluene	ND	ug/L	0.50	0.32	1		02/09/22 15:06	106-43-4	
1,2-Dibromo-3-chloropropane	ND	ug/L	1.0	0.34	1		02/09/22 15:06	96-12-8	
Dibromochloromethane	ND	ug/L	0.50	0.36	1		02/09/22 15:06	124-48-1	
1,2-Dibromoethane (EDB)	ND	ug/L	0.50	0.27	1		02/09/22 15:06	106-93-4	
Dibromomethane	ND	ug/L	0.50	0.39	1		02/09/22 15:06	74-95-3	
1,2-Dichlorobenzene	ND	ug/L	0.50	0.34	1		02/09/22 15:06	95-50-1	
1,3-Dichlorobenzene	ND	ug/L	0.50	0.34	1		02/09/22 15:06	541-73-1	
1,4-Dichlorobenzene	ND	ug/L	0.50	0.33	1		02/09/22 15:06	106-46-7	
Dichlorodifluoromethane	ND	ug/L	0.50	0.35	1		02/09/22 15:06	75-71-8	
1,1-Dichloroethane	ND	ug/L	0.50	0.37	1		02/09/22 15:06	75-34-3	
1,2-Dichloroethane	ND	ug/L	0.50	0.32	1		02/09/22 15:06	107-06-2	
1,1-Dichloroethene	ND	ug/L	0.50	0.35	1		02/09/22 15:06	75-35-4	
cis-1,2-Dichloroethene	ND	ug/L	0.50	0.38	1		02/09/22 15:06	156-59-2	
trans-1,2-Dichloroethene	ND	ug/L	0.50	0.40	1		02/09/22 15:06	156-60-5	
1,2-Dichloropropane	ND	ug/L	0.50	0.36	1		02/09/22 15:06	78-87-5	
1,3-Dichloropropane	ND	ug/L	0.50	0.28	1		02/09/22 15:06	142-28-9	

REPORT OF LABORATORY ANALYSIS

This report shall not be reproduced, except in full,
without the written consent of Pace Analytical Services, LLC.

Pace Analytical Services, LLC
9800 Kincey Ave. Suite 100
Huntersville, NC 28078
(704)875-9092

ANALYTICAL RESULTS

Project: 20200-L1-2448 Incident
Pace Project No.: 92586862

Sample: DUP-1 **Lab ID: 92586862001** Collected: 02/08/22 00:00 Received: 02/08/22 13:11 Matrix: Water

Parameters	Results	Units	Report Limit	MDL	DF	Prepared	Analyzed	CAS No.	Qual
6200B MSV	Analytical Method: SM 6200B Pace Analytical Services - Charlotte								
2,2-Dichloropropane	ND	ug/L	0.50	0.39	1		02/09/22 15:06	594-20-7	
1,1-Dichloropropene	ND	ug/L	0.50	0.43	1		02/09/22 15:06	563-58-6	
cis-1,3-Dichloropropene	ND	ug/L	0.50	0.36	1		02/09/22 15:06	10061-01-5	
trans-1,3-Dichloropropene	ND	ug/L	0.50	0.36	1		02/09/22 15:06	10061-02-6	
Diisopropyl ether	ND	ug/L	0.50	0.31	1		02/09/22 15:06	108-20-3	
Ethanol	ND	ug/L	200	72.2	1		02/09/22 15:06	64-17-5	
Ethylbenzene	ND	ug/L	0.50	0.30	1		02/09/22 15:06	100-41-4	
Hexachloro-1,3-butadiene	ND	ug/L	2.0	1.5	1		02/09/22 15:06	87-68-3	
Isopropylbenzene (Cumene)	ND	ug/L	0.50	0.33	1		02/09/22 15:06	98-82-8	
Methylene Chloride	ND	ug/L	2.0	2.0	1		02/09/22 15:06	75-09-2	
Methyl-tert-butyl ether	ND	ug/L	0.50	0.42	1		02/09/22 15:06	1634-04-4	
Naphthalene	ND	ug/L	2.0	0.64	1		02/09/22 15:06	91-20-3	
n-Propylbenzene	ND	ug/L	0.50	0.34	1		02/09/22 15:06	103-65-1	
Styrene	ND	ug/L	0.50	0.29	1		02/09/22 15:06	100-42-5	
1,1,1,2-Tetrachloroethane	ND	ug/L	0.50	0.31	1		02/09/22 15:06	630-20-6	
1,1,2,2-Tetrachloroethane	ND	ug/L	0.50	0.22	1		02/09/22 15:06	79-34-5	
Tetrachloroethene	ND	ug/L	0.50	0.29	1		02/09/22 15:06	127-18-4	
Toluene	ND	ug/L	0.50	0.48	1		02/09/22 15:06	108-88-3	
1,2,3-Trichlorobenzene	ND	ug/L	2.0	0.81	1		02/09/22 15:06	87-61-6	
1,2,4-Trichlorobenzene	ND	ug/L	2.0	0.64	1		02/09/22 15:06	120-82-1	
1,1,1-Trichloroethane	ND	ug/L	0.50	0.33	1		02/09/22 15:06	71-55-6	
1,1,2-Trichloroethane	ND	ug/L	0.50	0.32	1		02/09/22 15:06	79-00-5	
Trichloroethene	ND	ug/L	0.50	0.38	1		02/09/22 15:06	79-01-6	
Trichlorofluoromethane	ND	ug/L	1.0	0.30	1		02/09/22 15:06	75-69-4	
1,2,3-Trichloropropane	ND	ug/L	0.50	0.26	1		02/09/22 15:06	96-18-4	
1,2,4-Trimethylbenzene	ND	ug/L	0.50	0.50	1		02/09/22 15:06	95-63-6	
1,3,5-Trimethylbenzene	ND	ug/L	0.50	0.33	1		02/09/22 15:06	108-67-8	
Vinyl chloride	ND	ug/L	1.0	0.39	1		02/09/22 15:06	75-01-4	
m&p-Xylene	ND	ug/L	1.0	0.71	1		02/09/22 15:06	179601-23-1	
o-Xylene	ND	ug/L	0.50	0.34	1		02/09/22 15:06	95-47-6	
Surrogates									
1,2-Dichloroethane-d4 (S)	96	%	70-130		1		02/09/22 15:06	17060-07-0	
4-Bromofluorobenzene (S)	97	%	70-130		1		02/09/22 15:06	460-00-4	
Toluene-d8 (S)	99	%	70-130		1		02/09/22 15:06	2037-26-5	

REPORT OF LABORATORY ANALYSIS

This report shall not be reproduced, except in full,
without the written consent of Pace Analytical Services, LLC.

Pace Analytical Services, LLC
9800 Kincey Ave. Suite 100
Huntersville, NC 28078
(704)875-9092

ANALYTICAL RESULTS

Project: 20200-L1-2448 Incident
Pace Project No.: 92586862

Sample: FB-1 **Lab ID: 92586862002** Collected: 02/08/22 00:00 Received: 02/08/22 13:11 Matrix: Water

Parameters	Results	Units	Report Limit	MDL	DF	Prepared	Analyzed	CAS No.	Qual
VPH NC Water	Analytical Method: MADEP VPH Pace Analytical Services - Charlotte								
Total VPH (C5-C12)	ND	ug/L	50.0	50.0	1		02/09/22 06:44		N2
Aliphatic (C05-C08)	ND	ug/L	50.0	50.0	1		02/09/22 06:44		N2
Aliphatic(C09-C12) Adjusted	ND	ug/L	50.0	50.0	1		02/09/22 06:44		N2
Aromatic (C09-C10)	ND	ug/L	50.0	50.0	1		02/09/22 06:44		N2
Surrogates									
4-Bromofluorobenzene (FID) (S)	95	%	70-130		1		02/09/22 06:44	460-00-4	
4-Bromofluorobenzene (PID) (S)	88	%	70-130		1		02/09/22 06:44	460-00-4	
6010 MET ICP	Analytical Method: EPA 6010D Preparation Method: EPA 3010A Pace Analytical Services - Asheville								
Lead	ND	ug/L	5.0	4.5	1	02/09/22 01:01	02/09/22 15:20	7439-92-1	
6200B MSV	Analytical Method: SM 6200B Pace Analytical Services - Charlotte								
Benzene	ND	ug/L	0.50	0.34	1		02/09/22 13:54	71-43-2	
Bromobenzene	ND	ug/L	0.50	0.29	1		02/09/22 13:54	108-86-1	
Bromochloromethane	ND	ug/L	0.50	0.47	1		02/09/22 13:54	74-97-5	
Bromodichloromethane	ND	ug/L	0.50	0.31	1		02/09/22 13:54	75-27-4	
Bromoform	ND	ug/L	0.50	0.34	1		02/09/22 13:54	75-25-2	
Bromomethane	ND	ug/L	5.0	1.7	1		02/09/22 13:54	74-83-9	IH,L1
n-Butylbenzene	ND	ug/L	0.50	0.49	1		02/09/22 13:54	104-51-8	
sec-Butylbenzene	ND	ug/L	0.50	0.40	1		02/09/22 13:54	135-98-8	
tert-Butylbenzene	ND	ug/L	0.50	0.32	1		02/09/22 13:54	98-06-6	
Carbon tetrachloride	ND	ug/L	0.50	0.33	1		02/09/22 13:54	56-23-5	
Chlorobenzene	ND	ug/L	0.50	0.28	1		02/09/22 13:54	108-90-7	
Chloroethane	ND	ug/L	1.0	0.65	1		02/09/22 13:54	75-00-3	
Chloroform	ND	ug/L	0.50	0.35	1		02/09/22 13:54	67-66-3	
Chloromethane	ND	ug/L	1.0	0.54	1		02/09/22 13:54	74-87-3	
2-Chlorotoluene	ND	ug/L	0.50	0.32	1		02/09/22 13:54	95-49-8	
4-Chlorotoluene	ND	ug/L	0.50	0.32	1		02/09/22 13:54	106-43-4	
1,2-Dibromo-3-chloropropane	ND	ug/L	1.0	0.34	1		02/09/22 13:54	96-12-8	
Dibromochloromethane	ND	ug/L	0.50	0.36	1		02/09/22 13:54	124-48-1	
1,2-Dibromoethane (EDB)	ND	ug/L	0.50	0.27	1		02/09/22 13:54	106-93-4	
Dibromomethane	ND	ug/L	0.50	0.39	1		02/09/22 13:54	74-95-3	
1,2-Dichlorobenzene	ND	ug/L	0.50	0.34	1		02/09/22 13:54	95-50-1	
1,3-Dichlorobenzene	ND	ug/L	0.50	0.34	1		02/09/22 13:54	541-73-1	
1,4-Dichlorobenzene	ND	ug/L	0.50	0.33	1		02/09/22 13:54	106-46-7	
Dichlorodifluoromethane	ND	ug/L	0.50	0.35	1		02/09/22 13:54	75-71-8	
1,1-Dichloroethane	ND	ug/L	0.50	0.37	1		02/09/22 13:54	75-34-3	
1,2-Dichloroethane	ND	ug/L	0.50	0.32	1		02/09/22 13:54	107-06-2	
1,1-Dichloroethene	ND	ug/L	0.50	0.35	1		02/09/22 13:54	75-35-4	
cis-1,2-Dichloroethene	ND	ug/L	0.50	0.38	1		02/09/22 13:54	156-59-2	
trans-1,2-Dichloroethene	ND	ug/L	0.50	0.40	1		02/09/22 13:54	156-60-5	
1,2-Dichloropropane	ND	ug/L	0.50	0.36	1		02/09/22 13:54	78-87-5	
1,3-Dichloropropane	ND	ug/L	0.50	0.28	1		02/09/22 13:54	142-28-9	

REPORT OF LABORATORY ANALYSIS

This report shall not be reproduced, except in full,
without the written consent of Pace Analytical Services, LLC.

Pace Analytical Services, LLC
9800 Kincey Ave. Suite 100
Huntersville, NC 28078
(704)875-9092

ANALYTICAL RESULTS

Project: 20200-L1-2448 Incident
Pace Project No.: 92586862

Sample: FB-1 **Lab ID: 92586862002** Collected: 02/08/22 00:00 Received: 02/08/22 13:11 Matrix: Water

Parameters	Results	Units	Report Limit	MDL	DF	Prepared	Analyzed	CAS No.	Qual
6200B MSV	Analytical Method: SM 6200B Pace Analytical Services - Charlotte								
2,2-Dichloropropane	ND	ug/L	0.50	0.39	1		02/09/22 13:54	594-20-7	
1,1-Dichloropropene	ND	ug/L	0.50	0.43	1		02/09/22 13:54	563-58-6	
cis-1,3-Dichloropropene	ND	ug/L	0.50	0.36	1		02/09/22 13:54	10061-01-5	
trans-1,3-Dichloropropene	ND	ug/L	0.50	0.36	1		02/09/22 13:54	10061-02-6	
Diisopropyl ether	ND	ug/L	0.50	0.31	1		02/09/22 13:54	108-20-3	
Ethanol	ND	ug/L	200	72.2	1		02/09/22 13:54	64-17-5	
Ethylbenzene	ND	ug/L	0.50	0.30	1		02/09/22 13:54	100-41-4	
Hexachloro-1,3-butadiene	ND	ug/L	2.0	1.5	1		02/09/22 13:54	87-68-3	
Isopropylbenzene (Cumene)	ND	ug/L	0.50	0.33	1		02/09/22 13:54	98-82-8	
Methylene Chloride	ND	ug/L	2.0	2.0	1		02/09/22 13:54	75-09-2	
Methyl-tert-butyl ether	ND	ug/L	0.50	0.42	1		02/09/22 13:54	1634-04-4	
Naphthalene	ND	ug/L	2.0	0.64	1		02/09/22 13:54	91-20-3	
n-Propylbenzene	ND	ug/L	0.50	0.34	1		02/09/22 13:54	103-65-1	
Styrene	ND	ug/L	0.50	0.29	1		02/09/22 13:54	100-42-5	
1,1,1,2-Tetrachloroethane	ND	ug/L	0.50	0.31	1		02/09/22 13:54	630-20-6	
1,1,2,2-Tetrachloroethane	ND	ug/L	0.50	0.22	1		02/09/22 13:54	79-34-5	
Tetrachloroethene	ND	ug/L	0.50	0.29	1		02/09/22 13:54	127-18-4	
Toluene	ND	ug/L	0.50	0.48	1		02/09/22 13:54	108-88-3	
1,2,3-Trichlorobenzene	ND	ug/L	2.0	0.81	1		02/09/22 13:54	87-61-6	
1,2,4-Trichlorobenzene	ND	ug/L	2.0	0.64	1		02/09/22 13:54	120-82-1	
1,1,1-Trichloroethane	ND	ug/L	0.50	0.33	1		02/09/22 13:54	71-55-6	
1,1,2-Trichloroethane	ND	ug/L	0.50	0.32	1		02/09/22 13:54	79-00-5	
Trichloroethene	ND	ug/L	0.50	0.38	1		02/09/22 13:54	79-01-6	
Trichlorofluoromethane	ND	ug/L	1.0	0.30	1		02/09/22 13:54	75-69-4	
1,2,3-Trichloropropane	ND	ug/L	0.50	0.26	1		02/09/22 13:54	96-18-4	
1,2,4-Trimethylbenzene	ND	ug/L	0.50	0.50	1		02/09/22 13:54	95-63-6	
1,3,5-Trimethylbenzene	ND	ug/L	0.50	0.33	1		02/09/22 13:54	108-67-8	
Vinyl chloride	ND	ug/L	1.0	0.39	1		02/09/22 13:54	75-01-4	
m&p-Xylene	ND	ug/L	1.0	0.71	1		02/09/22 13:54	179601-23-1	
o-Xylene	ND	ug/L	0.50	0.34	1		02/09/22 13:54	95-47-6	
Surrogates									
1,2-Dichloroethane-d4 (S)	96	%	70-130		1		02/09/22 13:54	17060-07-0	
4-Bromofluorobenzene (S)	97	%	70-130		1		02/09/22 13:54	460-00-4	
Toluene-d8 (S)	100	%	70-130		1		02/09/22 13:54	2037-26-5	

REPORT OF LABORATORY ANALYSIS

This report shall not be reproduced, except in full,
without the written consent of Pace Analytical Services, LLC.

Pace Analytical Services, LLC
9800 Kincey Ave. Suite 100
Huntersville, NC 28078
(704)875-9092

ANALYTICAL RESULTS

Project: 20200-L1-2448 Incident
Pace Project No.: 92586862

Sample: Trip Blank **Lab ID: 92586862003** Collected: 02/08/22 00:00 Received: 02/08/22 13:11 Matrix: Water

Parameters	Results	Units	Report Limit	MDL	DF	Prepared	Analyzed	CAS No.	Qual
6200B MSV	Analytical Method: SM 6200B Pace Analytical Services - Charlotte								
Benzene	ND	ug/L	0.50	0.34	1		02/09/22 14:12	71-43-2	
Bromobenzene	ND	ug/L	0.50	0.29	1		02/09/22 14:12	108-86-1	
Bromochloromethane	ND	ug/L	0.50	0.47	1		02/09/22 14:12	74-97-5	
Bromodichloromethane	ND	ug/L	0.50	0.31	1		02/09/22 14:12	75-27-4	
Bromoform	ND	ug/L	0.50	0.34	1		02/09/22 14:12	75-25-2	
Bromomethane	ND	ug/L	5.0	1.7	1		02/09/22 14:12	74-83-9	IH,L1
n-Butylbenzene	ND	ug/L	0.50	0.49	1		02/09/22 14:12	104-51-8	
sec-Butylbenzene	ND	ug/L	0.50	0.40	1		02/09/22 14:12	135-98-8	
tert-Butylbenzene	ND	ug/L	0.50	0.32	1		02/09/22 14:12	98-06-6	
Carbon tetrachloride	ND	ug/L	0.50	0.33	1		02/09/22 14:12	56-23-5	
Chlorobenzene	ND	ug/L	0.50	0.28	1		02/09/22 14:12	108-90-7	
Chloroethane	ND	ug/L	1.0	0.65	1		02/09/22 14:12	75-00-3	
Chloroform	ND	ug/L	0.50	0.35	1		02/09/22 14:12	67-66-3	
Chloromethane	ND	ug/L	1.0	0.54	1		02/09/22 14:12	74-87-3	
2-Chlorotoluene	ND	ug/L	0.50	0.32	1		02/09/22 14:12	95-49-8	
4-Chlorotoluene	ND	ug/L	0.50	0.32	1		02/09/22 14:12	106-43-4	
1,2-Dibromo-3-chloropropane	ND	ug/L	1.0	0.34	1		02/09/22 14:12	96-12-8	
Dibromochloromethane	ND	ug/L	0.50	0.36	1		02/09/22 14:12	124-48-1	
1,2-Dibromoethane (EDB)	ND	ug/L	0.50	0.27	1		02/09/22 14:12	106-93-4	
Dibromomethane	ND	ug/L	0.50	0.39	1		02/09/22 14:12	74-95-3	
1,2-Dichlorobenzene	ND	ug/L	0.50	0.34	1		02/09/22 14:12	95-50-1	
1,3-Dichlorobenzene	ND	ug/L	0.50	0.34	1		02/09/22 14:12	541-73-1	
1,4-Dichlorobenzene	ND	ug/L	0.50	0.33	1		02/09/22 14:12	106-46-7	
Dichlorodifluoromethane	ND	ug/L	0.50	0.35	1		02/09/22 14:12	75-71-8	
1,1-Dichloroethane	ND	ug/L	0.50	0.37	1		02/09/22 14:12	75-34-3	
1,2-Dichloroethane	ND	ug/L	0.50	0.32	1		02/09/22 14:12	107-06-2	
1,1-Dichloroethene	ND	ug/L	0.50	0.35	1		02/09/22 14:12	75-35-4	
cis-1,2-Dichloroethene	ND	ug/L	0.50	0.38	1		02/09/22 14:12	156-59-2	
trans-1,2-Dichloroethene	ND	ug/L	0.50	0.40	1		02/09/22 14:12	156-60-5	
1,2-Dichloropropane	ND	ug/L	0.50	0.36	1		02/09/22 14:12	78-87-5	
1,3-Dichloropropane	ND	ug/L	0.50	0.28	1		02/09/22 14:12	142-28-9	
2,2-Dichloropropane	ND	ug/L	0.50	0.39	1		02/09/22 14:12	594-20-7	
1,1-Dichloropropene	ND	ug/L	0.50	0.43	1		02/09/22 14:12	563-58-6	
cis-1,3-Dichloropropene	ND	ug/L	0.50	0.36	1		02/09/22 14:12	10061-01-5	
trans-1,3-Dichloropropene	ND	ug/L	0.50	0.36	1		02/09/22 14:12	10061-02-6	
Diisopropyl ether	ND	ug/L	0.50	0.31	1		02/09/22 14:12	108-20-3	
Ethanol	ND	ug/L	200	72.2	1		02/09/22 14:12	64-17-5	
Ethylbenzene	ND	ug/L	0.50	0.30	1		02/09/22 14:12	100-41-4	
Hexachloro-1,3-butadiene	ND	ug/L	2.0	1.5	1		02/09/22 14:12	87-68-3	
Isopropylbenzene (Cumene)	ND	ug/L	0.50	0.33	1		02/09/22 14:12	98-82-8	
Methylene Chloride	ND	ug/L	2.0	2.0	1		02/09/22 14:12	75-09-2	
Methyl-tert-butyl ether	ND	ug/L	0.50	0.42	1		02/09/22 14:12	1634-04-4	
Naphthalene	ND	ug/L	2.0	0.64	1		02/09/22 14:12	91-20-3	
n-Propylbenzene	ND	ug/L	0.50	0.34	1		02/09/22 14:12	103-65-1	
Styrene	ND	ug/L	0.50	0.29	1		02/09/22 14:12	100-42-5	

REPORT OF LABORATORY ANALYSIS

This report shall not be reproduced, except in full,
without the written consent of Pace Analytical Services, LLC.

Pace Analytical Services, LLC
9800 Kincey Ave. Suite 100
Huntersville, NC 28078
(704)875-9092

ANALYTICAL RESULTS

Project: 20200-L1-2448 Incident
Pace Project No.: 92586862

Sample: Trip Blank **Lab ID: 92586862003** Collected: 02/08/22 00:00 Received: 02/08/22 13:11 Matrix: Water

Parameters	Results	Units	Report Limit	MDL	DF	Prepared	Analyzed	CAS No.	Qual
6200B MSV	Analytical Method: SM 6200B Pace Analytical Services - Charlotte								
1,1,1,2-Tetrachloroethane	ND	ug/L	0.50	0.31	1		02/09/22 14:12	630-20-6	
1,1,2,2-Tetrachloroethane	ND	ug/L	0.50	0.22	1		02/09/22 14:12	79-34-5	
Tetrachloroethene	ND	ug/L	0.50	0.29	1		02/09/22 14:12	127-18-4	
Toluene	ND	ug/L	0.50	0.48	1		02/09/22 14:12	108-88-3	
1,2,3-Trichlorobenzene	ND	ug/L	2.0	0.81	1		02/09/22 14:12	87-61-6	
1,2,4-Trichlorobenzene	ND	ug/L	2.0	0.64	1		02/09/22 14:12	120-82-1	
1,1,1-Trichloroethane	ND	ug/L	0.50	0.33	1		02/09/22 14:12	71-55-6	
1,1,2-Trichloroethane	ND	ug/L	0.50	0.32	1		02/09/22 14:12	79-00-5	
Trichloroethene	ND	ug/L	0.50	0.38	1		02/09/22 14:12	79-01-6	
Trichlorofluoromethane	ND	ug/L	1.0	0.30	1		02/09/22 14:12	75-69-4	
1,2,3-Trichloropropane	ND	ug/L	0.50	0.26	1		02/09/22 14:12	96-18-4	
1,2,4-Trimethylbenzene	ND	ug/L	0.50	0.50	1		02/09/22 14:12	95-63-6	
1,3,5-Trimethylbenzene	ND	ug/L	0.50	0.33	1		02/09/22 14:12	108-67-8	
Vinyl chloride	ND	ug/L	1.0	0.39	1		02/09/22 14:12	75-01-4	
m&p-Xylene	ND	ug/L	1.0	0.71	1		02/09/22 14:12	179601-23-1	
o-Xylene	ND	ug/L	0.50	0.34	1		02/09/22 14:12	95-47-6	
Surrogates									
1,2-Dichloroethane-d4 (S)	96	%	70-130		1		02/09/22 14:12	17060-07-0	
4-Bromofluorobenzene (S)	96	%	70-130		1		02/09/22 14:12	460-00-4	
Toluene-d8 (S)	100	%	70-130		1		02/09/22 14:12	2037-26-5	

REPORT OF LABORATORY ANALYSIS

This report shall not be reproduced, except in full,
without the written consent of Pace Analytical Services, LLC.

Pace Analytical Services, LLC
9800 Kincey Ave. Suite 100
Huntersville, NC 28078
(704)875-9092

QUALITY CONTROL DATA

Project: 20200-L1-2448 Incident
Pace Project No.: 92586862

QC Batch: 676875
QC Batch Method: MADEP VPH
Analysis Method: MADEP VPH
Analysis Description: VPH NC Water
Laboratory: Pace Analytical Services - Charlotte
Associated Lab Samples: 92586862001, 92586862002

METHOD BLANK: 3542854 Matrix: Water
Associated Lab Samples: 92586862001, 92586862002

Parameter	Units	Blank Result	Reporting Limit	MDL	Analyzed	Qualifiers
Aliphatic (C05-C08)	ug/L	ND	50.0	50.0	02/08/22 20:09	N2
Aromatic (C09-C10)	ug/L	ND	50.0	50.0	02/08/22 20:09	N2
4-Bromofluorobenzene (FID) (S)	%	100	70-130		02/08/22 20:09	
4-Bromofluorobenzene (PID) (S)	%	92	70-130		02/08/22 20:09	

LABORATORY CONTROL SAMPLE & LCSD: 3542855 3542856

Parameter	Units	Spike Conc.	LCS Result	LCSD Result	LCS % Rec	LCSD % Rec	% Rec Limits	RPD	Max RPD	Qualifiers
Aliphatic (C05-C08)	ug/L	300	381	370	127	123	70-130	3	25	N2
Aromatic (C09-C10)	ug/L	100	93.8	93.0	94	93	70-130	1	25	N2
4-Bromofluorobenzene (FID) (S)	%				98	99	70-130			
4-Bromofluorobenzene (PID) (S)	%				90	91	70-130			

Results presented on this page are in the units indicated by the "Units" column except where an alternate unit is presented to the right of the result.

REPORT OF LABORATORY ANALYSIS

This report shall not be reproduced, except in full,
without the written consent of Pace Analytical Services, LLC.

Pace Analytical Services, LLC
9800 Kincey Ave. Suite 100
Huntersville, NC 28078
(704)875-9092

QUALITY CONTROL DATA

Project: 20200-L1-2448 Incident
Pace Project No.: 92586862

QC Batch: 676913
QC Batch Method: EPA 3010A
Analysis Method: EPA 6010D
Analysis Description: 6010 MET
Laboratory: Pace Analytical Services - Asheville
Associated Lab Samples: 92586862001, 92586862002

METHOD BLANK: 3542957 Matrix: Water
Associated Lab Samples: 92586862001, 92586862002

Parameter	Units	Blank Result	Reporting Limit	MDL	Analyzed	Qualifiers
Lead	ug/L	ND	5.0	4.5	02/09/22 14:53	

LABORATORY CONTROL SAMPLE: 3542958

Parameter	Units	Spike Conc.	LCS Result	LCS % Rec	% Rec Limits	Qualifiers
Lead	ug/L	500	499	100	80-120	

MATRIX SPIKE & MATRIX SPIKE DUPLICATE: 3542959 3542960

Parameter	Units	92586862001 Result	MS Spike Conc.	MSD Spike Conc.	MS Result	MSD Result	MS % Rec	MSD % Rec	% Rec Limits	RPD	Max RPD	Qual
Lead	ug/L	ND	500	500	491	489	98	97	75-125	0	20	

Results presented on this page are in the units indicated by the "Units" column except where an alternate unit is presented to the right of the result.

REPORT OF LABORATORY ANALYSIS

This report shall not be reproduced, except in full,
without the written consent of Pace Analytical Services, LLC.

Pace Analytical Services, LLC
9800 Kincey Ave. Suite 100
Huntersville, NC 28078
(704)875-9092

QUALITY CONTROL DATA

Project: 20200-L1-2448 Incident
Pace Project No.: 92586862

QC Batch: 677041 | Analysis Method: SM 6200B
QC Batch Method: SM 6200B | Analysis Description: 6200B MSV
Laboratory: Pace Analytical Services - Charlotte

Associated Lab Samples: 92586862001, 92586862002, 92586862003

METHOD BLANK: 3543287 Matrix: Water
Associated Lab Samples: 92586862001, 92586862002, 92586862003

Parameter	Units	Blank Result	Reporting Limit	MDL	Analyzed	Qualifiers
1,1,1,2-Tetrachloroethane	ug/L	ND	0.50	0.31	02/09/22 13:18	
1,1,1-Trichloroethane	ug/L	ND	0.50	0.33	02/09/22 13:18	
1,1,2,2-Tetrachloroethane	ug/L	ND	0.50	0.22	02/09/22 13:18	
1,1,2-Trichloroethane	ug/L	ND	0.50	0.32	02/09/22 13:18	
1,1-Dichloroethane	ug/L	ND	0.50	0.37	02/09/22 13:18	
1,1-Dichloroethene	ug/L	ND	0.50	0.35	02/09/22 13:18	
1,1-Dichloropropene	ug/L	ND	0.50	0.43	02/09/22 13:18	
1,2,3-Trichlorobenzene	ug/L	ND	2.0	0.81	02/09/22 13:18	
1,2,3-Trichloropropane	ug/L	ND	0.50	0.26	02/09/22 13:18	
1,2,4-Trichlorobenzene	ug/L	ND	2.0	0.64	02/09/22 13:18	
1,2,4-Trimethylbenzene	ug/L	ND	0.50	0.50	02/09/22 13:18	
1,2-Dibromo-3-chloropropane	ug/L	ND	1.0	0.34	02/09/22 13:18	
1,2-Dibromoethane (EDB)	ug/L	ND	0.50	0.27	02/09/22 13:18	
1,2-Dichlorobenzene	ug/L	ND	0.50	0.34	02/09/22 13:18	
1,2-Dichloroethane	ug/L	ND	0.50	0.32	02/09/22 13:18	
1,2-Dichloropropane	ug/L	ND	0.50	0.36	02/09/22 13:18	
1,3,5-Trimethylbenzene	ug/L	ND	0.50	0.33	02/09/22 13:18	
1,3-Dichlorobenzene	ug/L	ND	0.50	0.34	02/09/22 13:18	
1,3-Dichloropropane	ug/L	ND	0.50	0.28	02/09/22 13:18	
1,4-Dichlorobenzene	ug/L	ND	0.50	0.33	02/09/22 13:18	
2,2-Dichloropropane	ug/L	ND	0.50	0.39	02/09/22 13:18	
2-Chlorotoluene	ug/L	ND	0.50	0.32	02/09/22 13:18	
4-Chlorotoluene	ug/L	ND	0.50	0.32	02/09/22 13:18	
Benzene	ug/L	ND	0.50	0.34	02/09/22 13:18	
Bromobenzene	ug/L	ND	0.50	0.29	02/09/22 13:18	
Bromochloromethane	ug/L	ND	0.50	0.47	02/09/22 13:18	
Bromodichloromethane	ug/L	ND	0.50	0.31	02/09/22 13:18	
Bromoform	ug/L	ND	0.50	0.34	02/09/22 13:18	
Bromomethane	ug/L	ND	5.0	1.7	02/09/22 13:18	IH
Carbon tetrachloride	ug/L	ND	0.50	0.33	02/09/22 13:18	
Chlorobenzene	ug/L	ND	0.50	0.28	02/09/22 13:18	
Chloroethane	ug/L	ND	1.0	0.65	02/09/22 13:18	
Chloroform	ug/L	ND	0.50	0.35	02/09/22 13:18	
Chloromethane	ug/L	ND	1.0	0.54	02/09/22 13:18	
cis-1,2-Dichloroethene	ug/L	ND	0.50	0.38	02/09/22 13:18	
cis-1,3-Dichloropropene	ug/L	ND	0.50	0.36	02/09/22 13:18	
Dibromochloromethane	ug/L	ND	0.50	0.36	02/09/22 13:18	
Dibromomethane	ug/L	ND	0.50	0.39	02/09/22 13:18	
Dichlorodifluoromethane	ug/L	ND	0.50	0.35	02/09/22 13:18	
Diisopropyl ether	ug/L	ND	0.50	0.31	02/09/22 13:18	

Results presented on this page are in the units indicated by the "Units" column except where an alternate unit is presented to the right of the result.

REPORT OF LABORATORY ANALYSIS

This report shall not be reproduced, except in full,
without the written consent of Pace Analytical Services, LLC.

Pace Analytical Services, LLC
9800 Kincey Ave. Suite 100
Huntersville, NC 28078
(704)875-9092

QUALITY CONTROL DATA

Project: 20200-L1-2448 Incident
Pace Project No.: 92586862

METHOD BLANK: 3543287 Matrix: Water
Associated Lab Samples: 92586862001, 92586862002, 92586862003

Parameter	Units	Blank Result	Reporting Limit	MDL	Analyzed	Qualifiers
Ethanol	ug/L	ND	200	72.2	02/09/22 13:18	
Ethylbenzene	ug/L	ND	0.50	0.30	02/09/22 13:18	
Hexachloro-1,3-butadiene	ug/L	ND	2.0	1.5	02/09/22 13:18	
Isopropylbenzene (Cumene)	ug/L	ND	0.50	0.33	02/09/22 13:18	
m&p-Xylene	ug/L	ND	1.0	0.71	02/09/22 13:18	
Methyl-tert-butyl ether	ug/L	ND	0.50	0.42	02/09/22 13:18	
Methylene Chloride	ug/L	ND	2.0	2.0	02/09/22 13:18	
n-Butylbenzene	ug/L	ND	0.50	0.49	02/09/22 13:18	
n-Propylbenzene	ug/L	ND	0.50	0.34	02/09/22 13:18	
Naphthalene	ug/L	ND	2.0	0.64	02/09/22 13:18	
o-Xylene	ug/L	ND	0.50	0.34	02/09/22 13:18	
sec-Butylbenzene	ug/L	ND	0.50	0.40	02/09/22 13:18	
Styrene	ug/L	ND	0.50	0.29	02/09/22 13:18	
tert-Butylbenzene	ug/L	ND	0.50	0.32	02/09/22 13:18	
Tetrachloroethene	ug/L	ND	0.50	0.29	02/09/22 13:18	
Toluene	ug/L	ND	0.50	0.48	02/09/22 13:18	
trans-1,2-Dichloroethene	ug/L	ND	0.50	0.40	02/09/22 13:18	
trans-1,3-Dichloropropene	ug/L	ND	0.50	0.36	02/09/22 13:18	
Trichloroethene	ug/L	ND	0.50	0.38	02/09/22 13:18	
Trichlorofluoromethane	ug/L	ND	1.0	0.30	02/09/22 13:18	
Vinyl chloride	ug/L	ND	1.0	0.39	02/09/22 13:18	
1,2-Dichloroethane-d4 (S)	%	95	70-130		02/09/22 13:18	
4-Bromofluorobenzene (S)	%	96	70-130		02/09/22 13:18	
Toluene-d8 (S)	%	99	70-130		02/09/22 13:18	

LABORATORY CONTROL SAMPLE: 3543288

Parameter	Units	Spike Conc.	LCS Result	LCS % Rec	% Rec Limits	Qualifiers
1,1,1,2-Tetrachloroethane	ug/L	50	50.7	101	60-140	
1,1,1-Trichloroethane	ug/L	50	46.8	94	60-140	
1,1,2,2-Tetrachloroethane	ug/L	50	49.0	98	60-140	
1,1,2-Trichloroethane	ug/L	50	48.1	96	60-140	
1,1-Dichloroethane	ug/L	50	46.3	93	60-140	
1,1-Dichloroethene	ug/L	50	44.4	89	60-140	
1,1-Dichloropropene	ug/L	50	46.4	93	60-140	
1,2,3-Trichlorobenzene	ug/L	50	45.8	92	60-140	
1,2,3-Trichloropropane	ug/L	50	44.6	89	60-140	
1,2,4-Trichlorobenzene	ug/L	50	47.7	95	60-140	
1,2,4-Trimethylbenzene	ug/L	50	45.5	91	60-140	
1,2-Dibromo-3-chloropropane	ug/L	50	52.9	106	60-140	
1,2-Dibromoethane (EDB)	ug/L	50	50.8	102	60-140	
1,2-Dichlorobenzene	ug/L	50	46.4	93	60-140	
1,2-Dichloroethane	ug/L	50	44.8	90	60-140	
1,2-Dichloropropane	ug/L	50	49.4	99	60-140	

Results presented on this page are in the units indicated by the "Units" column except where an alternate unit is presented to the right of the result.

REPORT OF LABORATORY ANALYSIS

This report shall not be reproduced, except in full,
without the written consent of Pace Analytical Services, LLC.

Pace Analytical Services, LLC
9800 Kincey Ave. Suite 100
Huntersville, NC 28078
(704)875-9092

QUALITY CONTROL DATA

Project: 20200-L1-2448 Incident
Pace Project No.: 92586862

LABORATORY CONTROL SAMPLE: 3543288

Parameter	Units	Spike Conc.	LCS Result	LCS % Rec	% Rec Limits	Qualifiers
1,3,5-Trimethylbenzene	ug/L	50	46.1	92	60-140	
1,3-Dichlorobenzene	ug/L	50	47.9	96	60-140	
1,3-Dichloropropane	ug/L	50	47.7	95	60-140	
1,4-Dichlorobenzene	ug/L	50	46.0	92	60-140	
2,2-Dichloropropane	ug/L	50	47.8	96	60-140	
2-Chlorotoluene	ug/L	50	47.2	94	60-140	
4-Chlorotoluene	ug/L	50	44.1	88	60-140	
Benzene	ug/L	50	47.3	95	60-140	
Bromobenzene	ug/L	50	47.4	95	60-140	
Bromochloromethane	ug/L	50	49.4	99	60-140	
Bromodichloromethane	ug/L	50	50.8	102	60-140	
Bromoform	ug/L	50	55.6	111	60-140	
Bromomethane	ug/L	50	70.5	141	60-140	IH,L1
Carbon tetrachloride	ug/L	50	50.7	101	60-140	
Chlorobenzene	ug/L	50	48.7	97	60-140	
Chloroethane	ug/L	50	44.2	88	60-140	
Chloroform	ug/L	50	43.9	88	60-140	
Chloromethane	ug/L	50	53.6	107	60-140	
cis-1,2-Dichloroethene	ug/L	50	46.9	94	60-140	
cis-1,3-Dichloropropene	ug/L	50	51.5	103	60-140	
Dibromochloromethane	ug/L	50	52.2	104	60-140	
Dibromomethane	ug/L	50	50.4	101	60-140	
Dichlorodifluoromethane	ug/L	50	60.7	121	60-140	
Diisopropyl ether	ug/L	50	42.8	86	60-140	
Ethanol	ug/L	2000	1710	85	60-140	
Ethylbenzene	ug/L	50	47.0	94	60-140	
Hexachloro-1,3-butadiene	ug/L	50	52.3	105	60-140	
Isopropylbenzene (Cumene)	ug/L	50	48.6	97	60-140	
m&p-Xylene	ug/L	100	94.7	95	60-140	
Methyl-tert-butyl ether	ug/L	50	43.1	86	60-140	
Methylene Chloride	ug/L	50	49.3	99	60-140	
n-Butylbenzene	ug/L	50	45.8	92	60-140	
n-Propylbenzene	ug/L	50	45.8	92	60-140	
Naphthalene	ug/L	50	44.4	89	60-140	
o-Xylene	ug/L	50	49.8	100	60-140	
sec-Butylbenzene	ug/L	50	46.8	94	60-140	
Styrene	ug/L	50	51.0	102	60-140	
tert-Butylbenzene	ug/L	50	39.9	80	60-140	
Tetrachloroethene	ug/L	50	48.0	96	60-140	
Toluene	ug/L	50	46.4	93	60-140	
trans-1,2-Dichloroethene	ug/L	50	47.3	95	60-140	
trans-1,3-Dichloropropene	ug/L	50	51.0	102	60-140	
Trichloroethene	ug/L	50	48.9	98	60-140	
Trichlorofluoromethane	ug/L	50	41.8	84	60-140	
Vinyl chloride	ug/L	50	53.7	107	60-140	
1,2-Dichloroethane-d4 (S)	%			94	70-130	
4-Bromofluorobenzene (S)	%			100	70-130	

Results presented on this page are in the units indicated by the "Units" column except where an alternate unit is presented to the right of the result.

REPORT OF LABORATORY ANALYSIS

This report shall not be reproduced, except in full,
without the written consent of Pace Analytical Services, LLC.

Pace Analytical Services, LLC
9800 Kincey Ave. Suite 100
Huntersville, NC 28078
(704)875-9092

QUALITY CONTROL DATA

Project: 20200-L1-2448 Incident
Pace Project No.: 92586862

LABORATORY CONTROL SAMPLE: 3543288

Parameter	Units	Spike Conc.	LCS Result	LCS % Rec	% Rec Limits	Qualifiers
Toluene-d8 (S)	%			100	70-130	

MATRIX SPIKE & MATRIX SPIKE DUPLICATE: 3543289 3543290

Parameter	Units	92586651005 Result	MS Spike Conc.	MSD Spike Conc.	MS Result	MSD Result	MS % Rec	MSD % Rec	% Rec Limits	RPD	Max RPD	Qual
1,1,1,2-Tetrachloroethane	ug/L	ND	5000	5000	5430	5030	109	101	60-140	8	30	
1,1,1-Trichloroethane	ug/L	ND	5000	5000	5530	5020	111	100	60-140	10	30	
1,1,2,2-Tetrachloroethane	ug/L	ND	5000	5000	5150	4870	103	97	60-140	6	30	
1,1,2-Trichloroethane	ug/L	ND	5000	5000	5330	5030	107	101	60-140	6	30	
1,1-Dichloroethane	ug/L	ND	5000	5000	5040	4910	101	98	60-140	3	30	
1,1-Dichloroethene	ug/L	ND	5000	5000	5130	4790	103	96	60-140	7	30	
1,1-Dichloropropene	ug/L	ND	5000	5000	5330	4930	107	99	60-140	8	30	
1,2,3-Trichlorobenzene	ug/L	ND	5000	5000	4880	4810	98	96	60-140	1	30	
1,2,3-Trichloropropane	ug/L	ND	5000	5000	4800	4630	96	93	60-140	4	30	
1,2,4-Trichlorobenzene	ug/L	ND	5000	5000	5140	4700	103	94	60-140	9	30	
1,2,4-Trimethylbenzene	ug/L	1280	5000	5000	6240	5970	99	94	60-140	4	30	
1,2-Dibromo-3-chloropropane	ug/L	ND	5000	5000	5600	5010	112	100	60-140	11	30	
1,2-Dibromoethane (EDB)	ug/L	ND	5000	5000	5470	5110	109	102	60-140	7	30	
1,2-Dichlorobenzene	ug/L	ND	5000	5000	4980	4640	100	93	60-140	7	30	
1,2-Dichloroethane	ug/L	ND	5000	5000	5140	4750	103	95	60-140	8	30	
1,2-Dichloropropane	ug/L	ND	5000	5000	5290	4930	106	99	60-140	7	30	
1,3,5-Trimethylbenzene	ug/L	314	5000	5000	5410	5020	102	94	60-140	7	30	
1,3-Dichlorobenzene	ug/L	ND	5000	5000	5200	4940	104	99	60-140	5	30	
1,3-Dichloropropane	ug/L	ND	5000	5000	5250	4890	105	98	60-140	7	30	
1,4-Dichlorobenzene	ug/L	ND	5000	5000	5000	4700	100	94	60-140	6	30	
2,2-Dichloropropane	ug/L	ND	5000	5000	4850	4490	97	90	60-140	8	30	
2-Chlorotoluene	ug/L	ND	5000	5000	5130	5000	103	100	60-140	3	30	
4-Chlorotoluene	ug/L	ND	5000	5000	5000	4600	100	92	60-140	8	30	
Benzene	ug/L	15500	5000	5000	20200	20200	94	93	60-140	0	30	
Bromobenzene	ug/L	ND	5000	5000	5230	4910	105	98	60-140	6	30	
Bromochloromethane	ug/L	ND	5000	5000	5330	5100	107	102	60-140	4	30	
Bromodichloromethane	ug/L	ND	5000	5000	5220	4960	104	99	60-140	5	30	
Bromoform	ug/L	ND	5000	5000	5520	5110	110	102	60-140	8	30	
Bromomethane	ug/L	ND	5000	5000	5550	6670	111	133	60-140	18	30	IH
Carbon tetrachloride	ug/L	ND	5000	5000	5520	5170	110	103	60-140	7	30	
Chlorobenzene	ug/L	ND	5000	5000	5430	5050	109	101	60-140	7	30	
Chloroethane	ug/L	ND	5000	5000	5540	5270	111	105	60-140	5	30	
Chloroform	ug/L	ND	5000	5000	4770	4630	95	93	60-140	3	30	
Chloromethane	ug/L	ND	5000	5000	5570	5280	111	106	60-140	5	30	
cis-1,2-Dichloroethene	ug/L	ND	5000	5000	5290	4900	106	98	60-140	8	30	
cis-1,3-Dichloropropene	ug/L	ND	5000	5000	5280	4950	106	99	60-140	7	30	
Dibromochloromethane	ug/L	ND	5000	5000	5390	5000	108	100	60-140	7	30	
Dibromomethane	ug/L	ND	5000	5000	5480	5100	110	102	60-140	7	30	

Results presented on this page are in the units indicated by the "Units" column except where an alternate unit is presented to the right of the result.

REPORT OF LABORATORY ANALYSIS

This report shall not be reproduced, except in full,
without the written consent of Pace Analytical Services, LLC.

Pace Analytical Services, LLC
9800 Kincey Ave. Suite 100
Huntersville, NC 28078
(704)875-9092

QUALITY CONTROL DATA

Project: 20200-L1-2448 Incident
Pace Project No.: 92586862

MATRIX SPIKE & MATRIX SPIKE DUPLICATE: 3543289 3543290

Parameter	Units	92586651005 Result	MS Spike Conc.	MSD Spike Conc.	MS Result	MSD Result	MS % Rec	MSD % Rec	% Rec Limits	RPD	Max RPD	Qual
Dichlorodifluoromethane	ug/L	ND	5000	5000	6460	6600	129	132	60-140	2	30	
Diisopropyl ether	ug/L	3000	5000	5000	7320	7040	86	81	60-140	4	30	
Ethanol	ug/L	ND	200000	200000	180000	171000	90	86	60-140	5	30	
Ethylbenzene	ug/L	2190	5000	5000	7520	7120	106	99	60-140	5	30	
Hexachloro-1,3-butadiene	ug/L	ND	5000	5000	5630	5460	113	109	60-140	3	30	
Isopropylbenzene (Cumene)	ug/L	ND	5000	5000	5440	5110	109	102	60-140	6	30	
m&p-Xylene	ug/L	7970	10000	10000	18400	17800	104	99	60-140	3	30	
Methyl-tert-butyl ether	ug/L	1010	5000	5000	5630	5390	92	88	60-140	4	30	
Methylene Chloride	ug/L	ND	5000	5000	5250	4940	105	99	60-140	6	30	
n-Butylbenzene	ug/L	ND	5000	5000	4980	4510	100	90	60-140	10	30	
n-Propylbenzene	ug/L	183	5000	5000	5210	4950	101	95	60-140	5	30	
Naphthalene	ug/L	319J	5000	5000	5010	4720	94	88	60-140	6	30	
o-Xylene	ug/L	4080	5000	5000	9500	9260	109	104	60-140	3	30	
sec-Butylbenzene	ug/L	ND	5000	5000	5250	4770	105	95	60-140	9	30	
Styrene	ug/L	ND	5000	5000	5540	5220	111	104	60-140	6	30	
tert-Butylbenzene	ug/L	ND	5000	5000	4460	4160	89	83	60-140	7	30	
Tetrachloroethene	ug/L	ND	5000	5000	5340	5060	107	101	60-140	5	30	
Toluene	ug/L	34300	5000	5000	38000	37900	75	72	60-140	0	30	
trans-1,2-Dichloroethene	ug/L	ND	5000	5000	5100	4750	102	95	60-140	7	30	
trans-1,3-Dichloropropene	ug/L	ND	5000	5000	5260	4910	105	98	60-140	7	30	
Trichloroethene	ug/L	ND	5000	5000	5420	4950	108	99	60-140	9	30	
Trichlorofluoromethane	ug/L	ND	5000	5000	4920	4900	98	98	60-140	0	30	
Vinyl chloride	ug/L	ND	5000	5000	5780	5550	116	111	60-140	4	30	
1,2-Dichloroethane-d4 (S)	%						92	90	70-130			
4-Bromofluorobenzene (S)	%						99	99	70-130			
Toluene-d8 (S)	%						100	97	70-130			

Results presented on this page are in the units indicated by the "Units" column except where an alternate unit is presented to the right of the result.

REPORT OF LABORATORY ANALYSIS

This report shall not be reproduced, except in full,
without the written consent of Pace Analytical Services, LLC.

Pace Analytical Services, LLC
9800 Kincey Ave. Suite 100
Huntersville, NC 28078
(704)875-9092

QUALIFIERS

Project: 20200-L1-2448 Incident
Pace Project No.: 92586862

DEFINITIONS

DF - Dilution Factor, if reported, represents the factor applied to the reported data due to dilution of the sample aliquot.

ND - Not Detected at or above adjusted reporting limit.

TNTC - Too Numerous To Count

J - Estimated concentration above the adjusted method detection limit and below the adjusted reporting limit.

MDL - Adjusted Method Detection Limit.

PQL - Practical Quantitation Limit.

RL - Reporting Limit - The lowest concentration value that meets project requirements for quantitative data with known precision and bias for a specific analyte in a specific matrix.

S - Surrogate

1,2-Diphenylhydrazine decomposes to and cannot be separated from Azobenzene using Method 8270. The result for each analyte is a combined concentration.

Consistent with EPA guidelines, unrounded data are displayed and have been used to calculate % recovery and RPD values.

LCS(D) - Laboratory Control Sample (Duplicate)

MS(D) - Matrix Spike (Duplicate)

DUP - Sample Duplicate

RPD - Relative Percent Difference

NC - Not Calculable.

SG - Silica Gel - Clean-Up

U - Indicates the compound was analyzed for, but not detected.

Acid preservation may not be appropriate for 2 Chloroethylvinyl ether.

A separate vial preserved to a pH of 4-5 is recommended in SW846 Chapter 4 for the analysis of Acrolein and Acrylonitrile by EPA Method 8260.

N-Nitrosodiphenylamine decomposes and cannot be separated from Diphenylamine using Method 8270. The result reported for each analyte is a combined concentration.

Reported results are not rounded until the final step prior to reporting. Therefore, calculated parameters that are typically reported as "Total" may vary slightly from the sum of the reported component parameters.

Pace Analytical is TNI accredited. Contact your Pace PM for the current list of accredited analytes.

TNI - The NELAC Institute.

ANALYTE QUALIFIERS

IH	This analyte exceeded secondary source verification criteria high for the initial calibration. The reported results should be considered an estimated value.
L1	Analyte recovery in the laboratory control sample (LCS) was above QC limits. Results for this analyte in associated samples may be biased high.
N2	The lab does not hold NELAC/TNI accreditation for this parameter but other accreditations/certifications may apply. A complete list of accreditations/certifications is available upon request.

REPORT OF LABORATORY ANALYSIS

This report shall not be reproduced, except in full,
without the written consent of Pace Analytical Services, LLC.

Pace Analytical Services, LLC
9800 Kincey Ave. Suite 100
Huntersville, NC 28078
(704)875-9092

QUALITY CONTROL DATA CROSS REFERENCE TABLE

Project: 20200-L1-2448 Incident
Pace Project No.: 92586862

Lab ID	Sample ID	QC Batch Method	QC Batch	Analytical Method	Analytical Batch
92586862001	**DUP-1**	MADEP VPH	676875		
92586862002	**FB-1**	MADEP VPH	676875		
92586862001	**DUP-1**	EPA 3010A	676913	EPA 6010D	676931
92586862002	**FB-1**	EPA 3010A	676913	EPA 6010D	676931
92586862001	**DUP-1**	SM 6200B	677041		
92586862002	**FB-1**	SM 6200B	677041		
92586862003	**Trip Blank**	SM 6200B	677041		

This report shall not be reproduced, except in full,
without the written consent of Pace Analytical Services, LLC.

Pace Analytical

CHAIN-OF-CUSTODY Analytical Request Document

Chain-of-Custody is a LEGAL DOCUMENT - Complete all relevent fields

WO# : 92586862

92586862

...orkorder Number or

ONLY

...er:

Company: Apex Companies	Billing Information:
Address:	
Report To: Andrew Street	Email To: andrew.street@apexcos.com
Copy To:	Site Collection Info/Address:
Customer Project Name/Number: 2020-L1-2448	State: NC County/City: Huntersville Time Zone Collected: [ ] PT [ ] MT [ ] CT [ ] ET
Phone: Email:	Site/Facility ID #: Compliance Monitoring? [ ] Yes [ ] No
Collected By (print): Matt T.	Purchase Order #: Quote #: DW PWS ID #: DW Location Code:
Collected By (signature): [signature]	Turnaround Date Required: ASAP Immediately Packed on Ice: [ ] Yes [ ] No
Sample Disposal: [ ] Dispose as appropriate [ ] Return [ ] Archive: ____ [ ] Hold: ____	Rush: [ ] Same Day [ ] Next Day [ ] 2 Day [ ] 3 Day [ ] 4 Day [ ] 5 Day (Expedite Charges Apply) Field Filtered (if applicable): [ ] Yes [ ] No Analysis: ____

** Preservative Types: (1) nitric acid, (2) sulfuric acid, (3) hydrochloric acid, (4) sodium hydroxide, (5) zinc acetate, (6) methanol, (7) sodium bisulfate, (8) sodium thiosulfate, (9) hexane, (A) ascorbic acid, (B) ammonium sulfate, (C) ammonium hydroxide, (D) TSP, (U) Unpreserved, (O) Other ____

* Matrix Codes (Insert in Matrix box below): Drinking Water (DW), Ground Water (GW), Wastewater (WW), Product (P), Soil/Solid (SL), Oil (OL), Wipe (WP), Air (AR), Tissue (TS), Bioassay (B), Vapor (V), Other (OT)

Analyses

Customer Sample ID	Matrix *	Comp / Grab	Collected (or Composite Start) Date	Time	Composite End Date	Time	Res Cl	# of Ctns	VOCs 6200B	MADEP VPH	LEAD								Lab Profile/Line:
DUP-1	DW	G	2-8-22					8	X	X	X								92586862 001
FB-1	DW	G	2-8-22					8	X	X	X								002
Trip Blank	OT	—	2-8-22					2	X										003

Lab Sample Receipt Checklist:

Custody Seals Present/Intact	Y (N) NA
Custody Signatures Present	(Y) N NA
Collector Signature Present	(Y) N NA
Bottles Intact	(Y) N NA
Correct Bottles	(Y) N NA
Sufficient Volume	(Y) N NA
Samples Received on Ice	(Y) N NA
VOA - Headspace Acceptable	(Y) N NA
USDA Regulated Soils	Y N (NA)
Samples in Holding Time	(Y) N NA
Residual Chlorine Present	Y N (NA)
Cl Strips:	
Sample pH Acceptable	(Y) N NA
pH Strips: 223819AV	
Sulfide Present	Y N (NA)
Lead Acetate Strips:	

LAB USE ONLY:
Lab Sample # / Comments:

Customer Remarks / Special Conditions / Possible Hazards:

Type of Ice Used: (Wet) Blue Dry None

Packing Material Used: b. bags

Radchem sample(s) screened (<500 cpm): Y N (NA)

SHORT HOLDS PRESENT (<72 hours): Y (N) N/A

Lab Tracking #: 2632567

Samples received via: FEDEX UPS (Client) Courier Pace Courier

Lab Sample Temperature Info:
Temp Blank Received: Y (N) NA
Therm ID#: IR92T064
Cooler 1 Temp Upon Receipt: 4.5 oC
Cooler 1 Therm Corr. Factor: 0 oC
Cooler 1 Corrected Temp: 4.5 oC
Comments:

Relinquished by/Company: (Signature)	Date/Time:	Received by/Company: (Signature)	Date/Time:
Matt T. / Apex [signature]	2-8-22 / 1311	[signature] PACE HVL	2/8/22 13:11
Relinquished by/Company: (Signature)	Date/Time:	Received by/Company: (Signature)	Date/Time:
Relinquished by/Company: (Signature)	Date/Time:	Received by/Company: (Signature)	Date/Time:

MTJL LAB USE ONLY
Table #:
Acctnum:
Template:
Prelogin:
PM:
PB:

Trip Blank Received: (Y) N NA
(HCL) MeOH TSP Other

Non Conformance(s): YES / (NO)

Page: ____ of: ____

Pace Analytical®	Document Name: Bottle Identification Form (BIF)	Document Issued: November 15, 2021 Page 1 of 1
	Document No.: F-CAR-CS-043-Rev.01	Issuing Authority: Pace Carolinas Quality Office

***Check mark top half of box if pH and/or dechlorination is verified and within the acceptance range for preservation samples.**

Exceptions: VOA, Coliform, TOC, Oil and Grease, DRO/8015 (water) DOC, LLHg

****Bottom half of box is to list number of bottles**

Project: **WO# : 92586862**

PM: AMB Due Date: 02/15/22

CLIENT: 92-APEX MOOR

Matrix	Item#	BP4U-125 mL Plastic Unpreserved (N/A) (Cl-)	BP3U-250 mL Plastic Unpreserved (N/A)	BP2U-500 mL Plastic Unpreserved (N/A)	BP1U-1 liter Plastic Unpreserved (N/A).	BP4S-125 mL Plastic H2SO4 (pH < 2) (Cl-)	BP3N-250 mL plastic HNO3 (pH < 2)	BP4Z-125 mL Plastic ZN Acetate & NaOH (>9)	BP4B-125 mL Plastic NaOH (pH > 12) (Cl-)	WGFU-Wide-mouthed Glass jar Unpreserved	AG1U-1 liter Amber Unpreserved (N/A) (Cl-)	AG1H-1 liter Amber HCl (pH < 2)	AG3U-250 mL Amber Unpreserved (N/A) (Cl-)	AG1S-1 liter Amber H2SO4 (pH < 2)	AG3S-250 mL Amber H2SO4 (pH < 2)	AG3A(DG3A)-250 mL Amber NH4Cl (N/A)(Cl-)	DG9H-40 mL VOA HCl (N/A)	VG9T-40 mL VOA Na2S2O3 (N/A)	VG9U-40 mL VOA Unpreserved (N/A)	DG9P-40 mL VOA H3PO4 (N/A)	VOAK (3 vials per kit)-5035 kit (N/A)	V/GK (3 vials per kit)-VPH/Gas kit (N/A)	SPST-125 mL Sterile Plastic (N/A – lab)	SP2T-250 mL Sterile Plastic (N/A – lab)		BP3A-250 mL Plastic (NH2)2SO4 (9.3-9.7)	AG0U-100 mL Amber Unpreserved vials (N/A)	VSGU-20 mL Scintillation vials (N/A)	DG9U-40 mL Amber Unpreserved vials (N/A)
	1						1										7												
	2						1										7												
	3																2												
	4																												
	5																												
	6																												
	7																												
	8																												
	9																												
	10																												
	11																												
	12																												

pH Adjustment Log for Preserved Samples

Sample ID	Type of Preservative	pH upon receipt	Date preservation adjusted	Time preservation adjusted	Amount of Preservative added	Lot #

Note: Whenever there is a discrepancy affecting North Carolina compliance samples, a copy of this form will be sent to the North Carolina DEHNR Certification Office (i.e. Out of hold, incorrect preservative, out of temp, incorrect containers.

Pace Analytical Services, LLC
9800 Kincey Ave. Suite 100
Huntersville, NC 28078
(704)875-9092

February 11, 2022

Alex Testoff
Montrose Environmental Group, Inc.
400 Northridge Rd.
Suite 400
Atlanta, GA 30350

RE: Project: PROJ 002116
Pace Project No.: 92587343

Dear Alex Testoff:

Enclosed are the analytical results for sample(s) received by the laboratory on February 09, 2022. The results relate only to the samples included in this report. Results reported herein conform to the applicable TNI/NELAC Standards and the laboratory's Quality Manual, where applicable, unless otherwise noted in the body of the report.

The test results provided in this final report were generated by each of the following laboratories within the Pace Network:

- Pace Analytical Services - Charlotte

If you have any questions concerning this report, please feel free to contact me.

Sincerely,

Bonnie Vang
bonnie.vang@pacelabs.com
(704)875-9092
Project Manager

Enclosures

cc: Cole Cates, Environmental Planning Specialists, Inc.
J Culbreath, Colonial Pipeline Company
Robert Hughes, Colonial Pipeline Company
Cam Lee, Montrose Environmental Group
Jamie Moran, APEX Companies, LLC
Jeff Morrison, Colonial Pipeline Company
Nicholas Nelson, Montrose Environmental Group, Inc.
Andrew Street, Apex Companies - NC
JM Wyatt, Colonial Pipeline Company

This report shall not be reproduced, except in full,
without the written consent of Pace Analytical Services, LLC.

Pace Analytical Services, LLC
9800 Kincey Ave. Suite 100
Huntersville, NC 28078
(704)875-9092

CERTIFICATIONS

Project: PROJ 002116
Pace Project No.: 92587343

Pace Analytical Services Charlotte

South Carolina Laboratory ID: 99006
9800 Kincey Ave. Ste 100, Huntersville, NC 28078
North Carolina Drinking Water Certification #: 37706
North Carolina Field Services Certification #: 5342
North Carolina Wastewater Certification #: 12
South Carolina Laboratory ID: 99006
South Carolina Certification #: 99006001
South Carolina Drinking Water Cert. #: 99006003
Florida/NELAP Certification #: E87627
Kentucky UST Certification #: 84
Louisiana DoH Drinking Water #: LA029
Virginia/VELAP Certification #: 460221

This report shall not be reproduced, except in full,
without the written consent of Pace Analytical Services, LLC.

Pace Analytical Services, LLC
9800 Kincey Ave. Suite 100
Huntersville, NC 28078
(704)875-9092

SAMPLE ANALYTE COUNT

Project: PROJ 002116
Pace Project No.: 92587343

Lab ID	Sample ID	Method	Analysts	Analytes Reported	Laboratory
92587343001	**22040-SW-1**	EPA 5030B/8015C	MAD	2	PASI-C
		EPA 8260D	SAS	9	PASI-C
92587343002	**22040-SW-2**	EPA 5030B/8015C	MAD	2	PASI-C
		EPA 8260D	SAS	9	PASI-C
92587343003	**22040-SW-3**	EPA 5030B/8015C	MAD	2	PASI-C
		EPA 8260D	SAS	9	PASI-C
92587343004	**22040-SW-4**	EPA 5030B/8015C	MAD	2	PASI-C
		EPA 8260D	SAS	9	PASI-C
92587343005	**22040-SW-5**	EPA 5030B/8015C	MAD	2	PASI-C
		EPA 8260D	SAS	9	PASI-C
92587343006	**22040-SW-7**	EPA 5030B/8015C	MAD	2	PASI-C
		EPA 8260D	SAS	9	PASI-C
92587343007	**22040-SW-DUP**	EPA 5030B/8015C	MAD	2	PASI-C
		EPA 8260D	SAS	9	PASI-C
92587343008	**22040-TRIP BLANK**	EPA 8260D	SAS	9	PASI-C

PASI-C = Pace Analytical Services - Charlotte

This report shall not be reproduced, except in full,
without the written consent of Pace Analytical Services, LLC.

Pace Analytical Services, LLC
9800 Kincey Ave. Suite 100
Huntersville, NC 28078
(704)875-9092

ANALYTICAL RESULTS

Project: PROJ 002116
Pace Project No.: 92587343

Sample: 22040-SW-1 **Lab ID: 92587343001** Collected: 02/09/22 14:20 Received: 02/09/22 16:20 Matrix: Water

Parameters	Results	Units	Report Limit	DF	Prepared	Analyzed	CAS No.	Qual
Gasoline Range Organics	Analytical Method: EPA 5030B/8015C Pace Analytical Services - Charlotte							
Gas Range Organics (C6-C10)	ND	mg/L	0.080	1		02/10/22 21:08		
Surrogates								
4-Bromofluorobenzene (S)	86	%	70-130	1		02/10/22 21:08	460-00-4	
8260D MSV Low Level	Analytical Method: EPA 8260D Pace Analytical Services - Charlotte							
Benzene	ND	ug/L	1.0	1		02/10/22 14:25	71-43-2	
Ethylbenzene	ND	ug/L	1.0	1		02/10/22 14:25	100-41-4	
Toluene	ND	ug/L	1.0	1		02/10/22 14:25	108-88-3	
Xylene (Total)	ND	ug/L	1.0	1		02/10/22 14:25	1330-20-7	
m&p-Xylene	ND	ug/L	2.0	1		02/10/22 14:25	179601-23-1	
o-Xylene	ND	ug/L	1.0	1		02/10/22 14:25	95-47-6	
Surrogates								
4-Bromofluorobenzene (S)	93	%	70-130	1		02/10/22 14:25	460-00-4	
1,2-Dichloroethane-d4 (S)	74	%	70-130	1		02/10/22 14:25	17060-07-0	
Toluene-d8 (S)	106	%	70-130	1		02/10/22 14:25	2037-26-5	

REPORT OF LABORATORY ANALYSIS

This report shall not be reproduced, except in full,
without the written consent of Pace Analytical Services, LLC.

Pace Analytical Services, LLC
9800 Kincey Ave. Suite 100
Huntersville, NC 28078
(704)875-9092

ANALYTICAL RESULTS

Project: PROJ 002116
Pace Project No.: 92587343

Sample: 22040-SW-2 **Lab ID: 92587343002** Collected: 02/09/22 14:00 Received: 02/09/22 16:20 Matrix: Water

Parameters	Results	Units	Report Limit	DF	Prepared	Analyzed	CAS No.	Qual
Gasoline Range Organics	Analytical Method: EPA 5030B/8015C Pace Analytical Services - Charlotte							
Gas Range Organics (C6-C10)	ND	mg/L	0.080	1		02/10/22 21:36		
Surrogates								
4-Bromofluorobenzene (S)	85	%	70-130	1		02/10/22 21:36	460-00-4	
8260D MSV Low Level	Analytical Method: EPA 8260D Pace Analytical Services - Charlotte							
Benzene	ND	ug/L	1.0	1		02/10/22 14:43	71-43-2	
Ethylbenzene	ND	ug/L	1.0	1		02/10/22 14:43	100-41-4	
Toluene	ND	ug/L	1.0	1		02/10/22 14:43	108-88-3	
Xylene (Total)	ND	ug/L	1.0	1		02/10/22 14:43	1330-20-7	
m&p-Xylene	ND	ug/L	2.0	1		02/10/22 14:43	179601-23-1	
o-Xylene	ND	ug/L	1.0	1		02/10/22 14:43	95-47-6	
Surrogates								
4-Bromofluorobenzene (S)	97	%	70-130	1		02/10/22 14:43	460-00-4	
1,2-Dichloroethane-d4 (S)	74	%	70-130	1		02/10/22 14:43	17060-07-0	
Toluene-d8 (S)	104	%	70-130	1		02/10/22 14:43	2037-26-5	

REPORT OF LABORATORY ANALYSIS

This report shall not be reproduced, except in full,
without the written consent of Pace Analytical Services, LLC.

Pace Analytical Services, LLC
9800 Kincey Ave. Suite 100
Huntersville, NC 28078
(704)875-9092

ANALYTICAL RESULTS

Project: PROJ 002116
Pace Project No.: 92587343

Sample: 22040-SW-3 **Lab ID: 92587343003** Collected: 02/09/22 13:50 Received: 02/09/22 16:20 Matrix: Water

Parameters	Results	Units	Report Limit	DF	Prepared	Analyzed	CAS No.	Qual
Gasoline Range Organics	Analytical Method: EPA 5030B/8015C Pace Analytical Services - Charlotte							
Gas Range Organics (C6-C10)	ND	mg/L	0.080	1		02/10/22 22:04		
Surrogates								
4-Bromofluorobenzene (S)	81	%	70-130	1		02/10/22 22:04	460-00-4	
8260D MSV Low Level	Analytical Method: EPA 8260D Pace Analytical Services - Charlotte							
Benzene	ND	ug/L	1.0	1		02/10/22 15:02	71-43-2	
Ethylbenzene	ND	ug/L	1.0	1		02/10/22 15:02	100-41-4	
Toluene	ND	ug/L	1.0	1		02/10/22 15:02	108-88-3	
Xylene (Total)	ND	ug/L	1.0	1		02/10/22 15:02	1330-20-7	
m&p-Xylene	ND	ug/L	2.0	1		02/10/22 15:02	179601-23-1	
o-Xylene	ND	ug/L	1.0	1		02/10/22 15:02	95-47-6	
Surrogates								
4-Bromofluorobenzene (S)	97	%	70-130	1		02/10/22 15:02	460-00-4	
1,2-Dichloroethane-d4 (S)	73	%	70-130	1		02/10/22 15:02	17060-07-0	
Toluene-d8 (S)	105	%	70-130	1		02/10/22 15:02	2037-26-5	

REPORT OF LABORATORY ANALYSIS

This report shall not be reproduced, except in full,
without the written consent of Pace Analytical Services, LLC.

Pace Analytical Services, LLC
9800 Kincey Ave. Suite 100
Huntersville, NC 28078
(704)875-9092

ANALYTICAL RESULTS

Project: PROJ 002116
Pace Project No.: 92587343

Sample: 22040-SW-4 **Lab ID: 92587343004** Collected: 02/09/22 14:30 Received: 02/09/22 16:20 Matrix: Water

Parameters	Results	Units	Report Limit	DF	Prepared	Analyzed	CAS No.	Qual
Gasoline Range Organics	Analytical Method: EPA 5030B/8015C Pace Analytical Services - Charlotte							
Gas Range Organics (C6-C10)	ND	mg/L	0.080	1		02/10/22 22:32		
Surrogates								
4-Bromofluorobenzene (S)	86	%	70-130	1		02/10/22 22:32	460-00-4	
8260D MSV Low Level	Analytical Method: EPA 8260D Pace Analytical Services - Charlotte							
Benzene	ND	ug/L	1.0	1		02/10/22 15:20	71-43-2	
Ethylbenzene	ND	ug/L	1.0	1		02/10/22 15:20	100-41-4	
Toluene	ND	ug/L	1.0	1		02/10/22 15:20	108-88-3	
Xylene (Total)	ND	ug/L	1.0	1		02/10/22 15:20	1330-20-7	
m&p-Xylene	ND	ug/L	2.0	1		02/10/22 15:20	179601-23-1	
o-Xylene	ND	ug/L	1.0	1		02/10/22 15:20	95-47-6	
Surrogates								
4-Bromofluorobenzene (S)	96	%	70-130	1		02/10/22 15:20	460-00-4	
1,2-Dichloroethane-d4 (S)	74	%	70-130	1		02/10/22 15:20	17060-07-0	
Toluene-d8 (S)	104	%	70-130	1		02/10/22 15:20	2037-26-5	

REPORT OF LABORATORY ANALYSIS

This report shall not be reproduced, except in full,
without the written consent of Pace Analytical Services, LLC.

Pace Analytical Services, LLC
9800 Kincey Ave. Suite 100
Huntersville, NC 28078
(704)875-9092

ANALYTICAL RESULTS

Project: PROJ 002116
Pace Project No.: 92587343

Sample: 22040-SW-5 **Lab ID: 92587343005** Collected: 02/09/22 14:50 Received: 02/09/22 16:20 Matrix: Water

Parameters	Results	Units	Report Limit	DF	Prepared	Analyzed	CAS No.	Qual
Gasoline Range Organics	Analytical Method: EPA 5030B/8015C Pace Analytical Services - Charlotte							
Gas Range Organics (C6-C10)	ND	mg/L	0.080	1		02/10/22 23:01		
Surrogates								
4-Bromofluorobenzene (S)	85	%	70-130	1		02/10/22 23:01	460-00-4	
8260D MSV Low Level	Analytical Method: EPA 8260D Pace Analytical Services - Charlotte							
Benzene	ND	ug/L	1.0	1		02/10/22 15:38	71-43-2	
Ethylbenzene	ND	ug/L	1.0	1		02/10/22 15:38	100-41-4	
Toluene	ND	ug/L	1.0	1		02/10/22 15:38	108-88-3	
Xylene (Total)	ND	ug/L	1.0	1		02/10/22 15:38	1330-20-7	
m&p-Xylene	ND	ug/L	2.0	1		02/10/22 15:38	179601-23-1	
o-Xylene	ND	ug/L	1.0	1		02/10/22 15:38	95-47-6	
Surrogates								
4-Bromofluorobenzene (S)	97	%	70-130	1		02/10/22 15:38	460-00-4	
1,2-Dichloroethane-d4 (S)	74	%	70-130	1		02/10/22 15:38	17060-07-0	
Toluene-d8 (S)	105	%	70-130	1		02/10/22 15:38	2037-26-5	

REPORT OF LABORATORY ANALYSIS

This report shall not be reproduced, except in full,
without the written consent of Pace Analytical Services, LLC.

Pace Analytical Services, LLC
9800 Kincey Ave. Suite 100
Huntersville, NC 28078
(704)875-9092

ANALYTICAL RESULTS

Project: PROJ 002116
Pace Project No.: 92587343

Sample: 22040-SW-7 **Lab ID: 92587343006** Collected: 02/09/22 15:10 Received: 02/09/22 16:20 Matrix: Water

Parameters	Results	Units	Report Limit	DF	Prepared	Analyzed	CAS No.	Qual
Gasoline Range Organics	Analytical Method: EPA 5030B/8015C Pace Analytical Services - Charlotte							
Gas Range Organics (C6-C10)	ND	mg/L	0.080	1		02/10/22 23:29		
Surrogates								
4-Bromofluorobenzene (S)	81	%	70-130	1		02/10/22 23:29	460-00-4	
8260D MSV Low Level	Analytical Method: EPA 8260D Pace Analytical Services - Charlotte							
Benzene	ND	ug/L	1.0	1		02/10/22 15:56	71-43-2	
Ethylbenzene	ND	ug/L	1.0	1		02/10/22 15:56	100-41-4	
Toluene	ND	ug/L	1.0	1		02/10/22 15:56	108-88-3	
Xylene (Total)	ND	ug/L	1.0	1		02/10/22 15:56	1330-20-7	
m&p-Xylene	ND	ug/L	2.0	1		02/10/22 15:56	179601-23-1	
o-Xylene	ND	ug/L	1.0	1		02/10/22 15:56	95-47-6	
Surrogates								
4-Bromofluorobenzene (S)	96	%	70-130	1		02/10/22 15:56	460-00-4	
1,2-Dichloroethane-d4 (S)	75	%	70-130	1		02/10/22 15:56	17060-07-0	
Toluene-d8 (S)	106	%	70-130	1		02/10/22 15:56	2037-26-5	

REPORT OF LABORATORY ANALYSIS

This report shall not be reproduced, except in full,
without the written consent of Pace Analytical Services, LLC.

Pace Analytical Services, LLC
9800 Kincey Ave. Suite 100
Huntersville, NC 28078
(704)875-9092

ANALYTICAL RESULTS

Project: PROJ 002116
Pace Project No.: 92587343

Sample: 22040-SW-DUP **Lab ID: 92587343007** Collected: 02/09/22 12:00 Received: 02/09/22 16:20 Matrix: Water

Parameters	Results	Units	Report Limit	DF	Prepared	Analyzed	CAS No.	Qual
Gasoline Range Organics	Analytical Method: EPA 5030B/8015C Pace Analytical Services - Charlotte							
Gas Range Organics (C6-C10)	ND	mg/L	0.080	1		02/10/22 23:57		
Surrogates								
4-Bromofluorobenzene (S)	86	%	70-130	1		02/10/22 23:57	460-00-4	
8260D MSV Low Level	Analytical Method: EPA 8260D Pace Analytical Services - Charlotte							
Benzene	ND	ug/L	1.0	1		02/10/22 16:14	71-43-2	
Ethylbenzene	ND	ug/L	1.0	1		02/10/22 16:14	100-41-4	
Toluene	ND	ug/L	1.0	1		02/10/22 16:14	108-88-3	
Xylene (Total)	ND	ug/L	1.0	1		02/10/22 16:14	1330-20-7	
m&p-Xylene	ND	ug/L	2.0	1		02/10/22 16:14	179601-23-1	
o-Xylene	ND	ug/L	1.0	1		02/10/22 16:14	95-47-6	
Surrogates								
4-Bromofluorobenzene (S)	97	%	70-130	1		02/10/22 16:14	460-00-4	
1,2-Dichloroethane-d4 (S)	73	%	70-130	1		02/10/22 16:14	17060-07-0	
Toluene-d8 (S)	105	%	70-130	1		02/10/22 16:14	2037-26-5	

REPORT OF LABORATORY ANALYSIS

This report shall not be reproduced, except in full,
without the written consent of Pace Analytical Services, LLC.

Pace Analytical Services, LLC
9800 Kincey Ave. Suite 100
Huntersville, NC 28078
(704)875-9092

ANALYTICAL RESULTS

Project: PROJ 002116
Pace Project No.: 92587343

Sample: 22040-TRIP BLANK **Lab ID: 92587343008** Collected: 02/09/22 00:00 Received: 02/09/22 16:20 Matrix: Water

Parameters	Results	Units	Report Limit	DF	Prepared	Analyzed	CAS No.	Qual
8260D MSV Low Level	Analytical Method: EPA 8260D Pace Analytical Services - Charlotte							
Benzene	ND	ug/L	1.0	1		02/10/22 14:07	71-43-2	
Ethylbenzene	ND	ug/L	1.0	1		02/10/22 14:07	100-41-4	
Toluene	ND	ug/L	1.0	1		02/10/22 14:07	108-88-3	
Xylene (Total)	ND	ug/L	1.0	1		02/10/22 14:07	1330-20-7	
m&p-Xylene	ND	ug/L	2.0	1		02/10/22 14:07	179601-23-1	
o-Xylene	ND	ug/L	1.0	1		02/10/22 14:07	95-47-6	
Surrogates								
4-Bromofluorobenzene (S)	96	%	70-130	1		02/10/22 14:07	460-00-4	
1,2-Dichloroethane-d4 (S)	73	%	70-130	1		02/10/22 14:07	17060-07-0	
Toluene-d8 (S)	106	%	70-130	1		02/10/22 14:07	2037-26-5	

REPORT OF LABORATORY ANALYSIS

This report shall not be reproduced, except in full,
without the written consent of Pace Analytical Services, LLC.

Pace Analytical Services, LLC
9800 Kincey Ave. Suite 100
Huntersville, NC 28078
(704)875-9092

QUALITY CONTROL DATA

Project: PROJ 002116
Pace Project No.: 92587343

QC Batch: 677455 Analysis Method: EPA 5030B/8015C
QC Batch Method: EPA 5030B/8015C Analysis Description: Gasoline Range Organics
Laboratory: Pace Analytical Services - Charlotte
Associated Lab Samples: 92587343001, 92587343002, 92587343003, 92587343004, 92587343005, 92587343006, 92587343007

METHOD BLANK: 3545586 Matrix: Water
Associated Lab Samples: 92587343001, 92587343002, 92587343003, 92587343004, 92587343005, 92587343006, 92587343007

Parameter	Units	Blank Result	Reporting Limit	Analyzed	Qualifiers
Gas Range Organics (C6-C10)	mg/L	ND	0.080	02/10/22 17:23	
4-Bromofluorobenzene (S)	%	87	70-130	02/10/22 17:23	

LABORATORY CONTROL SAMPLE: 3545587

Parameter	Units	Spike Conc.	LCS Result	LCS % Rec	% Rec Limits	Qualifiers
Gas Range Organics (C6-C10)	mg/L	1	0.95	95	70-130	
4-Bromofluorobenzene (S)	%			85	70-130	

MATRIX SPIKE SAMPLE: 3545589

Parameter	Units	92587345002 Result	Spike Conc.	MS Result	MS % Rec	% Rec Limits	Qualifiers
Gas Range Organics (C6-C10)	mg/L	ND	1	0.97	97	68-145	
4-Bromofluorobenzene (S)	%				89	70-130	

SAMPLE DUPLICATE: 3545588

Parameter	Units	92587345001 Result	Dup Result	RPD	Qualifiers
Gas Range Organics (C6-C10)	mg/L	ND	ND		
4-Bromofluorobenzene (S)	%	83	86		

Results presented on this page are in the units indicated by the "Units" column except where an alternate unit is presented to the right of the result.

REPORT OF LABORATORY ANALYSIS

This report shall not be reproduced, except in full,
without the written consent of Pace Analytical Services, LLC.

Pace Analytical Services, LLC
9800 Kincey Ave. Suite 100
Huntersville, NC 28078
(704)875-9092

QUALITY CONTROL DATA

Project: PROJ 002116
Pace Project No.: 92587343

QC Batch: 677362
QC Batch Method: EPA 8260D
Analysis Method: EPA 8260D
Analysis Description: 8260D MSV Low Level
Laboratory: Pace Analytical Services - Charlotte
Associated Lab Samples: 92587343001, 92587343002, 92587343003, 92587343004, 92587343005, 92587343006, 92587343007, 92587343008

METHOD BLANK: 3545096 Matrix: Water
Associated Lab Samples: 92587343001, 92587343002, 92587343003, 92587343004, 92587343005, 92587343006, 92587343007, 92587343008

Parameter	Units	Blank Result	Reporting Limit	Analyzed	Qualifiers
Benzene	ug/L	ND	1.0	02/10/22 10:30	
Ethylbenzene	ug/L	ND	1.0	02/10/22 10:30	
m&p-Xylene	ug/L	ND	2.0	02/10/22 10:30	
o-Xylene	ug/L	ND	1.0	02/10/22 10:30	
Toluene	ug/L	ND	1.0	02/10/22 10:30	
Xylene (Total)	ug/L	ND	1.0	02/10/22 10:30	
1,2-Dichloroethane-d4 (S)	%	74	70-130	02/10/22 10:30	
4-Bromofluorobenzene (S)	%	95	70-130	02/10/22 10:30	
Toluene-d8 (S)	%	103	70-130	02/10/22 10:30	

LABORATORY CONTROL SAMPLE: 3545097

Parameter	Units	Spike Conc.	LCS Result	LCS % Rec	% Rec Limits	Qualifiers
Benzene	ug/L	50	45.4	91	70-130	
Ethylbenzene	ug/L	50	45.8	92	70-130	
m&p-Xylene	ug/L	100	90.4	90	70-130	
o-Xylene	ug/L	50	46.6	93	70-130	
Toluene	ug/L	50	42.3	85	70-130	
Xylene (Total)	ug/L	150	137	91	70-130	
1,2-Dichloroethane-d4 (S)	%			83	70-130	
4-Bromofluorobenzene (S)	%			97	70-130	
Toluene-d8 (S)	%			93	70-130	

MATRIX SPIKE SAMPLE: 3545099

Parameter	Units	92587345002 Result	Spike Conc.	MS Result	MS % Rec	% Rec Limits	Qualifiers
Benzene	ug/L	ND	20	21.3	107	67-150	
Ethylbenzene	ug/L	ND	20	20.7	104	68-143	
m&p-Xylene	ug/L	ND	40	40.9	102	53-157	
o-Xylene	ug/L	ND	20	20.8	104	68-143	
Toluene	ug/L	ND	20	20.2	101	47-157	
Xylene (Total)	ug/L	ND	60	61.7	103	66-145	
1,2-Dichloroethane-d4 (S)	%				82	70-130	
4-Bromofluorobenzene (S)	%				96	70-130	
Toluene-d8 (S)	%				97	70-130	

Results presented on this page are in the units indicated by the "Units" column except where an alternate unit is presented to the right of the result.

REPORT OF LABORATORY ANALYSIS

This report shall not be reproduced, except in full,
without the written consent of Pace Analytical Services, LLC.

Pace Analytical Services, LLC
9800 Kincey Ave. Suite 100
Huntersville, NC 28078
(704)875-9092

QUALITY CONTROL DATA

Project: PROJ 002116
Pace Project No.: 92587343

SAMPLE DUPLICATE: 3545098

Parameter	Units	92587345001 Result	Dup Result	RPD	Qualifiers
Benzene	ug/L	ND	ND		
Ethylbenzene	ug/L	ND	ND		
m&p-Xylene	ug/L	ND	ND		
o-Xylene	ug/L	ND	ND		
Toluene	ug/L	ND	ND		
Xylene (Total)	ug/L	ND	ND		
1,2-Dichloroethane-d4 (S)	%	76	77		
4-Bromofluorobenzene (S)	%	98	98		
Toluene-d8 (S)	%	104	105		

Results presented on this page are in the units indicated by the "Units" column except where an alternate unit is presented to the right of the result.

REPORT OF LABORATORY ANALYSIS

This report shall not be reproduced, except in full,
without the written consent of Pace Analytical Services, LLC.

Pace Analytical Services, LLC
9800 Kincey Ave. Suite 100
Huntersville, NC 28078
(704)875-9092

QUALIFIERS

Project: PROJ 002116
Pace Project No.: 92587343

DEFINITIONS

DF - Dilution Factor, if reported, represents the factor applied to the reported data due to dilution of the sample aliquot.

ND - Not Detected at or above adjusted reporting limit.

TNTC - Too Numerous To Count

J - Estimated concentration above the adjusted method detection limit and below the adjusted reporting limit.

MDL - Adjusted Method Detection Limit.

PQL - Practical Quantitation Limit.

RL - Reporting Limit - The lowest concentration value that meets project requirements for quantitative data with known precision and bias for a specific analyte in a specific matrix.

S - Surrogate

1,2-Diphenylhydrazine decomposes to and cannot be separated from Azobenzene using Method 8270. The result for each analyte is a combined concentration.

Consistent with EPA guidelines, unrounded data are displayed and have been used to calculate % recovery and RPD values.

LCS(D) - Laboratory Control Sample (Duplicate)

MS(D) - Matrix Spike (Duplicate)

DUP - Sample Duplicate

RPD - Relative Percent Difference

NC - Not Calculable.

SG - Silica Gel - Clean-Up

U - Indicates the compound was analyzed for, but not detected.

Acid preservation may not be appropriate for 2 Chloroethylvinyl ether.

A separate vial preserved to a pH of 4-5 is recommended in SW846 Chapter 4 for the analysis of Acrolein and Acrylonitrile by EPA Method 8260.

N-Nitrosodiphenylamine decomposes and cannot be separated from Diphenylamine using Method 8270. The result reported for each analyte is a combined concentration.

Reported results are not rounded until the final step prior to reporting. Therefore, calculated parameters that are typically reported as "Total" may vary slightly from the sum of the reported component parameters.

Pace Analytical is TNI accredited. Contact your Pace PM for the current list of accredited analytes.

TNI - The NELAC Institute.

This report shall not be reproduced, except in full,
without the written consent of Pace Analytical Services, LLC.

Pace Analytical Services, LLC
9800 Kincey Ave. Suite 100
Huntersville, NC 28078
(704)875-9092

QUALITY CONTROL DATA CROSS REFERENCE TABLE

Project: PROJ 002116
Pace Project No.: 92587343

Lab ID	Sample ID	QC Batch Method	QC Batch	Analytical Method	Analytical Batch
92587343001	**22040-SW-1**	EPA 5030B/8015C	677455		
92587343002	**22040-SW-2**	EPA 5030B/8015C	677455		
92587343003	**22040-SW-3**	EPA 5030B/8015C	677455		
92587343004	**22040-SW-4**	EPA 5030B/8015C	677455		
92587343005	**22040-SW-5**	EPA 5030B/8015C	677455		
92587343006	**22040-SW-7**	EPA 5030B/8015C	677455		
92587343007	**22040-SW-DUP**	EPA 5030B/8015C	677455		
92587343001	**22040-SW-1**	EPA 8260D	677362		
92587343002	**22040-SW-2**	EPA 8260D	677362		
92587343003	**22040-SW-3**	EPA 8260D	677362		
92587343004	**22040-SW-4**	EPA 8260D	677362		
92587343005	**22040-SW-5**	EPA 8260D	677362		
92587343006	**22040-SW-7**	EPA 8260D	677362		
92587343007	**22040-SW-DUP**	EPA 8260D	677362		
92587343008	**22040-TRIP BLANK**	EPA 8260D	677362		

This report shall not be reproduced, except in full,
without the written consent of Pace Analytical Services, LLC.

Pace Analytical

CHAIN-OF-CUSTODY Analytical Request Document

Chain-of-Custody is a LEGAL DOCUMENT - Complete all relevent fields

LAB USE ONLY- Affix Workorder/Login Label Here or List Pace Workorder Number or MTJL Log-in Number Here

ALL SHADED AR

WO# : 92587343

92587343

Container Preservative Type **

** Preservative Types: (1) nitric acid, (2) sulfuric acid, (
(6) methanol, (7) sodium bisulfate, (8) sodium thiosulfa
(C) ammonium hydroxide, (D) TSP, (U) Unpreserved, (O,

Company: Montrose - EPS	Billing Information: 400 Northridge Rd. Suite 400 Sandy Springs, GA 30350
Address:	
Report To: Clee@montrose-env.com	Email To: Jnicollette@montrose-env.com
Copy To: CCates@montrose-env.com	Site Collection Info/Address:
Customer Project Name/Number: Proj-002116	State: NC / County/City: Huntersville Time Zone Collected: [ ] PT [ ] MT [ ] CT [✓] ET
Phone: Email:	Site/Facility ID #: Compliance Monitoring? [ ] Yes [ ] No
Collected By (print): Cole Cates	Purchase Order #: Quote #: DW PWS ID #: DW Location Code:
Collected By (signature): Cole Cates	Turnaround Date Required: Immediately Packed on Ice: [✓] Yes [ ] No
Sample Disposal: [ ] Dispose as appropriate [ ] Return [ ] Archive: ____ [ ] Hold: ____	Rush: [ ] Same Day [ ] Next Day [ ] 2 Day [ ] 3 Day [ ] 4 Day [✓] 5 Day (Expedite Charges Apply) Field Filtered (if applicable): [ ] Yes [ ] No Analysis: ____

* Matrix Codes (Insert in Matrix box below): Drinking Water (DW), Ground Water (GW), Wastewater (WW), Product (P), Soil/Solid (SL), Oil (OL), Wipe (WP), Air (AR), Tissue (TS), Bioassay (B), Vapor (V), Other (OT)

Analyses

Customer Sample ID	Matrix *	Comp / Grab	Collected (or Composite Start) Date	Time	Composite End Date	Time	Res Cl	# of Ctns	BTEX	TPH - GRO	Lab Sample # / Comments
22040-SW-1	SW	G	2/9/22	1420				6	X	X	92587343
22040-SW-2				1400				6	X	X	W1
22040-SW-3				1350				6	X	X	W2
22040-SW-4				1430				6	X	X	003
22040-SW-5				~~1200~~ 1450				6	X	X	W4
22040-SW-7				1510				6	X	X	W5
22040-SW-DUP				1200				6	X	X	006
22040-Trip Blank	W	LAB		LAB				2	X	X	W7
											W8
											W9

Lab Profile/Line:

Lab Sample Receipt Checklist:

Custody Seals Present/Intact	Y N NA
Custody Signatures Present	Y N NA
Collector Signature Present	Y N NA
Bottles Intact	Y N NA
Correct Bottles	Y N NA
Sufficient Volume	Y N NA
Samples Received on Ice	Y N NA
VOA - Headspace Acceptable	Y N NA
USDA Regulated Soils	Y N NA
Samples in Holding Time	Y N NA
Residual Chlorine Present	Y N NA
Cl Strips: ____	
Sample pH Acceptable	Y N NA
pH Strips: ____	
Sulfide Present	Y N NA
Lead Acetate Strips: ____	

LAB USE ONLY:
Lab Sample # / Comments:

Customer Remarks / Special Conditions / Possible Hazards:
SW=Surface Water
W=Water
G=Grab

Type of Ice Used: Wet Blue Dry None

Packing Material Used: BB

Radchem sample(s) screened (<500 cpm): Y N NA

SHORT HOLDS PRESENT (<72 hours): Y N N/A

Lab Tracking #: 2683189

Samples received via: FEDEX UPS Client Courier Pace Courier

Lab Sample Temperature Info:
Temp Blank Received: Y N NA
Therm ID#: 92T064
Cooler 1 Temp Upon Receipt: 4.6 oC
Cooler 1 Therm Corr. Factor: 0 oC
Cooler 1 Corrected Temp: 4.6 oC
Comments:

Relinquished by/Company: (Signature)	Date/Time:	Received by/Company: (Signature)	Date/Time:
Cole Cates	2/9/22/1620	JB Pace MVL	2/9/22 1620
Relinquished by/Company: (Signature)	Date/Time:	Received by/Company: (Signature)	Date/Time:
Relinquished by/Company: (Signature)	Date/Time:	Received by/Company: (Signature)	Date/Time:

MTJL LAB USE ONLY
Table #:
Acctnum:
Template:
Prelogin:
PM:
PB:

Trip Blank Received: Y N NA
HCL MeOH TSP Other

Non Conformance(s): YES / NO

Page: 1 of: 1

***Check mark top half of box if pH and/or dechlorination is verified and within the acceptance range for preservation samples.**

Exceptions: VOA, Coliform, TOC, Oil and Grease, DRO/8015 (water) DOC, LLHg

****Bottom half of box is to list number of bottles**

Project

WO#: 92587343

PM: BV Due Date: 02/16/22

CLIENT: 92-MontEnvGr

Item#	BP4U-125 mL Plastic Unpreserved (N/A) (Cl-)	BP3U-250 mL Plastic Unpreserved (N/A)	BP2U-500 mL Plastic Unpreserved (N/A)	BP1U-1 liter Plastic Unpreserved (N/A)	BP4S-125 mL Plastic H2SO4 (pH < 2) (Cl-)	BP3N-250 mL plastic HNO3 (pH < 2)	BP4Z-125 mL Plastic ZN Acetate & NaOH (>9)	BP4B-125 mL Plastic NaOH (pH > 12) (Cl-)	WGFU-Wide-mouthed Glass jar Unpreserved	AG1U-1 liter Amber Unpreserved (N/A) (Cl-)	AG1H-1 liter Amber HCl (pH < 2)	AG3U-250 mL Amber Unpreserved (N/A) (Cl-)	AG1S-1 liter Amber H2SO4 (pH < 2)	AG3S-250 mL Amber H2SO4 (pH < 2)	AG3A(DG3A)-250 mL Amber NH4Cl (N/A)(Cl-)	DG9H-40 mL VOA HCl (N/A)	VG9T-40 mL VOA Na2S2O3 (N/A)	VG9U-40 mL VOA Unpreserved (N/A)	DG9P-40 mL VOA H3PO4 (N/A)	VOAK (3 vials per kit)-5035 kit (N/A)	V/GK (3 vials per kit)-VPH/Gas kit (N/A)	SP5T-125 mL Sterile Plastic (N/A – lab)	SP2T-250 mL Sterile Plastic (N/A – lab)		BP3A-250 mL Plastic (NH2)2SO4 (9.3-9.7)	AG0U-100 mL Amber Unpreserved vials (N/A)	VSGU-20 mL Scintillation vials (N/A)	DG9U-40 mL Amber Unpreserved vials (N/A)
1																6													
2																6													
3																6													
4																6													
5																6													
6																6													
7																6													
8																2													
9																													
10																													
11																													
12																													

pH Adjustment Log for Preserved Samples

Sample ID	Type of Preservative	pH upon receipt	Date preservation adjusted	Time preservation adjusted	Amount of Preservative added	Lot #

Note: Whenever there is a discrepancy affecting North Carolina compliance samples, a copy of this form will be sent to the North Carolina DEHNR Certification Office (i.e. Out of hold, incorrect preservative, out of temp, incorrect containers.

Pace Analytical Services, LLC
9800 Kincey Ave. Suite 100
Huntersville, NC 28078
(704)875-9092

February 11, 2022

Alex Testoff
Montrose Environmental Group, Inc.
400 Northridge Rd.
Suite 400
Atlanta, GA 30350

RE: Project: PROJ-002116
Pace Project No.: 92587345

Dear Alex Testoff:

Enclosed are the analytical results for sample(s) received by the laboratory on February 09, 2022. The results relate only to the samples included in this report. Results reported herein conform to the applicable TNI/NELAC Standards and the laboratory's Quality Manual, where applicable, unless otherwise noted in the body of the report.

The test results provided in this final report were generated by each of the following laboratories within the Pace Network:

- Pace Analytical Services - Charlotte

If you have any questions concerning this report, please feel free to contact me.

Sincerely,

Bonnie Vang
bonnie.vang@pacelabs.com
(704)875-9092
Project Manager

Enclosures

cc: Cole Cates, Environmental Planning Specialists, Inc.
J Culbreath, Colonial Pipeline Company
Robert Hughes, Colonial Pipeline Company
Cam Lee, Montrose Environmental Group
Jamie Moran, APEX Companies, LLC
Jeff Morrison, Colonial Pipeline Company
Nicholas Nelson, Montrose Environmental Group, Inc.
Andrew Street, Apex Companies - NC
JM Wyatt, Colonial Pipeline Company

This report shall not be reproduced, except in full,
without the written consent of Pace Analytical Services, LLC.

Pace Analytical Services, LLC
9800 Kincey Ave. Suite 100
Huntersville, NC 28078
(704)875-9092

CERTIFICATIONS

Project: PROJ-002116
Pace Project No.: 92587345

Pace Analytical Services Charlotte

South Carolina Laboratory ID: 99006
9800 Kincey Ave. Ste 100, Huntersville, NC 28078
North Carolina Drinking Water Certification #: 37706
North Carolina Field Services Certification #: 5342
North Carolina Wastewater Certification #: 12
South Carolina Laboratory ID: 99006
South Carolina Certification #: 99006001
South Carolina Drinking Water Cert. #: 99006003
Florida/NELAP Certification #: E87627
Kentucky UST Certification #: 84
Louisiana DoH Drinking Water #: LA029
Virginia/VELAP Certification #: 460221

This report shall not be reproduced, except in full,
without the written consent of Pace Analytical Services, LLC.

Pace Analytical Services, LLC
9800 Kincey Ave. Suite 100
Huntersville, NC 28078
(704)875-9092

SAMPLE ANALYTE COUNT

Project: PROJ-002116
Pace Project No.: 92587345

Lab ID	Sample ID	Method	Analysts	Analytes Reported	Laboratory
92587345001	**22040-SW-SEEP**	EPA 5030B/8015C	MAD	2	PASI-C
		EPA 8260D	SAS	9	PASI-C
92587345002	**22040-SW-CONFLUENCE**	EPA 5030B/8015C	MAD	2	PASI-C
		EPA 8260D	SAS	9	PASI-C
92587345003	**22040-SW-SEEP 2**	EPA 5030B/8015C	MAD	2	PASI-C
		EPA 8260D	SAS	9	PASI-C
92587345004	**22040-SW-CONFLUENCE 2**	EPA 5030B/8015C	MAD	2	PASI-C
		EPA 8260D	SAS	9	PASI-C
92587345005	**22040-SW-G**	EPA 5030B/8015C	MAD	2	PASI-C
		EPA 8260D	SAS	9	PASI-C

PASI-C = Pace Analytical Services - Charlotte

This report shall not be reproduced, except in full,
without the written consent of Pace Analytical Services, LLC.

Pace Analytical Services, LLC
9800 Kincey Ave. Suite 100
Huntersville, NC 28078
(704)875-9092

ANALYTICAL RESULTS

Project: PROJ-002116
Pace Project No.: 92587345

Sample: 22040-SW-SEEP **Lab ID: 92587345001** Collected: 02/09/22 12:50 Received: 02/09/22 16:20 Matrix: Water

Parameters	Results	Units	Report Limit	DF	Prepared	Analyzed	CAS No.	Qual
Gasoline Range Organics	Analytical Method: EPA 5030B/8015C Pace Analytical Services - Charlotte							
Gas Range Organics (C6-C10)	ND	mg/L	0.080	1		02/10/22 18:19		
Surrogates								
4-Bromofluorobenzene (S)	83	%	70-130	1		02/10/22 18:19	460-00-4	
8260D MSV Low Level	Analytical Method: EPA 8260D Pace Analytical Services - Charlotte							
Benzene	ND	ug/L	1.0	1		02/10/22 11:24	71-43-2	
Ethylbenzene	ND	ug/L	1.0	1		02/10/22 11:24	100-41-4	
Toluene	ND	ug/L	1.0	1		02/10/22 11:24	108-88-3	
Xylene (Total)	ND	ug/L	1.0	1		02/10/22 11:24	1330-20-7	
m&p-Xylene	ND	ug/L	2.0	1		02/10/22 11:24	179601-23-1	
o-Xylene	ND	ug/L	1.0	1		02/10/22 11:24	95-47-6	
Surrogates								
4-Bromofluorobenzene (S)	98	%	70-130	1		02/10/22 11:24	460-00-4	
1,2-Dichloroethane-d4 (S)	76	%	70-130	1		02/10/22 11:24	17060-07-0	
Toluene-d8 (S)	104	%	70-130	1		02/10/22 11:24	2037-26-5	

REPORT OF LABORATORY ANALYSIS

This report shall not be reproduced, except in full,
without the written consent of Pace Analytical Services, LLC.

Pace Analytical Services, LLC
9800 Kincey Ave. Suite 100
Huntersville, NC 28078
(704)875-9092

ANALYTICAL RESULTS

Project: PROJ-002116
Pace Project No.: 92587345

Sample: 22040-SW-CONFLUENCE **Lab ID: 92587345002** Collected: 02/09/22 12:55 Received: 02/09/22 16:20 Matrix: Water

Parameters	Results	Units	Report Limit	DF	Prepared	Analyzed	CAS No.	Qual
Gasoline Range Organics	Analytical Method: EPA 5030B/8015C Pace Analytical Services - Charlotte							
Gas Range Organics (C6-C10)	ND	mg/L	0.080	1		02/10/22 19:15		
Surrogates								
4-Bromofluorobenzene (S)	81	%	70-130	1		02/10/22 19:15	460-00-4	
8260D MSV Low Level	Analytical Method: EPA 8260D Pace Analytical Services - Charlotte							
Benzene	ND	ug/L	1.0	1		02/10/22 11:42	71-43-2	
Ethylbenzene	ND	ug/L	1.0	1		02/10/22 11:42	100-41-4	
Toluene	ND	ug/L	1.0	1		02/10/22 11:42	108-88-3	
Xylene (Total)	ND	ug/L	1.0	1		02/10/22 11:42	1330-20-7	
m&p-Xylene	ND	ug/L	2.0	1		02/10/22 11:42	179601-23-1	
o-Xylene	ND	ug/L	1.0	1		02/10/22 11:42	95-47-6	
Surrogates								
4-Bromofluorobenzene (S)	97	%	70-130	1		02/10/22 11:42	460-00-4	
1,2-Dichloroethane-d4 (S)	75	%	70-130	1		02/10/22 11:42	17060-07-0	
Toluene-d8 (S)	103	%	70-130	1		02/10/22 11:42	2037-26-5	

REPORT OF LABORATORY ANALYSIS

This report shall not be reproduced, except in full,
without the written consent of Pace Analytical Services, LLC.

Pace Analytical Services, LLC
9800 Kincey Ave. Suite 100
Huntersville, NC 28078
(704)875-9092

ANALYTICAL RESULTS

Project: PROJ-002116
Pace Project No.: 92587345

Sample: 22040-SW-SEEP 2 **Lab ID: 92587345003** Collected: 02/09/22 13:00 Received: 02/09/22 16:20 Matrix: Water

Parameters	Results	Units	Report Limit	DF	Prepared	Analyzed	CAS No.	Qual
Gasoline Range Organics	Analytical Method: EPA 5030B/8015C Pace Analytical Services - Charlotte							
Gas Range Organics (C6-C10)	ND	mg/L	0.080	1		02/10/22 19:43		
Surrogates								
4-Bromofluorobenzene (S)	82	%	70-130	1		02/10/22 19:43	460-00-4	
8260D MSV Low Level	Analytical Method: EPA 8260D Pace Analytical Services - Charlotte							
Benzene	ND	ug/L	1.0	1		02/10/22 12:00	71-43-2	
Ethylbenzene	ND	ug/L	1.0	1		02/10/22 12:00	100-41-4	
Toluene	ND	ug/L	1.0	1		02/10/22 12:00	108-88-3	
Xylene (Total)	ND	ug/L	1.0	1		02/10/22 12:00	1330-20-7	
m&p-Xylene	ND	ug/L	2.0	1		02/10/22 12:00	179601-23-1	
o-Xylene	ND	ug/L	1.0	1		02/10/22 12:00	95-47-6	
Surrogates								
4-Bromofluorobenzene (S)	97	%	70-130	1		02/10/22 12:00	460-00-4	
1,2-Dichloroethane-d4 (S)	76	%	70-130	1		02/10/22 12:00	17060-07-0	
Toluene-d8 (S)	104	%	70-130	1		02/10/22 12:00	2037-26-5	

REPORT OF LABORATORY ANALYSIS

This report shall not be reproduced, except in full,
without the written consent of Pace Analytical Services, LLC.

Pace Analytical Services, LLC
9800 Kincey Ave. Suite 100
Huntersville, NC 28078
(704)875-9092

ANALYTICAL RESULTS

Project: PROJ-002116
Pace Project No.: 92587345

Sample: 22040-SW-CONFLUENCE 2 **Lab ID: 92587345004** Collected: 02/09/22 13:05 Received: 02/09/22 16:20 Matrix: Water

Parameters	Results	Units	Report Limit	DF	Prepared	Analyzed	CAS No.	Qual
Gasoline Range Organics	Analytical Method: EPA 5030B/8015C Pace Analytical Services - Charlotte							
Gas Range Organics (C6-C10)	ND	mg/L	0.080	1		02/10/22 20:12		
Surrogates								
4-Bromofluorobenzene (S)	82	%	70-130	1		02/10/22 20:12	460-00-4	
8260D MSV Low Level	Analytical Method: EPA 8260D Pace Analytical Services - Charlotte							
Benzene	ND	ug/L	1.0	1		02/10/22 12:18	71-43-2	
Ethylbenzene	ND	ug/L	1.0	1		02/10/22 12:18	100-41-4	
Toluene	ND	ug/L	1.0	1		02/10/22 12:18	108-88-3	
Xylene (Total)	ND	ug/L	1.0	1		02/10/22 12:18	1330-20-7	
m&p-Xylene	ND	ug/L	2.0	1		02/10/22 12:18	179601-23-1	
o-Xylene	ND	ug/L	1.0	1		02/10/22 12:18	95-47-6	
Surrogates								
4-Bromofluorobenzene (S)	97	%	70-130	1		02/10/22 12:18	460-00-4	
1,2-Dichloroethane-d4 (S)	76	%	70-130	1		02/10/22 12:18	17060-07-0	
Toluene-d8 (S)	103	%	70-130	1		02/10/22 12:18	2037-26-5	

REPORT OF LABORATORY ANALYSIS

This report shall not be reproduced, except in full,
without the written consent of Pace Analytical Services, LLC.

Pace Analytical Services, LLC
9800 Kincey Ave. Suite 100
Huntersville, NC 28078
(704)875-9092

ANALYTICAL RESULTS

Project: PROJ-002116
Pace Project No.: 92587345

Sample: 22040-SW-G **Lab ID: 92587345005** Collected: 02/09/22 13:10 Received: 02/09/22 16:20 Matrix: Water

Parameters	Results	Units	Report Limit	DF	Prepared	Analyzed	CAS No.	Qual
Gasoline Range Organics	Analytical Method: EPA 5030B/8015C Pace Analytical Services - Charlotte							
Gas Range Organics (C6-C10)	ND	mg/L	0.080	1		02/10/22 20:40		
Surrogates								
4-Bromofluorobenzene (S)	83	%	70-130	1		02/10/22 20:40	460-00-4	
8260D MSV Low Level	Analytical Method: EPA 8260D Pace Analytical Services - Charlotte							
Benzene	ND	ug/L	1.0	1		02/10/22 12:36	71-43-2	
Ethylbenzene	ND	ug/L	1.0	1		02/10/22 12:36	100-41-4	
Toluene	ND	ug/L	1.0	1		02/10/22 12:36	108-88-3	
Xylene (Total)	ND	ug/L	1.0	1		02/10/22 12:36	1330-20-7	
m&p-Xylene	ND	ug/L	2.0	1		02/10/22 12:36	179601-23-1	
o-Xylene	ND	ug/L	1.0	1		02/10/22 12:36	95-47-6	
Surrogates								
4-Bromofluorobenzene (S)	96	%	70-130	1		02/10/22 12:36	460-00-4	
1,2-Dichloroethane-d4 (S)	75	%	70-130	1		02/10/22 12:36	17060-07-0	
Toluene-d8 (S)	104	%	70-130	1		02/10/22 12:36	2037-26-5	

REPORT OF LABORATORY ANALYSIS

This report shall not be reproduced, except in full,
without the written consent of Pace Analytical Services, LLC.

Pace Analytical Services, LLC
9800 Kincey Ave. Suite 100
Huntersville, NC 28078
(704)875-9092

QUALITY CONTROL DATA

Project: PROJ-002116
Pace Project No.: 92587345

QC Batch: 677455 | Analysis Method: EPA 5030B/8015C
QC Batch Method: EPA 5030B/8015C | Analysis Description: Gasoline Range Organics
Laboratory: Pace Analytical Services - Charlotte
Associated Lab Samples: 92587345001, 92587345002, 92587345003, 92587345004, 92587345005

METHOD BLANK: 3545586 Matrix: Water
Associated Lab Samples: 92587345001, 92587345002, 92587345003, 92587345004, 92587345005

Parameter	Units	Blank Result	Reporting Limit	Analyzed	Qualifiers
Gas Range Organics (C6-C10)	mg/L	ND	0.080	02/10/22 17:23	
4-Bromofluorobenzene (S)	%	87	70-130	02/10/22 17:23	

LABORATORY CONTROL SAMPLE: 3545587

Parameter	Units	Spike Conc.	LCS Result	LCS % Rec	% Rec Limits	Qualifiers
Gas Range Organics (C6-C10)	mg/L	1	0.95	95	70-130	
4-Bromofluorobenzene (S)	%			85	70-130	

MATRIX SPIKE SAMPLE: 3545589

Parameter	Units	92587345002 Result	Spike Conc.	MS Result	MS % Rec	% Rec Limits	Qualifiers
Gas Range Organics (C6-C10)	mg/L	ND	1	0.97	97	68-145	
4-Bromofluorobenzene (S)	%				89	70-130	

SAMPLE DUPLICATE: 3545588

Parameter	Units	92587345001 Result	Dup Result	RPD	Qualifiers
Gas Range Organics (C6-C10)	mg/L	ND	ND		
4-Bromofluorobenzene (S)	%	83	86		

Results presented on this page are in the units indicated by the "Units" column except where an alternate unit is presented to the right of the result.

REPORT OF LABORATORY ANALYSIS

This report shall not be reproduced, except in full,
without the written consent of Pace Analytical Services, LLC.

Pace Analytical Services, LLC
9800 Kincey Ave. Suite 100
Huntersville, NC 28078
(704)875-9092

QUALITY CONTROL DATA

Project: PROJ-002116
Pace Project No.: 92587345

QC Batch: 677362
QC Batch Method: EPA 8260D
Analysis Method: EPA 8260D
Analysis Description: 8260D MSV Low Level
Laboratory: Pace Analytical Services - Charlotte
Associated Lab Samples: 92587345001, 92587345002, 92587345003, 92587345004, 92587345005

METHOD BLANK: 3545096 Matrix: Water
Associated Lab Samples: 92587345001, 92587345002, 92587345003, 92587345004, 92587345005

Parameter	Units	Blank Result	Reporting Limit	Analyzed	Qualifiers
Benzene	ug/L	ND	1.0	02/10/22 10:30	
Ethylbenzene	ug/L	ND	1.0	02/10/22 10:30	
m&p-Xylene	ug/L	ND	2.0	02/10/22 10:30	
o-Xylene	ug/L	ND	1.0	02/10/22 10:30	
Toluene	ug/L	ND	1.0	02/10/22 10:30	
Xylene (Total)	ug/L	ND	1.0	02/10/22 10:30	
1,2-Dichloroethane-d4 (S)	%	74	70-130	02/10/22 10:30	
4-Bromofluorobenzene (S)	%	95	70-130	02/10/22 10:30	
Toluene-d8 (S)	%	103	70-130	02/10/22 10:30	

LABORATORY CONTROL SAMPLE: 3545097

Parameter	Units	Spike Conc.	LCS Result	LCS % Rec	% Rec Limits	Qualifiers
Benzene	ug/L	50	45.4	91	70-130	
Ethylbenzene	ug/L	50	45.8	92	70-130	
m&p-Xylene	ug/L	100	90.4	90	70-130	
o-Xylene	ug/L	50	46.6	93	70-130	
Toluene	ug/L	50	42.3	85	70-130	
Xylene (Total)	ug/L	150	137	91	70-130	
1,2-Dichloroethane-d4 (S)	%			83	70-130	
4-Bromofluorobenzene (S)	%			97	70-130	
Toluene-d8 (S)	%			93	70-130	

MATRIX SPIKE SAMPLE: 3545099

Parameter	Units	92587345002 Result	Spike Conc.	MS Result	MS % Rec	% Rec Limits	Qualifiers
Benzene	ug/L	ND	20	21.3	107	67-150	
Ethylbenzene	ug/L	ND	20	20.7	104	68-143	
m&p-Xylene	ug/L	ND	40	40.9	102	53-157	
o-Xylene	ug/L	ND	20	20.8	104	68-143	
Toluene	ug/L	ND	20	20.2	101	47-157	
Xylene (Total)	ug/L	ND	60	61.7	103	66-145	
1,2-Dichloroethane-d4 (S)	%				82	70-130	
4-Bromofluorobenzene (S)	%				96	70-130	
Toluene-d8 (S)	%				97	70-130	

Results presented on this page are in the units indicated by the "Units" column except where an alternate unit is presented to the right of the result.

REPORT OF LABORATORY ANALYSIS

This report shall not be reproduced, except in full,
without the written consent of Pace Analytical Services, LLC.

Pace Analytical Services, LLC
9800 Kincey Ave. Suite 100
Huntersville, NC 28078
(704)875-9092

QUALITY CONTROL DATA

Project: PROJ-002116
Pace Project No.: 92587345

SAMPLE DUPLICATE: 3545098

Parameter	Units	92587345001 Result	Dup Result	RPD	Qualifiers
Benzene	ug/L	ND	ND		
Ethylbenzene	ug/L	ND	ND		
m&p-Xylene	ug/L	ND	ND		
o-Xylene	ug/L	ND	ND		
Toluene	ug/L	ND	ND		
Xylene (Total)	ug/L	ND	ND		
1,2-Dichloroethane-d4 (S)	%	76	77		
4-Bromofluorobenzene (S)	%	98	98		
Toluene-d8 (S)	%	104	105		

Results presented on this page are in the units indicated by the "Units" column except where an alternate unit is presented to the right of the result.

REPORT OF LABORATORY ANALYSIS

This report shall not be reproduced, except in full,
without the written consent of Pace Analytical Services, LLC.

Pace Analytical Services, LLC
9800 Kincey Ave. Suite 100
Huntersville, NC 28078
(704)875-9092

QUALIFIERS

Project: PROJ-002116
Pace Project No.: 92587345

DEFINITIONS

DF - Dilution Factor, if reported, represents the factor applied to the reported data due to dilution of the sample aliquot.

ND - Not Detected at or above adjusted reporting limit.

TNTC - Too Numerous To Count

J - Estimated concentration above the adjusted method detection limit and below the adjusted reporting limit.

MDL - Adjusted Method Detection Limit.

PQL - Practical Quantitation Limit.

RL - Reporting Limit - The lowest concentration value that meets project requirements for quantitative data with known precision and bias for a specific analyte in a specific matrix.

S - Surrogate

1,2-Diphenylhydrazine decomposes to and cannot be separated from Azobenzene using Method 8270. The result for each analyte is a combined concentration.

Consistent with EPA guidelines, unrounded data are displayed and have been used to calculate % recovery and RPD values.

LCS(D) - Laboratory Control Sample (Duplicate)

MS(D) - Matrix Spike (Duplicate)

DUP - Sample Duplicate

RPD - Relative Percent Difference

NC - Not Calculable.

SG - Silica Gel - Clean-Up

U - Indicates the compound was analyzed for, but not detected.

Acid preservation may not be appropriate for 2 Chloroethylvinyl ether.

A separate vial preserved to a pH of 4-5 is recommended in SW846 Chapter 4 for the analysis of Acrolein and Acrylonitrile by EPA Method 8260.

N-Nitrosodiphenylamine decomposes and cannot be separated from Diphenylamine using Method 8270. The result reported for each analyte is a combined concentration.

Reported results are not rounded until the final step prior to reporting. Therefore, calculated parameters that are typically reported as "Total" may vary slightly from the sum of the reported component parameters.

Pace Analytical is TNI accredited. Contact your Pace PM for the current list of accredited analytes.

TNI - The NELAC Institute.

This report shall not be reproduced, except in full,
without the written consent of Pace Analytical Services, LLC.

Pace Analytical Services, LLC
9800 Kincey Ave. Suite 100
Huntersville, NC 28078
(704)875-9092

QUALITY CONTROL DATA CROSS REFERENCE TABLE

Project: PROJ-002116
Pace Project No.: 92587345

Lab ID	Sample ID	QC Batch Method	QC Batch	Analytical Method	Analytical Batch
92587345001	**22040-SW-SEEP**	EPA 5030B/8015C	677455		
92587345002	**22040-SW-CONFLUENCE**	EPA 5030B/8015C	677455		
92587345003	**22040-SW-SEEP 2**	EPA 5030B/8015C	677455		
92587345004	**22040-SW-CONFLUENCE 2**	EPA 5030B/8015C	677455		
92587345005	**22040-SW-G**	EPA 5030B/8015C	677455		
92587345001	**22040-SW-SEEP**	EPA 8260D	677362		
92587345002	**22040-SW-CONFLUENCE**	EPA 8260D	677362		
92587345003	**22040-SW-SEEP 2**	EPA 8260D	677362		
92587345004	**22040-SW-CONFLUENCE 2**	EPA 8260D	677362		
92587345005	**22040-SW-G**	EPA 8260D	677362		

This report shall not be reproduced, except in full,
without the written consent of Pace Analytical Services, LLC.

CHAIN-OF-CUSTODY Analytical Request Document

cal

Chain-of-Custody is a LEGAL DOCUMENT - Complete all relevent fields

LAB US

WO# : 92587345

92587345

umber o

Contair

-EPS	Billing Information: 400 Northridge Rd Suite 400 Sandy Springs, GA 30350
montrose-env.com	Email To: Jnicolette@montrose-env.com
ntrose-env.com	Site Collection Info/Address:
umber: 6	State: NC / County/City: Huntersville Time Zone Collected: [ ] PT [ ] MT [ ] CT [✓] ET
Site/Facility ID #:	Compliance Monitoring? [ ] Yes [ ] No
Purchase Order #: Quote #:	DW PWS ID #: DW Location Code:
Turnaround Date Required:	Immediately Packed on Ice: [✓] Yes [ ] No
] Return Rush: [✓] Same Day [ ] Next Day [ ] 2 Day [ ] 3 Day [ ] 4 Day [ ] 5 Day (Expedite Charges Apply)	Field Filtered (if applicable): [ ] Yes [ ] No Analysis:

** Preservative Types: (1) nitric acid, (2) sulfuric acid, (3) hydrochloric acid, (4) sodium hydroxide, (5) zinc acetate (6) methanol, (7) sodium bisulfate, (8) sodium thiosulfate, (9) hexane, (A) ascorbic acid, (B) ammonium sulfate, (C) ammonium hydroxide, (D) TSP, (U) Unpreserved, (O) Other

Matrix box below): Drinking Water (DW), Ground Water (GW), Wastewater (WW),), Oil (OL), Wipe (WP), Air (AR), Tissue (TS), Bioassay (B), Vapor (V), Other (OT)

Analyses

Lab Profile/Line:

Lab Sample Receipt Checklist

Custody Seals Present/Intact
Custody Signatures Present
Collector Signature Present
Bottles Intact
Correct Bottles
Sufficient Volume
Samples Received on Ice
VOA - Headspace Acceptable
USDA Regulated Soils
Samples in Holding Time
Residual Chlorine Present
Cl Strips:
Sample pH Acceptable
pH Strips:
Sulfide Present
Lead Acetate Strips:

LAB USE ONLY:
Lab Sample # / Comments:

	Matrix *	Comp / Grab	Collected (or Composite Start) Date	Time	Composite End Date	Time	Res Cl	# of Ctns	BTEX	TPH-GRO	Lab Sample # / Comments
											92587345
p	SW	G	2/9/22	1250				6	4	4	001
ce	SW	G	2/9/22	1255				6	4	4	002
2	SW	G	2/9/22	1300				6	4	4	003
nce 2	SW	G	2/9/22	1305				6	4	4	004
	SW	G	2/9/22	1310				6	4	4	005

al Conditions / Possible Hazards: Water

Type of Ice Used: Wet Blue Dry None

Packing Material Used: BB

Radchem sample(s) screened (<500 cpm): Y N NA

SHORT HOLDS PRESENT (<72 hours): Y N N/A

Lab Tracking #: 2683190

Samples received via: FEDEX UPS Client Courier Pace Courier

Lab Sample Temperature In
Temp Blank Received:
Therm ID#: 012T0
Cooler 1 Temp Upon Re
Cooler 1 Therm Corr. Fa
Cooler 1 Corrected Tem
Comments:

(Signature)	Date/Time:	Received by/Company: (Signature)	Date/Time:
	2/9/22 / 1620	JB Pace HVL	1620 2/9/22
(Signature)	Date/Time:	Received by/Company: (Signature)	Date/Time:
(Signature)	Date/Time:	Received by/Company: (Signature)	Date/Time:

MTJL LAB USE ONLY
Table #:
Acctnum:
Template:
Prelogin:
PM:
PB:

Trip Blank Received: Y
HCL MeOH TSP

Non Conformance(s): YES / NO

***Check mark top half of box if pH and/or dechlorination is verified and within the acceptance range for preservation samples.**

Exceptions: VOA, Coliform, TOC, Oil and Grease, DRO/8015 (water) DOC, LLHg

****Bottom half of box is to list number of bottles**

Project #

WO# : 92587345

PM: BV Due Date: 02/10/22

CLIENT: 92-MontEnvGr

Item#	BP4U-125 mL Plastic Unpreserved (N/A) (Cl-)	BP3U-250 mL Plastic Unpreserved (N/A)	BP2U-500 mL Plastic Unpreserved (N/A)	BP1U-1 liter Plastic Unpreserved (N/A)	BP4S-125 mL Plastic H2SO4 (pH < 2) (Cl-)	BP3N-250 mL plastic HNO3 (pH < 2)	BP4Z-125 mL Plastic ZN Acetate & NaOH (>9)	BP4B-125 mL Plastic NaOH (pH > 12) (Cl-)	WGFU-Wide-mouthed Glass jar Unpreserved	AG1U-1 liter Amber Unpreserved (N/A) (Cl-)	AG1H-1 liter Amber HCl (pH < 2)	AG3U-250 mL Amber Unpreserved (N/A) (Cl-)	AG1S-1 liter Amber H2SO4 (pH < 2)	AG3S-250 mL Amber H2SO4 (pH < 2)	AG3A(DG3A)-250 mL Amber NH4Cl (N/A)(Cl-)	DG9H-40 mL VOA HCl (N/A)	VG9T-40 mL VOA Na2S2O3 (N/A)	VG9U-40 mL VOA Unpreserved (N/A)	DG9P-40 mL VOA H3PO4 (N/A)	VOAK (3 vials per kit)-5035 kit (N/A)	V/GK (3 vials per kit)-VPH/Gas kit (N/A)	SP5T-125 mL Sterile Plastic (N/A – lab)	SP2T-250 mL Sterile Plastic (N/A – lab)		BP3A-250 mL Plastic (NH2)2SO4 (9.3-9.7)	AG0U-100 mL Amber Unpreserved vials (N/A)	VSGU-20 mL Scintillation vials (N/A)	DG9U-40 mL Amber Unpreserved vials (N/A)
1																6													
2																6													
3																6													
4																6													
5																6													
6																													
7																													
8																													
9																													
10																													
11																													
12																													

pH Adjustment Log for Preserved Samples

Sample ID	Type of Preservative	pH upon receipt	Date preservation adjusted	Time preservation adjusted	Amount of Preservative added	Lot #

Note: Whenever there is a discrepancy affecting North Carolina compliance samples, a copy of this form will be sent to the North Carolina DEHNR Certification Office (i.e.

APPENDIX D

SURFACE WATER SAMPLING INFORMATION

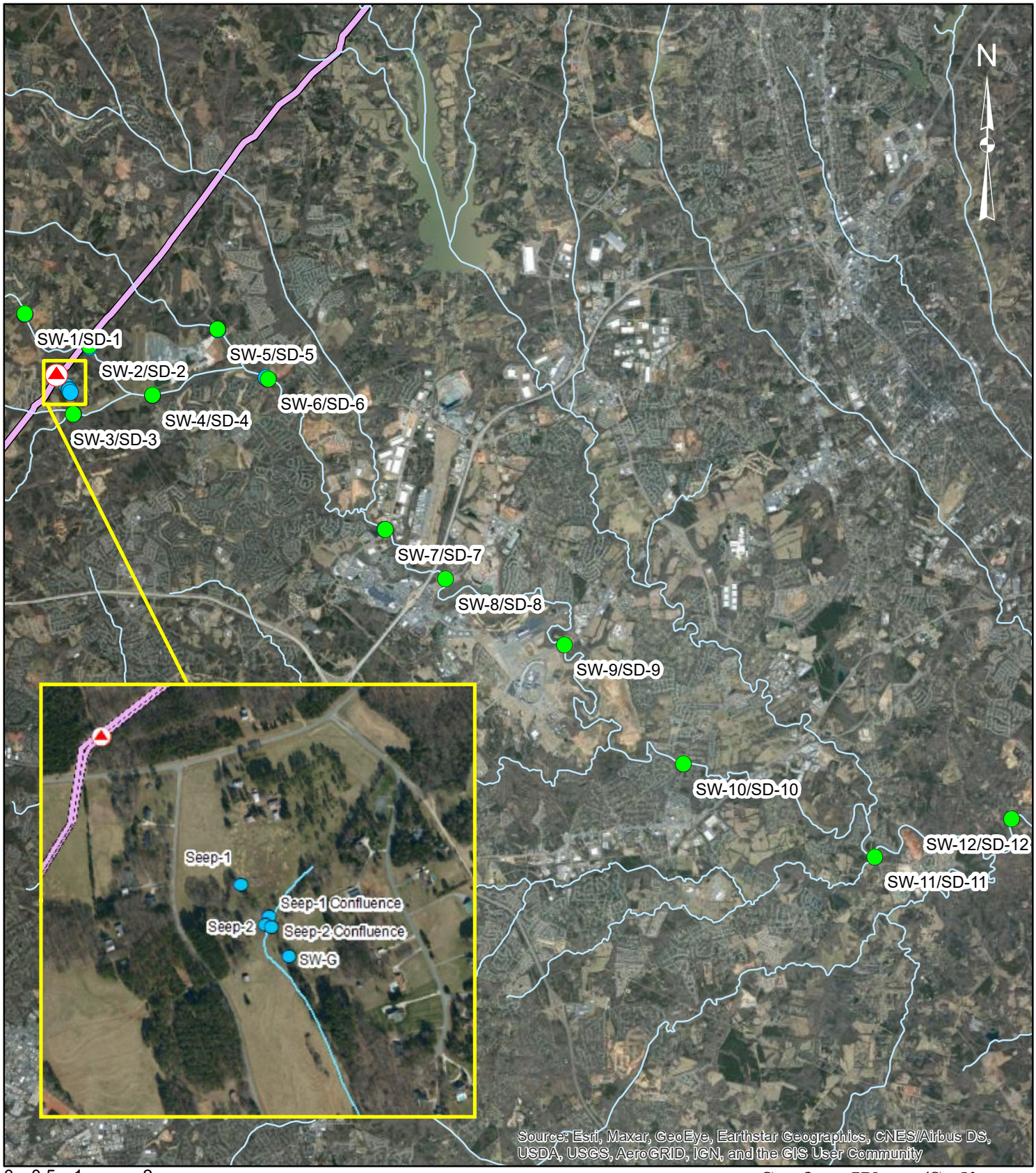

Surface Water/Sediment Sampling Locations

2020-L1-SR2448 Incident
Huntersville, NC

MONTROSE ENVIRONMENTAL

Figure No. 1

Table 1. Surface Water Sampling Results
2020-L1-SR2448 Incident

Location ID	Description	Date	TPH (GRO) (µg/L)	Benzene (µg/L)	Toluene (µg/L)	Ethylbenzene (µg/L)	m,p-Xylene (µg/L)	o-Xylene (µg/L)	Xylenes (µg/L)	Rain Event
	EPA MCL			**5**	**1,000**	**700**	**10,000**	**10,000**	**10,000**	
	EPA Region 4 ESV (acute)			**700**	**560**	**550**	**240**	**240**	**240**	
	15A North Carolina Administrative Code subchapter 02B			**51**	**11**	**97**	**420**	**600**	**670**	
SW-1	North Prong Clark Creek (Up-gradient of the leak site)	8/15/2020	<80	<1	<1	<1	<2	<1	<1	
		8/16/2020	<80	<1	<1	<1	<2	<1	<1	
		8/17/2020	<80	<1	<1	<1	<2	<1	<1	
		8/18/2020	<80	<1	<1	<1	<2	<1	<1	
		8/19/2020	<80	<1	<1	<1	<2	<1	<1	
		8/20/2020	<80	<1	<1	<1	<2	<1	<1	
		8/21/2020	<80	<1	<1	<1	<2	<1	<1	
		8/22/2020	<80	<1	<1	<1	<2	<1	<1	
		8/27/2020	<80	<1	<1	<1	<2	<1	<1	
		9/1/2020	<80	<1	<1	<1	<2	<1	<1	x
		9/2/2020	<80	<1	<1	<1	<2	<1	<1	x
		9/3/2020	<80	<1	<1	<1	<2	<1	<1	x
		9/10/2020	<80	<1	<1	<1	<2	<1	<1	
		9/17/2020	<80	<1	<1	<1	<2	<1	<1	
		9/19/2020	<80	<1	<1	<1	<2	<1	<1	x
		9/24/2020	<80	<1	<1	<1	<2	<1	<1	
		9/26/2020	<80	<1	<1	<1	<2	<1	<1	x
		10/1/2020	<80	<1	<1	<1	<2	<1	<1	
		10/7/2020	<80	<1	<1	<1	<2	<1	<1	
		10/12/2020	<80	<1	<1	<1	<2	<1	<1	x
		10/22/2020	<80	<1	<1	<1	<2	<1	<1	
		10/31/2020	<80	<1	<1	<1	<2	<1	<1	
		11/5/2020	<80	<1	<1	<1	<2	<1	<1	
		11/13/2020	<80	<1	<1	<1	<2	<1	<1	x
		11/19/2020	<80	<1	<1	<1	<2	<1	<1	
		12/1/2020	<80	<1	<1	<1	<2	<1	<1	x
		12/17/2020	<80	<1	<1	<1	<2	<1	<1	x
		12/30/2020	<80	<1	<1	<1	<2	<1	<1	
		1/14/2021	<80	<1	<1	<1	<2	<1	<1	
		1/27/2021	<80	<1	<1	<1	<2	<1	<1	x
		2/12/2021	<80	<1	<1	<1	<2	<1	<1	x
		2/26/2021	<80	<1	<1	<1	<2	<1	<1	
		3/10/2021	<80	<1	<1	<1	<2	<1	<1	
		3/19/2021	<80	<1	<1	<1	<2	<1	<1	x
		3/24/2021	<80	<1	<1	<1	<2	<1	<1	
		3/26/2021	<80	<1	<1	<1	<2	<1	<1	x
		4/7/2021	<80	<1	<1	<1	<2	<1	<1	
		4/21/2021	<80	<1	<1	<1	<2	<1	<1	
		5/5/2021	<80	<1	<1	<1	<2	<1	<1	
		5/20/2021	<80	<1	<1	<1	<2	<1	<1	
		6/3/2021	<80	<1	<1	<1	<2	<1	<1	
		6/9/2021	<80	<1	<1	<1	<2	<1	<1	x
		6/16/2021	<80	<1	<1	<1	<2	<1	<1	
		7/2/2021	<80	<1	<1	<1	<2	<1	<1	
		7/14/2021	<80	<1	<1	<1	<2	<1	<1	
		7/16/2021	<80	<1	<1	<1	<2	<1	<1	x
		7/20/2021	<80	<1	<1	<1	<2	<1	<1	x
		7/28/2021	<80	<1	<1	<1	<2	<1	<1	x
		8/11/2021	<80	<1	<1	<1	<2	<1	<1	
		8/18/2021	<80	<1	<1	<1	<2	<1	<1	x
		8/25/2021	<80	<1	<1	<1	<2	<1	<1	
		9/8/2021	<80	<1	<1	<1	<2	<1	<1	
		9/22/2021	<80	<1	<1	<1	<2	<1	<1	
		10/6/2021	<80	<1	<1	<1	<2	<1	<1	
		10/19/2021	<80	<1	<1	<1	<2	<1	<1	
		11/1/2021	<80	<1	<1	<1	<2	<1	<1	
		11/17/2021	<80	<1	<1	<1	<2	<1	<1	
		12/1/2021	<80	<1	<1	<1	<2	<1	<1	
		12/15/2021	<80	<1	<1	<1	<2	<1	<1	
		12/30/2021	<80	<1	<1	<1	<2	<1	<1	
		1/6/2022	<80	<1	<1	<1	<2	<1	<1	x
		1/12/2022	<80	<1	<1	<1	<2	<1	<1	
		1/19/2022	<80	<1	<1	<1	<2	<1	<1	x
		1/26/2022	<80	<1	<1	<1	<2	<1	<1	
		2/9/2022	<80	<1	<1	<1	<2	<1	<1	

Table 1. Surface Water Sampling Results
2020-L1-SR2448 Incident

Location ID	Description	Date	TPH (GRO) (µg/L)	Benzene (µg/L)	Toluene (µg/L)	Ethylbenzene (µg/L)	m,p-Xylene (µg/L)	o-Xylene (µg/L)	Xylenes (µg/L)	Rain Event
	EPA MCL			**5**	**1,000**	**700**	**10,000**	**10,000**	**10,000**	
	EPA Region 4 ESV (acute)			**700**	**560**	**550**	**240**	**240**	**240**	
	15A North Carolina Administrative Code subchapter 02B			**51**	**11**	**97**	**420**	**600**	**670**	
SW-2	North Prong Clark Creek (Downgradient of leak site)	8/15/2020	<80	<1	<1	<1	<2	<1	<1	
		8/16/2020	<80	<1	<1	<1	<2	<1	<1	
		8/17/2020	<80	<1	<1	<1	<2	<1	<1	
		8/18/2020	<80	<1	<1	<1	<2	<1	<1	
		8/19/2020	<80	<1	<1	<1	<2	<1	<1	
		8/20/2020	<80	<1	<1	<1	<2	<1	<1	
		8/21/2020	<80	<1	<1	<1	<2	<1	<1	
		8/22/2020	<80	<1	<1	<1	<2	<1	<1	
		8/27/2020	<80	<1	<1	<1	<2	<1	<1	
		9/1/2020	<80	<1	<1	<1	<2	<1	<1	x
		9/2/2020	<80	<1	<1	<1	<2	<1	<1	x
		9/3/2020	<80	<1	<1	<1	<2	<1	<1	x
		9/10/2020	<80	<1	<1	<1	<2	<1	<1	
		9/17/2020	<80	<1	<1	<1	<2	<1	<1	
		9/19/2020	<80	<1	<1	<1	<2	<1	<1	x
		9/24/2020	<80	<1	<1	<1	<2	<1	<1	
		9/26/2020	<80	<1	<1	<1	<2	<1	<1	x
		10/1/2020	<80	<1	<1	<1	<2	<1	<1	
		10/7/2020	<80	<1	<1	<1	<2	<1	<1	
		10/12/2020	<80	<1	<1	<1	<2	<1	<1	x
		10/22/2020	<80	<1	<1	<1	<2	<1	<1	
		10/31/2020	<80	<1	<1	<1	<2	<1	<1	
		11/5/2020	<80	<1	<1	<1	<2	<1	<1	
		11/13/2020	<80	<1	<1	<1	<2	<1	<1	x
		11/19/2020	<80	<1	<1	<1	<2	<1	<1	
		12/1/2020	<80	<1	<1	<1	<2	<1	<1	x
		12/17/2020	<80	<1	<1	<1	<2	<1	<1	x
		12/30/2020	<80	<1	<1	<1	<2	<1	<1	
		1/14/2021	<80	<1	<1	<1	<2	<1	<1	
		1/27/2021	<80	<1	<1	<1	<2	<1	<1	x
		2/12/2021	<80	<1	<1	<1	<2	<1	<1	x
		2/26/2021	<80	<1	<1	<1	<2	<1	<1	
		3/10/2021	<80	<1	<1	<1	<2	<1	<1	
		3/19/2021	<80	<1	<1	<1	<2	<1	<1	x
		3/24/2021	<80	<1	<1	<1	<2	<1	<1	
		3/26/2021	<80	<1	<1	<1	<2	<1	<1	x
		4/7/2021	<80	<1	<1	<1	<2	<1	<1	
		4/21/2021	<80	<1	<1	<1	<2	<1	<1	
		5/5/2021	<80	<1	<1	<1	<2	<1	<1	
		5/20/2021	<80	<1	<1	<1	<2	<1	<1	
		6/3/2021	<80	<1	<1	<1	<2	<1	<1	
		6/9/2021	<80	<1	<1	<1	<2	<1	<1	x
		6/16/2021	<80	<1	<1	<1	<2	<1	<1	
		7/2/2021	<80	<1	<1	<1	<2	<1	<1	
		7/14/2021	<80	<1	<1	<1	<2	<1	<1	
		7/16/2021	<80	<1	<1	<1	<2	<1	<1	x
		7/20/2021	<80	<1	<1	<1	<2	<1	<1	x
		7/28/2021	<80	<1	<1	<1	<2	<1	<1	x
		8/11/2021	<80	<1	<1	<1	<2	<1	<1	
		8/18/2021	<80	<1	<1	<1	<2	<1	<1	x
		8/25/2021	<80	<1	<1	<1	<2	<1	<1	
		9/8/2021	<80	<1	<1	<1	<2	<1	<1	
		9/22/2021	<80	<1	<1	<1	<2	<1	<1	
		10/6/2021	<80	<1	<1	<1	<2	<1	<1	
		10/19/2021	<80	<1	<1	<1	<2	<1	<1	
		11/1/2021	<80	<1	<1	<1	<2	<1	<1	
		11/17/2021	<80	<1	<1	<1	<2	<1	<1	
		12/1/2021	<80	<1	<1	<1	<2	<1	<1	
		12/15/2021	<80	<1	<1	<1	<2	<1	<1	
		12/30/2021	<80	<1	<1	<1	<2	<1	<1	
		1/6/2022	<80	<1	<1	<1	<2	<1	<1	x
		1/12/2022	<80	<1	<1	<1	<2	<1	<1	
		1/19/2022	<80	<1	<1	<1	<2	<1	<1	x
		1/26/2022	<80	<1	<1	<1	<2	<1	<1	
		2/9/2022	<80	<1	<1	<1	<2	<1	<1	

Table 1. Surface Water Sampling Results
2020-L1-SR2448 Incident

Location ID	Description	Date	TPH (GRO) (µg/L)	Benzene (µg/L)	Toluene (µg/L)	Ethylbenzene (µg/L)	m,p-Xylene (µg/L)	o-Xylene (µg/L)	Xylenes (µg/L)	Rain Event
	EPA MCL			**5**	**1,000**	**700**	**10,000**	**10,000**	**10,000**	
	EPA Region 4 ESV (acute)			**700**	**560**	**550**	**240**	**240**	**240**	
	15A North Carolina Administrative Code subchapter 02B			**51**	**11**	**97**	**420**	**600**	**670**	
SW-3	**South Prong Clark Creek (Downgradient of the leak site)**	8/15/2020	<80	<1	<1	<1	<2	<1	<1	
		8/16/2020	<80	<1	<1	<1	<2	<1	<1	
		8/17/2020	<80	<1	<1	<1	<2	<1	<1	
		8/18/2020	<80	<1	<1	<1	<2	<1	<1	
		8/19/2020	<80	<1	<1	<1	<2	<1	<1	
		8/20/2020	<80	<1	<1	<1	<2	<1	<1	
		8/21/2020	<80	<1	<1	<1	<2	<1	<1	
		8/22/2020	<80	<1	<1	<1	<2	<1	<1	
		8/27/2020	<80	<1	<1	<1	<2	<1	<1	
		9/1/2020	<80	<1	<1	<1	<2	<1	<1	x
		9/2/2020	<80	<1	<1	<1	<2	<1	<1	x
		9/3/2020	<80	<1	<1	<1	<2	<1	<1	x
		9/10/2020	<80	<1	<1	<1	<2	<1	<1	
		9/17/2020	<80	<1	<1	<1	<2	<1	<1	
		9/19/2020	<80	<1	<1	<1	<2	<1	<1	x
		9/24/2020	<80	<1	<1	<1	<2	<1	<1	
		9/26/2020	<80	<1	<1	<1	<2	<1	<1	x
		10/1/2020	<80	<1	<1	<1	<2	<1	<1	
		10/7/2020	<80	<1	<1	<1	<2	<1	<1	
		10/12/2020	<80	<1	<1	<1	<2	<1	<1	x
		10/22/2020	<80	<1	<1	<1	<2	<1	<1	
		10/31/2020	<80	<1	<1	<1	<2	<1	<1	
		11/5/2020	<80	<1	<1	<1	<2	<1	<1	
		11/13/2020	<80	<1	<1	<1	<2	<1	<1	x
		11/19/2020	<80	<1	<1	<1	<2	<1	<1	
		12/1/2020	<80	<1	<1	<1	<2	<1	<1	x
		12/17/2020	<80	<1	<1	<1	<2	<1	<1	x
		12/30/2020	<80	<1	<1	<1	<2	<1	<1	
		1/14/2021	<80	<1	<1	<1	<2	<1	<1	
		1/27/2021	<80	<1	<1	<1	<2	<1	<1	x
		2/12/2021	<80	<1	<1	<1	<2	<1	<1	x
		2/26/2021	<80	<1	<1	<1	<2	<1	<1	
		3/10/2021	<80	<1	<1	<1	<2	<1	<1	
		3/19/2021	<80	<1	<1	<1	<2	<1	<1	x
		3/24/2021	<80	<1	<1	<1	<2	<1	<1	
		3/26/2021	<80	<1	<1	<1	<2	<1	<1	x
		4/7/2021	<80	<1	<1	<1	<2	<1	<1	
		4/21/2021	<80	<1	<1	<1	<2	<1	<1	
		5/5/2021	<80	<1	<1	<1	<2	<1	<1	
		5/20/2021	<80	<1	<1	<1	<2	<1	<1	
		6/3/2021	<80	<1	<1	<1	<2	<1	<1	
		6/9/2021	<80	<1	<1	<1	<2	<1	<1	x
		6/16/2021	<80	<1	<1	<1	<2	<1	<1	
		7/2/2021	<80	<1	<1	<1	<2	<1	<1	
		7/14/2021	<80	<1	<1	<1	<2	<1	<1	
		7/16/2021	<80	<1	<1	<1	<2	<1	<1	x
		7/20/2021	<80	<1	<1	<1	<2	<1	<1	x
		7/28/2021	<80	<1	<1	<1	<2	<1	<1	x
		8/11/2021	<80	<1	<1	<1	<2	<1	<1	
		8/18/2021	<80	<1	<1	<1	<2	<1	<1	x
		8/25/2021	<80	<1	<1	<1	<2	<1	<1	
		9/8/2021	<80	<1	<1	<1	<2	<1	<1	
		9/22/2021	<80	<1	<1	<1	<2	<1	<1	
		10/6/2021	<80	<1	<1	<1	<2	<1	<1	
		10/19/2021	<80	<1	<1	<1	<2	<1	<1	
		11/1/2021	<80	<1	<1	<1	<2	<1	<1	
		11/17/2021	<80	<1	<1	<1	<2	<1	<1	
		12/1/2021	<80	<1	<1	<1	<2	<1	<1	
		12/15/2021	<80	<1	<1	<1	<2	<1	<1	
		12/30/2021	<80	<1	<1	<1	<2	<1	<1	
		1/6/2022	<80	<1	<1	<1	<2	<1	<1	x
		1/12/2022	<80	<1	<1	<1	<2	<1	<1	
		1/19/2022	<80	<1	<1	<1	<2	<1	<1	x
		1/26/2022	<80	<1	<1	<1	<2	<1	<1	
		2/9/2022	<80	<1	<1	<1	<2	<1	<1	

Table 1. Surface Water Sampling Results
2020-L1-SR2448 Incident

Location ID	Description	Date	TPH (GRO) (µg/L)	Benzene (µg/L)	Toluene (µg/L)	Ethylbenzene (µg/L)	m,p-Xylene (µg/L)	o-Xylene (µg/L)	Xylenes (µg/L)	Rain Event
	EPA MCL			**5**	**1,000**	**700**	**10,000**	**10,000**	**10,000**	
	EPA Region 4 ESV (acute)			**700**	**560**	**550**	**240**	**240**	**240**	
	15A North Carolina Administrative Code subchapter 02B			**51**	**11**	**97**	**420**	**600**	**670**	
SW-4	Clarke Creek (Downgradient of North/South Prong Clark Creek confluence)	8/15/2020	<80	<1	<1	<1	<2	<1	<1	
		8/16/2020	<80	<1	<1	<1	<2	<1	<1	
		8/17/2020	<80	<1	<1	<1	<2	<1	<1	
		8/18/2020	<80	<1	<1	<1	<2	<1	<1	
		8/19/2020	<80	<1	<1	<1	<2	<1	<1	
		8/20/2020	<80	<1	<1	<1	<2	<1	<1	
		8/21/2020	<80	<1	<1	<1	<2	<1	<1	
		8/22/2020	<80	<1	<1	<1	<2	<1	<1	
		8/27/2020	<80	<1	<1	<1	<2	<1	<1	
		9/1/2020	<80	<1	<1	<1	<2	<1	<1	x
		9/2/2020	<80	<1	<1	<1	<2	<1	<1	x
		9/3/2020	<80	<1	<1	<1	<2	<1	<1	x
		9/10/2020	<80	<1	<1	<1	<2	<1	<1	
		9/17/2020	<80	<1	<1	<1	<2	<1	<1	
		9/19/2020	<80	<1	<1	<1	<2	<1	<1	x
		9/24/2020	<80	<1	<1	<1	<2	<1	<1	
		9/26/2020	<80	<1	<1	<1	<2	<1	<1	x
		10/1/2020	<80	<1	<1	<1	<2	<1	<1	
		10/7/2020	<80	<1	<1	<1	<2	<1	<1	
		10/12/2020	<80	<1	<1	<1	<2	<1	<1	x
		10/22/2020	<80	<1	<1	<1	<2	<1	<1	
		10/31/2020	<80	<1	<1	<1	<2	<1	<1	
		11/5/2020	<80	<1	<1	<1	<2	<1	<1	
		11/13/2020	<80	<1	<1	<1	<2	<1	<1	x
		11/19/2020	<80	<1	<1	<1	<2	<1	<1	
		12/1/2020	<80	<1	<1	<1	<2	<1	<1	x
		12/17/2020	<80	<1	<1	<1	<2	<1	<1	x
		12/30/2020	<80	<1	<1	<1	<2	<1	<1	
		1/14/2021	<80	<1	<1	<1	<2	<1	<1	
		1/27/2021	<80	<1	<1	<1	<2	<1	<1	x
		2/12/2021	<80	<1	<1	<1	<2	<1	<1	x
		2/26/2021	<80	<1	<1	<1	<2	<1	<1	
		3/10/2021	<80	<1	<1	<1	<2	<1	<1	
		3/19/2021	<80	<1	<1	<1	<2	<1	<1	x
		3/24/2021	<80	<1	<1	<1	<2	<1	<1	
		3/26/2021	<80	<1	<1	<1	<2	<1	<1	x
		4/7/2021	<80	<1	<1	<1	<2	<1	<1	
		4/21/2021	<80	<1	<1	<1	<2	<1	<1	
		5/5/2021	<80	<1	<1	<1	<2	<1	<1	
		5/20/2021	<80	<1	<1	<1	<2	<1	<1	
		6/3/2021	<80	<1	<1	<1	<2	<1	<1	
		6/9/2021	<80	<1	<1	<1	<2	<1	<1	x
		6/16/2021	<80	<1	<1	<1	<2	<1	<1	
		7/2/2021	<80	<1	<1	<1	<2	<1	<1	
		7/14/2021	<80	<1	<1	<1	<2	<1	<1	
		7/16/2021	<80	<1	<1	<1	<2	<1	<1	x
		7/20/2021	<80	<1	<1	<1	<2	<1	<1	x
		7/28/2021	<80	<1	<1	<1	<2	<1	<1	x
		8/11/2021	<80	<1	<1	<1	<2	<1	<1	
		8/18/2021	<80	<1	<1	<1	<2	<1	<1	x
		8/25/2021	<80	<1	<1	<1	<2	<1	<1	
		9/8/2021	<80	<1	<1	<1	<2	<1	<1	
		9/22/2021	<80	<1	<1	<1	<2	<1	<1	
		10/6/2021	<80	<1	<1	<1	<2	<1	<1	
		10/19/2021	<80	<1	<1	<1	<2	<1	<1	
		11/1/2021	<80	<1	<1	<1	<2	<1	<1	
		11/17/2021	<80	<1	<1	<1	<2	<1	<1	
		12/1/2021	<80	<1	<1	<1	<2	<1	<1	
		12/15/2021	<80	<1	<1	<1	<2	<1	<1	
		12/30/2021	<80	<1	<1	<1	<2	<1	<1	
		1/6/2022	<80	<1	<1	<1	<2	<1	<1	x
		1/12/2022	<80	<1	<1	<1	<2	<1	<1	
		1/19/2022	<80	<1	<1	<1	<2	<1	<1	x
		1/26/2022	<80	<1	<1	<1	<2	<1	<1	
		2/9/2022	<80	<1	<1	<1	<2	<1	<1	

Table 1. Surface Water Sampling Results
2020-L1-SR2448 Incident

Location ID	Description	Date	TPH (GRO) (µg/L)	Benzene (µg/L)	Toluene (µg/L)	Ethylbenzene (µg/L)	m,p-Xylene (µg/L)	o-Xylene (µg/L)	Xylenes (µg/L)	Rain Event
	EPA MCL			**5**	**1,000**	**700**	**10,000**	**10,000**	**10,000**	
	EPA Region 4 ESV (acute)			**700**	**560**	**550**	**240**	**240**	**240**	
	15A North Carolina Administrative Code subchapter 02B			**51**	**11**	**97**	**420**	**600**	**670**	
SW-5	Ramah Creek (Upgradient of SW-6)	8/15/2020	<80	<1	<1	<1	<2	<1	<1	
		8/16/2020	<80	<1	<1	<1	<2	<1	<1	
		8/17/2020	<80	<1	<1	<1	<2	<1	<1	
		8/18/2020	<80	<1	<1	<1	<2	<1	<1	
		8/19/2020	<80	<1	<1	<1	<2	<1	<1	
		8/20/2020	<80	<1	<1	<1	<2	<1	<1	
		8/21/2020	<80	<1	<1	<1	<2	<1	<1	
		8/22/2020	<80	<1	<1	<1	<2	<1	<1	
		8/27/2020	<80	<1	<1	<1	<2	<1	<1	
		9/1/2020	<80	<1	<1	<1	<2	<1	<1	x
		9/2/2020	<80	<1	<1	<1	<2	<1	<1	x
		9/3/2020	<80	<1	<1	<1	<2	<1	<1	x
		9/10/2020	<80	<1	<1	<1	<2	<1	<1	
		9/17/2020	<80	<1	<1	<1	<2	<1	<1	
		9/19/2020	<80	<1	<1	<1	<2	<1	<1	x
		9/24/2020	<80	<1	<1	<1	<2	<1	<1	
		9/26/2020	<80	<1	<1	<1	<2	<1	<1	x
		10/1/2020	<80	<1	<1	<1	<2	<1	<1	
		10/7/2020	<80	<1	<1	<1	<2	<1	<1	
		10/12/2020	<80	<1	<1	<1	<2	<1	<1	x
		10/22/2020	<80	<1	<1	<1	<2	<1	<1	
		10/31/2020	<80	<1	<1	<1	<2	<1	<1	
		11/5/2020	<80	<1	<1	<1	<2	<1	<1	
		11/13/2020	<80	<1	<1	<1	<2	<1	<1	x
		11/19/2020	<80	<1	<1	<1	<2	<1	<1	
		12/1/2020	<80	<1	<1	<1	<2	<1	<1	x
		12/17/2020	<80	<1	<1	<1	<2	<1	<1	x
		12/30/2020	<80	<1	<1	<1	<2	<1	<1	
		1/14/2021	<80	<1	<1	<1	<2	<1	<1	
		1/27/2021	<80	<1	<1	<1	<2	<1	<1	x
		2/12/2021	<80	<1	<1	<1	<2	<1	<1	x
		2/26/2021	<80	<1	<1	<1	<2	<1	<1	
		3/10/2021	<80	<1	<1	<1	<2	<1	<1	
		3/19/2021	<80	<1	<1	<1	<2	<1	<1	x
		3/24/2021	<80	<1	<1	<1	<2	<1	<1	
		3/26/2021	<80	<1	<1	<1	<2	<1	<1	x
		4/7/2021	<80	<1	<1	<1	<2	<1	<1	
		4/21/2021	<80	<1	<1	<1	<2	<1	<1	
		5/5/2021	<80	<1	<1	<1	<2	<1	<1	
		5/20/2021	<80	<1	<1	<1	<2	<1	<1	
		6/3/2021	<80	<1	<1	<1	<2	<1	<1	
		6/9/2021	<80	<1	<1	<1	<2	<1	<1	x
		6/16/2021	<80	<1	<1	<1	<2	<1	<1	
		7/2/2021	<80	<1	<1	<1	<2	<1	<1	
		7/14/2021	<80	<1	<1	<1	<2	<1	<1	
		7/16/2021	<80	<1	<1	<1	<2	<1	<1	x
		7/20/2021	<80	<1	<1	<1	<2	<1	<1	x
		7/28/2021	<80	<1	<1	<1	<2	<1	<1	x
		8/11/2021	<80	<1	<1	<1	<2	<1	<1	
		8/18/2021	<80	<1	<1	<1	<2	<1	<1	x
		8/25/2021	<80	<1	<1	<1	<2	<1	<1	
		9/8/2021	<80	<1	<1	<1	<2	<1	<1	
		9/22/2021	<80	<1	<1	<1	<2	<1	<1	
		10/6/2021	<80	<1	<1	<1	<2	<1	<1	
		10/19/2021	<80	<1	<1	<1	<2	<1	<1	
		11/1/2021	<80	<1	<1	<1	<2	<1	<1	
		11/17/2021	<80	<1	<1	<1	<2	<1	<1	
		12/1/2021	<80	<1	<1	<1	<2	<1	<1	
		12/15/2021	<80	<1	<1	<1	<2	<1	<1	
		12/30/2021	<80	<1	<1	<1	<2	<1	<1	
		1/6/2022	<80	<1	<1	<1	<2	<1	<1	x
		1/12/2022	<80	<1	<1	<1	<2	<1	<1	
		1/19/2022	<80	<1	<1	<1	<2	<1	<1	x
		1/26/2022	<80	<1	<1	<1	<2	<1	<1	
		2/9/2022	<80	<1	<1	<1	<2	<1	<1	

Table 1. Surface Water Sampling Results
2020-L1-SR2448 Incident

Location ID	Description	Date	TPH (GRO) (µg/L)	Benzene (µg/L)	Toluene (µg/L)	Ethylbenzene (µg/L)	m,p-Xylene (µg/L)	o-Xylene (µg/L)	Xylenes (µg/L)	Rain Event
	EPA MCL			**5**	**1,000**	**700**	**10,000**	**10,000**	**10,000**	
	EPA Region 4 ESV (acute)			**700**	**560**	**550**	**240**	**240**	**240**	
	15A North Carolina Administrative Code subchapter 02B			**51**	**11**	**97**	**420**	**600**	**670**	
SW-6	Clarke Creek (Downgradient of Ramah Creek confluence)	8/15/2020	<80	<1	<1	<1	<2	<1	<1	
		8/16/2020	<80	<1	<1	<1	<2	<1	<1	
		8/17/2020	<80	<1	<1	<1	<2	<1	<1	
		8/18/2020	<80	<1	<1	<1	<2	<1	<1	
		8/19/2020	<80	<1	<1	<1	<2	<1	<1	
		8/20/2020	<80	<1	<1	<1	<2	<1	<1	
		8/21/2020	<80	<1	<1	<1	<2	<1	<1	
		8/22/2020	<80	<1	<1	<1	<2	<1	<1	
		8/27/2020	<80	<1	<1	<1	<2	<1	<1	
		9/1/2020	<80	<1	<1	<1	<2	<1	<1	x
		9/2/2020	<80	<1	<1	<1	<2	<1	<1	x
		9/3/2020	<80	<1	<1	<1	<2	<1	<1	x
		9/10/2020	<80	<1	<1	<1	<2	<1	<1	
		9/17/2020	<80	<1	<1	<1	<2	<1	<1	
		9/19/2020	<80	<1	<1	<1	<2	<1	<1	x
		9/24/2020	<80	<1	<1	<1	<2	<1	<1	
		9/26/2020	<80	<1	<1	<1	<2	<1	<1	x
		10/1/2020	<80	<1	<1	<1	<2	<1	<1	
		10/7/2020	<80	<1	<1	<1	<2	<1	<1	
		10/12/2020	<80	<1	<1	<1	<2	<1	<1	x
		10/22/2020	<80	<1	<1	<1	<2	<1	<1	
		10/31/2020	<80	<1	<1	<1	<2	<1	<1	
		11/5/2020	<80	<1	<1	<1	<2	<1	<1	
		11/13/2020	<80	<1	<1	<1	<2	<1	<1	x
		11/19/2020	<80	<1	<1	<1	<2	<1	<1	
		12/1/2020	<80	<1	<1	<1	<2	<1	<1	x
		12/17/2020	<80	<1	<1	<1	<2	<1	<1	x
		12/30/2020	<80	<1	<1	<1	<2	<1	<1	
		1/14/2021	<80	<1	<1	<1	<2	<1	<1	
		1/27/2021	<80	<1	<1	<1	<2	<1	<1	x
		2/12/2021	<80	<1	<1	<1	<2	<1	<1	x
		2/26/2021	<80	<1	<1	<1	<2	<1	<1	
		3/10/2021	<80	<1	<1	<1	<2	<1	<1	
		3/19/2021	<80	<1	<1	<1	<2	<1	<1	x
		3/24/2021	<80	<1	<1	<1	<2	<1	<1	
		3/26/2021	<80	<1	<1	<1	<2	<1	<1	x
		4/7/2021	<80	<1	<1	<1	<2	<1	<1	
		4/21/2021	<80	<1	<1	<1	<2	<1	<1	
		5/5/2021	<80	<1	<1	<1	<2	<1	<1	
		5/20/2021	<80	<1	<1	<1	<2	<1	<1	
		6/3/2021	<80	<1	<1	<1	<2	<1	<1	
		6/9/2021	<80	<1	<1	<1	<2	<1	<1	x
		6/16/2021	<80	<1	<1	<1	<2	<1	<1	
		7/2/2021	<80	<1	<1	<1	<2	<1	<1	
		7/14/2021	<80	<1	<1	<1	<2	<1	<1	
		7/16/2021	<80	<1	<1	<1	<2	<1	<1	x
		7/20/2021	<80	<1	<1	<1	<2	<1	<1	x
		7/28/2021	<80	<1	<1	<1	<2	<1	<1	x
		8/11/2021	<80	<1	<1	<1	<2	<1	<1	
		8/18/2021	<80	<1	<1	<1	<2	<1	<1	x
		8/25/2021	<80	<1	<1	<1	<2	<1	<1	
		9/8/2021	<80	<1	<1	<1	<2	<1	<1	
		9/22/2021	<80	<1	<1	<1	<2	<1	<1	
		10/6/2021	<80	<1	<1	<1	<2	<1	<1	
		10/19/2021	<80	<1	<1	<1	<2	<1	<1	
		11/1/2021	<80	<1	<1	<1	<2	<1	<1	
		11/17/2021	<80	<1	<1	<1	<2	<1	<1	
		12/1/2021		Not collected due to new fence and a notice of no trespassing						
		12/15/2021		Not collected due to new fence and a notice of no trespassing						
		12/30/2021		Not collected due to new fence and a notice of no trespassing						
		1/6/2022		Not collected due to new fence and a notice of no trespassing						x
		1/12/2022		Not collected due to new fence and a notice of no trespassing						
		1/19/2022		Not collected due to new fence and a notice of no trespassing						x
		1/26/2022		Not collected due to new fence and a notice of no trespassing						
		2/9/2022		Not collected due to new fence and a notice of no trespassing						

Table 1. Surface Water Sampling Results
2020-L1-SR2448 Incident

Location ID	Description	Date	TPH (GRO) (µg/L)	Benzene (µg/L)	Toluene (µg/L)	Ethylbenzene (µg/L)	m,p-Xylene (µg/L)	o-Xylene (µg/L)	Xylenes (µg/L)	Rain Event
	EPA MCL			**5**	**1,000**	**700**	**10,000**	**10,000**	**10,000**	
	EPA Region 4 ESV (acute)			**700**	**560**	**550**	**240**	**240**	**240**	
	15A North Carolina Administrative Code subchapter 02B			**51**	**11**	**97**	**420**	**600**	**670**	
SW-7	**Rocky River (Downgradient of Clarke River confluence)**	8/15/2020	<80	<1	<1	<1	<2	<1	<1	
		8/16/2020	<80	<1	<1	<1	<2	<1	<1	
		8/17/2020	<80	<1	<1	<1	<2	<1	<1	
		8/18/2020	<80	<1	<1	<1	<2	<1	<1	
		8/19/2020	<80	<1	<1	<1	<2	<1	<1	
		8/20/2020	<80	<1	<1	<1	<2	<1	<1	
		8/21/2020	<80	<1	<1	<1	<2	<1	<1	
		8/22/2020	<80	<1	<1	<1	<2	<1	<1	
		8/27/2020	<80	<1	<1	<1	<2	<1	<1	
		9/1/2020	<80	<1	<1	<1	<2	<1	<1	x
		9/2/2020	<80	<1	<1	<1	<2	<1	<1	x
		9/3/2020	<80	<1	<1	<1	<2	<1	<1	x
		9/10/2020	<80	<1	<1	<1	<2	<1	<1	
		9/17/2020	<80	<1	<1	<1	<2	<1	<1	
		9/19/2020	<80	<1	<1	<1	<2	<1	<1	x
		9/24/2020	<80	<1	<1	<1	<2	<1	<1	
		9/26/2020	<80	<1	<1	<1	<2	<1	<1	x
		10/1/2020	<80	<1	<1	<1	<2	<1	<1	
		10/7/2020	<80	<1	<1	<1	<2	<1	<1	
		10/12/2020	<80	<1	<1	<1	<2	<1	<1	x
		10/22/2020	<80	<1	<1	<1	<2	<1	<1	
		10/31/2020	<80	<1	<1	<1	<2	<1	<1	
		11/5/2020	<80	<1	<1	<1	<2	<1	<1	
		11/13/2020	<80	<1	<1	<1	<2	<1	<1	x
		11/19/2020	<80	<1	<1	<1	<2	<1	<1	
		12/1/2020	<80	<1	<1	<1	<2	<1	<1	x
		12/17/2020	<80	<1	<1	<1	<2	<1	<1	x
		12/30/2020	<80	<1	<1	<1	<2	<1	<1	
		1/14/2021	<80	<1	<1	<1	<2	<1	<1	
		1/27/2021	<80	<1	<1	<1	<2	<1	<1	x
		2/12/2021	<80	<1	<1	<1	<2	<1	<1	x
		2/26/2021	<80	<1	<1	<1	<2	<1	<1	
		3/10/2021	<80	<1	<1	<1	<2	<1	<1	
		3/19/2021	<80	<1	<1	<1	<2	<1	<1	x
		3/24/2021	<80	<1	<1	<1	<2	<1	<1	
		3/26/2021	<80	<1	<1	<1	<2	<1	<1	x
		4/7/2021	<80	<1	<1	<1	<2	<1	<1	
		4/21/2021	<80	<1	<1	<1	<2	<1	<1	
		5/5/2021	<80	<1	<1	<1	<2	<1	<1	
		5/20/2021	<80	<1	<1	<1	<2	<1	<1	
		6/3/2021	<80	<1	<1	<1	<2	<1	<1	
		6/9/2021	<80	<1	<1	<1	<2	<1	<1	x
		6/16/2021	<80	<1	<1	<1	<2	<1	<1	
		7/2/2021	<80	<1	<1	<1	<2	<1	<1	
		7/14/2021	<80	<1	<1	<1	<2	<1	<1	
		7/16/2021	<80	<1	<1	<1	<2	<1	<1	x
		7/20/2021	<80	<1	<1	<1	<2	<1	<1	x
		7/28/2021	<80	<1	<1	<1	<2	<1	<1	x
		8/11/2021	<80	<1	<1	<1	<2	<1	<1	
		8/18/2021	<80	<1	<1	<1	<2	<1	<1	x
		8/25/2021	<80	<1	<1	<1	<2	<1	<1	
		9/8/2021	<80	<1	<1	<1	<2	<1	<1	
		9/22/2021	<80	<1	<1	<1	<2	<1	<1	
		10/6/2021	<80	<1	<1	<1	<2	<1	<1	
		10/19/2021	<80	<1	<1	<1	<2	<1	<1	
		11/1/2021	<80	<1	<1	<1	<2	<1	<1	
		11/17/2021	<80	<1	<1	<1	<2	<1	<1	
		12/1/2021	<80	<1	<1	<1	<2	<1	<1	
		12/15/2021	<80	<1	<1	<1	<2	<1	<1	
		12/30/2021	<80	<1	<1	<1	<2	<1	<1	
		1/6/2022	<80	<1	<1	<1	<2	<1	<1	x
		1/12/2022	<80	<1	<1	<1	<2	<1	<1	
		1/19/2022	<80	<1	<1	<1	<2	<1	<1	x
		1/26/2022	<80	<1	<1	<1	<2	<1	<1	
		2/9/2022	<80	<1	<1	<1	<2	<1	<1	

Table 1. Surface Water Sampling Results
2020-L1-SR2448 Incident

Location ID	Description	Date	TPH (GRO) (µg/L)	Benzene (µg/L)	Toluene (µg/L)	Ethylbenzene (µg/L)	m,p-Xylene (µg/L)	o-Xylene (µg/L)	Xylenes (µg/L)	Rain Event
	EPA MCL			**5**	**1,000**	**700**	**10,000**	**10,000**	**10,000**	
	EPA Region 4 ESV (acute)			**700**	**560**	**550**	**240**	**240**	**240**	
	15A North Carolina Administrative Code subchapter 02B			**51**	**11**	**97**	**420**	**600**	**670**	
SW-8	**Rocky River (Downgradient of Clarke River confluence)**	8/15/2020	<80	<1	<1	<1	<2	<1	<1	
		8/16/2020	<80	<1	<1	<1	<2	<1	<1	
		8/17/2020	<80	<1	<1	<1	<2	<1	<1	
		8/18/2020	<80	<1	<1	<1	<2	<1	<1	
		8/19/2020	<80	<1	<1	<1	<2	<1	<1	
		8/20/2020	<80	<1	<1	<1	<2	<1	<1	
		8/21/2020	<80	<1	<1	<1	<2	<1	<1	
		8/22/2020	<80	<1	<1	<1	<2	<1	<1	
SW-9	**Rocky River (Downgradient of Clarke River confluence)**	8/15/2020	<80	<1	<1	<1	<2	<1	<1	
		8/16/2020	<80	<1	<1	<1	<2	<1	<1	
		8/17/2020	<80	<1	<1	<1	<2	<1	<1	
		8/18/2020	<80	<1	<1	<1	<2	<1	<1	
		8/19/2020	<80	<1	<1	<1	<2	<1	<1	
		8/20/2020	<80	<1	<1	<1	<2	<1	<1	
		8/21/2020	<80	<1	<1	<1	<2	<1	<1	
		8/22/2020	<80	<1	<1	<1	<2	<1	<1	
SW-10	**Rocky River (Downgradient of Clarke River confluence)**	8/15/2020	<80	<1	<1	<1	<2	<1	<1	
		8/16/2020	<80	<1	<1	<1	<2	<1	<1	
		8/17/2020	<80	<1	<1	<1	<2	<1	<1	
		8/18/2020	<80	<1	<1	<1	<2	<1	<1	
		8/19/2020	<80	<1	<1	<1	<2	<1	<1	
		8/20/2020	<80	<1	<1	<1	<2	<1	<1	
		8/21/2020	<80	<1	<1	<1	<2	<1	<1	
		8/22/2020	<80	<1	<1	<1	<2	<1	<1	
SW-11	**Rocky River (Downgradient of Mallard Creek)**	8/15/2020	<80	<1	<1	<1	<2	<1	<1	
		8/16/2020	<80	<1	<1	<1	<2	<1	<1	
		8/17/2020	<80	<1	<1	<1	<2	<1	<1	
		8/18/2020	<80	<1	<1	<1	<2	<1	<1	
		8/19/2020	<80	<1	<1	<1	<2	<1	<1	
		8/20/2020	<80	<1	<1	<1	<2	<1	<1	
		8/21/2020	<80	<1	<1	<1	<2	<1	<1	
		8/22/2020	<80	<1	<1	<1	<2	<1	<1	
SW-12	**Rocky River (Downgradient of Back Creek)**	8/15/2020	<80	<1	<1	<1	<2	<1	<1	
		8/16/2020	<80	<1	<1	<1	<2	<1	<1	
		8/17/2020	<80	<1	<1	<1	<2	<1	<1	
		8/18/2020	<80	<1	<1	<1	<2	<1	<1	
		8/19/2020	<80	<1	<1	<1	<2	<1	<1	
		8/20/2020	<80	<1	<1	<1	<2	<1	<1	
		8/21/2020	<80	<1	<1	<1	<2	<1	<1	
		8/22/2020	<80	<1	<1	<1	<2	<1	<1	

Table 1. Surface Water Sampling Results
2020-L1-SR2448 Incident

Location ID	Description	Date	TPH (GRO) (µg/L)	Benzene (µg/L)	Toluene (µg/L)	Ethylbenzene (µg/L)	m,p-Xylene (µg/L)	o-Xylene (µg/L)	Xylenes (µg/L)	Rain Event
	EPA MCL			**5**	**1,000**	**700**	**10,000**	**10,000**	**10,000**	
	EPA Region 4 ESV (acute)			**700**	**560**	**550**	**240**	**240**	**240**	
	15A North Carolina Administrative Code subchapter 02B			**51**	**11**	**97**	**420**	**600**	**670**	
SW-Seep	**Downgradient of Site**	9/1/2020	<80	<1	<1	<1	<2	<1	<1	x
		9/2/2020	<80	<1	<1	<1	<2	<1	<1	x
		9/3/2020	<80	<1	<1	<1	<2	<1	<1	x
		9/10/2020	<80	<1	<1	<1	<2	<1	<1	
		9/17/2020	<80	<1	<1	<1	<2	<1	<1	
		9/19/2020	<80	<1	<1	<1	<2	<1	<1	x
		9/24/2020	<80	<1	<1	<1	<2	<1	<1	
		9/26/2020	<80	<1	<1	<1	<2	<1	<1	x
		10/1/2020	<80	<1	<1	<1	<2	<1	<1	
		10/7/2020	<80	<1	<1	<1	<2	<1	<1	
		10/12/2020	<80	<1	<1	<1	<2	<1	<1	x
		10/22/2020	<80	<1	<1	<1	<2	<1	<1	
		10/31/2020	<80	<1	<1	<1	<2	<1	<1	
		11/5/2020	<80	<1	<1	<1	<2	<1	<1	
		11/13/2020	<80	<1	<1	<1	<2	<1	<1	x
		11/19/2020	<80	<1	<1	<1	<2	<1	<1	
		12/1/2020	<80	<1	<1	<1	<2	<1	<1	x
		12/17/2020	<80	<1	<1	<1	<2	<1	<1	x
		12/30/2020	<80	<1	<1	<1	<2	<1	<1	
		1/14/2021	<80	<1	<1	<1	<2	<1	<1	
		1/27/2021	<80	<1	<1	<1	<2	<1	<1	x
		2/12/2021	<80	<1	<1	<1	<2	<1	<1	x
		2/26/2021	<80	<1	<1	<1	<2	<1	<1	
		3/10/2021	<80	<1	<1	<1	<2	<1	<1	
		3/19/2021	<80	<1	<1	<1	<2	<1	<1	x
		3/24/2021	<80	<1	<1	<1	<2	<1	<1	
		3/26/2021	<80	<1	<1	<1	<2	<1	<1	x
		4/7/2021	<80	<1	<1	<1	<2	<1	<1	
		4/21/2021	<80	<1	**4**	<1	<2	<1	<1	
		5/5/2021	<80	<1	**6.7**	<1	<2	<1	<1	
		5/20/2021	<80	<1	<1	<1	<2	<1	<1	
		6/3/2021	<80	<1	<1	<1	<2	<1	<1	
		6/9/2021	<80	<1	<1	<1	<2	<1	<1	x
		6/16/2021	<80	<1	<1	<1	<2	<1	<1	
		7/2/2021	<80	<1	<1	<1	<2	<1	<1	
		7/14/2021	<80	<1	<1	<1	<2	<1	<1	
		7/16/2021	<80	<1	<1	<1	<2	<1	<1	x
		7/20/2021	<80	<1	<1	<1	<2	<1	<1	x
		7/28/2021	<80	<1	<1	<1	<2	<1	<1	x
		8/11/2021	<80	<1	<1	<1	<2	<1	<1	
		8/18/2021	<80	<1	<1	<1	<2	<1	<1	x
		8/25/2021	<80	<1	<1	<1	<2	<1	<1	
		9/8/2021	<80	<1	<1	<1	<2	<1	<1	
		9/22/2021	<80	<1	<1	<1	<2	<1	<1	
		10/6/2021	<80	<1	<1	<1	<2	<1	<1	
		10/19/2021	<80	<1	<1	<1	<2	<1	<1	
		11/1/2021	<80	<1	<1	<1	<2	<1	<1	
		11/17/2021	Sample was not collected. There was not enough water at the location to collect.							
		12/1/2021	Sample was not collected. There was not enough water at the location to collect.							
		12/15/2021	Sample was not collected. There was not enough water at the location to collect.							
		12/30/2021	Sample was not collected. There was not enough water at the location to collect.							
		1/6/2022	<80	<1	<1	<1	<2	<1	<1	x
		1/12/2022	<80	<1	<1	<1	<2	<1	<1	
		1/19/2022	<80	<1	<1	<1	<2	<1	<1	x
		1/26/2022	<80	<1	<1	<1	<2	<1	<1	
		2/9/2022	<80	<1	<1	<1	<2	<1	<1	

Table 1. Surface Water Sampling Results
2020-L1-SR2448 Incident

Location ID	Description	Date	TPH (GRO) (µg/L)	Benzene (µg/L)	Toluene (µg/L)	Ethylbenzene (µg/L)	m,p-Xylene (µg/L)	o-Xylene (µg/L)	Xylenes (µg/L)	Rain Event
	EPA MCL			5	1,000	700	10,000	10,000	10,000	
	EPA Region 4 ESV (acute)			700	560	550	240	240	240	
	15A North Carolina Administrative Code subchapter 02B			51	11	97	420	600	670	
SW-Confluence	Downgradient of Site	9/1/2020	<80	<1	<1	<1	<2	<1	<1	x
		9/2/2020	<80	<1	<1	<1	<2	<1	<1	x
		9/3/2020	<80	<1	<1	<1	<2	<1	<1	x
		9/10/2020	<80	<1	<1	<1	<2	<1	<1	
		9/17/2020	<80	<1	<1	<1	<2	<1	<1	
		9/19/2020	<80	<1	<1	<1	<2	<1	<1	x
		9/24/2020	<80	<1	<1	<1	<2	<1	<1	
		9/26/2020	<80	<1	<1	<1	<2	<1	<1	x
		10/1/2020	<80	<1	<1	<1	<2	<1	<1	
		10/7/2020	<80	<1	<1	<1	<2	<1	<1	
		10/12/2020	<80	<1	<1	<1	<2	<1	<1	x
		10/22/2020	<80	<1	<1	<1	<2	<1	<1	
		10/31/2020	<80	<1	<1	<1	<2	<1	<1	
		11/5/2020	<80	<1	<1	<1	<2	<1	<1	
		11/13/2020	<80	<1	<1	<1	<2	<1	<1	x
		11/19/2020	<80	<1	<1	<1	<2	<1	<1	
		12/1/2020	<80	<1	<1	<1	<2	<1	<1	x
		12/17/2020	<80	<1	<1	<1	<2	<1	<1	x
		12/30/2020	<80	<1	<1	<1	<2	<1	<1	
		1/14/2021	<80	<1	<1	<1	<2	<1	<1	
		1/27/2021	<80	<1	<1	<1	<2	<1	<1	x
		2/12/2021	<80	<1	<1	<1	<2	<1	<1	x
		2/26/2021	<80	<1	<1	<1	<2	<1	<1	
		3/10/2021	<80	<1	<1	<1	<2	<1	<1	
		3/19/2021	<80	<1	<1	<1	<2	<1	<1	x
		3/24/2021	<80	<1	<1	<1	<2	<1	<1	
		3/26/2021	<80	<1	<1	<1	<2	<1	<1	x
		4/7/2021	<80	<1	<1	<1	<2	<1	<1	
		4/21/2021	<80	<1	<1	<1	<2	<1	<1	
		5/5/2021	<80	<1	<1	<1	<2	<1	<1	
		5/20/2021	<80	<1	<1	<1	<2	<1	<1	
		6/3/2021	<80	<1	<1	<1	<2	<1	<1	
		6/9/2021	<80	<1	<1	<1	<2	<1	<1	x
		6/16/2021	<80	<1	<1	<1	<2	<1	<1	
		7/2/2021	<80	<1	<1	<1	<2	<1	<1	
		7/14/2021	<80	<1	<1	<1	<2	<1	<1	
		7/16/2021	<80	<1	<1	<1	<2	<1	<1	x
		7/20/2021	<80	<1	<1	<1	<2	<1	<1	x
		7/28/2021	<80	<1	<1	<1	<2	<1	<1	x
		8/11/2021	<80	<1	<1	<1	<2	<1	<1	
		8/18/2021	<80	<1	<1	<1	<2	<1	<1	x
		8/25/2021	<80	<1	<1	<1	<2	<1	<1	
		9/8/2021	<80	<1	<1	<1	<2	<1	<1	
		9/22/2021	<80	<1	<1	<1	<2	<1	<1	
		10/6/2021	<80	<1	<1	<1	<2	<1	<1	
		10/19/2021	<80	<1	<1	<1	<2	<1	<1	
		11/1/2021	<80	<1	<1	<1	<2	<1	<1	
		11/17/2021	<80	<1	<1	<1	<2	<1	<1	
		12/1/2021	<80	<1	<1	<1	<2	<1	<1	
		12/15/2021	<80	<1	<1	<1	<2	<1	<1	
		12/30/2021	<80	<1	<1	<1	<2	<1	<1	
		1/6/2022	<80	<1	<1	<1	<2	<1	<1	x
		1/12/2022	<80	<1	<1	<1	<2	<1	<1	
		1/19/2022	<80	<1	<1	<1	<2	<1	<1	x
		1/26/2022	<80	<1	<1	<1	<2	<1	<1	
		2/9/2022	<80	<1	<1	<1	<2	<1	<1	

Table 1. Surface Water Sampling Results
2020-L1-SR2448 Incident

Location ID	Description	Date	TPH (GRO) (µg/L)	Benzene (µg/L)	Toluene (µg/L)	Ethylbenzene (µg/L)	m,p-Xylene (µg/L)	o-Xylene (µg/L)	Xylenes (µg/L)	Rain Event
	EPA MCL			**5**	**1,000**	**700**	**10,000**	**10,000**	**10,000**	
	EPA Region 4 ESV (acute)			**700**	**560**	**550**	**240**	**240**	**240**	
	15A North Carolina Administrative Code subchapter 02B			**51**	**11**	**97**	**420**	**600**	**670**	
SW-Seep 2	**Downgradient of SW-Seep Location**	3/10/2021	<80	<1	<1	<1	<2	<1	<1	
		3/19/2021	<80	<1	<1	<1	<2	<1	<1	x
		3/24/2021	<80	<1	<1	<1	<2	<1	<1	
		3/26/2021	<80	<1	<1	<1	<2	<1	<1	x
		4/7/2021	<80	<1	<1	<1	<2	<1	<1	
		4/21/2021	<80	<1	<1	<1	<2	<1	<1	
		5/5/2021	<80	<1	<1	<1	<2	<1	<1	
		5/20/2021	<80	<1	<1	<1	<2	<1	<1	
		6/3/2021	<80	<1	<1	<1	<2	<1	<1	
		6/9/2021	<80	<1	<1	<1	<2	<1	<1	x
		6/16/2021	<80	<1	<1	<1	<2	<1	<1	
		7/2/2021	<80	<1	<1	<1	<2	<1	<1	
		7/14/2021	<80	<1	<1	<1	<2	<1	<1	
		7/16/2021	<80	<1	<1	<1	<2	<1	<1	x
		7/20/2021	<80	<1	<1	<1	<2	<1	<1	x
		7/28/2021	<80	<1	<1	<1	<2	<1	<1	x
		8/11/2021	<80	<1	<1	<1	<2	<1	<1	
		8/18/2021	<80	<1	<1	<1	<2	<1	<1	x
		8/25/2021	<80	<1	<1	<1	<2	<1	<1	
		9/8/2021	<80	<1	<1	<1	<2	<1	<1	
		9/22/2021	<80	<1	<1	<1	<2	<1	<1	
		10/6/2021	<80	<1	<1	<1	<2	<1	<1	
		10/19/2021	<80	<1	<1	<1	<2	<1	<1	
		11/1/2021	<80	<1	<1	<1	<2	<1	<1	
		11/17/2021	<80	<1	<1	<1	<2	<1	<1	
		12/1/2021	<80	<1	<1	<1	<2	<1	<1	
		12/15/2021	<80	<1	<1	<1	<2	<1	<1	
		12/30/2021	<80	<1	<1	<1	<2	<1	<1	
		1/6/2022	<80	<1	<1	<1	<2	<1	<1	x
		1/12/2022	<80	<1	<1	<1	<2	<1	<1	
		1/19/2022	<80	<1	<1	<1	<2	<1	<1	x
		1/26/2022	<80	<1	**1.2**	<1	<2	<1	<1	
		2/9/2022	<80	<1	<1	<1	<2	<1	<1	

Table 1. Surface Water Sampling Results
2020-L1-SR2448 Incident

Location ID	Description	Date	TPH (GRO) (µg/L)	Benzene (µg/L)	Toluene (µg/L)	Ethylbenzene (µg/L)	m,p-Xylene (µg/L)	o-Xylene (µg/L)	Xylenes (µg/L)	Rain Event
	EPA MCL			**5**	**1,000**	**700**	**10,000**	**10,000**	**10,000**	
	EPA Region 4 ESV (acute)			**700**	**560**	**550**	**240**	**240**	**240**	
	15A North Carolina Administrative Code subchapter 02B			**51**	**11**	**97**	**420**	**600**	**670**	
SW-Confluence 2	**Downgradient of SW-Confluence Location**	3/10/2021	<80	<1	<1	<1	<2	<1	<1	
		3/19/2021	<80	<1	<1	<1	<2	<1	<1	x
		3/24/2021	<80	<1	<1	<1	<2	<1	<1	
		3/26/2021	<80	<1	<1	<1	<2	<1	<1	x
		4/7/2021	<80	<1	<1	<1	<2	<1	<1	
		4/21/2021	<80	<1	<1	<1	<2	<1	<1	
		5/5/2021	<80	<1	<1	<1	<2	<1	<1	
		5/20/2021	<80	<1	<1	<1	<2	<1	<1	
		6/3/2021	<80	<1	<1	<1	<2	<1	<1	
		6/9/2021	<80	<1	<1	<1	<2	<1	<1	x
		6/16/2021	<80	<1	<1	<1	<2	<1	<1	
		7/2/2021	<80	<1	<1	<1	<2	<1	<1	
		7/14/2021	<80	<1	<1	<1	<2	<1	<1	
		7/16/2021	<80	<1	<1	<1	<2	<1	<1	x
		7/20/2021	<80	<1	<1	<1	<2	<1	<1	x
		7/28/2021	<80	<1	<1	<1	<2	<1	<1	x
		8/11/2021	<80	<1	<1	<1	<2	<1	<1	
		8/18/2021	<80	<1	<1	<1	<2	<1	<1	x
		8/25/2021	<80	<1	<1	<1	<2	<1	<1	
		9/8/2021	<80	<1	<1	<1	<2	<1	<1	
		9/22/2021	<80	<1	<1	<1	<2	<1	<1	
		10/6/2021	<80	<1	<1	<1	<2	<1	<1	
		10/19/2021	<80	<1	<1	<1	<2	<1	<1	
		11/1/2021	<80	<1	<1	<1	<2	<1	<1	
		11/17/2021	<80	<1	<1	<1	<2	<1	<1	
		12/1/2021	<80	<1	<1	<1	<2	<1	<1	
		12/15/2021	<80	<1	<1	<1	<2	<1	<1	
		12/30/2021	<80	<1	<1	<1	<2	<1	<1	
		1/6/2022	<80	<1	<1	<1	<2	<1	<1	x
		1/12/2022	<80	<1	<1	<1	<2	<1	<1	
		1/19/2022	<80	<1	<1	<1	<2	<1	<1	x
		1/26/2022	<80	<1	<1	<1	<2	<1	<1	
		2/9/2022	<80	<1	<1	<1	<2	<1	<1	
SW-G	**Downgradient of SW-Confluence 2 Location at Culvert**	7/2/2021	<80	<1	<1	<1	<2	<1	<1	
		7/14/2021	<80	<1	<1	<1	<2	<1	<1	
		7/16/2021	<80	<1	<1	<1	<2	<1	<1	x
		7/20/2021	<80	<1	<1	<1	<2	<1	<1	x
		7/28/2021	<80	<1	<1	<1	<2	<1	<1	x
		8/11/2021	<80	<1	<1	<1	<2	<1	<1	
		8/18/2021	<80	<1	<1	<1	<2	<1	<1	x
		8/25/2021	<80	<1	<1	<1	<2	<1	<1	
		9/8/2021	<80	<1	<1	<1	<2	<1	<1	
		9/22/2021	<80	<1	<1	<1	<2	<1	<1	
		10/6/2021	<80	<1	<1	<1	<2	<1	<1	
		10/19/2021	<80	<1	<1	<1	<2	<1	<1	
		11/1/2021	<80	<1	<1	<1	<2	<1	<1	
		11/17/2021	<80	<1	<1	<1	<2	<1	<1	
		12/1/2021	<80	<1	<1	<1	<2	<1	<1	
		12/15/2021	<80	<1	<1	<1	<2	<1	<1	
		12/30/2021	<80	<1	<1	<1	<2	<1	<1	
		1/6/2022	<80	<1	<1	<1	<2	<1	<1	x
		1/12/2022	<80	<1	<1	<1	<2	<1	<1	
		1/19/2022	<80	<1	<1	<1	<2	<1	<1	x
		1/26/2022	<80	<1	<1	<1	<2	<1	<1	
		2/9/2022	<80	<1	<1	<1	<2	<1	<1	

Notes:

	Sample collected, results pending
x	Rainfall event (Rain > 1-inch within 24-hour period)
Bold Values	Bold values indicate compound was detected above laboratory reporting limit

Table 2. Surface Water General Parameter Measurements
2020-L1-SR2448 Incident

Location ID	Description	Date	Temperature (°C)	pH (STU)	ORP (mV)	Conductivity (mS/cm)	DO (mg/L)	Turbidity (NTU)	Rain Event
SW-1	North Prong Clark Creek (Up-gradient of the leak site)	8/15/2020	26.66	7.58	57	0.146	4.75	10.1	
		8/16/2020	26.74	7.47	106	0.133	7.01	9.6	
		8/17/2020	25.78	7.47	101	0.137	4.88	2.9	
		8/18/2020	23.71	7.52	39	0.168	5.77	15.00	
		8/19/2020	26.20	7.45	126	0.13	3.92	5.7	
		8/20/2020	24.58	7.52	150	0.135	3.31	13	
		8/21/2020	23.23	7.51	166	0.114	2.92	46.6	
		8/22/2020	25.05	7.27	121	0.123	4.34	9.5	
		8/27/2020	27.40	7.47	186	0.147	3.89	1.3	
		9/1/2020	28.48	7.65	175	0.135	3.7	11.9	x
		9/2/2020	31.39	8.09	152	0.115	4.95	22.4	x
		9/3/2020	29.03	7.55	176	0.123	4.71	6.5	x
		9/10/2020	25.84	7.3	190	0.127	2.97	17.9	
		9/17/2020	25.13	7.55	194	0.096	6.76	14.8	
		9/19/2020	23.10	7.31	184	0.104	5.44	11.2	x
		9/24/2020	20.04	7.06	162	0.084	2.8	0	
		9/26/2020	20.60	6.77	170	0.075	7.49	0	x
		10/1/2020	19.57	7.16	168	0.094	2.53	20.1	
		10/7/2020	18.23	6.18	297	0.195	5.94	0	
		10/12/2020	21.52	6.61	223	0.072	4.98	177	x
		10/22/2020	19.07	6.77	215	0.09	2.44	7.3	
		10/31/2020	15.83	7.41	218	0.088	8.67	77.6	
		11/5/2020	17.29	7	174	0.063	5.78	45.6	
		11/13/2020	19.09	6.67	260	0.029	11.36	208	x
		11/19/2020	10.99	6.57	186	0.077	7.95	72.2	
		12/1/2020	11.60	6.98	90.2	0.13	9.21	32	x
		12/17/2020	9.30	7	146	0.126	10.07	28.2	x
		12/30/2020	7.00	6.69	95.9	0.138	81.2	22.9	
		1/14/2021	10.10	7.18	153.2	0.153	16.32	13.1	
		1/27/2021	11.80	7.31	151.7	0.153	14.8	17.3	x
		2/12/2021	6.90	7	187.3	0.131	12	27.2	x
		2/26/2021	10.50	6.54	234.2	0.161	9.04	39.8	
		3/10/2021	17.20	7.38	177	0.145	14.49	22.8	
		3/19/2021	12.70	7.1	200	0.132	9.02	27.3	x
		3/24/2021	15.80	7.14	152.8	0.145	10.28	23.6	
		3/26/2021	20.10	7.62	185.5	0.12	8.4	46.8	x
		4/7/2021	22.60	7.25	180.7	0.144	9.65	11.1	
		4/21/2021	20.20	7.33	167.3	0.164	10.79	6.54	
		5/5/2021	24.80	7.61	165.8	0.171	7.9	8.12	
		5/20/2021	23.00	7.39	195.8	0.179	13.57	13.21	
		6/3/2021	22.80	7.29	98.2	0.2	11.08	9.53	
		6/9/2021	27.90	7.35	167.1	0.145	9.74	7.08	x
		6/16/2021	24.70	7.54	113.4	0.185	8.53	8.11	
		7/2/2021	28.50	7.69	110.3	0.162	7.89	10.55	
		7/14/2021	27.20	6.88	105.2	0.201	11.53	4.1	
		7/16/2021	31.20	7.38	88.9	0.186	7.74	3.85	x
		7/20/2021	27.30	6.99	122.9	0.154	9.17	7.88	x
		7/28/2021	26.20	6.4	38.6	0.226	1.73	3.67	x
		8/11/2021	24.50	7.19	134.8	0.267	6.66	2.37	
		8/18/2021	28.00	7.4	110.1	0.15	4.83	23.4	x
		8/25/2021	26.20	7.46	118.7	0.187	4.4	1.92	
		9/8/2021	23.20	6.63	170.9	0.169	4.28	5.93	
		9/22/2021	23.70	7.26	210.2	0.172	4.41	3.79	
		10/6/2021	22.30	6.97	116.9	0.196	5.92	2.98	
		10/19/2021	15.80	7	132.1	0.192	6.56	3.36	
		11/1/2021	16.60	7.22	135.6	0.173	8.26	2.61	
		11/17/2021	11.90	7.38	271.2	0.174	10.11	5.5	
		12/1/2021	9.70	6.91	283.8	0.185	12.63	9.06	
		12/15/2021	9.40	7.44	163.7	0.192	12.22	6.12	
		12/30/2021	15.20	7.4	74.4	0.193	7.75	7.15	
		1/6/2022	11.30	7.44	229.4	0.155	10.81	23	x
		1/12/2022	7.40	7.57	136.6	0.152	11.6	18.4	
		1/19/2022	7.30	7.52	143.6	0.136	13.64	22.4	x
		1/26/2022	7.50	7.7	108.9	0.191	13.13	17.7	
		2/9/2022	9.30	7.63	189.2	0.201	12.14	15.9	

Table 2. Surface Water General Parameter Measurements

2020-L1-SR2448 Incident

Location ID	Description	Date	Temperature (°C)	pH (STU)	ORP (mV)	Conductivity (mS/cm)	DO (mg/L)	Turbidity (NTU)	Rain Event
SW-2	North Prong Clark Creek (Downgradient of leak site)	8/15/2020	24.78	7.68	94	0.142	6.99	90.9	
		8/16/2020	23.59	7.73	110	0.109	7.90	247	
		8/17/2020	23.05	7.72	106	0.099	7.11	324	
		8/18/2020	21.95	7.67	101	0.117	7.75	271	
		8/19/2020	23.05	7.73	128	0.131	6.94	51	
		8/20/2020	22.26	7.74	112	0.117	6.12	55.7	
		8/21/2020	21.87	7.61	128	0.143	3.72	31.8	
		8/22/2020	22.61	7.81	117	0.145	6.73	27.1	
		8/27/2020	24.76	7.77	170	0.149	5.94	15.8	
		9/1/2020	26.13	7.63	165	0.112	4.81	173	x
		9/2/2020	28.20	7.12	0.84	0.089	4.49	321	x
		9/3/2020	26.52	7.41	185	0.095	6.36	226	x
		9/10/2020	24.36	7.8	170	0.137	5.04	386	
		9/17/2020	21.58	7.31	195	0.057	5.63	970	
		9/19/2020	20.44	7.42	180	0.095	5.61	88.1	x
		9/24/2020	17.64	6.97	158	0.089	5	0	
		9/26/2020	19.27	6.44	185	0.066	4.11	206	x
		10/1/2020	18.08	7.2	149	0.102	9.6	230	
		10/7/2020	16.76	6.51	275	0.177	7.06	0	
		10/12/2020	20.80	6.68	244	0.063	6.43	444	x
		10/22/2020	16.60	ORWQM	219	0.1	3.82	361	
		10/31/2020	13.76	7.33	223	0.093	7.15	156	
		11/5/2020	16.51	6.91	174	0.074	5.77	152	
		11/13/2020	18.21	6.55	-----	0.028	6.43	332	x
		11/19/2020	8.80	6.2	196	0.069	4.05	218	
		12/1/2020	10.20	6.77	91.1	0.126	9.37	68.4	x
		12/17/2020	9.30	6.96	147	0.12	20.65	59.1	x
		12/30/2020	6.80	6.74	113.5	0.155	11.21	17	
		1/14/2021	9.50	7.45	153.5	0.161	13.81	13.8	
		1/27/2021	11.70	7.21	156.3	0.13	12.73	85.4	x
		2/12/2021	6.70	7.04	185.1	0.119	17.05	61.8	x
		2/26/2021	10.50	6.79	239.6	0.14	9.89	36.5	
		3/10/2021	17.50	7.85	153.5	0.161	13.23	12.59	
		3/19/2021	11.90	6.76	209.8	0.105	8.07	65.8	x
		3/24/2021	15.20	7.35	158.8	0.149	9.12	36	
		3/26/2021	19.90	7.09	168.7	0.107	9.34	68.1	x
		4/7/2021	21.70	7.52	164.4	0.163	13.99	12.78	
		4/21/2021	18.70	7.6	172.6	0.183	9.1	3.9	
		5/5/2021	21.60	7.52	143.8	0.165	8.96	19.8	
		5/20/2021	21.10	7.7	184.4	0.194	13.04	6.52	
		6/3/2021	21.50	7.81	97	0.211	12.01	5.01	
		6/9/2021	25.20	7.47	151.8	0.132	9.76	71.4	x
		6/16/2021	22.50	7.53	122.7	0.2	10.33	11.24	
		7/2/2021	25.80	6.88	127.6	0.119	7.74	153	
		7/14/2021	26.20	6.96	122.9	0.214	10.26	10.6	
		7/16/2021	28.40	7.33	98.1	0.165	8.84	80.8	x
		7/20/2021	25.10	6.56	134.1	0.137	11.09	88.6	x
		7/28/2021	25.10	7.54	113.5	0.182	3.49	23.5	x
		8/11/2021	23.20	7.39	147.3	0.211	8.53	5.84	
		8/18/2021	25.90	7.41	106.9	0.127	7.68	61.6	x
		8/25/2021	24.10	7.9	139.2	0.183	7.93	12.8	
		9/8/2021	22.40	7	172.5	0.104	7.82	6.68	
		9/22/2021	22.90	7.41	221.8	0.158	6.05	19.1	
		10/6/2021	21.40	7.22	110.7	0.194	5.98	13.73	
		10/19/2021	13.70	7.08	136.8	0.206	8.5	23.4	
		11/1/2021	14.60	7.32	131.2	0.182	7.94	3.95	
		11/17/2021	8.80	7.56	240.4	0.185	9.2	4.56	
		12/1/2021	7.70	7.63	244.5	0.189	18.53	4.74	
		12/15/2021	7.20	7.74	143.5	0.186	13.8	5.08	
		12/30/2021	15.50	7.7	120.2	0.199	8.3	4.34	
		1/6/2022	9.20	7.49	215.3	0.132	14.18	60.6	x
		1/12/2022	4.90	7.57	127	0.159	13.21	28	
		1/19/2022	8.90	7.54	140.8	0.116	12.43	58.3	x
		1/26/2022	6.70	7.72	101.6	0.187	12.23	15.7	
		2/9/2022	8.60	7.6	137.4	0.178	12.94	21.2	

Table 2. Surface Water General Parameter Measurements

2020-L1-SR2448 Incident

Location ID	Description	Date	Temperature (°C)	pH (STU)	ORP (mV)	Conductivity (mS/cm)	DO (mg/L)	Turbidity (NTU)	Rain Event
SW-3	South Prong Clark Creek (Downgradient of the leak site)	8/15/2020	25.04	7.65	109	0.113	7.17	224	
		8/16/2020	22.52	7.54	123	0.099	7.67	250	
		8/17/2020	22.66	7.64	125	0.131	7.76	248	
		8/18/2020	20.10	7.68	111	0.151	7.65	198	
		8/19/2020	22.98	7.66	147	0.166	6.02	27.3	
		8/20/2020	21.92	7.8	99	0.176	5.37	20.9	
		8/21/2020	21.40	7.64	128	0.16	3.79	94.2	
		8/22/2020	22.26	7.88	113	0.154	6.66	35.5	
		8/27/2020	24.99	7.83	162	0.187	6	8.2	
		9/1/2020	25.34	7.61	162	0.105	5.81	141	x
		9/2/2020	27.13	7.12	176	0.071	4.52	238	x
		9/3/2020	25.18	7.38	158	0.100	5.4	98.5	x
		9/10/2020	24.46	7.67	177	0.18	6.11	30.9	
		9/17/2020	21.41	7.29	190	0.087	6.67	ORWQM	
		9/19/2020	19.90	7.41	177	0.107	5.95	50.1	x
		9/24/2020	16.97	7.14	149	0.126	12.27	0	
		9/26/2020	18.52	6.4	195	0.066	9.22	187	x
		10/1/2020	17.16	7.32	144	0.125	3.33	244	
		10/7/2020	15.77	6.68	272	0.23	9.85	0	
		10/12/2020	21.09	6.57	252	0.068	6.17	420	x
		10/22/2020	16.54	6.69	199	0.158	5.84	3.5	
		10/31/2020	12.55	7.47	200	0.107	9.87	164	
		11/5/2020	16.33	6.99	143	0.095	5.99	50.6	
		11/13/2020	17.53	6.79	226	0.03	6.27	429	x
		11/19/2020	8.58	6.65	151	0.121	7.61	62	
		12/1/2020	11.00	6.95	154.6	0.145	10.57	52.8	x
		12/17/2020	9.00	6.87	231.4	0.153	11.46	54.8	x
		12/30/2020	6.90	6.92	52.1	0.176	10.69	14.8	
		1/14/2021	10.00	7.34	144.1	0.18	12.69	12.9	
		1/27/2021	11.60	7.27	186.7	0.127	16.64	89.3	x
		2/12/2021	6.60	7.1	175.4	0.112	13.41	60	x
		2/26/2021	10.10	6.9	234.6	0.163	11.11	21.7	
		3/10/2021	17.80	7.35	140.5	12.28	0.191	12.01	
		3/19/2021	11.50	6.81	196.7	0.082	8.91	86.6	x
		3/24/2021	15.30	7.33	139.2	0.174	9.19	18.3	
		3/26/2021	20.00	7.06	181	0.093	9.64	71.3	x
		4/7/2021	21.80	7.44	148.1	0.192	12.44	15.6	
		4/21/2021	18.40	7.46	121	0.225	12.46	8.44	
		5/5/2021	21.30	7.39	169.7	0.159	8.82	35.7	
		5/20/2021	21.90	7.71	169.8	0.235	8.69	10.59	
		6/3/2021	22.10	7.75	88.5	0.26	12.96	8.54	
		6/9/2021	25.30	7.05	158	0.114	9.22	81.3	x
		6/16/2021	24.20	7.3	127.1	0.255	8.3	7.68	
		7/2/2021	23.60	6.69	132.3	0.112	11.38	63.9	
		7/14/2021	25.30	7.03	214.7	0..263	14.23	14.28	
		7/16/2021	27.60	7.22	102.2	0.163	9.95	105.6	x
		7/20/2021	24.40	6.45	145.9	0.14	11.63	72	x
		7/28/2021	25.10	7.58	99.8	0.222	3.87	78.6	x
		8/11/2021	23.50	7.39	140	0.24	9.52	4.81	
		8/18/2021	24.10	7.47	104.2	0.099	7.32	148	x
		8/25/2021	24.00	7.99	129.9	0.243	7.19	4.48	
		9/8/2021	22.70	6.96	176.1	0.198	6.86	39.7	
		9/22/2021	23.00	7.38	214.4	0.164	4.76	13.5	
		10/6/2021	21.20	7.23	112.9	0.298	7.64	2.9	
		10/19/2021	12.80	6.92	136.2	0.272	8.34	1.92	
		11/1/2021	14.00	7.18	114	0.254	8.94	1.78	
		11/17/2021	8.20	7.43	195.8	0.255	12.01	2.18	
		12/1/2021	7.80	7.26	163.4	0.218	14.49	1.54	
		12/15/2021	6.70	7.59	122.3	0.232	13.67	3.98	
		12/30/2021	15.40	7.48	86.2	0.249	9.53	3.08	
		1/6/2022	8.70	7.11	201	0.187	11.45	35.7	x
		1/12/2022	4.50	7.66	110.6	0.235	12.45	7.99	
		1/19/2022	7.00	7.53	130.6	0.256	12.93	25.6	x
		1/26/2022	6.90	7.54	89	0.192	11.29	8.4	
		2/9/2022	8.50	7.5	105.5	0.196	11.9	13.9	

Table 2. Surface Water General Parameter Measurements

2020-L1-SR2448 Incident

Location ID	Description	Date	Temperature (°C)	pH (STU)	ORP (mV)	Conductivity (mS/cm)	DO (mg/L)	Turbidity (NTU)	Rain Event
SW-4	Clarke Creek (Downgradient of North/South Prong Clark Creek confluence)	8/15/2020	25.06	7.7	108	0.124	8.00	168	
		8/16/2020	22.85	7.62	96	0.099	7.32	299	
		8/17/2020	23.03	7.55	87	0.127	8.00	125	
		8/18/2020	20.96	7.60	106	0.129	7.07	96.7	
		8/19/2020	23.79	7.63	145	0.147	6.66	29.3	
		8/20/2020	22.41	7.77	90	0.155	4.98	22.5	
		8/21/2020	21.74	7.69	114	0.163	6.17	40.2	
		8/22/2020	22.20	7.9	102	0.14	7.59	42	
		8/27/2020	25.56	7.71	187	0.172	6.01	7.6	
		9/1/2020	25.61	7.43	138	0.116	5.73	58	x
		9/2/2020	27.75	6.75	187	0.078	4.97	278	x
		9/3/2020	25.69	6.86	165	0.103	4.16	131	x
		9/10/2020	24.07	7.44	173	0.153	6.45	23.9	
		9/17/2020	21.04	7.2	183	0.127	5.82	886	
		9/19/2020	20.06	7.23	156	0.103	7.04	71.7	x
		9/24/2020	17.01	6.51	174	0.108	8.9	0	
		9/26/2020	18.63	6.12	187	0.067	9.09	215	x
		10/1/2020	16.78	6.64	180	0.116	7.32	41	
		10/7/2020	21.92	7.01	195	0.203	4.92	0	
		10/12/2020	21.05	6.28	269	0.067	6.08	432	x
		10/22/2020	16.12	6.16	240	0.13	8.86	69.2	
		10/31/2020	12.21	7.35	184	0.098	4.04	168	
		11/5/2020	18.22	6.82	170	0.085	7	54.1	
		11/13/2020	17.44	6.57	245	0.028	9.01	442	x
		11/19/2020	8.61	6.08	191	0.106	7.61	113	
		12/1/2020	11.00	6.97	167.9	0.182	8.32	68	x
		12/17/2020	9.20	6.88	262.4	0.127	14.08	55.3	x
		12/30/2020	6.90	7.01	115.5	0.167	11.01	16.1	
		1/14/2021	10.00	7.55	151.1	0.174	11.48	14.04	
		1/27/2021	10.60	7.27	195.1	0.131	11.48	86.3	x
		2/12/2021	5.90	7.14	186.7	0.115	13.3	58.1	x
		2/26/2021	9.70	7.07	269.1	0.155	11.26	27.1	
		3/10/2021	17.40	7.56	178.2	0.182	11.74	10.97	
		3/19/2021	11.50	6.94	218.4	0.092	9.85	80.3	x
		3/24/2021	15.90	7.45	160.9	0.165	10.63	27.6	
		3/26/2021	20.40	6.94	179.9	0.095	9.69	75.1	x
		4/7/2021	22.10	7.47	183.1	0.179	11.97	22.1	
		4/21/2021	19.10	7.51	174	0.221	9.83	6.36	
		5/5/2021	22.00	7.63	147.2	0.177	11.72	25.3	
		5/20/2021	22.20	7.79	188.8	0.231	9.54	7.22	
		6/3/2021	22.60	7.83	93.9	0.264	12.11	4.57	
		6/9/2021	25.40	7.2	181.6	0.122	8.61	66.9	x
		6/16/2021	23.10	7.77	124.2	0.22	10.26	9.08	
		7/2/2021	24.10	6.99	128.6	0.102	7.27	108	
		7/14/2021	26.30	7.18	100.5	0.22	13.52	12.6	
		7/16/2021	27.20	7.25	168.3	0.147	10.07	102.8	x
		7/20/2021	24.50	6.71	139	0.139	11.14	91.7	x
		7/28/2021	25.80	6.77	136.4	0.176	2.36	122	x
		8/11/2021	24.60	7.25	141.8	0.201	8.3	16.6	
		8/18/2021	25.10	7.56	107	0.09	7.63	624	x
		8/25/2021	24.70	7.28	158.1	0.207	7.54	6.46	
		9/8/2021	23.30	6.99	172.4	0.233	7.67	22.9	
		9/22/2021	23.30	7.03	241.7	0.132	5.73	57.2	
		10/6/2021	22.20	7.11	121.2	0.237	6.86	3.79	
		10/19/2021	15.20	7.03	123.1	0.239	9.48	2.38	
		11/1/2021	15.30	7.07	131.4	0.214	9.78	1.94	
		11/17/2021	9.60	7.51	217.4	0.198	12.45	2.18	
		12/1/2021	9.50	7.41	189.4	0.221	15.86	2.85	
		12/15/2021	8.00	7.6	101.8	0.159	12.86	6.07	
		12/30/2021	15.80	7.64	75.7	0.203	9.8	4.1	
		1/6/2022	10.00	7.44	217	0.141	12.46	103	x
		1/12/2022	5.60	7.56	125.1	0.176	12.6	22.3	
		1/19/2022	8.50	7.34	480.4	0.146	11.42	104	x
		1/26/2022	7.70	7.66	81.8	0.216	11.5	11.45	
		2/9/2022	9.20	7.63	215.3	0.184	11.95	18.4	

Table 2. Surface Water General Parameter Measurements

2020-L1-SR2448 Incident

Location ID	Description	Date	Temperature (°C)	pH (STU)	ORP (mV)	Conductivity (mS/cm)	DO (mg/L)	Turbidity (NTU)	Rain Event
SW-5	Ramah Creek (Upgradient of SW-6)	8/15/2020	25.44	7.49	51	0.156	6.92	14.3	
		8/16/2020	23.57	7.59	55	0.123	8.70	16.6	
		8/17/2020	22.57	7.42	62	0.144	5.81	24.3	
		8/18/2020	20.28	7.54	37	0.142	7.87	0.00	
		8/19/2020	23.98	7.75	136	0.151	6.72	51.1	
		8/20/2020	22.06	7.77	86	0.151	6.04	0	
		8/21/2020	21.73	7.74	109	0.149	5.3	39.1	
		8/22/2020	22.29	7.77	73	0.137	7.38	21.6	
		8/27/2020	26.12	7.59	177	0.159	5.29	8.9	
		9/1/2020	25.13	7.29	120	0.108	5.47	858	x
		9/2/2020	27.51	6.59	151	0.073	4.48	233	x
		9/3/2020	24.87	5.99	213	0.100	4.02	217	x
		9/10/2020	23.80	7.4	173	0.15	5.96	10	
		9/17/2020	21.28	7.05	191	0.102	4.96	505	
		9/19/2020	20.82	6.96	149	0.1	6.16	98.8	x
		9/24/2020	17.04	6.69	183	0.101	4.22	0	
		9/26/2020	18.34	6.1	194	0.064	6.05	271	x
		10/1/2020	17.16	6.87	136	0.11	4.82	9.7	
		10/7/2020	22.65	7.06	133	0.176	6.12	0.3	
		10/12/2020	20.35	6.03	282	0.057	3.15	389	x
		10/22/2020	16.03	6.37	225	0.119	7.43	14.1	
		10/31/2020	12.23	6.45	240	0.102	6.47	297	
		11/5/2020	17.06	6.68	170	0.08	7.56	54.2	
		11/13/2020	17.11	6.4	250	0.026	6.39	314	x
		11/19/2020	7.94	5.89	189	0.091	5.44	136	
		12/1/2020	11.00	6.69	184.3	0.137	8.17	60.7	x
		12/17/2020	8.70	6.62	235.2	0.115	12.8	61.3	x
		12/30/2020	6.90	7.08	80.9	0.143	12.34	14.9	
		1/14/2021	10.60	7.42	126.2	0.144	13.11	13.9	
		1/27/2021	10.50	7.12	186.9	0.115	14.76	64.7	x
		2/12/2021	6.20	7.01	179	0.102	17.02	36.5	x
		2/26/2021	9.80	7.02	269.5	0.115	10.26	42.1	
		3/10/2021	18.20	7.46	176.3	0.151	12.61	12	
		3/19/2021	11.60	6.92	207.5	0.075	12.93	93.2	x
		3/24/2021	16.20	7.4	157.5	0.135	8.13	19.4	
		3/26/2021	19.90	6.83	192.1	0.075	8.89	94.5	x
		4/7/2021	24.00	7.36	180.2	0.146	9.52	29.8	
		4/21/2021	19.60	6.92	131.8	0.137	9.86	80.9	
		5/5/2021	23.30	7.6	168.8	0.161	11.4	19.1	
		5/20/2021	24.50	7.72	186.6	0.192	12.15	9.34	
		6/3/2021	24.60	7.59	106.3	0.186	9.75	11.62	
		6/9/2021	27.30	7.31	160.8	0.169	8.74	259	x
		6/16/2021	25.50	7.8	156.3	0.201	10.57	8.01	
		7/2/2021	22.80	6.11	170.9	0.097	8.3	ORWQM	
		7/14/2021	28.40	7.32	80	0.212	12.79	13	
		7/16/2021	28.30	6.92	116.2	0.18	9.22	106.8	x
		7/20/2021	24.50	6.6	176.2	0.116	10.88	143	x
		7/28/2021	27.90	7.03	107.9	0.191	2.25	35.4	x
		8/11/2021	27.30	7.15	162.1	0.213	8.38	3.13	
		8/18/2021	25.70	7.44	105.5	0.107	6.7	182	x
		8/25/2021	27.20	7.78	119.9	0.212	7.02	2.15	
		9/8/2021	26.40	7.33	118.3	0.203	7.65	2.47	
		9/22/2021	23.40	6.93	250.3	0.147	5.03	27.1	
		10/6/2021	23.20	7.24	67.6	0.234	7.37	2.72	
		10/19/2021	18.20	6.96	48.4	0.226	9.13	1.97	
		11/1/2021	16.90	6.97	51	0.214	7.73	2.16	
		11/17/2021	11.10	7.43	196.1	0.216	11.28	3.48	
		12/1/2021	11.10	7.15	214.7	211.8	16.55	2	
		12/15/2021	9.40	7.41	142.9	0.189	12.33	15.8	
		12/30/2021	15.90	7.36	21.8	0.195	7.21	7.74	
		1/6/2022	10.80	7.2	130.4	0.129	11.38	71.5	x
		1/12/2022	7.30	7.55	89.8	0.158	11.7	35.3	
		1/19/2022	6.60	7.18	105.6	0.194	13.02	37	x
		1/26/2022	8.90	7.56	52.4	0.175	11.93	11.7	
		2/9/2022	10.90	7.36	115	0.146	10.99	32	

Table 2. Surface Water General Parameter Measurements

2020-L1-SR2448 Incident

Location ID	Description	Date	Temperature (°C)	pH (STU)	ORP (mV)	Conductivity (mS/cm)	DO (mg/L)	Turbidity (NTU)	Rain Event
SW-6	Clarke Creek (Downgradient of Ramah Creek confluence)	8/15/2020	25.97	7.56	109	0.131	6.50	20.7	
		8/16/2020	24.06	7.13	125	0.107	4.42	122	
		8/17/2020	24.06	7.64	124	0.139	7.38	71.3	
		8/18/2020	21.92	7.49	110	0.136	7.03	52.4	
		8/19/2020	23.21	7.56	127	0.142	7.7	23	
		8/20/2020	22.42	7.79	126	0.151	6.38	17	
		8/21/2020	22.09	7.56	131	0.14	5.55	15.7	
		8/22/2020	22.52	7.69	113	0.138	6.03	28	
		8/27/2020	25.02	7.64	228	0.17	5.32	3.8	
		9/1/2020	26.00	7.19	156	0.151	5.08	103	x
		9/2/2020	27.23	6.34	224	0.058	2.51	389	x
		9/3/2020	25.38	6.57	202	0.057	4.38	135	x
		9/10/2020	24.48	7.02	211	0.16	4.93	18.7	
		9/17/2020	21.66	6.76	225	0.133	5.51	39	
		9/19/2020	21.06	6.82	279	0.111	5.53	57.5	x
		9/24/2020	17.19	6.67	195	0.108	10	21.4	
		9/26/2020	19.04	6.22	207	0.052	9.75	102	x
		10/1/2020	17.17	6.84	179	0.119	7.72	19.5	
		10/7/2020	22.00	7.1	186	0.207	6.05	0.5	
		10/12/2020	20.95	5.72	291	0.046	1.35	515	x
		10/22/2020	15.92	6.48	245	0.136	2.87	20.9	
		10/31/2020	13.23	6.72	256	0.108	3.45	209	
		11/5/2020	15.77	6.54	208	0.069	8.21	116	
		11/13/2020	18.17	6.3	259	0.02	7.7	410	x
		11/19/2020	7.62	6.09	204	0.11	8.15	106	
		12/1/2020	10.00	6.48	204.6	0.135	5.65	46	x
		12/17/2020	7.60	6.04	288	0.189	15	57.1	x
		12/30/2020	6.20	6.8	36	0.185	10.04	21.7	
		1/14/2021	9.90	7.2	110.6	0.174	12.44	16.9	
		1/27/2021	9.70	6.88	223.1	0.123	16.67	74.1	x
		2/12/2021	6.10	6.94	185.2	0.125	16.57	33.6	x
		2/26/2021	9.60	6.86	278.3	0.143	11.38	28.9	
		3/10/2021	16.90	7.09	99.1	0.194	12.37	17.5	
		3/19/2021	11.70	6.7	221.4	0.081	9.31	98.4	x
		3/24/2021	16.40	7.3	194.6	0.154	10.37	23.5	
		3/26/2021	17.60	6.68	210.3	0.062	10.48	126	x
		4/7/2021	22.20	7.02	186	0.161	12.07	18.6	
		4/21/2021	19.90	7.12	167.2	0.201	10.29	21.2	
		5/5/2021	22.50	7.4	155.8	0.171	6.68	24	
		5/20/2021	24.40	7.63	187.5	0.215	8.64	8.01	
		6/3/2021	24.00	7.68	111.4	0.23	10.46	8.29	
		6/9/2021	26.50	7.13	189.9	0.125	10.07	94.4	x
		6/16/2021	25.30	7.6	135.1	0.214	9.09	7.89	
		7/2/2021	23.30	6.19	171.6	0.094	7.75	840	
		7/14/2021	27.00	7.26	113	0.22	11.09	18.7	
		7/16/2021	28.20	6.43	141	0.161	7.54	78.5	x
		7/20/2021	24.40	5.93	198.8	0.096	7.2	63	x
		7/28/2021	27.60	6.95	115.2	0.181	2.14	83.9	x
		8/11/2021	26.60	7.62	141.9	0.21	7.73	13	
		8/18/2021	24.80	7.05	118	0.1	2.96	264	x
		8/25/2021	26.50	7.79	133.4	0.199	6.85	6.68	
		9/8/2021	25.40	7.07	140.1	0.227	6.59	6.2	
		9/22/2021	23.30	6.91	258.7	0.195	5.17	24.5	
		10/6/2021	22.30	7.46	90.2	0.243	5.72	3.86	
		10/19/2021	13.60	7.26	116.5	0.232	7.51	2.71	
		11/1/2021	15.60	7.05	119.3	0.221	7.81	4.85	
		11/17/2021	9.90	7.5	277	0.219	10.05	3.96	
		12/1/2021	Not collected due to new fence and a notice of no trespassing						
		12/15/2021	Not collected due to new fence and a notice of no trespassing						
		12/30/2021	Not collected due to new fence and a notice of no trespassing						
		1/6/2022	Not collected due to new fence and a notice of no trespassing						x
		1/12/2022	Not collected due to new fence and a notice of no trespassing						
		1/19/2022	Not collected due to new fence and a notice of no trespassing						x
		1/26/2022	Not collected due to new fence and a notice of no trespassing						
		2/9/2022	Not collected due to new fence and a notice of no trespassing						

Table 2. Surface Water General Parameter Measurements

2020-L1-SR2448 Incident

Location ID	Description	Date	Temperature (°C)	pH (STU)	ORP (mV)	Conductivity (mS/cm)	DO (mg/L)	Turbidity (NTU)	Rain Event
SW-7	Rocky River (Downgradient of Clarke River confluence)	8/15/2020	25.81	7.56	132	0.175	6.65	45.5	
		8/16/2020	23.98	7.33	127	0.103	6.02	254	
		8/17/2020	25.00	7.76	101	0.122	6.89	102	
		8/18/2020	22.22	7.54	114	0.16	7.15	71.7	
		8/19/2020	22.89	7.63	118	0.181	6.39	41.5	
		8/20/2020	22.67	7.75	145	0.179	6.02	33.5	
		8/21/2020	22.54	7.57	141	0.191	6.08	49	
		8/22/2020	22.66	7.65	124	0.161	6.11	52.9	
		8/27/2020	25.42	7.88	247	0.24	5.61	25	
		9/1/2020	25.66	7.00	183	0.106	4.72	197	x
		9/2/2020	31.26	4.96	338	2.28	6.15	163	x
		9/3/2020	26.12	5.81	312	0.134	3.51	108	x
		9/10/2020	24.39	6.19	303	0.216	6.02	26.6	
		9/17/2020	21.81	5.93	287	0.21	6.37	138	
		9/19/2020	21.22	6.65	335	0.127	6.16	43.2	x
		9/24/2020	17.50	6.06	194	0.161	5.4	10	
		9/26/2020	18.85	5.67	200	0.088	10.57	189	x
		10/1/2020	16.43	6.08	217	0.133	6.35	57.9	
		10/7/2020	23.92	6.96	207	0.242	5.45	6.8	
		10/12/2020	20.01	5.03	309	0.134	2.07	410	x
		10/22/2020	17.12	6.06	265	0.174	3.81	22.5	
		10/31/2020	13.82	6.15	256	0.124	0.44	167	
		11/5/2020	18.47	5.99	209	0.136	6.17	64.1	
		11/13/2020	18.16	6.03	263	0.037	2.5	357	x
		11/19/2020	8.09	5.78	271	0.145	3.81	105	
		12/1/2020	11.60	6.5	234.2	0.018	10.51	70.3	x
		12/17/2020	10.60	3.96	202.9	0.01	12.56	64.7	x
		12/30/2020	6.70	7.02	86.5	0.192	10.4	18.3	
		1/14/2021	10.00	7.47	116	0.202	14.41	18.3	
		1/27/2021	9.50	6.75	243.3	0.15	12.84	64.8	x
		2/12/2021	6.90	7.12	193.6	0.134	12.26	53.7	x
		2/26/2021	10.00	7.11	283.9	0.175	10.25	19.5	
		3/10/2021	16.70	7.63	164.1	0.203	15.78	12.28	
		3/19/2021	13.00	7.09	204	0.099	8.75	98.6	x
		3/24/2021	17.20	7.44	192.4	0.189	12.37	17	
		3/26/2021	18.90	6.69	203.7	0.073	9.35	138	x
		4/7/2021	21.40	7.31	197.1	0.201	10.56	15.7	
		4/21/2021	20.20	7.59	163.9	0.234	10.8	11.56	
		5/5/2021	22.90	7.56	181.9	0.18	10.66	18.9	
		5/20/2021	24.70	7.67	170.6	0.259	9.86	12.5	
		6/3/2021	24.20	7.82	99	0.284	11.15	12.3	
		6/9/2021	25.50	7.34	183.5	0.283	7.46	50.2	x
		6/16/2021	25.30	7.74	173.6	0.287	10.4	13.95	
		7/2/2021	24.20	6.58	161.9	0.179	6.57	81.7	
		7/14/2021	28.70	7.53	97.9	0.315	11.19	14.15	
		7/16/2021	28.80	7.03	153.3	0.263	9.96	42.9	x
		7/20/2021	24.80	6.41	172.1	0.154	10.15	71.4	x
		7/28/2021	27.60	6.87	120.7	0.215	2.22	43	x
		8/11/2021	27.30	7.13	181.4	0.331	8.2	5.48	
		8/18/2021	25.20	7.25	118.2	0.103	6.2	68	x
		8/25/2021	27.20	7.83	144.3	0.312	7.28	6.95	
		9/8/2021	25.40	6.99	172.1	0.284	7.46	35.3	
		9/22/2021	23.90	7.19	243.3	0.165	4.73	51.9	
		10/6/2021	23.30	7.35	110.9	0.338	8.43	6.01	
		10/19/2021	15.20	7.15	143.2	0.386	10.23	62	
		11/1/2021	15.90	7.12	139	0.321	9.27	4.97	
		11/17/2021	10.10	7.51	308.5	0.318	11.82	6.59	
		12/1/2021	9.40	7.18	290.8	0.324	14.58	6.97	
		12/15/2021	8.10	7.56	169.4	0.292	12.55	7.38	
		12/30/2021	16.10	7.61	133	0.29	9.3	6.45	
		1/6/2022	9.60	7.33	205.5	0.19	12.26	32.5	x
		1/12/2022	5.60	7.35	70.1	0.249	10.74	17.3	
		1/19/2022	6.50	7.34	135.4	0.294	12.92	23.4	x
		1/26/2022	7.70	7.73	129.7	0.271	12.33	13.39	
		2/9/2022	8.60	7.54	165.1	0.207	14.32	25	

Table 2. Surface Water General Parameter Measurements

2020-L1-SR2448 Incident

Location ID	Description	Date	Temperature (°C)	pH (STU)	ORP (mV)	Conductivity (mS/cm)	DO (mg/L)	Turbidity (NTU)	Rain Event
SW-8	Rocky River (Downgradient of Clarke River confluence)	8/15/2020	25.72	7.65	105	0.164	7.71	56.4	
		8/16/2020	24.19	7.47	136	0.098	6.34	280	
		8/17/2020	25.66	7.84	134	0.189	6.88	15.5	
		8/18/2020	22.44	7.60	105	0.15	6.9	73.3	
		8/19/2020	23.05	7.58	130	0.171	5.34	43.5	
		8/20/2020	22.77	7.68	178	0.168	3.6	50.4	
		8/21/2020	22.73	7.53	127	0.193	5.7	33.5	
		8/22/2020	22.72	7.72	115	0.145	6.5	60.1	
SW-9	Rocky River (Downgradient of Clarke River confluence)	8/15/2020	25.27	7.57	126	0.165	5.61	93.1	
		8/16/2020	23.83	7.49	125	0.087	4.11	332	
		8/17/2020	23.01	7.40	98	0.117	6.77	101	
		8/18/2020	23.12	7.60	140	0.135	6.47	72.2	
		8/19/2020	23.31	7.33	136	0.161	5.9	34.1	
		8/20/2020	23.45	7.45	203	0.139	5.34	40.1	
		8/21/2020	23.43	7.33	126	0.168	4.86	23.5	
		8/22/2020	22.99	7.55	131	0.156	6.24	109	
SW-10	Rocky River (Downgradient of Clarke River confluence)	8/15/2020	25.44	7.56	127	0.169	6.18	77.7	
		8/16/2020	24.14	7.34	125	0.091	5.39	459	
		8/17/2020	23.15	7.31	113	0.134	6.16	115	
		8/18/2020	23.52	7.62	142	0.158	6.36	154	
		8/19/2020	23.54	7.2	147	0.191	5.46	3.89	
		8/20/2020	23.1	7.45	158	0.112	5.62	219	
		8/21/2020	23.61	7.2	152	0.124	4.95	35.1	
		8/22/2020	23.39	7.53	128	0.163	5.43	62.3	
SW-11	Rocky River (Downgradient of Mallard Creek)	8/15/2020	25.01	7.60	125	0.155	7.15	143	
		8/16/2020	24.24	7.02	153	0.086	5.33	466	
		8/17/2020	23.20	7.3	128	0.112	6.82	144	
		8/18/2020	23.6	7.59	121	0.143	6.36	90.5	
		8/19/2020	23.4	7.11	191	0.151	4.2	105	
		8/20/2020	23.06	7.55	201	0.098	5.05	359	
		8/21/2020	23.33	6.88	198	0.143	3.67	48.9	
		8/22/2020	23.28	7.58	124	0.139	6.29	55.6	
SW-12	Rocky River (Downgradient of Back Creek)	8/15/2020	25.03	7.61	130	0.159	6.98	157	
		8/16/2020	24.22	7.22	150	0.091	6.01	433	
		8/17/2020	23.10	7.45	121	0.105	6.74	152	
		8/18/2020	23.73	7.73	120	0.141	7.07	117	
		8/19/2020	23.31	6.9	226	0.153	5.45	56.8	
		8/20/2020	23.12	7.72	119	0.096	5.83	565	
		8/21/2020	23.36	6.38	266	0.138	4.66	51.3	
		8/22/2020	23.27	7.74	124	0.148	6.11	93.7	

Table 2. Surface Water General Parameter Measurements

2020-L1-SR2448 Incident

Location ID	Description	Date	Temperature (°C)	pH (STU)	ORP (mV)	Conductivity (mS/cm)	DO (mg/L)	Turbidity (NTU)	Rain Event
		9/1/2020	25.73	5.6	76	0.13	1.2	228	x
		9/2/2020	28.17	7.13	171	0.121	2.95	6.97	x
		9/3/2020	31.55	6.24	183	0.113	4.99	516	x
		9/10/2020	25.85	7.16	114	0.12	6.24	188	
		9/17/2020	22.23	7.3	108	0.098	5.81	566	
		9/19/2020	22.30	5.66	132	0.082	0	190	x
		9/24/2020	20.94	7.02	168	0.03	2.31	336	
		9/26/2020	20.81	6.55	157	0.063	3.79	645	x
		10/1/2020	31.28	6.27	64	0.066	3.98	0	
		10/7/2020	20.20	5.97	179	0.109	6.35	24.9	
		10/12/2020	23.51	6.06	225	0.098	3.94	98	x
		10/22/2020	21.86	6.17	55	0.113	8.47	728	
		10/31/2020	18.52	6.65	131	0.076	9.83	373	
		11/5/2020	19.86	6.78	138	0.048	6.09	86.5	
		11/13/2020	18.24	6.62	147	0.037	7.97	704	x
		11/19/2020	14.36	6.35	99	0.07	253	649	
		12/1/2020	13.50	5.89	116.3	0.128	7.93	18.5	x
		12/17/2020	11.10	5.86	229.5	0.136	7.3	19.8	x
		12/30/2020	7.80	5.95	228.2	0.149	9.87	11.25	
		1/14/2021	8.40	6.64	164	0.164	11.45	9.2	
		1/27/2021	12.10	6.74	133.3	0.148	19.2	13.06	x
		2/12/2021	5.90	6.3	205.3	0.138	11.91	49.5	x
		2/26/2021	9.50	5.15	302.9	0.105	7.85	11.52	
		3/10/2021	12.90	6.71	216.2	0.098	14.29	22.2	
		3/19/2021	11.20	6.4	197.5	0.1	7.58	43.5	x
		3/24/2021	14.90	5.78	230.6	0.102	5.1	12.9	
		3/26/2021	18.10	6.2	202.5	0.087	10.2	28.9	x
		4/7/2021	19.30	6.16	213.3	0.96	9.2	18.4	
SW-Seep	**Downgradient of Spill Location**	4/21/2021	20.00	5.94	157.6	0.103	8.89	24.8	
		5/5/2021	21.80	6.76	143.3	0.117	5.22	60.5	
		5/20/2021	26.80	6.23	204.1	0.132	10.32	45.3	
		6/3/2021	23.80	6.57	133.2	0.125	9.21	39.5	
		6/9/2021	29.90	6.01	207.7	0.163	8.96	122	x
		6/16/2021	24.80	7.54	140.1	0.127	9.42	36.9	
		7/2/2021	25.60	5.99	154.3	0.118	10.13	280	
		7/14/2021	31.00	7.31	136	0.143	11.91	61.1	
		7/16/2021	28.50	5.49	172	0.128	11.43	98.9	x
		7/20/2021	25.70	5.5	171.6	0.124	9.2	50	x
		7/28/2021	25.50	5.33	206.6	0.121	4.17	47.1	x
		8/11/2021	27.90	5.83	196.8	0.126	8.4	46.7	
		8/18/2021	24.20	5.83	148.8	0.093	1.78	68.6	x
		8/25/2021	28.40	7.46	168.1	0.129	5.92	56.6	
		9/8/2021	22.50	6.27	103	0.128	1.75	ORWQM	
		9/22/2021	22.60	6.77	134.6	170.4	1.55	906	
		10/6/2021	21.20	6.44	83.2	0.181	3.15	637	
		10/19/2021	13.90	6.67	191.1	0.203	8.23	91	
		11/1/2021	16.90	7.04	175.8	0.279	6.1	709 AU	
		11/17/2021	Sample was not collected. There was not enough water at the location to collect.						
		12/1/2021	Sample was not collected. There was not enough water at the location to collect.						
		12/15/2021	Sample was not collected. There was not enough water at the location to collect.						
		12/30/2021	Sample was not collected. There was not enough water at the location to collect.						
		1/6/2022	13.60	6.60	120.60	0.109	6.61	224	x
		1/12/2022	6.20	6.70	101.60	0.137	8.78	246	
		1/19/2022	3.00	7.07	42.10	0.139	11.23	107	x
		1/26/2022	10.20	6.69	84.70	0.114	7.59	91	
		2/9/2022	12.40	6.33	160.00	0.124	8.38	111	

Table 2. Surface Water General Parameter Measurements

2020-L1-SR2448 Incident

Location ID	Description	Date	Temperature (°C)	pH (STU)	ORP (mV)	Conductivity (mS/cm)	DO (mg/L)	Turbidity (NTU)	Rain Event
		9/1/2020	23.88	6.46	59	0.225	2.75	618	x
		9/2/2020	28.91	7.69	177	0.13	6.51	156	x
		9/3/2020	28.58	7.16	148	0.249	7.1	245	x
		9/10/2020	23.89	6.46	19	0.279	1.27	159	
		9/17/2020	22.36	7.45	176	0.123	6.45	59.2	
		9/19/2020	20.62	7.58	131	0.116	4.93	86.7	x
		9/24/2020	18.59	6.13	188	0.165	10.93	234	
		9/26/2020	20.36	6.86	151	0.086	2.3	2.03	x
		10/1/2020	18.98	6.55	88	0.14	1.89	358	
		10/7/2020	21.56	6.36	143	0.279	5	29.2	
		10/12/2020	23.52	6.26	218	0.114	8.4	262	x
		10/22/2020	20.08	6.59	161	0.242	9.1	704	
		10/31/2020	12.46	7.37	162	0.109	4.72	245	
		11/5/2020	17.09	6.41	156	0.084	4.99	202	
		11/13/2020	18.39	6.33	234	0.052	8.29	991	x
		11/19/2020	11.00	6.86	96	0.175	9.43	541	
		12/1/2020	10.60	6.44	61.7	0.165	9.91	26.8	x
		12/17/2020	9.10	6.6	128.6	0.146	10.07	16.5	x
		12/30/2020	5.80	6.05	130.7	0.164	10	9.5	
		1/14/2021	9.70	6.42	219.4	0.11	11.25	11.85	
		1/27/2021	13.90	6.24	196.9	0.106	13.48	15.7	x
		2/12/2021	6.30	5.6	238	0.185	11.57	56.6	x
		2/26/2021	9.50	5.43	235.4	0.132	9.88	16.8	
		3/10/2021	14.20	7.14	115.4	0.26	9.58	10.28	
		3/19/2021	11.70	6.71	186	0.116	9.21	42.3	x
		3/24/2021	14.50	6.31	164.6	0.179	8.45	18.7	
		3/26/2021	18.00	6.69	196.3	0.129	10.13	33.6	x
		4/7/2021	19.10	6.53	138	0.187	10.67	13.9	
SW-Confluence	**Downgradient of Spill Location**	4/21/2021	18.80	6.48	119	0.293	9.27	16.7	
		5/5/2021	21.80	6.88	93.6	0.293	8.07	29.4	
		5/20/2021	25.40	6.53	140.3	0.392	9.12	33.9	
		6/3/2021	21.60	6.6	135.8	0.496	9.6	56.2	
		6/9/2021	28.70	6.17	216.6	0.308	5.86	120	x
		6/16/2021	24.50	6.89	171.9	0.445	10.5	103	
		7/2/2021	23.90	5.91	121.3	0.194	10.69	44.2	
		7/14/2021	26.50	6.16	161	0.153	8.91	75.4	
		7/16/2021	28.40	6.26	104.4	0.438	8.02	20	x
		7/20/2021	24.00	5.93	145.4	0.215	9.17	28.2	x
		7/28/2021	23.00	6.5	96.2	0.436	4.52	12.75	x
		8/11/2021	24.80	5.9	139.6	0.497	8.47	44.9	
		8/18/2021	22.60	6.4	117.7	0.355	4.22	18.4	x
		8/25/2021	25.70	7.04	108.4	0.475	7.01	26.8	
		9/8/2021	25.80	6.7	93.7	0.481	6.94	103.3	
		9/22/2021	21.00	6.83	99.8	0.48	2.59	25.6	
		10/6/2021	20.50	6.46	33	0.483	2.73	38.9	
		10/19/2021	16.20	6.3	56.3	0.224	5.54	25.7	
		11/1/2021	18.50	6.64	72.5	0.437	5.78	47.2	
		11/17/2021	15.00	6.72	151.4	0.405	13	27.2	
		12/1/2021	12.50	7.01	82.3	0.273	7.95	4.87	
		12/15/2021	11.00	6.33	179.2	0.436	6.87	9.26	
		12/30/2021	15.00	6.45	193.6	0.389	4.62	47.6	
		1/6/2022	13.40	6.72	156.8	0.332	9.51	38.3	x
		1/12/2022	11.20	6.4	101.1	0.321	8.22	27.6	
		1/19/2022	5.20	7.1	78.4	0.136	11.34	57.5	x
		1/26/2022	11.00	6.72	100.7	0.278	8.68	76.8	
		2/9/2022	11.50	6.77	96.1	0.163	9.55	23.3	

Table 2. Surface Water General Parameter Measurements

2020-L1-SR2448 Incident

Location ID	Description	Date	Temperature (°C)	pH (STU)	ORP (mV)	Conductivity (mS/cm)	DO (mg/L)	Turbidity (NTU)	Rain Event
SW-Seep 2	Downgradient of SW-Seep Location	3/10/2021	13	7.01	121	0.23	9.16	2.64	
		3/19/2021	12	7.01	208.7	0.291	8.11	18.7	x
		3/24/2021	14.6	6.57	157.7	0.225	6.91	3.01	
		3/26/2021	18.31	6.74	170.5	0.219	9.95	15.4	x
		4/7/2021	18.9	6.84	138.9	0.232	9.5	4.6	
		4/21/2021	19.8	6.65	121.4	0.234	7.93	3.8	
		5/5/2021	21.7	7.11	140.6	0.282	9.46	8.86	
		5/20/2021	26.1	7.2	75.1	0.286	8.89	13.3	
		6/3/2021	21.9	7.38	30.8	0.237	10.23	11.3	
		6/9/2021	26.10	6.62	187.9	0.201	9.4	63	x
		6/16/2021	22.80	6.6	125.7	0.242	9.81	20	
		7/2/2021	22.70	6.1	123.1	0.218	9.27	26.2	
		7/14/2021	26.00	6.45	138.1	0.258	12.27	69.8	
		7/16/2021	27.90	6.62	121.6	0.262	9.5	25.9	x
		7/20/2021	23.20	6.66	86.1	0.25	9.94	9.33	x
		7/28/2021	26.50	6.73	161.3	0.234	4	37.8	x
		8/11/2021	23.80	6.18	121.6	0.232	10.23	9.69	
		8/18/2021	23.30	6.97	102.7	0.228	7.81	93	x
		8/25/2021	23.70	7.08	93.2	0.242	8.9	16.3	
		9/8/2021	24.00	6.54	111.3	0.231	9.45	4.69	
		9/22/2021	21.20	7.01	106.3	0.36	2.38	11.1	
		10/6/2021	19.70	6.48	10	0.233	5.93	75.6	
		10/19/2021	15.70	6.3	53.6	0.331	5.2	24.8	
		11/1/2021	18.40	6.77	159.5	0.235	6.13	1022 AU	
		11/17/2021	14.80	6.87	126.8	0.219	9.13	619 AU	
		12/1/2021	12.40	7.1	90.2	0.235	9.35	4.87	
		12/15/2021	11.10	6.13	162.9	0.422	8.02	36.1	
		12/30/2021	15.40	6.73	87.4	0.223	5.9	35.2	
		1/6/2022	13.30	7.16	86.1	0.227	8.86	38.7	x
		1/12/2022	10.50	6.9	87.6	0.238	9.04	70.4	
		1/19/2022	5.30	6.7	868.8	0.088	15.62	219	x
		1/26/2022	10.60	6.98	53.2	0.224	6.7	56	
		2/9/2022	13.60	7.03	89.9	0.234	7.76	16.6	
SW-Confluence 2	Downgradient of SW-Confluence Location	3/10/2021	13.2	7.34	107.6	0.228	8.14	18	
		3/19/2021	11.8	6.92	176.1	0.17	7.17	39.9	x
		3/24/2021	14.8	6.85	108.9	0.245	7.3	6.55	
		3/26/2021	17.95	6.97	157.3	0.183	10.21	21	x
		4/7/2021	19.1	7.1	122.7	0.269	9.37	13.7	
		4/21/2021	19.3	6.97	91	0.28	10.21	13.3	
		5/5/2021	21.6	7.04	75.5	0.288	7.22	19.9	
		5/20/2021	25.9	7.23	58.4	0.278	10.13	11.9	
		6/3/2021	22.3	7.3	74.4	0.29	8.56	81.9	
		6/9/2021	28.30	6.81	161.1	0.255	5.79	74.1	x
		6/16/2021	24.20	6.63	56.4	0.304	10.4	27.6	
		7/2/2021	23.90	6.45	84.3	0.212	11.01	63.7	
		7/14/2021	30.30	6.98	83	0.307	5.06	35	
		7/16/2021	28.20	6.79	103.2	0.308	8.73	93.3	x
		7/20/2021	24.10	6.48	73.9	0.253	8.3	19.9	x
		7/28/2021	28.50	6.83	167.6	0.28	3.4	32.5	x
		8/11/2021	25.80	6.45	123.1	0.276	9.78	24.9	
		8/18/2021	26.30	7.25	100.4	0.214	6.72	19.3	x
		8/25/2021	26.20	7.03	55.3	0.272	7.13	13.3	
		9/8/2021	27.20	7.2	98.4	0.272	7.04	17.6	
		9/22/2021	20.80	6.38	87.7	0.381	2.83	32.6	
		10/6/2021	21.20	6.55	19.3	0.296	6.28	33.2	
		10/19/2021	16.10	6.17	37.6	0.224	5.16	18.7	
		11/1/2021	18.20	6.88	42.3	0.29	5.82	12.45	
		11/17/2021	13.60	6.94	103.2	0.268	9.18	48	
		12/1/2021	12.90	6.28	93.5	0.283	8.24	13.8	
		12/15/2021	11.00	6.21	170.3	0.406	6.93	5.19	
		12/30/2021	16.00	6.74	28.6	0.29	5.84	1906 AU	
		1/6/2022	13.60	7.06	66.4	0.243	8.92	21.6	x
		1/12/2022	11.10	7.05	47.1	0.264	8.8	17.8	
		1/19/2022	7.80	6.62	835.7	0.144	11.82	99	x
		1/26/2022	10.40	7.17	38.9	0.245	8.25	14.13	
		2/9/2022	13.50	7.17	58.5	0.182	7.5	15.7	

Table 2. Surface Water General Parameter Measurements

2020-L1-SR2448 Incident

Location ID	Description	Date	Temperature (°C)	pH (STU)	ORP (mV)	Conductivity (mS/cm)	DO (mg/L)	Turbidity (NTU)	Rain Event
SW-G	Downgradient of SW-Confluence 2 Location at Culvert	7/2/2021	24.7	6.09	125.2	0.183	8.8	120	
		7/14/2021	33	7.12	84.8	0.342	8.61	29	
		7/16/2021	28.8	7.54	81.9	0.305	10.61	14.6	x
		7/20/2021	25.60	6.8	75.6	0.237	8.56	17.2	x
		7/28/2021	30.50	6.83	72.6	0.283	2.13	37.9	x
		8/11/2021	27.80	6.72	117.8	0.277	8.5	25.8	
		8/18/2021	27.20	6.76	151	0.258	4.1	97	x
		8/25/2021	29.80	7.35	84	0.281	5.6	35.9	
		9/8/2021	28.20	7.09	46	0.273	8.97	28.7	
		9/22/2021	24.50	6.82	2.2	0.286	4.78	16.3	
		10/6/2021	22.40	6.64	-62.3	0.321	1.29	35.3	
		10/19/2021	15.70	6.31	-29.7	0.466	1.47	849	
		11/1/2021	21.50	7.19	70.8	0.281	5.8	83	
		11/17/2021	12.10	6.95	103.6	0.28	10.14	56.2	
		12/1/2021	13.60	6.63	68.8	0.271	10.23	13	
		12/15/2021	11.90	6.93	133.5	0.435	7.35	15.7	
		12/30/2021	16.00	6.92	60.7	0.284	4.84	64.4	
		1/6/2022	14.80	6.93	117.2	0.279	8.35	81.1	x
		1/12/2022	12.70	7.09	49	0.26	8.42	71.1	
		1/19/2022	8.60	6.62	71.5	0.142	12.4	65	x
		1/26/2022	11.70	7.32	29.6	0.231	9.11	18.5	
		2/9/2022	15.10	7.25	51.3	0.191	8.56	14	

Notes:

ORWQM	Outside of Range on Water Quality Meter
x	Rainfall event (Rain > 1-inch within 24-hour period)
Red Text	Reading from malfuntioning instrument or noted issues
AU	Turbidity meter uses AU (Attenuation Unit) for high turbidity readings outside of the displays NTU scale of measurement

Pace Analytical Services, LLC
9800 Kincey Ave. Suite 100
Huntersville, NC 28078
(704)875-9092

February 11, 2022

Alex Testoff
Montrose Environmental Group, Inc.
400 Northridge Rd.
Suite 400
Atlanta, GA 30350

RE: Project: PROJ 002116
Pace Project No.: 92587343

Dear Alex Testoff:

Enclosed are the analytical results for sample(s) received by the laboratory on February 09, 2022. The results relate only to the samples included in this report. Results reported herein conform to the applicable TNI/NELAC Standards and the laboratory's Quality Manual, where applicable, unless otherwise noted in the body of the report.

The test results provided in this final report were generated by each of the following laboratories within the Pace Network:

- Pace Analytical Services - Charlotte

If you have any questions concerning this report, please feel free to contact me.

Sincerely,

Bonnie Vang
bonnie.vang@pacelabs.com
(704)875-9092
Project Manager

Enclosures

cc: Cole Cates, Environmental Planning Specialists, Inc.
J Culbreath, Colonial Pipeline Company
Robert Hughes, Colonial Pipeline Company
Cam Lee, Montrose Environmental Group
Jamie Moran, APEX Companies, LLC
Jeff Morrison, Colonial Pipeline Company
Nicholas Nelson, Montrose Environmental Group, Inc.
Andrew Street, Apex Companies - NC
JM Wyatt, Colonial Pipeline Company

This report shall not be reproduced, except in full,
without the written consent of Pace Analytical Services, LLC.

Pace Analytical Services, LLC
9800 Kincey Ave. Suite 100
Huntersville, NC 28078
(704)875-9092

CERTIFICATIONS

Project: PROJ 002116
Pace Project No.: 92587343

Pace Analytical Services Charlotte

South Carolina Laboratory ID: 99006
9800 Kincey Ave. Ste 100, Huntersville, NC 28078
North Carolina Drinking Water Certification #: 37706
North Carolina Field Services Certification #: 5342
North Carolina Wastewater Certification #: 12
South Carolina Laboratory ID: 99006
South Carolina Certification #: 99006001
South Carolina Drinking Water Cert. #: 99006003
Florida/NELAP Certification #: E87627
Kentucky UST Certification #: 84
Louisiana DoH Drinking Water #: LA029
Virginia/VELAP Certification #: 460221

This report shall not be reproduced, except in full,
without the written consent of Pace Analytical Services, LLC.

Pace Analytical Services, LLC
9800 Kincey Ave. Suite 100
Huntersville, NC 28078
(704)875-9092

SAMPLE ANALYTE COUNT

Project: PROJ 002116
Pace Project No.: 92587343

Lab ID	Sample ID	Method	Analysts	Analytes Reported	Laboratory
92587343001	**22040-SW-1**	EPA 5030B/8015C	MAD	2	PASI-C
		EPA 8260D	SAS	9	PASI-C
92587343002	**22040-SW-2**	EPA 5030B/8015C	MAD	2	PASI-C
		EPA 8260D	SAS	9	PASI-C
92587343003	**22040-SW-3**	EPA 5030B/8015C	MAD	2	PASI-C
		EPA 8260D	SAS	9	PASI-C
92587343004	**22040-SW-4**	EPA 5030B/8015C	MAD	2	PASI-C
		EPA 8260D	SAS	9	PASI-C
92587343005	**22040-SW-5**	EPA 5030B/8015C	MAD	2	PASI-C
		EPA 8260D	SAS	9	PASI-C
92587343006	**22040-SW-7**	EPA 5030B/8015C	MAD	2	PASI-C
		EPA 8260D	SAS	9	PASI-C
92587343007	**22040-SW-DUP**	EPA 5030B/8015C	MAD	2	PASI-C
		EPA 8260D	SAS	9	PASI-C
92587343008	**22040-TRIP BLANK**	EPA 8260D	SAS	9	PASI-C

PASI-C = Pace Analytical Services - Charlotte

This report shall not be reproduced, except in full,
without the written consent of Pace Analytical Services, LLC.

Pace Analytical Services, LLC
9800 Kincey Ave. Suite 100
Huntersville, NC 28078
(704)875-9092

ANALYTICAL RESULTS

Project: PROJ 002116
Pace Project No.: 92587343

Sample: 22040-SW-1 **Lab ID: 92587343001** Collected: 02/09/22 14:20 Received: 02/09/22 16:20 Matrix: Water

Parameters	Results	Units	Report Limit	DF	Prepared	Analyzed	CAS No.	Qual
Gasoline Range Organics	Analytical Method: EPA 5030B/8015C Pace Analytical Services - Charlotte							
Gas Range Organics (C6-C10)	ND	mg/L	0.080	1		02/10/22 21:08		
Surrogates								
4-Bromofluorobenzene (S)	86	%	70-130	1		02/10/22 21:08	460-00-4	
8260D MSV Low Level	Analytical Method: EPA 8260D Pace Analytical Services - Charlotte							
Benzene	ND	ug/L	1.0	1		02/10/22 14:25	71-43-2	
Ethylbenzene	ND	ug/L	1.0	1		02/10/22 14:25	100-41-4	
Toluene	ND	ug/L	1.0	1		02/10/22 14:25	108-88-3	
Xylene (Total)	ND	ug/L	1.0	1		02/10/22 14:25	1330-20-7	
m&p-Xylene	ND	ug/L	2.0	1		02/10/22 14:25	179601-23-1	
o-Xylene	ND	ug/L	1.0	1		02/10/22 14:25	95-47-6	
Surrogates								
4-Bromofluorobenzene (S)	93	%	70-130	1		02/10/22 14:25	460-00-4	
1,2-Dichloroethane-d4 (S)	74	%	70-130	1		02/10/22 14:25	17060-07-0	
Toluene-d8 (S)	106	%	70-130	1		02/10/22 14:25	2037-26-5	

REPORT OF LABORATORY ANALYSIS

This report shall not be reproduced, except in full,
without the written consent of Pace Analytical Services, LLC.

Pace Analytical Services, LLC
9800 Kincey Ave. Suite 100
Huntersville, NC 28078
(704)875-9092

ANALYTICAL RESULTS

Project: PROJ 002116
Pace Project No.: 92587343

Sample: 22040-SW-2 **Lab ID: 92587343002** Collected: 02/09/22 14:00 Received: 02/09/22 16:20 Matrix: Water

Parameters	Results	Units	Report Limit	DF	Prepared	Analyzed	CAS No.	Qual
Gasoline Range Organics	Analytical Method: EPA 5030B/8015C Pace Analytical Services - Charlotte							
Gas Range Organics (C6-C10)	ND	mg/L	0.080	1		02/10/22 21:36		
Surrogates								
4-Bromofluorobenzene (S)	85	%	70-130	1		02/10/22 21:36	460-00-4	
8260D MSV Low Level	Analytical Method: EPA 8260D Pace Analytical Services - Charlotte							
Benzene	ND	ug/L	1.0	1		02/10/22 14:43	71-43-2	
Ethylbenzene	ND	ug/L	1.0	1		02/10/22 14:43	100-41-4	
Toluene	ND	ug/L	1.0	1		02/10/22 14:43	108-88-3	
Xylene (Total)	ND	ug/L	1.0	1		02/10/22 14:43	1330-20-7	
m&p-Xylene	ND	ug/L	2.0	1		02/10/22 14:43	179601-23-1	
o-Xylene	ND	ug/L	1.0	1		02/10/22 14:43	95-47-6	
Surrogates								
4-Bromofluorobenzene (S)	97	%	70-130	1		02/10/22 14:43	460-00-4	
1,2-Dichloroethane-d4 (S)	74	%	70-130	1		02/10/22 14:43	17060-07-0	
Toluene-d8 (S)	104	%	70-130	1		02/10/22 14:43	2037-26-5	

REPORT OF LABORATORY ANALYSIS

This report shall not be reproduced, except in full,
without the written consent of Pace Analytical Services, LLC.

Pace Analytical Services, LLC
9800 Kincey Ave. Suite 100
Huntersville, NC 28078
(704)875-9092

ANALYTICAL RESULTS

Project: PROJ 002116
Pace Project No.: 92587343

Sample: 22040-SW-3 **Lab ID: 92587343003** Collected: 02/09/22 13:50 Received: 02/09/22 16:20 Matrix: Water

Parameters	Results	Units	Report Limit	DF	Prepared	Analyzed	CAS No.	Qual
Gasoline Range Organics	Analytical Method: EPA 5030B/8015C Pace Analytical Services - Charlotte							
Gas Range Organics (C6-C10)	ND	mg/L	0.080	1		02/10/22 22:04		
Surrogates								
4-Bromofluorobenzene (S)	81	%	70-130	1		02/10/22 22:04	460-00-4	
8260D MSV Low Level	Analytical Method: EPA 8260D Pace Analytical Services - Charlotte							
Benzene	ND	ug/L	1.0	1		02/10/22 15:02	71-43-2	
Ethylbenzene	ND	ug/L	1.0	1		02/10/22 15:02	100-41-4	
Toluene	ND	ug/L	1.0	1		02/10/22 15:02	108-88-3	
Xylene (Total)	ND	ug/L	1.0	1		02/10/22 15:02	1330-20-7	
m&p-Xylene	ND	ug/L	2.0	1		02/10/22 15:02	179601-23-1	
o-Xylene	ND	ug/L	1.0	1		02/10/22 15:02	95-47-6	
Surrogates								
4-Bromofluorobenzene (S)	97	%	70-130	1		02/10/22 15:02	460-00-4	
1,2-Dichloroethane-d4 (S)	73	%	70-130	1		02/10/22 15:02	17060-07-0	
Toluene-d8 (S)	105	%	70-130	1		02/10/22 15:02	2037-26-5	

REPORT OF LABORATORY ANALYSIS

This report shall not be reproduced, except in full,
without the written consent of Pace Analytical Services, LLC.

Pace Analytical Services, LLC
9800 Kincey Ave. Suite 100
Huntersville, NC 28078
(704)875-9092

ANALYTICAL RESULTS

Project: PROJ 002116
Pace Project No.: 92587343

Sample: 22040-SW-4 **Lab ID: 92587343004** Collected: 02/09/22 14:30 Received: 02/09/22 16:20 Matrix: Water

Parameters	Results	Units	Report Limit	DF	Prepared	Analyzed	CAS No.	Qual
Gasoline Range Organics	Analytical Method: EPA 5030B/8015C Pace Analytical Services - Charlotte							
Gas Range Organics (C6-C10)	ND	mg/L	0.080	1		02/10/22 22:32		
Surrogates								
4-Bromofluorobenzene (S)	86	%	70-130	1		02/10/22 22:32	460-00-4	
8260D MSV Low Level	Analytical Method: EPA 8260D Pace Analytical Services - Charlotte							
Benzene	ND	ug/L	1.0	1		02/10/22 15:20	71-43-2	
Ethylbenzene	ND	ug/L	1.0	1		02/10/22 15:20	100-41-4	
Toluene	ND	ug/L	1.0	1		02/10/22 15:20	108-88-3	
Xylene (Total)	ND	ug/L	1.0	1		02/10/22 15:20	1330-20-7	
m&p-Xylene	ND	ug/L	2.0	1		02/10/22 15:20	179601-23-1	
o-Xylene	ND	ug/L	1.0	1		02/10/22 15:20	95-47-6	
Surrogates								
4-Bromofluorobenzene (S)	96	%	70-130	1		02/10/22 15:20	460-00-4	
1,2-Dichloroethane-d4 (S)	74	%	70-130	1		02/10/22 15:20	17060-07-0	
Toluene-d8 (S)	104	%	70-130	1		02/10/22 15:20	2037-26-5	

REPORT OF LABORATORY ANALYSIS

This report shall not be reproduced, except in full,
without the written consent of Pace Analytical Services, LLC.

Pace Analytical Services, LLC
9800 Kincey Ave. Suite 100
Huntersville, NC 28078
(704)875-9092

ANALYTICAL RESULTS

Project: PROJ 002116
Pace Project No.: 92587343

Sample: 22040-SW-5 **Lab ID: 92587343005** Collected: 02/09/22 14:50 Received: 02/09/22 16:20 Matrix: Water

Parameters	Results	Units	Report Limit	DF	Prepared	Analyzed	CAS No.	Qual
Gasoline Range Organics	Analytical Method: EPA 5030B/8015C Pace Analytical Services - Charlotte							
Gas Range Organics (C6-C10)	ND	mg/L	0.080	1		02/10/22 23:01		
Surrogates								
4-Bromofluorobenzene (S)	85	%	70-130	1		02/10/22 23:01	460-00-4	
8260D MSV Low Level	Analytical Method: EPA 8260D Pace Analytical Services - Charlotte							
Benzene	ND	ug/L	1.0	1		02/10/22 15:38	71-43-2	
Ethylbenzene	ND	ug/L	1.0	1		02/10/22 15:38	100-41-4	
Toluene	ND	ug/L	1.0	1		02/10/22 15:38	108-88-3	
Xylene (Total)	ND	ug/L	1.0	1		02/10/22 15:38	1330-20-7	
m&p-Xylene	ND	ug/L	2.0	1		02/10/22 15:38	179601-23-1	
o-Xylene	ND	ug/L	1.0	1		02/10/22 15:38	95-47-6	
Surrogates								
4-Bromofluorobenzene (S)	97	%	70-130	1		02/10/22 15:38	460-00-4	
1,2-Dichloroethane-d4 (S)	74	%	70-130	1		02/10/22 15:38	17060-07-0	
Toluene-d8 (S)	105	%	70-130	1		02/10/22 15:38	2037-26-5	

REPORT OF LABORATORY ANALYSIS

This report shall not be reproduced, except in full,
without the written consent of Pace Analytical Services, LLC.

Pace Analytical Services, LLC
9800 Kincey Ave. Suite 100
Huntersville, NC 28078
(704)875-9092

ANALYTICAL RESULTS

Project: PROJ 002116
Pace Project No.: 92587343

Sample: 22040-SW-7 **Lab ID: 92587343006** Collected: 02/09/22 15:10 Received: 02/09/22 16:20 Matrix: Water

Parameters	Results	Units	Report Limit	DF	Prepared	Analyzed	CAS No.	Qual
Gasoline Range Organics	Analytical Method: EPA 5030B/8015C Pace Analytical Services - Charlotte							
Gas Range Organics (C6-C10)	ND	mg/L	0.080	1		02/10/22 23:29		
Surrogates								
4-Bromofluorobenzene (S)	81	%	70-130	1		02/10/22 23:29	460-00-4	
8260D MSV Low Level	Analytical Method: EPA 8260D Pace Analytical Services - Charlotte							
Benzene	ND	ug/L	1.0	1		02/10/22 15:56	71-43-2	
Ethylbenzene	ND	ug/L	1.0	1		02/10/22 15:56	100-41-4	
Toluene	ND	ug/L	1.0	1		02/10/22 15:56	108-88-3	
Xylene (Total)	ND	ug/L	1.0	1		02/10/22 15:56	1330-20-7	
m&p-Xylene	ND	ug/L	2.0	1		02/10/22 15:56	179601-23-1	
o-Xylene	ND	ug/L	1.0	1		02/10/22 15:56	95-47-6	
Surrogates								
4-Bromofluorobenzene (S)	96	%	70-130	1		02/10/22 15:56	460-00-4	
1,2-Dichloroethane-d4 (S)	75	%	70-130	1		02/10/22 15:56	17060-07-0	
Toluene-d8 (S)	106	%	70-130	1		02/10/22 15:56	2037-26-5	

REPORT OF LABORATORY ANALYSIS

This report shall not be reproduced, except in full,
without the written consent of Pace Analytical Services, LLC.

Pace Analytical Services, LLC
9800 Kincey Ave. Suite 100
Huntersville, NC 28078
(704)875-9092

ANALYTICAL RESULTS

Project: PROJ 002116
Pace Project No.: 92587343

Sample: 22040-SW-DUP **Lab ID: 92587343007** Collected: 02/09/22 12:00 Received: 02/09/22 16:20 Matrix: Water

Parameters	Results	Units	Report Limit	DF	Prepared	Analyzed	CAS No.	Qual
Gasoline Range Organics	Analytical Method: EPA 5030B/8015C Pace Analytical Services - Charlotte							
Gas Range Organics (C6-C10)	ND	mg/L	0.080	1		02/10/22 23:57		
Surrogates								
4-Bromofluorobenzene (S)	86	%	70-130	1		02/10/22 23:57	460-00-4	
8260D MSV Low Level	Analytical Method: EPA 8260D Pace Analytical Services - Charlotte							
Benzene	ND	ug/L	1.0	1		02/10/22 16:14	71-43-2	
Ethylbenzene	ND	ug/L	1.0	1		02/10/22 16:14	100-41-4	
Toluene	ND	ug/L	1.0	1		02/10/22 16:14	108-88-3	
Xylene (Total)	ND	ug/L	1.0	1		02/10/22 16:14	1330-20-7	
m&p-Xylene	ND	ug/L	2.0	1		02/10/22 16:14	179601-23-1	
o-Xylene	ND	ug/L	1.0	1		02/10/22 16:14	95-47-6	
Surrogates								
4-Bromofluorobenzene (S)	97	%	70-130	1		02/10/22 16:14	460-00-4	
1,2-Dichloroethane-d4 (S)	73	%	70-130	1		02/10/22 16:14	17060-07-0	
Toluene-d8 (S)	105	%	70-130	1		02/10/22 16:14	2037-26-5	

This report shall not be reproduced, except in full,
without the written consent of Pace Analytical Services, LLC.

Pace Analytical Services, LLC
9800 Kincey Ave. Suite 100
Huntersville, NC 28078
(704)875-9092

ANALYTICAL RESULTS

Project: PROJ 002116
Pace Project No.: 92587343

Sample: 22040-TRIP BLANK **Lab ID: 92587343008** Collected: 02/09/22 00:00 Received: 02/09/22 16:20 Matrix: Water

Parameters	Results	Units	Report Limit	DF	Prepared	Analyzed	CAS No.	Qual
8260D MSV Low Level	Analytical Method: EPA 8260D Pace Analytical Services - Charlotte							
Benzene	ND	ug/L	1.0	1		02/10/22 14:07	71-43-2	
Ethylbenzene	ND	ug/L	1.0	1		02/10/22 14:07	100-41-4	
Toluene	ND	ug/L	1.0	1		02/10/22 14:07	108-88-3	
Xylene (Total)	ND	ug/L	1.0	1		02/10/22 14:07	1330-20-7	
m&p-Xylene	ND	ug/L	2.0	1		02/10/22 14:07	179601-23-1	
o-Xylene	ND	ug/L	1.0	1		02/10/22 14:07	95-47-6	
Surrogates								
4-Bromofluorobenzene (S)	96	%	70-130	1		02/10/22 14:07	460-00-4	
1,2-Dichloroethane-d4 (S)	73	%	70-130	1		02/10/22 14:07	17060-07-0	
Toluene-d8 (S)	106	%	70-130	1		02/10/22 14:07	2037-26-5	

REPORT OF LABORATORY ANALYSIS

This report shall not be reproduced, except in full,
without the written consent of Pace Analytical Services, LLC.

Pace Analytical Services, LLC
9800 Kincey Ave. Suite 100
Huntersville, NC 28078
(704)875-9092

QUALITY CONTROL DATA

Project: PROJ 002116
Pace Project No.: 92587343

QC Batch: 677455 | Analysis Method: EPA 5030B/8015C
QC Batch Method: EPA 5030B/8015C | Analysis Description: Gasoline Range Organics
Laboratory: Pace Analytical Services - Charlotte
Associated Lab Samples: 92587343001, 92587343002, 92587343003, 92587343004, 92587343005, 92587343006, 92587343007

METHOD BLANK: 3545586 Matrix: Water
Associated Lab Samples: 92587343001, 92587343002, 92587343003, 92587343004, 92587343005, 92587343006, 92587343007

Parameter	Units	Blank Result	Reporting Limit	Analyzed	Qualifiers
Gas Range Organics (C6-C10)	mg/L	ND	0.080	02/10/22 17:23	
4-Bromofluorobenzene (S)	%	87	70-130	02/10/22 17:23	

LABORATORY CONTROL SAMPLE: 3545587

Parameter	Units	Spike Conc.	LCS Result	LCS % Rec	% Rec Limits	Qualifiers
Gas Range Organics (C6-C10)	mg/L	1	0.95	95	70-130	
4-Bromofluorobenzene (S)	%			85	70-130	

MATRIX SPIKE SAMPLE: 3545589

Parameter	Units	92587345002 Result	Spike Conc.	MS Result	MS % Rec	% Rec Limits	Qualifiers
Gas Range Organics (C6-C10)	mg/L	ND	1	0.97	97	68-145	
4-Bromofluorobenzene (S)	%				89	70-130	

SAMPLE DUPLICATE: 3545588

Parameter	Units	92587345001 Result	Dup Result	RPD	Qualifiers
Gas Range Organics (C6-C10)	mg/L	ND	ND		
4-Bromofluorobenzene (S)	%	83	86		

Results presented on this page are in the units indicated by the "Units" column except where an alternate unit is presented to the right of the result.

REPORT OF LABORATORY ANALYSIS

This report shall not be reproduced, except in full,
without the written consent of Pace Analytical Services, LLC.

Pace Analytical Services, LLC
9800 Kincey Ave. Suite 100
Huntersville, NC 28078
(704)875-9092

QUALITY CONTROL DATA

Project: PROJ 002116
Pace Project No.: 92587343

QC Batch: 677362
QC Batch Method: EPA 8260D
Analysis Method: EPA 8260D
Analysis Description: 8260D MSV Low Level
Laboratory: Pace Analytical Services - Charlotte
Associated Lab Samples: 92587343001, 92587343002, 92587343003, 92587343004, 92587343005, 92587343006, 92587343007, 92587343008

METHOD BLANK: 3545096 Matrix: Water
Associated Lab Samples: 92587343001, 92587343002, 92587343003, 92587343004, 92587343005, 92587343006, 92587343007, 92587343008

Parameter	Units	Blank Result	Reporting Limit	Analyzed	Qualifiers
Benzene	ug/L	ND	1.0	02/10/22 10:30	
Ethylbenzene	ug/L	ND	1.0	02/10/22 10:30	
m&p-Xylene	ug/L	ND	2.0	02/10/22 10:30	
o-Xylene	ug/L	ND	1.0	02/10/22 10:30	
Toluene	ug/L	ND	1.0	02/10/22 10:30	
Xylene (Total)	ug/L	ND	1.0	02/10/22 10:30	
1,2-Dichloroethane-d4 (S)	%	74	70-130	02/10/22 10:30	
4-Bromofluorobenzene (S)	%	95	70-130	02/10/22 10:30	
Toluene-d8 (S)	%	103	70-130	02/10/22 10:30	

LABORATORY CONTROL SAMPLE: 3545097

Parameter	Units	Spike Conc.	LCS Result	LCS % Rec	% Rec Limits	Qualifiers
Benzene	ug/L	50	45.4	91	70-130	
Ethylbenzene	ug/L	50	45.8	92	70-130	
m&p-Xylene	ug/L	100	90.4	90	70-130	
o-Xylene	ug/L	50	46.6	93	70-130	
Toluene	ug/L	50	42.3	85	70-130	
Xylene (Total)	ug/L	150	137	91	70-130	
1,2-Dichloroethane-d4 (S)	%			83	70-130	
4-Bromofluorobenzene (S)	%			97	70-130	
Toluene-d8 (S)	%			93	70-130	

MATRIX SPIKE SAMPLE: 3545099

Parameter	Units	92587345002 Result	Spike Conc.	MS Result	MS % Rec	% Rec Limits	Qualifiers
Benzene	ug/L	ND	20	21.3	107	67-150	
Ethylbenzene	ug/L	ND	20	20.7	104	68-143	
m&p-Xylene	ug/L	ND	40	40.9	102	53-157	
o-Xylene	ug/L	ND	20	20.8	104	68-143	
Toluene	ug/L	ND	20	20.2	101	47-157	
Xylene (Total)	ug/L	ND	60	61.7	103	66-145	
1,2-Dichloroethane-d4 (S)	%				82	70-130	
4-Bromofluorobenzene (S)	%				96	70-130	
Toluene-d8 (S)	%				97	70-130	

Results presented on this page are in the units indicated by the "Units" column except where an alternate unit is presented to the right of the result.

REPORT OF LABORATORY ANALYSIS

This report shall not be reproduced, except in full,
without the written consent of Pace Analytical Services, LLC.

Pace Analytical Services, LLC
9800 Kincey Ave. Suite 100
Huntersville, NC 28078
(704)875-9092

QUALITY CONTROL DATA

Project: PROJ 002116
Pace Project No.: 92587343

SAMPLE DUPLICATE: 3545098

Parameter	Units	92587345001 Result	Dup Result	RPD	Qualifiers
Benzene	ug/L	ND	ND		
Ethylbenzene	ug/L	ND	ND		
m&p-Xylene	ug/L	ND	ND		
o-Xylene	ug/L	ND	ND		
Toluene	ug/L	ND	ND		
Xylene (Total)	ug/L	ND	ND		
1,2-Dichloroethane-d4 (S)	%	76	77		
4-Bromofluorobenzene (S)	%	98	98		
Toluene-d8 (S)	%	104	105		

Results presented on this page are in the units indicated by the "Units" column except where an alternate unit is presented to the right of the result.

REPORT OF LABORATORY ANALYSIS

This report shall not be reproduced, except in full,
without the written consent of Pace Analytical Services, LLC.

Pace Analytical Services, LLC
9800 Kincey Ave. Suite 100
Huntersville, NC 28078
(704)875-9092

QUALIFIERS

Project: PROJ 002116
Pace Project No.: 92587343

DEFINITIONS

DF - Dilution Factor, if reported, represents the factor applied to the reported data due to dilution of the sample aliquot.

ND - Not Detected at or above adjusted reporting limit.

TNTC - Too Numerous To Count

J - Estimated concentration above the adjusted method detection limit and below the adjusted reporting limit.

MDL - Adjusted Method Detection Limit.

PQL - Practical Quantitation Limit.

RL - Reporting Limit - The lowest concentration value that meets project requirements for quantitative data with known precision and bias for a specific analyte in a specific matrix.

S - Surrogate

1,2-Diphenylhydrazine decomposes to and cannot be separated from Azobenzene using Method 8270. The result for each analyte is a combined concentration.

Consistent with EPA guidelines, unrounded data are displayed and have been used to calculate % recovery and RPD values.

LCS(D) - Laboratory Control Sample (Duplicate)

MS(D) - Matrix Spike (Duplicate)

DUP - Sample Duplicate

RPD - Relative Percent Difference

NC - Not Calculable.

SG - Silica Gel - Clean-Up

U - Indicates the compound was analyzed for, but not detected.

Acid preservation may not be appropriate for 2 Chloroethylvinyl ether.

A separate vial preserved to a pH of 4-5 is recommended in SW846 Chapter 4 for the analysis of Acrolein and Acrylonitrile by EPA Method 8260.

N-Nitrosodiphenylamine decomposes and cannot be separated from Diphenylamine using Method 8270. The result reported for each analyte is a combined concentration.

Reported results are not rounded until the final step prior to reporting. Therefore, calculated parameters that are typically reported as "Total" may vary slightly from the sum of the reported component parameters.

Pace Analytical is TNI accredited. Contact your Pace PM for the current list of accredited analytes.

TNI - The NELAC Institute.

This report shall not be reproduced, except in full,
without the written consent of Pace Analytical Services, LLC.

Pace Analytical Services, LLC
9800 Kincey Ave. Suite 100
Huntersville, NC 28078
(704)875-9092

QUALITY CONTROL DATA CROSS REFERENCE TABLE

Project: PROJ 002116
Pace Project No.: 92587343

Lab ID	Sample ID	QC Batch Method	QC Batch	Analytical Method	Analytical Batch
92587343001	**22040-SW-1**	EPA 5030B/8015C	677455		
92587343002	**22040-SW-2**	EPA 5030B/8015C	677455		
92587343003	**22040-SW-3**	EPA 5030B/8015C	677455		
92587343004	**22040-SW-4**	EPA 5030B/8015C	677455		
92587343005	**22040-SW-5**	EPA 5030B/8015C	677455		
92587343006	**22040-SW-7**	EPA 5030B/8015C	677455		
92587343007	**22040-SW-DUP**	EPA 5030B/8015C	677455		
92587343001	**22040-SW-1**	EPA 8260D	677362		
92587343002	**22040-SW-2**	EPA 8260D	677362		
92587343003	**22040-SW-3**	EPA 8260D	677362		
92587343004	**22040-SW-4**	EPA 8260D	677362		
92587343005	**22040-SW-5**	EPA 8260D	677362		
92587343006	**22040-SW-7**	EPA 8260D	677362		
92587343007	**22040-SW-DUP**	EPA 8260D	677362		
92587343008	**22040-TRIP BLANK**	EPA 8260D	677362		

This report shall not be reproduced, except in full,
without the written consent of Pace Analytical Services, LLC.

Pace Analytical®

CHAIN-OF-CUSTODY Analytical Request Document

Chain-of-Custody is a LEGAL DOCUMENT - Complete all relevent fields

LAB USE ONLY- Affix Workorder/Login Label Here or List Pace Workorder Number or MTJL Log-in Number Here

ALL SHADED AR

WO# : 92587343

92587343

Container Preservative Type **

** Preservative Types: (1) nitric acid, (2) sulfuric acid, (
(6) methanol, (7) sodium bisulfate, (8) sodium thiosulfa
(C) ammonium hydroxide, (D) TSP, (U) Unpreserved, (O,

Company: Montrose - EPS	Billing Information: 400 Northridge Rd. Suite 400 Sandy Springs, GA 30350
Address:	
Report To: Clee@montrose-env.com	Email To: Jnicollette@montrose-env.com
Copy To: CCates@montrose-env.com	Site Collection Info/Address:
Customer Project Name/Number: Proj-002116	State: NC / County/City: Huntersville Time Zone Collected: [ ] PT [ ] MT [ ] CT [✓] ET
Phone: Email:	Site/Facility ID #: Compliance Monitoring? [ ] Yes [ ] No
Collected By (print): Cole Cates	Purchase Order #: Quote #: DW PWS ID #: DW Location Code:
Collected By (signature): Cole Cates	Turnaround Date Required: Immediately Packed on Ice: [✓] Yes [ ] No
Sample Disposal: [ ] Dispose as appropriate [ ] Return [ ] Archive: ____ [ ] Hold: ____	Rush: [ ] Same Day [ ] Next Day [ ] 2 Day [ ] 3 Day [ ] 4 Day [✓] 5 Day (Expedite Charges Apply) Field Filtered (if applicable): [ ] Yes [ ] No Analysis: ____

* Matrix Codes (Insert in Matrix box below): Drinking Water (DW), Ground Water (GW), Wastewater (WW), Product (P), Soil/Solid (SL), Oil (OL), Wipe (WP), Air (AR), Tissue (TS), Bioassay (B), Vapor (V), Other (OT)

Analyses

Customer Sample ID	Matrix *	Comp / Grab	Collected (or Composite Start) Date	Time	Composite End Date	Time	Res Cl	# of Ctns	BTEX	TPH-GRO	Lab Profile/Line:
22040-SW-1	SW	G	2/9/22	1420				6	X	X	92587343
22040-SW-2				1400				6	X	X	W1
22040-SW-3				1350				6	X	X	W2
22040-SW-4				1430				6	X	X	003
22040-SW-5				~~1200~~ 1450				6	X	X	W4
22040-SW-7				1510				6	X	X	W5
22040-SW-DUP				1200				6	X	X	006
22040-Trip Blank	W	LAB		LAB				2	X	X	W7
											W8
											W9

Lab Profile/Line:

Lab Sample Receipt Checklist:

Custody Seals Present/Intact	Y N NA
Custody Signatures Present	Y N NA
Collector Signature Present	Y N NA
Bottles Intact	Y N NA
Correct Bottles	Y N NA
Sufficient Volume	Y N NA
Samples Received on Ice	Y N NA
VOA - Headspace Acceptable	Y N NA
USDA Regulated Soils	Y N NA
Samples in Holding Time	Y N NA
Residual Chlorine Present	Y N NA
Cl Strips: ____	
Sample pH Acceptable	Y N NA
pH Strips: ____	
Sulfide Present	Y N NA
Lead Acetate Strips: ____	

LAB USE ONLY:
Lab Sample # / Comments:

Customer Remarks / Special Conditions / Possible Hazards:
SW=Surface Water
W=Water
G=Grab

Type of Ice Used: Wet Blue Dry None

Packing Material Used: BB

Radchem sample(s) screened (<500 cpm): Y N NA

SHORT HOLDS PRESENT (<72 hours): Y N N/A

Lab Tracking #: 2683189

Samples received via: FEDEX UPS Client Courier Pace Courier

Lab Sample Temperature Info:
Temp Blank Received: Y N NA
Therm ID#: 92T064
Cooler 1 Temp Upon Receipt: 4.6 oC
Cooler 1 Therm Corr. Factor: 0 oC
Cooler 1 Corrected Temp: 4.6 oC
Comments:

Relinquished by/Company: (Signature)	Date/Time:	Received by/Company: (Signature)	Date/Time:
Cole Cates	2/9/22/1620	JB Pace MVL	2/9/22 1620
Relinquished by/Company: (Signature)	Date/Time:	Received by/Company: (Signature)	Date/Time:
Relinquished by/Company: (Signature)	Date/Time:	Received by/Company: (Signature)	Date/Time:

MTJL LAB USE ONLY
Table #:
Acctnum:
Template:
Prelogin:
PM:
PB:

Trip Blank Received: Y N NA
HCL MeOH TSP Other

Non Conformance(s): YES / NO

Page: 1 of: 1

***Check mark top half of box if pH and/or dechlorination is verified and within the acceptance range for preservation samples.**

Exceptions: VOA, Coliform, TOC, Oil and Grease, DRO/8015 (water) DOC, LLHg

****Bottom half of box is to list number of bottles**

Project

WO#: 92587343

PM: BV Due Date: 02/16/22

CLIENT: 92-MontEnvGr

Item#	BP4U-125 mL Plastic Unpreserved (N/A) (Cl-)	BP3U-250 mL Plastic Unpreserved (N/A)	BP2U-500 mL Plastic Unpreserved (N/A)	BP1U-1 liter Plastic Unpreserved (N/A)	BP4S-125 mL Plastic H2SO4 (pH < 2) (Cl-)	BP3N-250 mL plastic HNO3 (pH < 2)	BP4Z-125 mL Plastic ZN Acetate & NaOH (>9)	BP4B-125 mL Plastic NaOH (pH > 12) (Cl-)	WGFU-Wide-mouthed Glass Jar Unpreserved	AG1U-1 liter Amber Unpreserved (N/A) (Cl-)	AG1H-1 liter Amber HCl (pH < 2)	AG3U-250 mL Amber Unpreserved (N/A) (Cl-)	AG1S-1 liter Amber H2SO4 (pH < 2)	AG3S-250 mL Amber H2SO4 (pH < 2)	AG3A(DG3A)-250 mL Amber NH4Cl (N/A)(Cl-)	DG9H-40 mL VOA HCl (N/A)	VG9T-40 mL VOA Na2S2O3 (N/A)	VG9U-40 mL VOA Unpreserved (N/A)	DG9P-40 mL VOA H3PO4 (N/A)	VOAK (3 vials per kit)-5035 kit (N/A)	V/GK (3 vials per kit)-VPH/Gas kit (N/A)	SP5T-125 mL Sterile Plastic (N/A – lab)	SP2T-250 mL Sterile Plastic (N/A – lab)		BP3A-250 mL Plastic (NH2)2SO4 (9.3-9.7)	AG0U-100 mL Amber Unpreserved vials (N/A)	VSGU-20 mL Scintillation vials (N/A)	DG9U-40 mL Amber Unpreserved vials (N/A)
1																6													
2																6													
3																6													
4																6													
5																6													
6																6													
7																6													
8																2													
9																													
10																													
11																													
12																													

pH Adjustment Log for Preserved Samples

Sample ID	Type of Preservative	pH upon receipt	Date preservation adjusted	Time preservation adjusted	Amount of Preservative added	Lot #

Note: Whenever there is a discrepancy affecting North Carolina compliance samples, a copy of this form will be sent to the North Carolina DEHNR Certification Office (i.e. Out of hold, incorrect preservative, out of temp, incorrect containers.

Pace Analytical Services, LLC
9800 Kincey Ave. Suite 100
Huntersville, NC 28078
(704)875-9092

February 11, 2022

Alex Testoff
Montrose Environmental Group, Inc.
400 Northridge Rd.
Suite 400
Atlanta, GA 30350

RE: Project: PROJ-002116
Pace Project No.: 92587345

Dear Alex Testoff:

Enclosed are the analytical results for sample(s) received by the laboratory on February 09, 2022. The results relate only to the samples included in this report. Results reported herein conform to the applicable TNI/NELAC Standards and the laboratory's Quality Manual, where applicable, unless otherwise noted in the body of the report.

The test results provided in this final report were generated by each of the following laboratories within the Pace Network:

- Pace Analytical Services - Charlotte

If you have any questions concerning this report, please feel free to contact me.

Sincerely,

Bonnie Vang
bonnie.vang@pacelabs.com
(704)875-9092
Project Manager

Enclosures

cc: Cole Cates, Environmental Planning Specialists, Inc.
J Culbreath, Colonial Pipeline Company
Robert Hughes, Colonial Pipeline Company
Cam Lee, Montrose Environmental Group
Jamie Moran, APEX Companies, LLC
Jeff Morrison, Colonial Pipeline Company
Nicholas Nelson, Montrose Environmental Group, Inc.
Andrew Street, Apex Companies - NC
JM Wyatt, Colonial Pipeline Company

This report shall not be reproduced, except in full,
without the written consent of Pace Analytical Services, LLC.

Pace Analytical Services, LLC
9800 Kincey Ave. Suite 100
Huntersville, NC 28078
(704)875-9092

CERTIFICATIONS

Project: PROJ-002116
Pace Project No.: 92587345

Pace Analytical Services Charlotte

South Carolina Laboratory ID: 99006
9800 Kincey Ave. Ste 100, Huntersville, NC 28078
North Carolina Drinking Water Certification #: 37706
North Carolina Field Services Certification #: 5342
North Carolina Wastewater Certification #: 12
South Carolina Laboratory ID: 99006
South Carolina Certification #: 99006001
South Carolina Drinking Water Cert. #: 99006003
Florida/NELAP Certification #: E87627
Kentucky UST Certification #: 84
Louisiana DoH Drinking Water #: LA029
Virginia/VELAP Certification #: 460221

This report shall not be reproduced, except in full,
without the written consent of Pace Analytical Services, LLC.

Pace Analytical Services, LLC
9800 Kincey Ave. Suite 100
Huntersville, NC 28078
(704)875-9092

SAMPLE ANALYTE COUNT

Project: PROJ-002116
Pace Project No.: 92587345

Lab ID	Sample ID	Method	Analysts	Analytes Reported	Laboratory
92587345001	**22040-SW-SEEP**	EPA 5030B/8015C	MAD	2	PASI-C
		EPA 8260D	SAS	9	PASI-C
92587345002	**22040-SW-CONFLUENCE**	EPA 5030B/8015C	MAD	2	PASI-C
		EPA 8260D	SAS	9	PASI-C
92587345003	**22040-SW-SEEP 2**	EPA 5030B/8015C	MAD	2	PASI-C
		EPA 8260D	SAS	9	PASI-C
92587345004	**22040-SW-CONFLUENCE 2**	EPA 5030B/8015C	MAD	2	PASI-C
		EPA 8260D	SAS	9	PASI-C
92587345005	**22040-SW-G**	EPA 5030B/8015C	MAD	2	PASI-C
		EPA 8260D	SAS	9	PASI-C

PASI-C = Pace Analytical Services - Charlotte

This report shall not be reproduced, except in full,
without the written consent of Pace Analytical Services, LLC.

Pace Analytical Services, LLC
9800 Kincey Ave. Suite 100
Huntersville, NC 28078
(704)875-9092

ANALYTICAL RESULTS

Project: PROJ-002116
Pace Project No.: 92587345

Sample: 22040-SW-SEEP **Lab ID: 92587345001** Collected: 02/09/22 12:50 Received: 02/09/22 16:20 Matrix: Water

Parameters	Results	Units	Report Limit	DF	Prepared	Analyzed	CAS No.	Qual
Gasoline Range Organics	Analytical Method: EPA 5030B/8015C Pace Analytical Services - Charlotte							
Gas Range Organics (C6-C10)	ND	mg/L	0.080	1		02/10/22 18:19		
Surrogates								
4-Bromofluorobenzene (S)	83	%	70-130	1		02/10/22 18:19	460-00-4	
8260D MSV Low Level	Analytical Method: EPA 8260D Pace Analytical Services - Charlotte							
Benzene	ND	ug/L	1.0	1		02/10/22 11:24	71-43-2	
Ethylbenzene	ND	ug/L	1.0	1		02/10/22 11:24	100-41-4	
Toluene	ND	ug/L	1.0	1		02/10/22 11:24	108-88-3	
Xylene (Total)	ND	ug/L	1.0	1		02/10/22 11:24	1330-20-7	
m&p-Xylene	ND	ug/L	2.0	1		02/10/22 11:24	179601-23-1	
o-Xylene	ND	ug/L	1.0	1		02/10/22 11:24	95-47-6	
Surrogates								
4-Bromofluorobenzene (S)	98	%	70-130	1		02/10/22 11:24	460-00-4	
1,2-Dichloroethane-d4 (S)	76	%	70-130	1		02/10/22 11:24	17060-07-0	
Toluene-d8 (S)	104	%	70-130	1		02/10/22 11:24	2037-26-5	

REPORT OF LABORATORY ANALYSIS

This report shall not be reproduced, except in full,
without the written consent of Pace Analytical Services, LLC.

Pace Analytical Services, LLC
9800 Kincey Ave. Suite 100
Huntersville, NC 28078
(704)875-9092

ANALYTICAL RESULTS

Project: PROJ-002116
Pace Project No.: 92587345

Sample: 22040-SW-CONFLUENCE **Lab ID: 92587345002** Collected: 02/09/22 12:55 Received: 02/09/22 16:20 Matrix: Water

Parameters	Results	Units	Report Limit	DF	Prepared	Analyzed	CAS No.	Qual
Gasoline Range Organics	Analytical Method: EPA 5030B/8015C Pace Analytical Services - Charlotte							
Gas Range Organics (C6-C10)	ND	mg/L	0.080	1		02/10/22 19:15		
Surrogates								
4-Bromofluorobenzene (S)	81	%	70-130	1		02/10/22 19:15	460-00-4	
8260D MSV Low Level	Analytical Method: EPA 8260D Pace Analytical Services - Charlotte							
Benzene	ND	ug/L	1.0	1		02/10/22 11:42	71-43-2	
Ethylbenzene	ND	ug/L	1.0	1		02/10/22 11:42	100-41-4	
Toluene	ND	ug/L	1.0	1		02/10/22 11:42	108-88-3	
Xylene (Total)	ND	ug/L	1.0	1		02/10/22 11:42	1330-20-7	
m&p-Xylene	ND	ug/L	2.0	1		02/10/22 11:42	179601-23-1	
o-Xylene	ND	ug/L	1.0	1		02/10/22 11:42	95-47-6	
Surrogates								
4-Bromofluorobenzene (S)	97	%	70-130	1		02/10/22 11:42	460-00-4	
1,2-Dichloroethane-d4 (S)	75	%	70-130	1		02/10/22 11:42	17060-07-0	
Toluene-d8 (S)	103	%	70-130	1		02/10/22 11:42	2037-26-5	

REPORT OF LABORATORY ANALYSIS

This report shall not be reproduced, except in full,
without the written consent of Pace Analytical Services, LLC.

Pace Analytical Services, LLC
9800 Kincey Ave. Suite 100
Huntersville, NC 28078
(704)875-9092

ANALYTICAL RESULTS

Project: PROJ-002116
Pace Project No.: 92587345

Sample: 22040-SW-SEEP 2 **Lab ID: 92587345003** Collected: 02/09/22 13:00 Received: 02/09/22 16:20 Matrix: Water

Parameters	Results	Units	Report Limit	DF	Prepared	Analyzed	CAS No.	Qual
Gasoline Range Organics	Analytical Method: EPA 5030B/8015C Pace Analytical Services - Charlotte							
Gas Range Organics (C6-C10)	ND	mg/L	0.080	1		02/10/22 19:43		
Surrogates								
4-Bromofluorobenzene (S)	82	%	70-130	1		02/10/22 19:43	460-00-4	
8260D MSV Low Level	Analytical Method: EPA 8260D Pace Analytical Services - Charlotte							
Benzene	ND	ug/L	1.0	1		02/10/22 12:00	71-43-2	
Ethylbenzene	ND	ug/L	1.0	1		02/10/22 12:00	100-41-4	
Toluene	ND	ug/L	1.0	1		02/10/22 12:00	108-88-3	
Xylene (Total)	ND	ug/L	1.0	1		02/10/22 12:00	1330-20-7	
m&p-Xylene	ND	ug/L	2.0	1		02/10/22 12:00	179601-23-1	
o-Xylene	ND	ug/L	1.0	1		02/10/22 12:00	95-47-6	
Surrogates								
4-Bromofluorobenzene (S)	97	%	70-130	1		02/10/22 12:00	460-00-4	
1,2-Dichloroethane-d4 (S)	76	%	70-130	1		02/10/22 12:00	17060-07-0	
Toluene-d8 (S)	104	%	70-130	1		02/10/22 12:00	2037-26-5	

REPORT OF LABORATORY ANALYSIS

This report shall not be reproduced, except in full,
without the written consent of Pace Analytical Services, LLC.

Pace Analytical Services, LLC
9800 Kincey Ave. Suite 100
Huntersville, NC 28078
(704)875-9092

ANALYTICAL RESULTS

Project: PROJ-002116
Pace Project No.: 92587345

Sample: 22040-SW-CONFLUENCE 2 **Lab ID: 92587345004** Collected: 02/09/22 13:05 Received: 02/09/22 16:20 Matrix: Water

Parameters	Results	Units	Report Limit	DF	Prepared	Analyzed	CAS No.	Qual
Gasoline Range Organics	Analytical Method: EPA 5030B/8015C Pace Analytical Services - Charlotte							
Gas Range Organics (C6-C10)	ND	mg/L	0.080	1		02/10/22 20:12		
Surrogates								
4-Bromofluorobenzene (S)	82	%	70-130	1		02/10/22 20:12	460-00-4	
8260D MSV Low Level	Analytical Method: EPA 8260D Pace Analytical Services - Charlotte							
Benzene	ND	ug/L	1.0	1		02/10/22 12:18	71-43-2	
Ethylbenzene	ND	ug/L	1.0	1		02/10/22 12:18	100-41-4	
Toluene	ND	ug/L	1.0	1		02/10/22 12:18	108-88-3	
Xylene (Total)	ND	ug/L	1.0	1		02/10/22 12:18	1330-20-7	
m&p-Xylene	ND	ug/L	2.0	1		02/10/22 12:18	179601-23-1	
o-Xylene	ND	ug/L	1.0	1		02/10/22 12:18	95-47-6	
Surrogates								
4-Bromofluorobenzene (S)	97	%	70-130	1		02/10/22 12:18	460-00-4	
1,2-Dichloroethane-d4 (S)	76	%	70-130	1		02/10/22 12:18	17060-07-0	
Toluene-d8 (S)	103	%	70-130	1		02/10/22 12:18	2037-26-5	

REPORT OF LABORATORY ANALYSIS

This report shall not be reproduced, except in full,
without the written consent of Pace Analytical Services, LLC.

Pace Analytical Services, LLC
9800 Kincey Ave. Suite 100
Huntersville, NC 28078
(704)875-9092

ANALYTICAL RESULTS

Project: PROJ-002116
Pace Project No.: 92587345

Sample: 22040-SW-G **Lab ID: 92587345005** Collected: 02/09/22 13:10 Received: 02/09/22 16:20 Matrix: Water

Parameters	Results	Units	Report Limit	DF	Prepared	Analyzed	CAS No.	Qual
Gasoline Range Organics	Analytical Method: EPA 5030B/8015C Pace Analytical Services - Charlotte							
Gas Range Organics (C6-C10)	ND	mg/L	0.080	1		02/10/22 20:40		
Surrogates								
4-Bromofluorobenzene (S)	83	%	70-130	1		02/10/22 20:40	460-00-4	
8260D MSV Low Level	Analytical Method: EPA 8260D Pace Analytical Services - Charlotte							
Benzene	ND	ug/L	1.0	1		02/10/22 12:36	71-43-2	
Ethylbenzene	ND	ug/L	1.0	1		02/10/22 12:36	100-41-4	
Toluene	ND	ug/L	1.0	1		02/10/22 12:36	108-88-3	
Xylene (Total)	ND	ug/L	1.0	1		02/10/22 12:36	1330-20-7	
m&p-Xylene	ND	ug/L	2.0	1		02/10/22 12:36	179601-23-1	
o-Xylene	ND	ug/L	1.0	1		02/10/22 12:36	95-47-6	
Surrogates								
4-Bromofluorobenzene (S)	96	%	70-130	1		02/10/22 12:36	460-00-4	
1,2-Dichloroethane-d4 (S)	75	%	70-130	1		02/10/22 12:36	17060-07-0	
Toluene-d8 (S)	104	%	70-130	1		02/10/22 12:36	2037-26-5	

REPORT OF LABORATORY ANALYSIS

This report shall not be reproduced, except in full,
without the written consent of Pace Analytical Services, LLC.

Pace Analytical Services, LLC
9800 Kincey Ave. Suite 100
Huntersville, NC 28078
(704)875-9092

QUALITY CONTROL DATA

Project: PROJ-002116
Pace Project No.: 92587345

QC Batch: 677455 | Analysis Method: EPA 5030B/8015C
QC Batch Method: EPA 5030B/8015C | Analysis Description: Gasoline Range Organics
Laboratory: Pace Analytical Services - Charlotte
Associated Lab Samples: 92587345001, 92587345002, 92587345003, 92587345004, 92587345005

METHOD BLANK: 3545586 Matrix: Water
Associated Lab Samples: 92587345001, 92587345002, 92587345003, 92587345004, 92587345005

Parameter	Units	Blank Result	Reporting Limit	Analyzed	Qualifiers
Gas Range Organics (C6-C10)	mg/L	ND	0.080	02/10/22 17:23	
4-Bromofluorobenzene (S)	%	87	70-130	02/10/22 17:23	

LABORATORY CONTROL SAMPLE: 3545587

Parameter	Units	Spike Conc.	LCS Result	LCS % Rec	% Rec Limits	Qualifiers
Gas Range Organics (C6-C10)	mg/L	1	0.95	95	70-130	
4-Bromofluorobenzene (S)	%			85	70-130	

MATRIX SPIKE SAMPLE: 3545589

Parameter	Units	92587345002 Result	Spike Conc.	MS Result	MS % Rec	% Rec Limits	Qualifiers
Gas Range Organics (C6-C10)	mg/L	ND	1	0.97	97	68-145	
4-Bromofluorobenzene (S)	%				89	70-130	

SAMPLE DUPLICATE: 3545588

Parameter	Units	92587345001 Result	Dup Result	RPD	Qualifiers
Gas Range Organics (C6-C10)	mg/L	ND	ND		
4-Bromofluorobenzene (S)	%	83	86		

Results presented on this page are in the units indicated by the "Units" column except where an alternate unit is presented to the right of the result.

REPORT OF LABORATORY ANALYSIS

This report shall not be reproduced, except in full,
without the written consent of Pace Analytical Services, LLC.

Pace Analytical Services, LLC
9800 Kincey Ave. Suite 100
Huntersville, NC 28078
(704)875-9092

QUALITY CONTROL DATA

Project: PROJ-002116
Pace Project No.: 92587345

QC Batch: 677362
QC Batch Method: EPA 8260D
Analysis Method: EPA 8260D
Analysis Description: 8260D MSV Low Level
Laboratory: Pace Analytical Services - Charlotte
Associated Lab Samples: 92587345001, 92587345002, 92587345003, 92587345004, 92587345005

METHOD BLANK: 3545096 Matrix: Water
Associated Lab Samples: 92587345001, 92587345002, 92587345003, 92587345004, 92587345005

Parameter	Units	Blank Result	Reporting Limit	Analyzed	Qualifiers
Benzene	ug/L	ND	1.0	02/10/22 10:30	
Ethylbenzene	ug/L	ND	1.0	02/10/22 10:30	
m&p-Xylene	ug/L	ND	2.0	02/10/22 10:30	
o-Xylene	ug/L	ND	1.0	02/10/22 10:30	
Toluene	ug/L	ND	1.0	02/10/22 10:30	
Xylene (Total)	ug/L	ND	1.0	02/10/22 10:30	
1,2-Dichloroethane-d4 (S)	%	74	70-130	02/10/22 10:30	
4-Bromofluorobenzene (S)	%	95	70-130	02/10/22 10:30	
Toluene-d8 (S)	%	103	70-130	02/10/22 10:30	

LABORATORY CONTROL SAMPLE: 3545097

Parameter	Units	Spike Conc.	LCS Result	LCS % Rec	% Rec Limits	Qualifiers
Benzene	ug/L	50	45.4	91	70-130	
Ethylbenzene	ug/L	50	45.8	92	70-130	
m&p-Xylene	ug/L	100	90.4	90	70-130	
o-Xylene	ug/L	50	46.6	93	70-130	
Toluene	ug/L	50	42.3	85	70-130	
Xylene (Total)	ug/L	150	137	91	70-130	
1,2-Dichloroethane-d4 (S)	%			83	70-130	
4-Bromofluorobenzene (S)	%			97	70-130	
Toluene-d8 (S)	%			93	70-130	

MATRIX SPIKE SAMPLE: 3545099

Parameter	Units	92587345002 Result	Spike Conc.	MS Result	MS % Rec	% Rec Limits	Qualifiers
Benzene	ug/L	ND	20	21.3	107	67-150	
Ethylbenzene	ug/L	ND	20	20.7	104	68-143	
m&p-Xylene	ug/L	ND	40	40.9	102	53-157	
o-Xylene	ug/L	ND	20	20.8	104	68-143	
Toluene	ug/L	ND	20	20.2	101	47-157	
Xylene (Total)	ug/L	ND	60	61.7	103	66-145	
1,2-Dichloroethane-d4 (S)	%				82	70-130	
4-Bromofluorobenzene (S)	%				96	70-130	
Toluene-d8 (S)	%				97	70-130	

Results presented on this page are in the units indicated by the "Units" column except where an alternate unit is presented to the right of the result.

REPORT OF LABORATORY ANALYSIS

This report shall not be reproduced, except in full,
without the written consent of Pace Analytical Services, LLC.

Pace Analytical Services, LLC
9800 Kincey Ave. Suite 100
Huntersville, NC 28078
(704)875-9092

QUALITY CONTROL DATA

Project: PROJ-002116
Pace Project No.: 92587345

SAMPLE DUPLICATE: 3545098

Parameter	Units	92587345001 Result	Dup Result	RPD	Qualifiers
Benzene	ug/L	ND	ND		
Ethylbenzene	ug/L	ND	ND		
m&p-Xylene	ug/L	ND	ND		
o-Xylene	ug/L	ND	ND		
Toluene	ug/L	ND	ND		
Xylene (Total)	ug/L	ND	ND		
1,2-Dichloroethane-d4 (S)	%	76	77		
4-Bromofluorobenzene (S)	%	98	98		
Toluene-d8 (S)	%	104	105		

Results presented on this page are in the units indicated by the "Units" column except where an alternate unit is presented to the right of the result.

REPORT OF LABORATORY ANALYSIS

This report shall not be reproduced, except in full,
without the written consent of Pace Analytical Services, LLC.

Pace Analytical Services, LLC
9800 Kincey Ave. Suite 100
Huntersville, NC 28078
(704)875-9092

QUALIFIERS

Project: PROJ-002116
Pace Project No.: 92587345

DEFINITIONS

DF - Dilution Factor, if reported, represents the factor applied to the reported data due to dilution of the sample aliquot.

ND - Not Detected at or above adjusted reporting limit.

TNTC - Too Numerous To Count

J - Estimated concentration above the adjusted method detection limit and below the adjusted reporting limit.

MDL - Adjusted Method Detection Limit.

PQL - Practical Quantitation Limit.

RL - Reporting Limit - The lowest concentration value that meets project requirements for quantitative data with known precision and bias for a specific analyte in a specific matrix.

S - Surrogate

1,2-Diphenylhydrazine decomposes to and cannot be separated from Azobenzene using Method 8270. The result for each analyte is a combined concentration.

Consistent with EPA guidelines, unrounded data are displayed and have been used to calculate % recovery and RPD values.

LCS(D) - Laboratory Control Sample (Duplicate)

MS(D) - Matrix Spike (Duplicate)

DUP - Sample Duplicate

RPD - Relative Percent Difference

NC - Not Calculable.

SG - Silica Gel - Clean-Up

U - Indicates the compound was analyzed for, but not detected.

Acid preservation may not be appropriate for 2 Chloroethylvinyl ether.

A separate vial preserved to a pH of 4-5 is recommended in SW846 Chapter 4 for the analysis of Acrolein and Acrylonitrile by EPA Method 8260.

N-Nitrosodiphenylamine decomposes and cannot be separated from Diphenylamine using Method 8270. The result reported for each analyte is a combined concentration.

Reported results are not rounded until the final step prior to reporting. Therefore, calculated parameters that are typically reported as "Total" may vary slightly from the sum of the reported component parameters.

Pace Analytical is TNI accredited. Contact your Pace PM for the current list of accredited analytes.

TNI - The NELAC Institute.

This report shall not be reproduced, except in full,
without the written consent of Pace Analytical Services, LLC.

Pace Analytical Services, LLC
9800 Kincey Ave. Suite 100
Huntersville, NC 28078
(704)875-9092

QUALITY CONTROL DATA CROSS REFERENCE TABLE

Project: PROJ-002116
Pace Project No.: 92587345

Lab ID	Sample ID	QC Batch Method	QC Batch	Analytical Method	Analytical Batch
92587345001	**22040-SW-SEEP**	EPA 5030B/8015C	677455		
92587345002	**22040-SW-CONFLUENCE**	EPA 5030B/8015C	677455		
92587345003	**22040-SW-SEEP 2**	EPA 5030B/8015C	677455		
92587345004	**22040-SW-CONFLUENCE 2**	EPA 5030B/8015C	677455		
92587345005	**22040-SW-G**	EPA 5030B/8015C	677455		
92587345001	**22040-SW-SEEP**	EPA 8260D	677362		
92587345002	**22040-SW-CONFLUENCE**	EPA 8260D	677362		
92587345003	**22040-SW-SEEP 2**	EPA 8260D	677362		
92587345004	**22040-SW-CONFLUENCE 2**	EPA 8260D	677362		
92587345005	**22040-SW-G**	EPA 8260D	677362		

This report shall not be reproduced, except in full,
without the written consent of Pace Analytical Services, LLC.

CHAIN-OF-CUSTODY Analytical Request Document

cal

Chain-of-Custody is a LEGAL DOCUMENT - Complete all relevent fields

LAB US

WO# : 92587345

92587345

umber o

Contair

-EPS

Billing Information: 400 Northridge Rd Suite 400 Sandy Springs, GA 30350

montrose-env.com

Email To: Jnicolette@montrose-env.com

ntrose-env.com

Site Collection Info/Address:

umber: 6

State: NC / County/City: Huntersville

Time Zone Collected: [ ] PT [ ] MT [ ] CT [✓] ET

Site/Facility ID #:

Compliance Monitoring? [ ] Yes [ ] No

Purchase Order #:
Quote #:

DW PWS ID #:
DW Location Code:

Turnaround Date Required:

Immediately Packed on Ice: [✓] Yes [ ] No

] Return

Rush: [✓] Same Day [ ] Next Day [ ] 2 Day [ ] 3 Day [ ] 4 Day [ ] 5 Day (Expedite Charges Apply)

Field Filtered (if applicable): [ ] Yes [ ] No

Analysis: _____

** Preservative Types: (1) nitric acid, (2) sulfuric acid, (3) hydrochloric acid, (4) sodium hydroxide, (5) zinc acetate (6) methanol, (7) sodium bisulfate, (8) sodium thiosulfate, (9) hexane, (A) ascorbic acid, (B) ammonium sulfate, (C) ammonium hydroxide, (D) TSP, (U) Unpreserved, (O) Other _____

Matrix box below): Drinking Water (DW), Ground Water (GW), Wastewater (WW),), Oil (OL), Wipe (WP), Air (AR), Tissue (TS), Bioassay (B), Vapor (V), Other (OT)

	Matrix *	Comp / Grab	Collected (or Composite Start) Date	Time	Composite End Date	Time	Res Cl	# of Ctns	BTEX	TPH-GRO	Lab Profile/Line:
p	SW	G	2/9/22	1250				6	4	4	001
nce	SW	G	2/9/22	1255				6	4	4	002
2	SW	G	2/9/22	1300				6	4	4	003
nce 2	SW	G	2/9/22	1305				6	4	4	004
	SW	G	2/9/22	1310				6	4	4	005

Analyses

Lab Sample Receipt Checklist

Custody Seals Present/Intact
Custody Signatures Present
Collector Signature Present
Bottles Intact
Correct Bottles
Sufficient Volume
Samples Received on Ice
VOA - Headspace Acceptable
USDA Regulated Soils
Samples in Holding Time
Residual Chlorine Present
Cl Strips: _____
Sample pH Acceptable
pH Strips: _____
Sulfide Present
Lead Acetate Strips: _____

LAB USE ONLY:
Lab Sample # / Comments:

92587345

al Conditions / Possible Hazards: Water

Type of Ice Used: Wet Blue Dry None

Packing Material Used: BB

Radchem sample(s) screened (<500 cpm): Y N NA

SHORT HOLDS PRESENT (<72 hours): Y N N/A

Lab Tracking #: 2683190

Samples received via: FEDEX UPS Client Courier Pace Courier

Lab Sample Temperature In

Temp Blank Received:
Therm ID#: 012T0
Cooler 1 Temp Upon Re
Cooler 1 Therm Corr. Fa
Cooler 1 Corrected Tem
Comments:

(Signature)	Date/Time:	Received by/Company: (Signature)	Date/Time:
	2/9/22 / 1620	JB Pace HVL	1620 2/9/22
(Signature)	Date/Time:	Received by/Company: (Signature)	Date/Time:
(Signature)	Date/Time:	Received by/Company: (Signature)	Date/Time:

MTJL LAB USE ONLY

Table #:
Acctnum:
Template:
Prelogin:
PM:
PB:

Trip Blank Received: Y
HCL MeOH TSP

Non Conformance(s): YES / NO

***Check mark top half of box if pH and/or dechlorination is verified and within the acceptance range for preservation samples.**

Exceptions: VOA, Coliform, TOC, Oil and Grease, DRO/8015 (water) DOC, LLHg

****Bottom half of box is to list number of bottles**

Project #

WO# : 92587345

PM: BV Due Date: 02/10/22

CLIENT: 92-MontEnvGr

Item#	BP4U-125 mL Plastic Unpreserved (N/A) (Cl-)	BP3U-250 mL Plastic Unpreserved (N/A)	BP2U-500 mL Plastic Unpreserved (N/A)	BP1U-1 liter Plastic Unpreserved (N/A)	BP4S-125 mL Plastic H2SO4 (pH < 2) (Cl-)	BP3N-250 mL plastic HNO3 (pH < 2)	BP4Z-125 mL Plastic ZN Acetate & NaOH (>9)	BP4B-125 mL Plastic NaOH (pH > 12) (Cl-)	WGFU-Wide-mouthed Glass jar Unpreserved	AG1U-1 liter Amber Unpreserved (N/A) (Cl-)	AG1H-1 liter Amber HCl (pH < 2)	AG3U-250 mL Amber Unpreserved (N/A) (Cl-)	AG1S-1 liter Amber H2SO4 (pH < 2)	AG3S-250 mL Amber H2SO4 (pH < 2)	AG3A(DG3A)-250 mL Amber NH4Cl (N/A)(Cl-)	DG9H-40 mL VOA HCl (N/A)	VG9T-40 mL VOA Na2S2O3 (N/A)	VG9U-40 mL VOA Unpreserved (N/A)	DG9P-40 mL VOA H3PO4 (N/A)	VOAK (3 vials per kit)-5035 kit (N/A)	V/GK (3 vials per kit)-VPH/Gas kit (N/A)	SP5T-125 mL Sterile Plastic (N/A – lab)	SP2T-250 mL Sterile Plastic (N/A – lab)		BP3A-250 mL Plastic (NH2)2SO4 (9.3-9.7)	AG0U-100 mL Amber Unpreserved vials (N/A)	VSGU-20 mL Scintillation vials (N/A)	DG9U-40 mL Amber Unpreserved vials (N/A)
1																6													
2																6													
3																6													
4																6													
5																6													
6																													
7																													
8																													
9																													
10																													
11																													
12																													

pH Adjustment Log for Preserved Samples

Sample ID	Type of Preservative	pH upon receipt	Date preservation adjusted	Time preservation adjusted	Amount of Preservative added	Lot #

Note: Whenever there is a discrepancy affecting North Carolina compliance samples, a copy of this form will be sent to the North Carolina DEHNR Certification Office (i.e.

APPENDIX E

FREE PRODUCT AND PCW RECOVERY INFORMATION

Appendix E
Petroleum Contact Water And Free Product Recovery Graphs

Colonial Pipeline Company
2020-L1-2448 Incident
Huntersville, North Carolina

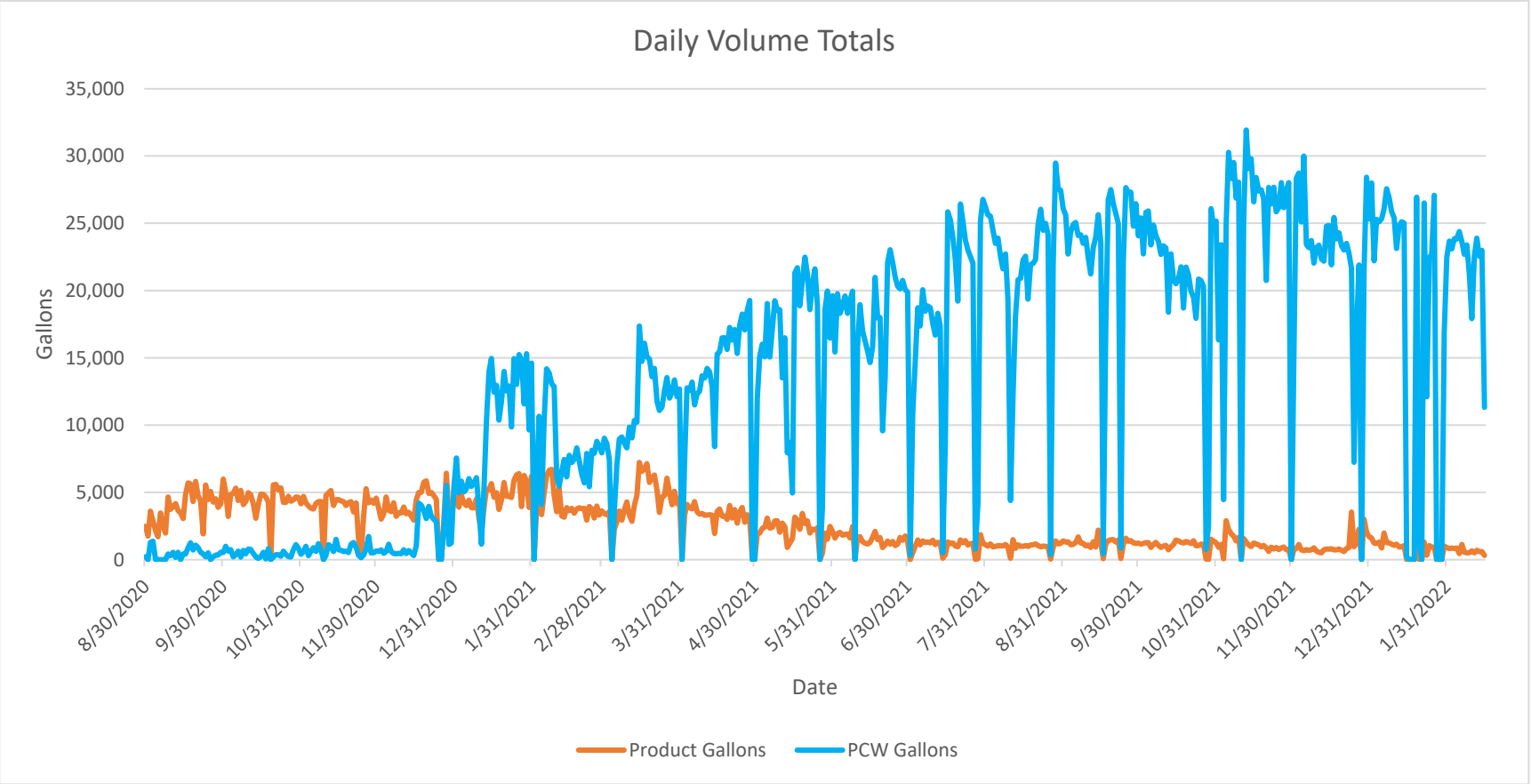

Notes:
PCW = Petroleum Contact Water

Appendix E
Petroleum Contact Water And Free Product Recovery Graphs

Colonial Pipeline Company
2020-L1-2448 Incident
Huntersville, North Carolina

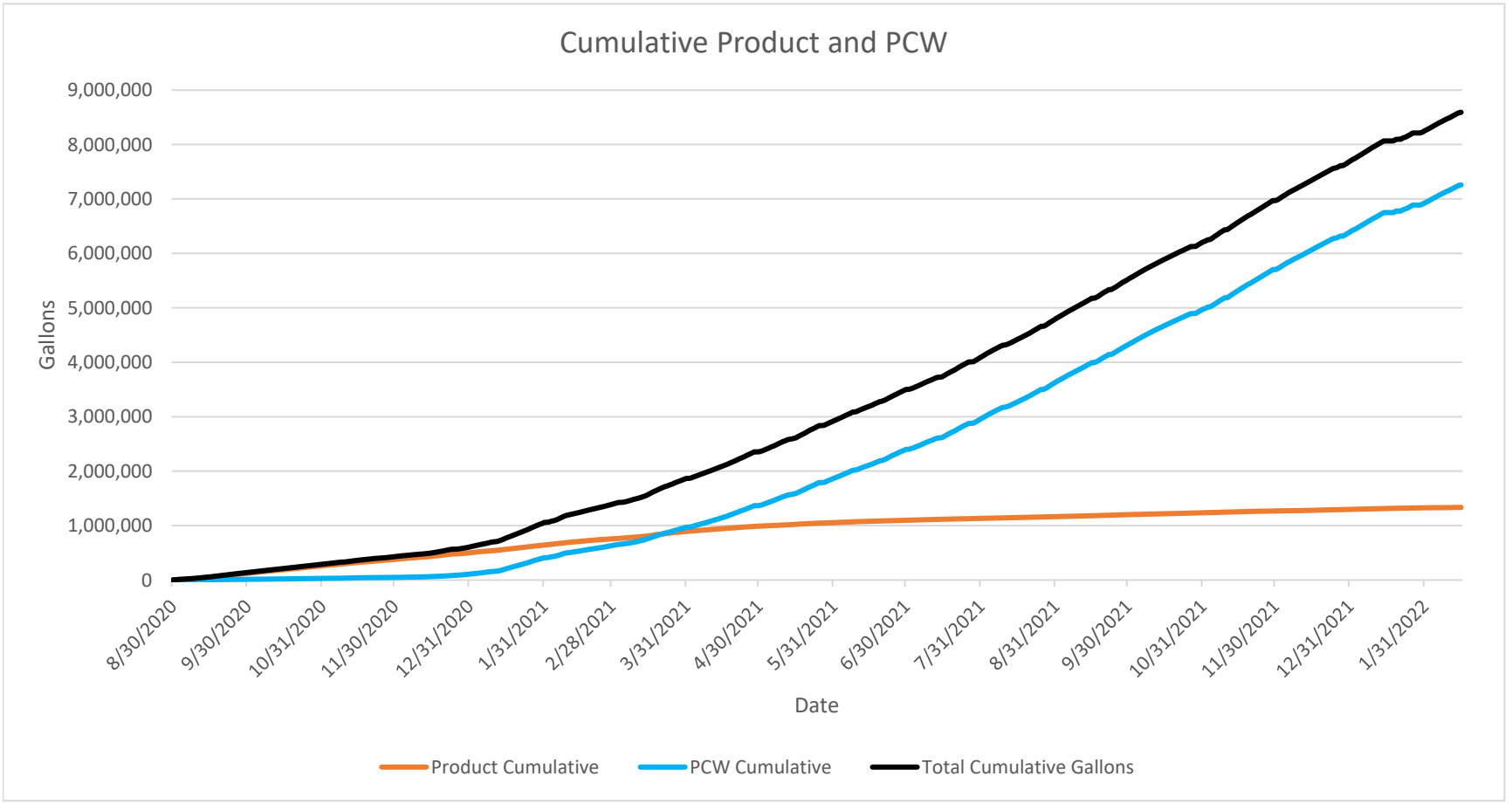

Notes:
PCW = Petroleum Contact Water

Appendix E - Table 1
Summary of Frac Tank Recovery Volumes
(August 30, 2020 - February 15, 2022)

Colonial Pipeline Company
2020-L1-SR2448 Incident
Huntersville, North Carolina

Date	Product Gallons	PCW Gallons	Total Gallons	Product Cumulative	PCW Cumulative	Total Cumulative Gallons
8/30/2020	2,483	211	2,694	2,483	211	2,694
8/31/2020	1,759	0	1,759	4,242	211	4,453
9/1/2020	3,605	1,289	4,894	7,847	1,500	9,347
9/2/2020	2,867	1,373	4,240	10,714	2,873	13,587
9/3/2020	2,167	0	2,167	12,881	2,873	15,754
9/4/2020	1,699	0	1,699	14,580	2,873	17,453
9/5/2020	3,462	0	3,462	18,042	2,873	20,915
9/6/2020	2,486	0	2,486	20,528	2,873	23,401
9/7/2020	1,975	0	1,975	22,503	2,873	25,376
9/8/2020	4,657	422	5,079	27,160	3,295	30,455
9/9/2020	3,740	294	4,034	30,900	3,589	34,489
9/10/2020	3,945	549	4,494	34,845	4,138	38,983
9/11/2020	4,163	167	4,330	39,008	4,305	43,313
9/12/2020	3,659	548	4,207	42,667	4,853	47,520
9/13/2020	3,481	0	3,481	46,148	4,853	51,001
9/14/2020	3,053	422	3,475	49,201	5,275	54,476
9/15/2020	4,843	422	5,265	54,044	5,697	59,741
9/16/2020	5,708	896	6,604	59,752	6,593	66,345
9/17/2020	5,618	1,256	6,874	65,370	7,849	73,219
9/18/2020	4,319	719	5,038	69,689	8,568	78,257
9/19/2020	5,809	1,075	6,884	75,498	9,643	85,141
9/20/2020	4,770	899	5,669	80,268	10,542	90,810
9/21/2020	4,358	548	4,906	84,626	11,090	95,716
9/22/2020	1,915	422	2,337	86,541	11,512	98,053
9/23/2020	5,548	211	5,759	92,089	11,723	103,812
9/24/2020	4,468	505	4,973	96,557	12,228	108,785
9/25/2020	5,076	0	5,076	101,633	12,228	113,861
9/26/2020	4,280	211	4,491	105,913	12,439	118,352
9/27/2020	4,518	338	4,856	110,431	12,777	123,208
9/28/2020	3,893	347	4,240	114,324	13,124	127,448
9/29/2020	4,130	549	4,679	118,454	13,673	132,127

Appendix E - Table 1
Summary of Frac Tank Recovery Volumes
(August 30, 2020 - February 15, 2022)

Colonial Pipeline Company
2020-L1-SR2448 Incident
Huntersville, North Carolina

Date	Product Gallons	PCW Gallons	Total Gallons	Product Cumulative	PCW Cumulative	Total Cumulative Gallons
9/30/2020	5,994	527	6,521	124,448	14,200	138,648
10/1/2020	5,019	991	6,010	129,467	15,191	144,658
10/2/2020	3,217	633	3,850	132,684	15,824	148,508
10/3/2020	4,831	753	5,584	137,515	16,577	154,092
10/4/2020	4,932	213	5,145	142,447	16,790	159,237
10/5/2020	5,317	367	5,684	147,764	17,157	164,921
10/6/2020	4,392	635	5,027	152,156	17,792	169,948
10/7/2020	5,142	189	5,331	157,298	17,981	175,279
10/8/2020	4,085	690	4,775	161,383	18,671	180,054
10/9/2020	4,322	428	4,750	165,705	19,099	184,804
10/10/2020	4,978	793	5,771	170,683	19,892	190,575
10/11/2020	4,834	756	5,590	175,517	20,648	196,165
10/12/2020	4,157	466	4,623	179,674	21,114	200,788
10/13/2020	3,072	203	3,275	182,746	21,317	204,063
10/14/2020	4,067	95	4,162	186,813	21,412	208,225
10/15/2020	4,874	219	5,093	191,687	21,631	213,318
10/16/2020	4,847	553	5,400	196,534	22,184	218,718
10/17/2020	4,659	48	4,707	201,193	22,232	223,425
10/18/2020	4,284	829	5,113	205,477	23,061	228,538
10/19/2020	0	0	0	205,477	23,061	228,538
10/20/2020	5,559	187	5,746	211,036	23,248	234,284
10/21/2020	5,588	367	5,955	216,624	23,615	240,239
10/22/2020	5,189	375	5,564	221,813	23,990	245,803
10/23/2020	5,340	250	5,590	227,153	24,240	251,393
10/24/2020	4,257	629	4,886	231,410	24,869	256,279
10/25/2020	4,257	388	4,645	235,667	25,257	260,924
10/26/2020	4,712	219	4,931	240,379	25,476	265,855
10/27/2020	4,340	201	4,541	244,719	25,677	270,396
10/28/2020	4,442	751	5,193	249,161	26,428	275,589
10/29/2020	4,665	1,120	5,785	253,826	27,548	281,374
10/30/2020	4,626	858	5,484	258,452	28,406	286,858

Appendix E - Table 1
Summary of Frac Tank Recovery Volumes
(August 30, 2020 - February 15, 2022)

Colonial Pipeline Company
2020-L1-SR2448 Incident
Huntersville, North Carolina

Date	Product Gallons	PCW Gallons	Total Gallons	Product Cumulative	PCW Cumulative	Total Cumulative Gallons
10/31/2020	4,156	400	4,556	262,608	28,806	291,414
11/1/2020	4,705	600	5,305	267,313	29,406	296,719
11/2/2020	4,219	996	5,215	271,532	30,402	301,934
11/3/2020	3,997	298	4,295	275,529	30,700	306,229
11/4/2020	3,824	614	4,438	279,353	31,314	310,667
11/5/2020	3,761	891	4,652	283,114	32,205	315,319
11/6/2020	4,184	609	4,793	287,298	32,814	320,112
11/7/2020	4,309	1,197	5,506	291,607	34,011	325,618
11/8/2020	4,324	741	5,065	295,931	34,752	330,683
11/9/2020	0	0	0	295,931	34,752	330,683
11/10/2020	4,781	331	5,112	300,712	35,083	335,795
11/11/2020	4,980	1,119	6,099	305,692	36,202	341,894
11/12/2020	5,132	958	6,090	310,824	37,160	347,984
11/13/2020	4,027	603	4,630	314,851	37,763	352,614
11/14/2020	4,453	1,508	5,961	319,304	39,271	358,575
11/15/2020	4,467	744	5,211	323,771	40,015	363,786
11/16/2020	4,365	694	5,059	328,136	40,709	368,845
11/17/2020	4,311	606	4,917	332,447	41,315	373,762
11/18/2020	4,029	638	4,667	336,476	41,953	378,429
11/19/2020	4,241	533	4,774	340,717	42,486	383,203
11/20/2020	4,317	1,153	5,470	345,034	43,639	388,673
11/21/2020	3,549	1,281	4,830	348,583	44,920	393,503
11/22/2020	4,213	905	5,118	352,796	45,825	398,621
11/23/2020	1,554	320	1,874	354,350	46,145	400,495
11/24/2020	434	149	583	354,784	46,294	401,078
11/25/2020	3,265	353	3,618	358,049	46,647	404,696
11/26/2020	5,278	772	6,050	363,327	47,419	410,746
11/27/2020	4,224	1,726	5,950	367,551	49,145	416,696
11/28/2020	4,427	506	4,933	371,978	49,651	421,629
11/29/2020	4,193	506	4,699	376,171	50,157	426,328
11/30/2020	4,579	641	5,220	380,750	50,798	431,548

Appendix E - Table 1
Summary of Frac Tank Recovery Volumes
(August 30, 2020 - February 15, 2022)

Colonial Pipeline Company
2020-L1-SR2448 Incident
Huntersville, North Carolina

Date	Product Gallons	PCW Gallons	Total Gallons	Product Cumulative	PCW Cumulative	Total Cumulative Gallons
12/1/2020	3,842	612	4,454	384,592	51,410	436,002
12/2/2020	3,008	726	3,734	387,600	52,136	439,736
12/3/2020	3,402	473	3,875	391,002	52,609	443,611
12/4/2020	4,657	605	5,262	395,659	53,214	448,873
12/5/2020	3,678	1,148	4,826	399,337	54,362	453,699
12/6/2020	3,567	599	4,166	402,904	54,961	457,865
12/7/2020	4,231	458	4,689	407,135	55,419	462,554
12/8/2020	3,228	444	3,672	410,363	55,863	466,226
12/9/2020	3,500	461	3,961	413,863	56,324	470,187
12/10/2020	3,462	442	3,904	417,325	56,766	474,091
12/11/2020	3,909	743	4,652	421,234	57,509	478,743
12/12/2020	3,413	453	3,866	424,647	57,962	482,609
12/13/2020	3,514	677	4,191	428,161	58,639	486,800
12/14/2020	3,249	494	3,743	431,410	59,133	490,543
12/15/2020	2,934	305	3,239	434,344	59,438	493,782
12/16/2020	4,453	1,037	5,490	438,797	60,475	499,272
12/17/2020	4,991	4,203	9,194	443,788	64,678	508,466
12/18/2020	5,014	4,052	9,066	448,802	68,730	517,532
12/19/2020	5,763	3,640	9,403	454,565	72,370	526,935
12/20/2020	5,855	3,057	8,912	460,420	75,427	535,847
12/21/2020	4,926	3,960	8,886	465,346	79,387	544,733
12/22/2020	5,000	3,233	8,233	470,346	82,620	552,966
12/23/2020	4,770	2,999	7,769	475,116	85,619	560,735
12/24/2020	4,484	2,830	7,314	479,600	88,449	568,049
12/25/2020	0	0	0	479,600	88,449	568,049
12/26/2020	0	0	0	479,600	88,449	568,049
12/27/2020	2,913	2,463	5,376	482,513	90,912	573,425
12/28/2020	6,426	5,523	11,949	488,939	96,435	585,374
12/29/2020	3,400	1,128	4,528	492,339	97,563	589,902
12/30/2020	3,423	1,237	4,660	495,762	98,800	594,562
12/31/2020	4,211	5,357	9,568	499,973	104,157	604,130

Appendix E - Table 1
Summary of Frac Tank Recovery Volumes
(August 30, 2020 - February 15, 2022)

Colonial Pipeline Company
2020-L1-SR2448 Incident
Huntersville, North Carolina

Date	Product Gallons	PCW Gallons	Total Gallons	Product Cumulative	PCW Cumulative	Total Cumulative Gallons
1/1/2021	5,761	7,551	13,312	505,734	111,708	617,442
1/2/2021	3,900	4,964	8,864	509,634	116,672	626,306
1/3/2021	4,766	5,837	10,603	514,400	122,509	636,909
1/4/2021	4,205	5,043	9,248	518,605	127,552	646,157
1/5/2021	4,016	5,249	9,265	522,621	132,801	655,422
1/6/2021	4,432	6,026	10,458	527,053	138,827	665,880
1/7/2021	3,872	5,445	9,317	530,925	144,272	675,197
1/8/2021	3,847	5,685	9,532	534,772	149,957	684,729
1/9/2021	4,524	6,093	10,617	539,296	156,050	695,346
1/10/2021	3,137	3,823	6,960	542,433	159,873	702,306
1/11/2021	2,007	1,153	3,160	544,440	161,026	705,466
1/12/2021	3,858	5,308	9,166	548,298	166,334	714,632
1/13/2021	5,217	10,258	15,475	553,515	176,592	730,107
1/14/2021	5,201	13,962	19,163	558,716	190,554	749,270
1/15/2021	5,650	14,952	20,602	564,366	205,506	769,872
1/16/2021	4,637	12,453	17,090	569,003	217,959	786,962
1/17/2021	4,978	12,960	17,938	573,981	230,919	804,900
1/18/2021	3,727	10,368	14,095	577,708	241,287	818,995
1/19/2021	4,461	11,795	16,256	582,169	253,082	835,251
1/20/2021	5,743	13,994	19,737	587,912	267,076	854,988
1/21/2021	4,709	12,531	17,240	592,621	279,607	872,228
1/22/2021	4,704	12,907	17,611	597,325	292,514	889,839
1/23/2021	4,616	9,859	14,475	601,941	302,373	904,314
1/24/2021	5,909	14,939	20,848	607,850	317,312	925,162
1/25/2021	6,308	13,020	19,328	614,158	330,332	944,490
1/26/2021	6,395	15,237	21,632	620,553	345,569	966,122
1/27/2021	3,937	14,881	18,818	624,490	360,450	984,940
1/28/2021	6,260	11,577	17,837	630,750	372,027	1,002,777
1/29/2021	5,849	15,300	21,149	636,599	387,327	1,023,926
1/30/2021	3,879	9,635	13,514	640,478	396,962	1,037,440
1/31/2021	6,205	14,603	20,808	646,683	411,565	1,058,248

Appendix E - Table 1
Summary of Frac Tank Recovery Volumes
(August 30, 2020 - February 15, 2022)

Colonial Pipeline Company
2020-L1-SR2448 Incident
Huntersville, North Carolina

Date	Product Gallons	PCW Gallons	Total Gallons	Product Cumulative	PCW Cumulative	Total Cumulative Gallons
2/1/2021	0	0	0	646,683	411,565	1,058,248
2/2/2021	3,896	6,077	9,973	650,579	417,642	1,068,221
2/3/2021	4,906	10,649	15,555	655,485	428,291	1,083,776
2/4/2021	3,348	4,110	7,458	658,833	432,401	1,091,234
2/5/2021	4,989	10,435	15,424	663,822	442,836	1,106,658
2/6/2021	6,214	14,186	20,400	670,036	457,022	1,127,058
2/7/2021	6,643	13,881	20,524	676,679	470,903	1,147,582
2/8/2021	6,707	13,046	19,753	683,386	483,949	1,167,335
2/9/2021	4,791	12,869	17,660	688,177	496,818	1,184,995
2/10/2021	3,559	6,147	9,706	691,736	502,965	1,194,701
2/11/2021	5,317	5,464	10,781	697,053	508,429	1,205,482
2/12/2021	3,247	6,544	9,791	700,300	514,973	1,215,273
2/13/2021	3,161	7,448	10,609	703,461	522,421	1,225,882
2/14/2021	3,871	6,151	10,022	707,332	528,572	1,235,904
2/15/2021	3,631	7,754	11,385	710,963	536,326	1,247,289
2/16/2021	3,813	7,217	11,030	714,776	543,543	1,258,319
2/17/2021	3,460	7,460	10,920	718,236	551,003	1,269,239
2/18/2021	3,775	8,302	12,077	722,011	559,305	1,281,316
2/19/2021	3,853	7,359	11,212	725,864	566,664	1,292,528
2/20/2021	3,794	6,349	10,143	729,658	573,013	1,302,671
2/21/2021	3,812	5,709	9,521	733,470	578,722	1,312,192
2/22/2021	2,943	7,897	10,840	736,413	586,619	1,323,032
2/23/2021	3,955	5,418	9,373	740,368	592,037	1,332,405
2/24/2021	3,773	8,124	11,897	744,141	600,161	1,344,302
2/25/2021	3,098	7,905	11,003	747,239	608,066	1,355,305
2/26/2021	3,979	8,797	12,776	751,218	616,863	1,368,081
2/27/2021	3,307	8,430	11,737	754,525	625,293	1,379,818
2/28/2021	3,624	7,935	11,559	758,149	633,228	1,391,377
3/1/2021	3,414	9,028	12,442	761,563	642,256	1,403,819
3/2/2021	3,348	8,627	11,975	764,911	650,883	1,415,794
3/3/2021	3,577	7,451	11,028	768,488	658,334	1,426,822

Appendix E - Table 1
Summary of Frac Tank Recovery Volumes
(August 30, 2020 - February 15, 2022)

Colonial Pipeline Company
2020-L1-SR2448 Incident
Huntersville, North Carolina

Date	Product Gallons	PCW Gallons	Total Gallons	Product Cumulative	PCW Cumulative	Total Cumulative Gallons
3/4/2021	0	0	0	768,488	658,334	1,426,822
3/5/2021	2,251	3,625	5,876	770,739	661,959	1,432,698
3/6/2021	2,818	7,042	9,860	773,557	669,001	1,442,558
3/7/2021	3,613	8,959	12,572	777,170	677,960	1,455,130
3/8/2021	2,942	9,124	12,066	780,112	687,084	1,467,196
3/9/2021	3,721	8,641	12,362	783,833	695,725	1,479,558
3/10/2021	4,287	8,309	12,596	788,120	704,034	1,492,154
3/11/2021	3,297	9,846	13,143	791,417	713,880	1,505,297
3/12/2021	2,855	9,044	11,899	794,272	722,924	1,517,196
3/13/2021	4,033	10,346	14,379	798,305	733,270	1,531,575
3/14/2021	4,790	10,219	15,009	803,095	743,489	1,546,584
3/15/2021	7,232	17,365	24,597	810,327	760,854	1,571,181
3/16/2021	6,558	14,733	21,291	816,885	775,587	1,592,472
3/17/2021	6,760	16,088	22,848	823,645	791,675	1,615,320
3/18/2021	7,129	15,072	22,201	830,774	806,747	1,637,521
3/19/2021	5,736	14,908	20,644	836,510	821,655	1,658,165
3/20/2021	6,113	13,590	19,703	842,623	835,245	1,677,868
3/21/2021	6,283	14,210	20,493	848,906	849,455	1,698,361
3/22/2021	5,172	11,773	16,945	854,078	861,228	1,715,306
3/23/2021	3,508	11,082	14,590	857,586	872,310	1,729,896
3/24/2021	4,670	11,337	16,007	862,256	883,647	1,745,903
3/25/2021	4,770	12,596	17,366	867,026	896,243	1,763,269
3/26/2021	6,056	13,540	19,596	873,082	909,783	1,782,865
3/27/2021	4,955	12,006	16,961	878,037	921,789	1,799,826
3/28/2021	4,082	12,468	16,550	882,119	934,257	1,816,376
3/29/2021	5,080	13,354	18,434	887,199	947,611	1,834,810
3/30/2021	4,159	12,113	16,272	891,358	959,724	1,851,082
3/31/2021	4,520	12,677	17,197	895,878	972,401	1,868,279
4/1/2021	0	0	0	895,878	972,401	1,868,279
4/2/2021	3,297	7,305	10,602	899,175	979,706	1,878,881
4/3/2021	4,096	12,765	16,861	903,271	992,471	1,895,742

Appendix E - Table 1
Summary of Frac Tank Recovery Volumes
(August 30, 2020 - February 15, 2022)

Colonial Pipeline Company
2020-L1-SR2448 Incident
Huntersville, North Carolina

Date	Product Gallons	PCW Gallons	Total Gallons	Product Cumulative	PCW Cumulative	Total Cumulative Gallons
4/4/2021	3,866	12,574	16,440	907,137	1,005,045	1,912,182
4/5/2021	3,772	13,203	16,975	910,909	1,018,248	1,929,157
4/6/2021	4,310	11,503	15,813	915,219	1,029,751	1,944,970
4/7/2021	3,559	12,322	15,881	918,778	1,042,073	1,960,851
4/8/2021	3,384	12,510	15,894	922,162	1,054,583	1,976,745
4/9/2021	3,436	13,669	17,105	925,598	1,068,252	1,993,850
4/10/2021	3,300	13,500	16,800	928,898	1,081,752	2,010,650
4/11/2021	3,322	14,211	17,533	932,220	1,095,963	2,028,183
4/12/2021	3,338	13,947	17,285	935,558	1,109,910	2,045,468
4/13/2021	3,307	12,839	16,146	938,865	1,122,749	2,061,614
4/14/2021	1,940	8,403	10,343	940,805	1,131,152	2,071,957
4/15/2021	3,595	15,275	18,870	944,400	1,146,427	2,090,827
4/16/2021	3,762	15,452	19,214	948,162	1,161,879	2,110,041
4/17/2021	3,236	16,485	19,721	951,398	1,178,364	2,129,762
4/18/2021	3,232	16,487	19,719	954,630	1,194,851	2,149,481
4/19/2021	2,987	15,621	18,608	957,617	1,210,472	2,168,089
4/20/2021	4,025	17,262	21,287	961,642	1,227,734	2,189,376
4/21/2021	3,092	16,313	19,405	964,734	1,244,047	2,208,781
4/22/2021	3,719	17,098	20,817	968,453	1,261,145	2,229,598
4/23/2021	2,715	15,327	18,042	971,168	1,276,472	2,247,640
4/24/2021	3,549	17,390	20,939	974,717	1,293,862	2,268,579
4/25/2021	3,878	18,248	22,126	978,595	1,312,110	2,290,705
4/26/2021	2,778	17,069	19,847	981,373	1,329,179	2,310,552
4/27/2021	3,335	18,491	21,826	984,708	1,347,670	2,332,378
4/28/2021	3,014	19,271	22,285	987,722	1,366,941	2,354,663
4/29/2021	0	0	0	987,722	1,366,941	2,354,663
4/30/2021	0	0	0	987,722	1,366,941	2,354,663
5/1/2021	1,934	11,987	13,921	989,656	1,378,928	2,368,584
5/2/2021	1,980	15,134	17,114	991,636	1,394,062	2,385,698
5/3/2021	2,325	16,008	18,333	993,961	1,410,070	2,404,031
5/4/2021	2,425	15,066	17,491	996,386	1,425,136	2,421,522

Appendix E - Table 1
Summary of Frac Tank Recovery Volumes
(August 30, 2020 - February 15, 2022)

Colonial Pipeline Company
2020-L1-SR2448 Incident
Huntersville, North Carolina

Date	Product Gallons	PCW Gallons	Total Gallons	Product Cumulative	PCW Cumulative	Total Cumulative Gallons
5/5/2021	3,085	19,032	22,117	999,471	1,444,168	2,443,639
5/6/2021	2,345	15,059	17,404	1,001,816	1,459,227	2,461,043
5/7/2021	2,403	17,152	19,555	1,004,219	1,476,379	2,480,598
5/8/2021	2,890	19,248	22,138	1,007,109	1,495,627	2,502,736
5/9/2021	2,890	18,515	21,405	1,009,999	1,514,142	2,524,141
5/10/2021	2,037	18,575	20,612	1,012,036	1,532,717	2,544,753
5/11/2021	2,721	13,510	16,231	1,014,757	1,546,227	2,560,984
5/12/2021	2,438	16,482	18,920	1,017,195	1,562,709	2,579,904
5/13/2021	908	7,940	8,848	1,018,103	1,570,649	2,588,752
5/14/2021	1,240	8,716	9,956	1,019,343	1,579,365	2,598,708
5/15/2021	1,565	4,952	6,517	1,020,908	1,584,317	2,605,225
5/16/2021	3,158	21,313	24,471	1,024,066	1,605,630	2,629,696
5/17/2021	2,897	21,701	24,598	1,026,963	1,627,331	2,654,294
5/18/2021	2,249	18,859	21,108	1,029,212	1,646,190	2,675,402
5/19/2021	3,431	20,745	24,176	1,032,643	1,666,935	2,699,578
5/20/2021	2,684	22,475	25,159	1,035,327	1,689,410	2,724,737
5/21/2021	2,885	21,254	24,139	1,038,212	1,710,664	2,748,876
5/22/2021	1,980	18,580	20,560	1,040,192	1,729,244	2,769,436
5/23/2021	2,277	20,540	22,817	1,042,469	1,749,784	2,792,253
5/24/2021	2,213	21,616	23,829	1,044,682	1,771,400	2,816,082
5/25/2021	2,368	18,900	21,268	1,047,050	1,790,300	2,837,350
5/26/2021	0	0	0	1,047,050	1,790,300	2,837,350
5/27/2021	482	3,891	4,373	1,047,532	1,794,191	2,841,723
5/28/2021	1,964	18,596	20,560	1,049,496	1,812,787	2,862,283
5/29/2021	1,518	19,965	21,483	1,051,014	1,832,752	2,883,766
5/30/2021	2,471	16,467	18,938	1,053,485	1,849,219	2,902,704
5/31/2021	2,108	19,616	21,724	1,055,593	1,868,835	2,924,428
6/1/2021	1,604	15,429	17,033	1,057,197	1,884,264	2,941,461
6/2/2021	1,930	19,758	21,688	1,059,127	1,904,022	2,963,149
6/3/2021	2,027	18,300	20,327	1,061,154	1,922,322	2,983,476
6/4/2021	1,819	18,832	20,651	1,062,973	1,941,154	3,004,127

Appendix E - Table 1
Summary of Frac Tank Recovery Volumes
(August 30, 2020 - February 15, 2022)

Colonial Pipeline Company
2020-L1-SR2448 Incident
Huntersville, North Carolina

Date	Product Gallons	PCW Gallons	Total Gallons	Product Cumulative	PCW Cumulative	Total Cumulative Gallons
6/5/2021	1,882	19,595	21,477	1,064,855	1,960,749	3,025,604
6/6/2021	1,907	18,302	20,209	1,066,762	1,979,051	3,045,813
6/7/2021	1,617	19,257	20,874	1,068,379	1,998,308	3,066,687
6/8/2021	2,462	19,951	22,413	1,070,841	2,018,259	3,089,100
6/9/2021	0	0	0	1,070,841	2,018,259	3,089,100
6/10/2021	1,674	15,874	17,548	1,072,515	2,034,133	3,106,648
6/11/2021	1,711	18,952	20,663	1,074,226	2,053,085	3,127,311
6/12/2021	1,334	17,006	18,340	1,075,560	2,070,091	3,145,651
6/13/2021	1,229	16,245	17,474	1,076,789	2,086,336	3,163,125
6/14/2021	1,161	15,516	16,677	1,077,950	2,101,852	3,179,802
6/15/2021	1,274	14,650	15,924	1,079,224	2,116,502	3,195,726
6/16/2021	1,669	15,828	17,497	1,080,893	2,132,330	3,213,223
6/17/2021	2,101	20,983	23,084	1,082,994	2,153,313	3,236,307
6/18/2021	1,491	17,969	19,460	1,084,485	2,171,282	3,255,767
6/19/2021	1,648	17,994	19,642	1,086,133	2,189,276	3,275,409
6/20/2021	897	9,572	10,469	1,087,030	2,198,848	3,285,878
6/21/2021	1,107	13,566	14,673	1,088,137	2,212,414	3,300,551
6/22/2021	1,383	22,079	23,462	1,089,520	2,234,493	3,324,013
6/23/2021	1,153	23,023	24,176	1,090,673	2,257,516	3,348,189
6/24/2021	1,349	22,068	23,417	1,092,022	2,279,584	3,371,606
6/25/2021	1,051	21,023	22,074	1,093,073	2,300,607	3,393,680
6/26/2021	1,165	20,307	21,472	1,094,238	2,320,914	3,415,152
6/27/2021	1,644	20,119	21,763	1,095,882	2,341,033	3,436,915
6/28/2021	1,449	20,753	22,202	1,097,331	2,361,786	3,459,117
6/29/2021	1,763	20,059	21,822	1,099,094	2,381,845	3,480,939
6/30/2021	1,353	19,890	21,243	1,100,447	2,401,735	3,502,182
7/1/2021	0	336	336	1,100,447	2,402,071	3,502,518
7/2/2021	525	10,911	11,436	1,100,972	2,412,982	3,513,954
7/3/2021	968	14,632	15,600	1,101,940	2,427,614	3,529,554
7/4/2021	1,466	18,711	20,177	1,103,406	2,446,325	3,549,731
7/5/2021	1,098	17,365	18,463	1,104,504	2,463,690	3,568,194

Appendix E - Table 1
Summary of Frac Tank Recovery Volumes
(August 30, 2020 - February 15, 2022)

Colonial Pipeline Company
2020-L1-SR2448 Incident
Huntersville, North Carolina

Date	Product Gallons	PCW Gallons	Total Gallons	Product Cumulative	PCW Cumulative	Total Cumulative Gallons
7/6/2021	1,391	20,054	21,445	1,105,895	2,483,744	3,589,639
7/7/2021	1,275	18,462	19,737	1,107,170	2,502,206	3,609,376
7/8/2021	1,316	18,857	20,173	1,108,486	2,521,063	3,629,549
7/9/2021	1,246	18,726	19,972	1,109,732	2,539,789	3,649,521
7/10/2021	1,448	17,540	18,988	1,111,180	2,557,329	3,668,509
7/11/2021	1,118	16,685	17,803	1,112,298	2,574,014	3,686,312
7/12/2021	1,284	18,308	19,592	1,113,582	2,592,322	3,705,904
7/13/2021	1,245	17,383	18,628	1,114,827	2,609,705	3,724,532
7/14/2021	110	504	614	1,114,937	2,610,209	3,725,146
7/15/2021	371	8,742	9,113	1,115,308	2,618,951	3,734,259
7/16/2021	1,326	25,848	27,174	1,116,634	2,644,799	3,761,433
7/17/2021	1,183	25,257	26,440	1,117,817	2,670,056	3,787,873
7/18/2021	1,247	23,923	25,170	1,119,064	2,693,979	3,813,043
7/19/2021	1,012	22,301	23,314	1,120,076	2,716,280	3,836,357
7/20/2021	964	19,217	20,181	1,121,040	2,735,498	3,856,538
7/21/2021	1,465	26,427	27,892	1,122,506	2,761,925	3,884,430
7/22/2021	1,253	25,185	26,439	1,123,759	2,787,110	3,910,869
7/23/2021	1,418	23,750	25,168	1,125,177	2,810,860	3,936,036
7/24/2021	1,092	23,027	24,118	1,126,268	2,833,887	3,960,155
7/25/2021	1,184	22,526	23,710	1,127,452	2,856,413	3,983,865
7/26/2021	1,212	22,037	23,249	1,128,664	2,878,450	4,007,114
7/27/2021	20	788	808	1,128,684	2,879,237	4,007,921
7/28/2021	65	4,118	4,183	1,128,749	2,883,355	4,012,104
7/29/2021	1,862	25,184	27,046	1,130,611	2,908,538	4,039,150
7/30/2021	1,222	26,771	27,993	1,131,833	2,935,309	4,067,142
7/31/2021	1,111	26,217	27,328	1,132,944	2,961,526	4,094,470
8/1/2021	1,004	25,616	26,620	1,133,948	2,987,142	4,121,090
8/2/2021	1,175	25,527	26,701	1,135,123	3,012,668	4,147,792
8/3/2021	949	24,461	25,410	1,136,072	3,037,129	4,173,201
8/4/2021	979	23,499	24,478	1,137,052	3,060,628	4,197,679
8/5/2021	1,049	23,899	24,948	1,138,101	3,084,527	4,222,627

Appendix E - Table 1
Summary of Frac Tank Recovery Volumes
(August 30, 2020 - February 15, 2022)

Colonial Pipeline Company
2020-L1-SR2448 Incident
Huntersville, North Carolina

Date	Product Gallons	PCW Gallons	Total Gallons	Product Cumulative	PCW Cumulative	Total Cumulative Gallons
8/6/2021	1,034	22,522	23,555	1,139,134	3,107,048	4,246,183
8/7/2021	1,015	21,617	22,632	1,140,149	3,128,665	4,268,814
8/8/2021	1,130	22,726	23,856	1,141,279	3,151,392	4,292,670
8/9/2021	932	19,353	20,284	1,142,210	3,170,744	4,312,955
8/10/2021	101	4,399	4,500	1,142,312	3,175,143	4,317,455
8/11/2021	1,493	12,271	13,764	1,143,805	3,187,414	4,331,219
8/12/2021	844	18,047	18,891	1,144,649	3,205,461	4,350,110
8/13/2021	1,098	20,800	21,897	1,145,746	3,226,261	4,372,007
8/14/2021	991	20,908	21,899	1,146,737	3,247,169	4,393,906
8/15/2021	997	22,266	23,263	1,147,734	3,269,435	4,417,169
8/16/2021	1,049	22,549	23,598	1,148,783	3,291,984	4,440,766
8/17/2021	979	19,364	20,343	1,149,762	3,311,348	4,461,110
8/18/2021	1,092	21,936	23,028	1,150,854	3,333,284	4,484,138
8/19/2021	1,112	21,998	23,109	1,151,965	3,355,282	4,507,247
8/20/2021	1,176	22,298	23,474	1,153,141	3,377,580	4,530,721
8/21/2021	1,050	24,893	25,943	1,154,190	3,402,473	4,556,664
8/22/2021	950	26,035	26,985	1,155,140	3,428,508	4,583,648
8/23/2021	1,010	24,481	25,491	1,156,150	3,452,989	4,609,139
8/24/2021	980	24,995	25,975	1,157,130	3,477,984	4,635,114
8/25/2021	966	24,163	25,129	1,158,096	3,502,148	4,660,244
8/26/2021	40	383	424	1,158,136	3,502,531	4,660,667
8/27/2021	912	21,893	22,806	1,159,049	3,524,424	4,683,473
8/28/2021	1,400	29,479	30,879	1,160,449	3,553,904	4,714,352
8/29/2021	1,175	27,564	28,739	1,161,624	3,581,467	4,743,091
8/30/2021	1,213	27,447	28,660	1,162,837	3,608,914	4,771,751
8/31/2021	1,393	26,096	27,490	1,164,230	3,635,011	4,799,241
9/1/2021	1,311	25,610	26,921	1,165,541	3,660,621	4,826,162
9/2/2021	1,326	22,712	24,038	1,166,867	3,683,334	4,850,201
9/3/2021	1,108	24,340	25,448	1,167,975	3,707,673	4,875,649
9/4/2021	1,146	24,910	26,056	1,169,121	3,732,584	4,901,704
9/5/2021	1,265	25,060	26,325	1,170,385	3,757,644	4,928,029

Appendix E - Table 1
Summary of Frac Tank Recovery Volumes
(August 30, 2020 - February 15, 2022)

Colonial Pipeline Company
2020-L1-SR2448 Incident
Huntersville, North Carolina

Date	Product Gallons	PCW Gallons	Total Gallons	Product Cumulative	PCW Cumulative	Total Cumulative Gallons
9/6/2021	1,693	24,082	25,775	1,172,078	3,781,725	4,953,804
9/7/2021	1,233	24,135	25,368	1,173,312	3,805,860	4,979,172
9/8/2021	1,212	23,502	24,714	1,174,524	3,829,362	5,003,885
9/9/2021	1,030	23,944	24,974	1,175,553	3,853,306	5,028,860
9/10/2021	1,093	22,472	23,565	1,176,647	3,875,778	5,052,424
9/11/2021	910	21,229	22,139	1,177,557	3,897,007	5,074,564
9/12/2021	1,329	23,200	24,528	1,178,885	3,920,206	5,099,092
9/13/2021	943	23,955	24,897	1,179,828	3,944,161	5,123,989
9/14/2021	2,203	25,634	27,837	1,182,031	3,969,795	5,151,826
9/15/2021	1,295	23,531	24,826	1,183,326	3,993,326	5,176,652
9/16/2021	72	433	505	1,183,398	3,993,759	5,177,157
9/17/2021	1,179	17,328	18,507	1,184,577	4,011,087	5,195,664
9/18/2021	1,418	26,717	28,135	1,185,994	4,037,805	5,223,799
9/19/2021	1,484	27,496	28,981	1,187,479	4,065,301	5,252,780
9/20/2021	1,494	26,448	27,942	1,188,973	4,091,749	5,280,721
9/21/2021	1,313	25,731	27,045	1,190,286	4,117,480	5,307,766
9/22/2021	1,460	24,975	26,434	1,191,745	4,142,455	5,334,200
9/23/2021	81	868	949	1,191,826	4,143,322	5,335,149
9/24/2021	1,132	22,120	23,252	1,192,958	4,165,442	5,358,400
9/25/2021	1,592	27,646	29,238	1,194,550	4,193,088	5,387,638
9/26/2021	1,362	27,285	28,648	1,195,912	4,220,374	5,416,286
9/27/2021	1,414	27,306	28,720	1,197,326	4,247,680	5,445,006
9/28/2021	1,252	24,784	26,036	1,198,578	4,272,464	5,471,042
9/29/2021	1,202	26,448	27,650	1,199,780	4,298,912	5,498,692
9/30/2021	1,224	24,065	25,289	1,201,004	4,322,977	5,523,981
10/1/2021	1,160	25,396	26,556	1,202,164	4,348,373	5,550,537
10/2/2021	1,203	22,726	23,929	1,203,366	4,371,099	5,574,466
10/3/2021	1,265	25,804	27,069	1,204,631	4,396,904	5,601,535
10/4/2021	1,272	25,915	27,187	1,205,904	4,422,818	5,628,722
10/5/2021	911	23,392	24,302	1,206,814	4,446,210	5,653,025
10/6/2021	1,130	24,864	25,994	1,207,945	4,471,074	5,679,019

Appendix E - Table 1
Summary of Frac Tank Recovery Volumes
(August 30, 2020 - February 15, 2022)

Colonial Pipeline Company
2020-L1-SR2448 Incident
Huntersville, North Carolina

Date	Product Gallons	PCW Gallons	Total Gallons	Product Cumulative	PCW Cumulative	Total Cumulative Gallons
10/7/2021	1,293	24,075	25,368	1,209,238	4,495,149	5,704,387
10/8/2021	1,052	23,653	24,705	1,210,290	4,518,802	5,729,092
10/9/2021	910	22,682	23,592	1,211,200	4,541,484	5,752,684
10/10/2021	1,011	23,328	24,339	1,212,211	4,564,812	5,777,023
10/11/2021	1,060	23,158	24,218	1,213,271	4,587,970	5,801,241
10/12/2021	728	18,387	19,115	1,213,999	4,606,357	5,820,356
10/13/2021	950	22,724	23,674	1,214,949	4,629,081	5,844,030
10/14/2021	1,134	20,803	21,937	1,216,084	4,649,884	5,865,968
10/15/2021	1,456	20,504	21,961	1,217,540	4,670,388	5,887,928
10/16/2021	1,393	20,889	22,282	1,218,933	4,691,278	5,910,210
10/17/2021	1,288	21,765	23,053	1,220,220	4,713,043	5,933,263
10/18/2021	1,236	18,699	19,935	1,221,456	4,731,742	5,953,198
10/19/2021	1,351	21,740	23,090	1,222,807	4,753,481	5,976,288
10/20/2021	1,289	21,173	22,462	1,224,096	4,774,655	5,998,751
10/21/2021	1,206	19,945	21,152	1,225,302	4,794,600	6,019,902
10/22/2021	1,403	19,509	20,911	1,226,705	4,814,109	6,040,814
10/23/2021	1,036	17,935	18,971	1,227,741	4,832,043	6,059,784
10/24/2021	1,045	20,856	21,901	1,228,786	4,852,899	6,081,685
10/25/2021	1,160	20,738	21,898	1,229,947	4,873,637	6,103,584
10/26/2021	1,122	20,294	21,416	1,231,069	4,893,931	6,125,000
10/27/2021	40	766	806	1,231,109	4,894,697	6,125,806
10/28/2021	0	2,483	2,483	1,231,109	4,897,180	6,128,289
10/29/2021	1,518	26,085	27,603	1,232,627	4,923,265	6,155,892
10/30/2021	1,374	24,722	26,096	1,234,001	4,947,987	6,181,988
10/31/2021	1,273	25,167	26,440	1,235,274	4,973,154	6,208,428
11/1/2021	924	16,326	17,251	1,236,199	4,989,480	6,225,678
11/2/2021	1,134	23,409	24,543	1,237,333	5,012,888	6,250,221
11/3/2021	62	4,464	4,526	1,237,395	5,017,352	6,254,747
11/4/2021	2,896	24,895	27,791	1,240,291	5,042,247	6,282,538
11/5/2021	2,242	30,272	32,515	1,242,533	5,072,519	6,315,052
11/6/2021	1,932	28,323	30,256	1,244,466	5,100,842	6,345,308

Appendix E - Table 1
Summary of Frac Tank Recovery Volumes
(August 30, 2020 - February 15, 2022)

Colonial Pipeline Company
2020-L1-SR2448 Incident
Huntersville, North Carolina

Date	Product Gallons	PCW Gallons	Total Gallons	Product Cumulative	PCW Cumulative	Total Cumulative Gallons
11/7/2021	1,738	29,504	31,242	1,246,204	5,130,346	6,376,550
11/8/2021	1,396	26,863	28,260	1,247,601	5,157,209	6,404,810
11/9/2021	1,662	28,047	29,709	1,249,263	5,185,256	6,434,519
11/10/2021	0	0	0	1,249,263	5,185,256	6,434,519
11/11/2021	1,577	25,073	26,649	1,250,839	5,210,329	6,461,168
11/12/2021	1,319	31,928	33,246	1,252,158	5,242,257	6,494,415
11/13/2021	1,103	29,067	30,170	1,253,261	5,271,324	6,524,585
11/14/2021	975	29,790	30,765	1,254,237	5,301,114	6,555,350
11/15/2021	1,232	26,586	27,818	1,255,469	5,327,700	6,583,169
11/16/2021	1,172	28,395	29,567	1,256,641	5,356,095	6,612,736
11/17/2021	1,092	27,388	28,480	1,257,733	5,383,483	6,641,216
11/18/2021	950	27,489	28,439	1,258,683	5,410,972	6,669,655
11/19/2021	1,056	26,802	27,858	1,259,739	5,437,774	6,697,513
11/20/2021	877	20,742	21,619	1,260,616	5,458,516	6,719,132
11/21/2021	608	27,669	28,277	1,261,224	5,486,185	6,747,409
11/22/2021	928	26,438	27,366	1,262,152	5,512,623	6,774,775
11/23/2021	788	27,680	28,468	1,262,940	5,540,303	6,803,243
11/24/2021	908	25,853	26,761	1,263,848	5,566,156	6,830,004
11/25/2021	746	26,153	26,899	1,264,594	5,592,309	6,856,903
11/26/2021	868	28,013	28,881	1,265,462	5,620,322	6,885,784
11/27/2021	945	26,160	27,105	1,266,407	5,646,482	6,912,889
11/28/2021	736	27,430	28,166	1,267,143	5,673,912	6,941,055
11/29/2021	767	28,014	28,781	1,267,910	5,701,926	6,969,836
11/30/2021	0	0	0	1,267,910	5,701,926	6,969,836
12/1/2021	752	14,930	15,682	1,268,662	5,716,856	6,985,518
12/2/2021	828	28,334	29,162	1,269,490	5,745,190	7,014,680
12/3/2021	1,128	28,724	29,852	1,270,618	5,773,914	7,044,532
12/4/2021	729	25,084	25,813	1,271,347	5,798,998	7,070,345
12/5/2021	667	29,990	30,657	1,272,014	5,828,988	7,101,002
12/6/2021	748	23,431	24,179	1,272,762	5,852,419	7,125,181
12/7/2021	697	23,188	23,885	1,273,459	5,875,607	7,149,066

Appendix E - Table 1
Summary of Frac Tank Recovery Volumes
(August 30, 2020 - February 15, 2022)

Colonial Pipeline Company
2020-L1-SR2448 Incident
Huntersville, North Carolina

Date	Product Gallons	PCW Gallons	Total Gallons	Product Cumulative	PCW Cumulative	Total Cumulative Gallons
12/8/2021	726	23,714	24,440	1,274,185	5,899,321	7,173,506
12/9/2021	880	22,037	22,917	1,275,065	5,921,358	7,196,423
12/10/2021	646	23,171	23,817	1,275,711	5,944,529	7,220,240
12/11/2021	547	23,370	23,917	1,276,258	5,967,899	7,244,157
12/12/2021	510	22,337	22,847	1,276,768	5,990,236	7,267,004
12/13/2021	742	22,184	22,926	1,277,510	6,012,420	7,289,930
12/14/2021	796	24,784	25,580	1,278,306	6,037,204	7,315,510
12/15/2021	782	24,830	25,612	1,279,088	6,062,034	7,341,122
12/16/2021	817	21,912	22,729	1,279,905	6,083,946	7,363,851
12/17/2021	732	25,429	26,161	1,280,637	6,109,375	7,390,012
12/18/2021	726	23,836	24,562	1,281,363	6,133,211	7,414,574
12/19/2021	788	24,298	25,086	1,282,151	6,157,509	7,439,660
12/20/2021	695	23,334	24,029	1,282,846	6,180,843	7,463,689
12/21/2021	598	23,006	23,604	1,283,444	6,203,849	7,487,293
12/22/2021	828	23,507	24,335	1,284,272	6,227,356	7,511,628
12/23/2021	896	22,799	23,695	1,285,168	6,250,155	7,535,323
12/24/2021	3,540	21,649	25,189	1,288,708	6,271,804	7,560,512
12/25/2021	960	7,235	8,195	1,289,668	6,279,039	7,568,707
12/26/2021	1,240	16,621	17,861	1,290,908	6,295,660	7,586,568
12/27/2021	2,261	21,900	24,161	1,293,169	6,317,560	7,610,729
12/28/2021	0	0	0	1,293,169	6,317,560	7,610,729
12/29/2021	3,011	21,268	24,279	1,296,180	6,338,828	7,635,008
12/30/2021	2,075	28,415	30,490	1,298,255	6,367,243	7,665,498
12/31/2021	1,697	25,313	27,010	1,299,952	6,392,556	7,692,508
1/1/2022	1,612	27,991	29,603	1,301,564	6,420,547	7,722,111
1/2/2022	1,232	22,200	23,432	1,302,796	6,442,747	7,745,543
1/3/2022	1,190	25,289	26,479	1,303,986	6,468,036	7,772,022
1/4/2022	1,308	25,111	26,419	1,305,294	6,493,147	7,798,441
1/5/2022	871	25,329	26,200	1,306,165	6,518,476	7,824,641
1/6/2022	1,971	26,070	28,041	1,308,136	6,544,546	7,852,682
1/7/2022	1,264	27,558	28,822	1,309,400	6,572,104	7,881,504

Appendix E - Table 1
Summary of Frac Tank Recovery Volumes
(August 30, 2020 - February 15, 2022)

Colonial Pipeline Company
2020-L1-SR2448 Incident
Huntersville, North Carolina

Date	Product Gallons	PCW Gallons	Total Gallons	Product Cumulative	PCW Cumulative	Total Cumulative Gallons
1/8/2022	1,248	26,889	28,137	1,310,648	6,598,993	7,909,641
1/9/2022	1,152	25,874	27,026	1,311,800	6,624,867	7,936,667
1/10/2022	1,071	25,398	26,469	1,312,871	6,650,265	7,963,136
1/11/2022	1,157	23,123	24,280	1,314,028	6,673,388	7,987,416
1/12/2022	942	24,832	25,774	1,314,970	6,698,220	8,013,190
1/13/2022	956	25,107	26,063	1,315,926	6,723,327	8,039,253
1/14/2022	1,041	25,014	26,055	1,316,967	6,748,341	8,065,308
1/15/2022	0	197	197	1,316,967	6,748,538	8,065,505
1/16/2022	0	0	0	1,316,967	6,748,538	8,065,505
1/17/2022	0	0	0	1,316,967	6,748,538	8,065,505
1/18/2022	0	0	0	1,316,967	6,748,538	8,065,505
1/19/2022	1,359	26,937	28,296	1,318,326	6,775,475	8,093,801
1/20/2022	1	1,211	1,212	1,318,327	6,776,686	8,095,013
1/21/2022	0	0	0	1,318,327	6,776,686	8,095,013
1/22/2022	1,310	26,501	27,811	1,319,637	6,803,187	8,122,824
1/23/2022	331	12,101	12,432	1,319,969	6,815,288	8,135,256
1/24/2022	1,049	22,413	23,462	1,321,017	6,837,701	8,158,718
1/25/2022	945	22,728	23,673	1,321,963	6,860,429	8,182,391
1/26/2022	918	27,075	27,993	1,322,880	6,887,504	8,210,384
1/27/2022	0	0	0	1,322,880	6,887,504	8,210,384
1/28/2022	0	0	0	1,322,880	6,887,504	8,210,384
1/29/2022	0	0	0	1,322,880	6,887,504	8,210,384
1/30/2022	1,009	16,856	17,865	1,323,890	6,904,360	8,228,250
1/31/2022	897	22,476	23,373	1,324,786	6,926,836	8,251,622
2/1/2022	827	23,676	24,503	1,325,613	6,950,512	8,276,125
2/2/2022	865	23,092	23,957	1,326,478	6,973,604	8,300,082
2/3/2022	828	23,854	24,682	1,327,306	6,997,458	8,324,764
2/4/2022	870	23,836	24,706	1,328,176	7,021,294	8,349,470
2/5/2022	451	24,386	24,837	1,328,627	7,045,680	8,374,307
2/6/2022	1,132	23,633	24,765	1,329,759	7,069,313	8,399,072
2/7/2022	560	22,690	23,250	1,330,318	7,092,003	8,422,321

Appendix E - Table 1
Summary of Frac Tank Recovery Volumes
(August 30, 2020 - February 15, 2022)

Colonial Pipeline Company
2020-L1-SR2448 Incident
Huntersville, North Carolina

Date	Product Gallons	PCW Gallons	Total Gallons	Product Cumulative	PCW Cumulative	Total Cumulative Gallons
2/8/2022	512	23,391	23,903	1,330,830	7,115,394	8,446,224
2/9/2022	516	21,170	21,686	1,331,346	7,136,564	8,467,910
2/10/2022	653	17,916	18,569	1,331,999	7,154,480	8,486,479
2/11/2022	503	22,567	23,070	1,332,502	7,177,047	8,509,549
2/12/2022	695	23,898	24,593	1,333,197	7,200,945	8,534,142
2/13/2022	587	22,543	23,130	1,333,784	7,223,488	8,557,272
2/14/2022	607	22,987	23,594	1,334,391	7,246,475	8,580,866
2/15/2022	314	11,316	11,630	1,334,704	7,257,791	8,592,495

Appendix E - Table 2
Summary of Petroleum Contact Water Sampling Results

Colonial Pipeline Company
2020-L1-SR2448
Huntersville, North Carolina

Lab Report Number	Sample ID	Tank ID	Sample Date	VOCs (µg/L)													
				Benzene	Chlorobenzene	Chloromethane	Diisopropyl ether	Ethylbenzene	Isopropylbenzene (Cumene)	Methyl-tert-butyl ether	Naphthalene	n-Propylbenzene	Toluene	1,2,4-Trimethylbenzene	1,3,5-Trimethylbenzene	m&p-Xylene	o-Xylene
Frac Tank Petroleum Contact Water (PCW)																	
92584116	FRAC_TANK_ZONE_1_01242022	ZONE 1	01/24/2022	**13,900**	<125	<250	**2,610**	**2,160**	<125	**609**	**301J**	<125	**32,900**	**1,320**	<125	**8,840**	**4,220**
92584116	FRAC_TANK_ZONE_2_01242022	ZONE 2	01/24/2022	**9,640**	**85.5J**	<250	**1,020**	**2,590**	<125	**276**	**552**	<125	**34,500**	**2,040**	<125	**10,400**	**5,150**
92584116	FRAC_TANK_ZONE_3_01242022	ZONE 3	01/24/2022	**15,800**	<125	<250	**3,350**	**2,150**	<125	**1,020**	**312J**	<125	**31,700**	**1,150**	<125	**7,760**	**3,830**
92584116	DUP_01	ZONE 3	01/24/2022	**16,100**	<125	**140J**	**3,320**	**2,220**	<125	**994**	**295J**	<125	**34,400**	**1,180**	<125	**8,090**	**3,960**
92585259	FRAC_TANK_ZONE_1_01312022	ZONE 1	01/31/2022	**15,600**	<125	<250	**3,000**	**3,240**	<125	**724**	**488J**	**311**	**41,100**	**2,250**	**490**	**12,200**	**5,950**
92585259	FRAC_TANK_ZONE_2_01312022	ZONE 2	01/31/2022	**10,900**	<125	<250	**1,120**	**2,060**	<125	**336**	**319J**	**174**	**33,900**	**1,540**	**361**	**9,440**	**4,760**
92585259	FRAC_TANK_ZONE_3_01312022	ZONE 3	01/31/2022	**15,100**	<125	<250	**3,530**	**2,120**	<125	**1,120**	**234J**	**159**	**32,300**	**1,160**	**270**	**7,710**	**3,800**
92585259	DUP_01_01312022	ZONE 1	01/31/2022	**14,900**	<125	<250	**2,910**	**5,630**	**452**	**722**	**3,500**	**2,030**	**41,500**	**18,000**	**4,310**	**23,600**	**12,500**
92586651	FRAC_TANK_ZONE_1_02072022	ZONE 1	02/07/2022	**12,200**	<100	<200	**2,300**	**2,780**	**94.6J**	**541**	**464**	**281**	**37,600**	**1,930**	**470**	**10,300**	**5,200**
92586651	FRAC_TANK_ZONE_2_02072022	ZONE 2	02/07/2022	**11,500**	<100	<200	**1,060**	**2,030**	<100	**325**	**362J**	**193**	**33,700**	**1,600**	**346**	**9,230**	**4,630**
92586651	FRAC_TANK_ZONE_3_02072022	ZONE 3	02/07/2022	**15,700**	<100	<200	**3,160**	**2,240**	<100	**974**	**301J**	**189**	**33,800**	**1,290**	**325**	**8,190**	**4,130**
92586651	DUP-01-02072022	ZONE 3	02/07/2022	**15,500**	<125	<250	**3,000**	**2,190**	<125	**1,010**	**319J**	**183**	**34,300**	**1,280**	**314**	**7,970**	**4,080**
92587986	FRAC-TANK-ZONE-1-02142022	ZONE 1	02/14/2022	**13,700**	<125	<250	**2,100**	**2,520**	**90.1J**	**566**	**418J**	**270**	**35,600**	**2,030**	**492**	**10,300**	**5,160**
92587986	FRAC-TANK-ZONE-2-02142022	ZONE 2	02/14/2022	**11,500**	<125	<250	**941**	**2,410**	<125	**336**	**367J**	**196**	**37,500**	**1,740**	**391**	**10,600**	**5,290**
92587986	FRAC-TANK-ZONE-3-02142022	ZONE 3	02/14/2022	**15,300**	<125	<250	**2,570**	**4,520**	**241**	**910**	**1,360**	**868**	**41,800**	**7,260**	**1,760**	**18,000**	**8,790**
92587986	DUP-01-02142022	ZONE 2	02/14/2022	**11,100**	<125	<250	**951**	**2,400**	**135**	**287**	**428J**	**260**	**35,300**	**1,790**	**469**	**10,400**	**5,210**
Laboratory Trip Blank Data																	
92584116	TRIP BLANK	NA	01/24/2022	<0.50	<0.50	<1.0	<0.50	<0.50	<0.50	<0.50	<2.0	<0.50	<0.50	<0.50	<0.50	<1.0	<0.50
92585259	TRIP BLANK	NA	01/31/2022	<0.50	<0.50	<1.0	<0.50	<0.50	<0.50	<0.50	<2.0	<0.50	<0.50	<0.50	<0.50	<1.0	<0.50
92586651	TRIP BLANK	NA	02/07/2022	<0.5	<0.5	<1	<0.5	<0.5	<0.5	<0.5	<2	<0.5	<0.5	<0.5	<0.5	<1	<0.5
92587986	TRIP BLANK	NA	02/14/2022	<0.5	<0.5	<1	<0.5	<0.5	<0.5	<0.5	<2	<0.5	<0.5	<0.5	<0.5	<1	<0.5

Notes:
All units reported in micrograms per liter (µg/L)
Only detected constituents are shown
Bold values indicate compound was detected above laboratory reporting limit
Samples beginning with "DUP" are field duplicates and co-samples of the preceeding row
"<" - Indicates compound was not detected above laboratory reporting limit
J - Estimated concentration above the adjusted method detection limit and below the adjusted reporting limit
NA - Not Applicable
ID - Identification
VOCs - Volatile Organic Compounds analyzed by Method SM 6200B

APPENDIX F

COPIES OF BILLS OF LADING AND WASTE MANIFESTS

Table 1
Summary of Liquids and Soil Removed from Site
(August 15, 2020 - January 31, 2022)

Colonial Pipeline Company
2020-L1-SR2448
Huntersville, North Carolina

Description	Volume on Bills of Lading (Gallons)	Volume from Frac Gauging (Gallons)	Mass on Bills of Lading (Tons)
From Initial Response	--	90,930	--
Frac Tank Gauging Product Through 1/31/2022	--	1,324,063	--
Frac Tank Gauging PCW Through 1/31/2022	--	6,898,903	--
Total Fluids Shipped to STAT Facility for Bulking Through 1/31/2022	1,696,498	--	--
PCW Shipped by Legacy to HCC Through 1/31/2022	274,978	--	--
PCW Shipped by Legacy to Legacy Through 1/31/2022	526,737	--	--
Soil Shipped by Republic Services Through 1/31/2022	--	--	8,800
PCW Shipped by MEI to MEI Through 1/31/2022	370,967	--	--
PCW Shipped by MEI to HCC Through 1/31/2022	20,922	--	--
PCW Shipped by Covanta to Covanta Through 1/31/2022	5,857,994	--	--
Combined Total Liquids Removed Through 1/31/2022 vs. Gauging(1)	8,748,096	8,313,896	--
PCW Shipped to Aaron Oil Through 1/31/2022(2)	192,858	--	--

Notes:

Summary of liquid and solids removed from site through the preceding month.

See Table 2 for summary of shipments to STAT.

See Table 3 for summary of shipments by Legacy to HCC.

See Table 4 for summary of shipments to Legacy.

See Table 5 for summary of soil shipped to Republic Services.

See Table 6 for summary of liquids shipped to Aaron Oil.

See Table 7 for summary of shipments to MEI.

See Table 8 for summary of shipments by MEI to HCC.

See Table 9 for summary of liquids shipped to Covanta.

(1) Gauging. Volumes of gasoline Free Product and PCW are measured on-site in each frac tank before and after liquids in the frac tank are transferred off-site. Volumes of recovered gasoline Free Product and PCW are calculated from these frac tank measurements rather than volume estimates recorded on bills of lading to provide a consistent measuring point and protocol at each stationary frac tank, and to eliminate potential design inconsistency, measurements not obtained from a level location, not allowing enough time for demulsification, etc.

(2) Liquids shipped to Aaron Oil consist primarily of PCW drilling fluids and do not pass through Frac Tank systems.

Table 2
Summary of Liquids Removed by STAT
(August 15, 2020 - January 31, 2022)

Colonial Pipeline Company
2020-L1-SR2448 Incident
Huntersville, North Carolina

Date	Truck No.	Gallons	Bill of Lading No.	Bill of Lading Previously Provided
8/15/2020	--	5,230	9359	X
8/15/2020	--	4,300	9360	X
8/15/2020	--	4,500	9362	X
8/15/2020	--	4,700	9364	X
8/16/2020	--	5,500	8753	X
8/16/2020	--	4,500	8641	X
8/16/2020	--	4,700	9240	X
8/16/2020	--	4,500	8752	X
8/16/2020	--	5,500	9717	X
8/16/2020	--	5,030	9504	X
8/16/2020	--	5,010	9503	X
8/16/2020	--	4,750	9501	X
8/16/2020	--	5,200	8668	X
8/16/2020	--	5,178	8642	X
8/16/2020	--	5,150	9348	X
8/17/2020	--	4,500	7211	X
8/17/2020	--	3,230	9509	X
8/17/2020	--	5,345	9510	X
8/17/2020	--	4,500	8667	X
8/18/2020	--	5,460	9719	X
9/4/2020	--	4,311	9547	X
9/4/2020	--	2,783	9555	X
9/6/2020	--	5,279	9556	X
9/6/2020	--	3,589	9546	X
9/9/2020	--	4,964	9553	X
9/9/2020	--	5,264	9554	X
9/11/2020	--	5,333	9570	X
9/12/2020	--	4,964	9568	X
9/14/2020	--	4,797	9567	X
9/14/2020	--	4,479	9565	X
9/15/2020	--	5,712	9560	X
9/16/2020	--	4,908	9561	X
9/18/2020	--	5,015	9562	X
9/18/2020	--	4,908	9563	X
9/21/2020	--	5,375	9572	X
9/21/2020	--	5,045	9564	X
9/21/2020	--	5,691	9559	X

Table 2
Summary of Liquids Removed by STAT
(August 15, 2020 - January 31, 2022)

Colonial Pipeline Company
2020-L1-SR2448 Incident
Huntersville, North Carolina

Date	Truck No.	Gallons	Bill of Lading No.	Bill of Lading Previously Provided
9/21/2020	--	5,045	9571	X
9/22/2020	--	5,326	9558	X
9/25/2020	--	5,122	9573	X
9/25/2020	--	5,121	9574	X
9/25/2020	--	5,423	15511	X
9/28/2020	--	5,539	9576	X
9/28/2020	--	5,606	9575	X
9/30/2020	--	5,423	9583	X
9/30/2020	--	5,086	9582	X
10/2/2020	--	5,516	9581	X
10/2/2020	--	5,447	9580	X
10/5/2020	--	5,470	9579	X
10/5/2020	--	5,149	9589	X
10/6/2020	--	5,670	9588	X
10/6/2020	--	5,086	9587	X
10/7/2020	--	5,043	9586	X
10/8/2020	--	5,712	9585	X
10/9/2020	--	5,016	9584	X
10/12/2020	--	5,516	9578	X
10/12/2020	--	5,649	9590	X
10/13/2020	--	5,628	9591	X
10/15/2020	--	5,606	9592	X
10/16/2020	--	5,493	9593	X
10/16/2020	--	5,423	9594	X
10/20/2020	--	5,562	15506	X
10/20/2020	--	5,493	15510	X
10/22/2020	--	5,423	9595	X
10/22/2020	--	5,606	204	X
10/23/2020	--	5,649	203	X
10/23/2020	--	5,691	9596	X
10/26/2020	--	4,142	9600	X
10/26/2020	--	5,695	202	X
10/27/2020	--	5,617	9599	X
10/27/2020	--	5,695	201	X
10/30/2020	--	5,448	207	X
10/30/2020	--	5,492	9597	X
11/2/2020	--	5,767	206	X

Table 2
Summary of Liquids Removed by STAT
(August 15, 2020 - January 31, 2022)

Colonial Pipeline Company
2020-L1-SR2448 Incident
Huntersville, North Carolina

Date	Truck No.	Gallons	Bill of Lading No.	Bill of Lading Previously Provided
11/2/2020	--	5,695	205	X
11/2/2020	--	4,145	9598	X
11/3/2020	--	5,448	231	X
11/4/2020	--	5,403	230	X
11/5/2020	--	5,617	229	X
11/6/2020	--	5,448	228	X
11/9/2020	--	5,492	232	X
11/9/2020	--	5,535	227	X
11/11/2020	--	5,535	240	X
11/11/2020	--	5,492	233	X
11/13/2020	--	5,577	237	X
11/13/2020	--	5,492	236	X
11/16/2020	--	5,448	235	X
11/17/2020	--	5,492	208	X
11/18/2020	--	5,577	234	X
11/18/2020	--	5,802	241	X
11/19/2020	--	5,215	242	X
11/19/2020	--	5,358	243	X
11/23/2020	--	5,535	244	X
11/24/2020	--	5,492	245	X
11/25/2020	--	5,215	246	X
11/25/2020	--	5,403	247	X
11/30/2020	--	5,535	248	X
11/30/2020	--	5,492	249	X
12/1/2020	--	5,577	250	X
12/1/2020	--	5,555	251	X
12/3/2020	--	5,657	252	X
12/3/2020	--	5,535	253	X
12/4/2020	--	5,617	254	X
12/7/2020	--	5,535	255	X
12/8/2020	--	5,264	256	X
12/9/2020	--	5,535	257	X
12/10/2020	--	5,264	258	X
12/11/2020	--	5,577	259	X
12/14/2020	--	5,617	260	X
12/15/2020	--	5,695	261	X
12/17/2020	--	5,577	262	X

Table 2
Summary of Liquids Removed by STAT
(August 15, 2020 - January 31, 2022)

Colonial Pipeline Company
2020-L1-SR2448 Incident
Huntersville, North Carolina

Date	Truck No.	Gallons	Bill of Lading No.	Bill of Lading Previously Provided
12/17/2020	--	5,802	263	X
12/18/2020	--	5,617	264	X
12/21/2020	--	5,358	265	X
12/22/2020	--	5,555	266	X
12/22/2020	--	5,000	267	X
12/22/2020	--	5,535	268	X
12/23/2020	--	5,577	269	X
12/23/2020	--	5,000	270	X
12/23/2020	--	5,577	271	X
12/28/2020	--	5,535	272	X
12/28/2020	--	5,617	274	X
12/28/2020	--	5,000	273	X
12/29/2020	--	5,802	275	X
12/30/2020	--	5,120	277	X
12/31/2020	--	5,864	276	X
1/4/2020	--	5,695	280	X
1/4/2020	--	5,543	279	X
1/4/2020	--	5,535	278	X
1/5/2021	--	5,732	282	X
1/5/2021	--	4,682	281	X
1/7/2021	--	5,577	283	X
1/9/2021	--	5,492	285	X
1/10/2021	--	5,577	284	X
1/11/2021	--	5,264	286	X
1/13/2021	--	5,617	289	X
1/14/2021	--	5,535	290	X
1/15/2021	--	4,979	291	X
1/15/2021	--	5,291	292	X
1/16/2021	--	5,400	295	X
1/18/2021	--	5,264	296	X
1/18/2021	--	5,400	293	X
1/19/2021	--	5,577	298	X
1/20/2021	--	5,535	299	X
1/21/2021	--	5,577	297	X
1/22/2021	--	5,695	300	X
1/23/2021	--	5,732	225	X
1/25/2021	--	5,492	223	X

Table 2
Summary of Liquids Removed by STAT
(August 15, 2020 - January 31, 2022)

Colonial Pipeline Company
2020-L1-SR2448 Incident
Huntersville, North Carolina

Date	Truck No.	Gallons	Bill of Lading No.	Bill of Lading Previously Provided
1/25/2021	--	5,450	224	X
1/26/2021	--	5,492	221	X
1/26/2021	--	5,400	220	X
1/27/2021	--	5,264	219	X
1/28/2021	--	5,403	218	X
1/29/2021	--	4,911	217	X
1/29/2021	--	5,069	216	X
2/1/2021	--	5,865	215	X
2/2/2021	--	5,577	214	X
2/3/2021	--	5,264	210	X
2/4/2021	--	4,641	213	X
2/5/2021	--	5,535	9045	X
2/8/2021	--	5,535	9055	X
2/8/2021	--	5,191	9054	X
2/9/2021	--	5,895	9053	X
2/9/2021	--	4,825	9052	X
2/10/2021	--	5,990	9051	X
2/11/2021	--	3,733	9050	X
2/12/2021	--	5,577	9049	X
2/15/2021	--	5,264	9048	X
2/16/2021	--	5,732	9047	X
2/17/2021	--	4,000	9059	X
2/17/2021	--	4,811	222	X
2/18/2021	--	5,700	9056	X
2/19/2021	--	5,200	9057	X
2/22/2021	--	5,767	9077	X
2/22/2021	--	5,827	9078	X
2/24/2021	--	5,932	9046	X
2/24/2021	--	5,921	9076	X
2/25/2021	--	5,150	9061	X
2/26/2021	--	5,400	9064	X
2/28/2021	--	5,000	9062	X
3/2/2021	--	6,276	9060	X
3/2/2021	--	5,708	9063	X
3/3/2021	--	5,932	9065	X
3/6/2021	--	5,932	9075	X
3/8/2021	--	5,601	9074	X

Table 2
Summary of Liquids Removed by STAT
(August 15, 2020 - January 31, 2022)

Colonial Pipeline Company
2020-L1-SR2448 Incident
Huntersville, North Carolina

Date	Truck No.	Gallons	Bill of Lading No.	Bill of Lading Previously Provided
3/9/2021	--	5,687	9072	X
3/10/2021	--	5,932	9071	X
3/12/2021	--	5,932	9070	X
3/13/2021	--	6,048	9069	X
3/15/2021	--	6,048	9068	X
3/16/2021	--	6,048	9066	X
3/16/2021	--	5,400	9067	X
3/17/2021	--	5,700	9079	X
3/18/2021	--	5,998	9100	X
3/19/2021	--	5,998	9098	X
3/19/2021	--	5,869	9099	X
3/20/2021	--	6,108	9097	X
3/22/2021	--	6,048	9095	X
3/22/2021	--	5,921	9096	X
3/23/2021	--	5,732	9094	X
3/24/2021	--	6,100	9093	X
3/25/2021	--	5,871	9092	X
3/26/2021	--	6,166	9090	X
3/27/2021	--	6,048	9091	X
3/29/2021	--	6,019	9088	X
3/29/2021	--	6,166	9089	X
3/30/2021	--	6,048	9087	X
3/31/2021	--	6,019	9086	X
4/1/2021	--	5,921	9085	X
4/2/2021	--	5,921	9084	X
4/3/2021	--	5,150	9083	X
4/5/2021	--	6,166	9082	X
4/5/2021	--	5,500	9081	X
4/6/2021	--	6,000	9080	X
4/8/2021	--	6,107	801	X
4/9/2021	--	6,048	822	X
4/12/2021	--	6,048	820	X
4/13/2021	--	5,267	819	X
4/14/2021	--	5,971	818	X
4/15/2021	--	5,700	816	X
4/16/2021	--	6,048	815	X
4/19/2021	--	5,971	814	X

Table 2
Summary of Liquids Removed by STAT
(August 15, 2020 - January 31, 2022)

Colonial Pipeline Company
2020-L1-SR2448 Incident
Huntersville, North Carolina

Date	Truck No.	Gallons	Bill of Lading No.	Bill of Lading Previously Provided
4/20/2021	--	6,048	813	X
4/21/2021	--	6,019	812	X
4/22/2021	--	6,220	811	X
4/23/2021	--	6,166	810	X
4/24/2021	--	6,019	809	X
4/26/2021	--	6,019	808	X
4/27/2021	--	6,166	807	X
4/28/2021	--	5,767	806	X
5/3/2021	--	6,048	803	X
5/4/2021	--	6,166	802	X
5/5/2021	--	5,452	823	X
5/7/2021	--	5,400	825	X
5/10/2021	--	6,166	827	X
5/11/2021	--	5,550	828	X
5/12/2021	--	5,932	805	X
5/17/2021	--	6,166	832	X
5/18/2021	--	6,107	833	X
5/19/2021	--	5,932	834	X
5/20/2021	--	5,812	835	X
5/21/2021	--	6,048	836	X
5/24/2021	--	5,932	837	X
5/25/2021	--	6,048	838	X
5/29/2021	--	5,526	839	X
5/31/2021	--	6,048	840	X
6/1/2021	--	6,220	841	X
6/4/2021	--	6,166	842	X
6/7/2021	--	6,048	843	X
6/8/2021	--	6,166	844	X
6/14/2021	--	6,166	845	X
6/15/2021	--	6,010	846	X
6/21/2021	--	6,166	847	X
6/25/2021	--	6,061	8106	X
6/28/2021	--	5,487	850	X
6/29/2021	--	5,781	853	X
7/7/2021	--	5,750	859	X
7/9/2021	--	5,850	860	X
7/16/2021	--	5,624	7742	X

Table 2
Summary of Liquids Removed by STAT
(August 15, 2020 - January 31, 2022)

Colonial Pipeline Company
2020-L1-SR2448 Incident
Huntersville, North Carolina

Date	Truck No.	Gallons	Bill of Lading No.	Bill of Lading Previously Provided
7/20/2021	--	5,386	848	X
7/22/2021	--	6,600	861	X
7/27/2021	--	5,665	863	X
8/3/2021	--	5,718	867	X
8/7/2021	--	5,377	869	X
8/10/2021	--	5,701	871	X
8/16/2021	--	6,100	866	X
8/19/2021	--	6,100	862	X
8/24/2021	--	5,267	872	X
8/30/2021	--	5,875	873	X
9/1/2021	--	5,363	868	X
9/5/2021	--	5,769	874	X
9/9/2021	--	5,239	876	X
9/11/2021	408	5,700	877	X
9/15/2021	--	5,611	878	X
9/17/2021	--	5,812	879	X
9/21/2021	408	5,405	16623	X
9/24/2021	426	5,500	880	X
9/29/2021	--	5,755	882	X
10/1/2021	--	5,591	883	X
10/6/2021	128	5,239	9767	X
10/10/2021	--	6,048	10726	X
10/13/2021	426	6,048	10920	X
10/19/2021	137	5,503	1008	X
10/22/2021	--	5,785	10727	X
10/26/2021	431	5,818	10731	X
10/29/2021	431	5,705	7001	X
11/3/2021	431	5,800	9768	X
11/5/2021	410	5,817	10652	X
11/8/2021	400	5,916	9769	X
11/9/2021	78	5,788	110921	X
11/10/2021	431	2,900	9770	X
11/11/2021	--	1,286	9771	X
11/16/2021	409	4,964	9772	X
11/19/2021	438	5,744	9773	X
11/26/2021	147	5,079	9774	X
12/2/2021	47	5,513	9776	X

Table 2
Summary of Liquids Removed by STAT
(August 15, 2020 - January 31, 2022)

Colonial Pipeline Company
2020-L1-SR2448 Incident
Huntersville, North Carolina

Date	Truck No.	Gallons	Bill of Lading No.	Bill of Lading Previously Provided
12/8/2021	47	5,181	9777	X
12/15/2021	47	5,513	9778	X
12/22/2021	47	5,281	9779	X
12/27/2021	-	5,000	9780	X
12/27/2021	410	5,250	9781	X
12/30/2021	-	5,640	9782	X
1/3/2022	--	5,640	9783	
1/5/2022	--	5,182	848	
1/7/2022	--	5,450	10476	
1/10/2022	--	5,267	3341	
1/11/2022	436	5,900	9787	
1/20/2022	436	5,945	9786	
1/26/2022	409	5,823	9775	
Total		**1,696,498**		

BILL OF LADING

	1. 24 Hour Emergency # **STAT, INC. 800-627-1451**	2. BOL # 09783
3. Shipper Name & Address CBL 14108 Huntersville Concord Rd. Huntersville, NC 28078		4. Shipper's Phone 1-800-627-1451
5. Carrier **STAT, INC.**		A. Carrier Phone # **(828) 396-2304**
7. Carrier		D. Carrier Phone
9. Consignee Name & Address **STAT, INC. 2550 Hickory Blvd. Lenoir, NC 28645**		F. Consignee Phone **(828) 396-2304**

HM	11. Base Description	12. Containers No.	12. Containers Type	13. Total Quantity	14. Unit Wt/Vol
X	a. UN1993 Flammable Liquid N.O.S. (Contains less than 10% gas/water) PG III	01	TT	5,640 EST.	G
	b.				
	c.				
	d.				

G. Additional Descriptions for Materials Listed Above

USE DOT GUIDE # 128

15. Special Handling Instructions and Additional Information

16. Shipper: I hereby certify that the contents of this shipment are fully and accurately described and are in all respects in proper condition for transport

Printed/Typed Name	Signature	Date Month	Day	Year
Danny Wooten		01	03	2022

17. Carrier Acknowledgement of Receipt of Materials

Printed/Typed Name	Signature	Date Month	Day	Year
Robert S Kendrick		01	03	2022

18. Carrier Acknowledgement of Receipt of Materials

Printed/Typed Name	Signature	Date Month	Day	Year

19. Discrepancy Indication Space

20. Consignee

Printed/Typed Name	Signature	Date Month	Day	Year
Allison Wike	Allison Wike	1	3	22

BILL OF LADING

	1. 24 Hour Emergency # **STAT, INC.**	2. BOL # 00848
3. Shipper Name & Address CPL 14108 Huntersville Concord RD Huntersville NC 28078		4. Shipper's Phone 1800.627 1451
5. Carrier **STAT, INC.**		A. Carrier Phone #
7. Carrier		D. Carrier Phone
9. Consignee Name & Address STAT INK 2550 Hickory Blvd Lenoir NC 28645		F. Consignee Phone

HM	11. Base Description	12. Containers No.	12. Containers Type	13. Total Quantity	14. Unit Wt/Vol
X	a. UN1993 Flammable Liquid NOS (contains less than 10% gasoline) PG III	01	TT	EST 5180	G
	b.				
	c.				
	d.				

G. Additional Descriptions for Materials Listed Above

USE DOT GUIDE # 128

15. Special Handling Instructions and Additional Information

16. Shipper: I hereby certify that the contents of this shipment are fully and accurately described and are in all respects in proper condition for transport

Printed/Typed Name	Signature	Date Month	Day	Year
Tim Moyer for Adam Harris@CPL	T. L Moy	1	5	22

17. Carrier Acknowledgement of Receipt of Materials

Printed/Typed Name	Signature	Date Month	Day	Year
X Ethan Cayton		1	5	22

18. Carrier Acknowledgement of Receipt of Materials

Printed/Typed Name	Signature	Date Month	Day	Year

19. Discrepancy Indication Space

20. Consignee

Printed/Typed Name	Signature	Date Month	Day	Year
Allison Wike	Allison Wike	1	5	22

BILL OF LADING

	1. 24 Hour Emergency # **STAT, INC. 800-627-1451**	2. BOL # 10476
3. Shipper Name & Address CPL 14108 Huntersville Concord Rd. Huntersville, NC 28078		4. Shipper's Phone 1-800-627-1451
5. Carrier **STAT, INC.**		A. Carrier Phone # **(828) 396-2304**
7. Carrier		D. Carrier Phone
9. Consignee Name & Address **STAT, INC. 2550 Hickory Blvd. Lenoir, NC 28645**		F. Consignee Phone **(828) 396-2304**

HM	11. Base Description	12. Containers No.	12. Containers Type	13. Total Quantity	14. Unit Wt/Vol
X	a. UN1993 Flammable Liquid N.O.S. (contains less than 10% gas/water) PG III	001	TT	5450	G
	b.				
	c.				
	d.				

G. Additional Descriptions for Materials Listed Above

USE DOT GUIDE # 128

15. Special Handling Instructions and Additional Information

16. Shipper: I hereby certify that the contents of this shipment are fully and accurately described and are in all respects in proper condition for transport

Printed/Typed Name	Signature	Date Month	Day	Year
Tim Moya for Adam Harris @ CPL	T. L. Moya	1	7	22

17. Carrier Acknowledgement of Receipt of Materials

Printed/Typed Name	Signature	Date Month	Day	Year
Tommy Ronny Church	Ronny Church	1	7	22

18. Carrier Acknowledgement of Receipt of Materials

Printed/Typed Name	Signature	Date Month	Day	Year

19. Discrepancy Indication Space

20. Consignee

Printed/Typed Name	Signature	Date Month	Day	Year
Allison Wike	Allison Wike	1	7	22

BILL OF LADING

	1 24 Hour Emergency # 800-627-1451	2. BOL # 03341
3. Shipper Name & Address Colonial Pipeline 14108 Huntersville Concord Rd Huntersville, NC 28078 4. Shipper's Phone 800-627-1451		
5. Carrier STAT Inc NCD980799142		A. Carrier Phone # 828-396-2304
7. Carrier		D. Carrier Phone
9. Consignee Name & Address STAT Incorporated 2550 Hickory Blvd Lenoir, NC 28645		F. Consignee Phone 828-396-2304

HM	11. Base Description	12 Containers No.	Type	13 Total Quantity	14 Unit Wt./Vol
X	a. UN1993, Flammable Liquid, N.O.S. (Contains Less Than 10% water), 3, PG II	1	FT	2247	G
	b.				
	c.				
	d.				

G. Additional Descriptions for Materials Listed Above

USE DOT GUIDE # 128

15. Special Handling Instructions and Additional Information

In case of emergency call Chad Sparks 1 800 627 1451

16. **Shipper:** I hereby certify that the contents of this shipment are fully and accurately described and are in all respects in proper condition for transport.

Printed/Typed Name	Signature	Date Month	Day	Year
[illegible]	[illegible]	1	[illegible]	

17. Carrier Acknowledgement of Receipt of Materials

Printed/Type Name	Signature	Date Month	Day	Year
	[illegible]	1		

18. Carrier Acknowledgement of Receipt of Materials

Printed/Typed Name	Signature	Date Month	Day	Year

19. Discrepancy Indication Space

20. Consignee

Printed/Typed Name	Signature	Date Month	Day	Year
Allison Wike	Allison Wike	1	10	22

BILL OF LADING

	1. 24 Hour Emergency # **STAT, INC. 800-627-1451**	2. BOL # 09787
3. Shipper Name & Address CPL 14108 Huntersville Concord Rd. Huntersville, NC. 28078		4. Shipper's Phone 1-800-627-1451
5. Carrier **STAT, INC.**		A. Carrier Phone # **(828) 396-2304**
7. Carrier		D. Carrier Phone
9. Consignee Name & Address **STAT, INC. 2550 Hickory Blvd. Lenoir, NC 28645**		F. Consignee Phone **(828) 396-2304**

HM	11. Base Description	12. Containers No.	12. Containers Type	13. Total Quantity	14. Unit Wt/Vol
X	a. 1993 Flammable Liquid N.O.S. (Contains less than 10% gas/water) PG III	01	TT	EST. 5,900	G
	b.				
	c.				
	d.				

G. Additional Descriptions for Materials Listed Above

USE DOT GUIDE # 128 436

15. Special Handling Instructions and Additional Information

16. Shipper: I hereby certify that the contents of this shipment are fully and accurately described and are in all respects in proper condition for transport

Printed/Typed Name	Signature	Date Month	Day	Year
Tim Moyar for Adam Harris @ CPL	T. Moyar	01	11	2022

17. Carrier Acknowledgement of Receipt of Materials

Printed/Typed Name	Signature	Date Month	Day	Year
Christopher Pritchard	Christopher Pritchard	01	11	2022

18. Carrier Acknowledgement of Receipt of Materials

Printed/Typed Name	Signature	Date Month	Day	Year

19. Discrepancy Indication Space

20. Consignee

Printed/Typed Name	Signature	Date Month	Day	Year
Allison Wike	Allison Wike	1	11	22

BILL OF LADING

	1. 24 Hour Emergency # **STAT, INC. 800-627-1451**	2. BOL # 09786
3. Shipper Name & Address CPL 14108 Huntersville Concord Rd. Huntersville, NC. 28078		4. Shipper's Phone 1-800-627-1451
5. Carrier **STAT, INC.**		A. Carrier Phone # **(828) 396-2304**
7. Carrier		D. Carrier Phone
9. Consignee Name & Address **STAT, INC. 2550 Hickory Blvd. Lenoir, NC 28645**		F. Consignee Phone **(828) 396-2304**

HM	11. Base Description	12. Containers No.	12. Containers Type	13. Total Quantity	14. Unit Wt/Vol
X	a. UN1993 Flammable Liquid N.O.S. (Contains less than 10% gas/water) PG III	01	TT	EST. 5,945	G
	b.				
	c.				
	d.				

G. Additional Descriptions for Materials Listed Above

USE DOT GUIDE # 128

15. Special Handling Instructions and Additional Information

16. Shipper: I hereby certify that the contents of this shipment are fully and accurately described and are in all respects in proper condition for transport

Printed/Typed Name	Signature	Date Month	Day	Year
Tim Moyer for Adam Harris @ CPL	T. L. Moy	1	20	22

17. Carrier Acknowledgement of Receipt of Materials

Printed/Typed Name	Signature	Date Month	Day	Year
Chris Pritchard	Chris Pritchard	1	20	22

18. Carrier Acknowledgement of Receipt of Materials

Printed/Typed Name	Signature	Date Month	Day	Year

19. Discrepancy Indication Space

20. Consignee

Printed/Typed Name	Signature	Date Month	Day	Year
Allison Wike	Allison Wike	1	20	22

409

BILL OF LADING

	1. 24 Hour Emergency # **STAT, INC. 800-627-1451**	2. BOL # 09775
3. Shipper Name & Address CPL 14108 Huntersville Concord Rd. Huntersville, NC 28078		4. Shipper's Phone 1-800-627-1451
5. Carrier **STAT, INC.**		A. Carrier Phone # **(828) 396-2304**
7. Carrier		D. Carrier Phone
9. Consignee Name & Address **STAT, INC. 2550 Hickory Blvd. Lenoir, NC 28645**		F. Consignee Phone **(828) 396-2304**

HM	11. Base Description	12. Containers No.	12. Containers Type	13. Total Quantity	14. Unit Wt/Vol
X	a. UN1993 Flammable Liquid N.O.S. (Contains less than 10% gas/water) PG III	01	TT	~~EST~~ 5823	G
	b.				
	c.				
	d.				

G. Additional Descriptions for Materials Listed Above

USE DOT GUIDE # 128

15. Special Handling Instructions and Additional Information

16. Shipper: I hereby certify that the contents of this shipment are fully and accurately described and are in all respects in proper condition for transport

Printed/Typed Name	Signature	Date Month	Day	Year
Tim Moyer for Adam Harris @ CPC	J. L. Moyer	1	26	22

17. Carrier Acknowledgement of Receipt of Materials

Printed/Typed Name	Signature	Date Month	Day	Year
Richard Haigler	Richard Haigler	01	26	22

18. Carrier Acknowledgement of Receipt of Materials

Printed/Typed Name	Signature	Date Month	Day	Year

19. Discrepancy Indication Space

20. Consignee

Printed/Typed Name	Signature	Date Month	Day	Year
Chad Sparks	Chad Sparks	01	26	22

Table 3
Summary of Liquids Shipped to HCC
(December 21, 2021 - January 31, 2022)

Colonial Pipeline Company
2020-L1-SR2448
Huntersville, North Carolina

Date	Gallons	Manifest No.	Manifest Previously Provided
12/21/2020	5,490	10547	X
12/21/2020	4,792	10508	X
12/28/2020	3,200	8937	X
12/28/2020	5,500	8938	X
12/31/2020	4,545	10536	X
1/3/2021	5,500	10553	X
1/3/2021	5,906	10554	X
1/4/2021	3,400	10552	X
1/4/2021	4,100	11002	X
1/5/2021	5,906	11000	X
1/5/2021	2,800	11001	X
1/6/2021	2,699	10551	X
1/7/2021	4,545	11004	X
1/9/2021	5,704	10537	X
1/9/2021	3,888	8944	X
1/9/2021	2,140	8945	X
1/10/2021	2,693	10538	X
1/11/2021	3,911	8951	X
1/12/2021	4,669	8952	X
1/13/2021	5,598	10555	X
1/13/2021	5,500	10556	X
1/14/2021	5,208	8974	X
1/14/2021	5,342	8975	X
1/15/2021	4,243	8977	X
1/15/2021	2,809	8978	X
1/15/2021	5,490	11051	X
1/15/2021	2,950	11052	X
1/16/2021	2,700	11053	X
1/16/2021	3,593	11054	X
1/16/2021	3,800	11055	X
1/17/2021	3,600	8954	X
1/17/2021	2,700	8955	X
1/17/2021	3,600	8956	X
1/18/2021	2,700	8957	X
1/18/2021	4,233	8958	X
1/18/2021	3,390	8959	X
1/18/2021	4,128	8960	X
1/18/2021	2,160	11066	X

Table 3
Summary of Liquids Shipped to HCC
(December 21, 2021 - January 31, 2022)

Colonial Pipeline Company
2020-L1-SR2448
Huntersville, North Carolina

1/19/2021	3,788	8961	X
1/19/2021	4,243	8962	X
1/19/2021	3,783	8963	X
1/20/2021	2,500	8964	X
1/20/2021	3,800	8965	X
1/20/2021	4,315	8966	X
1/21/2020	2,772	8967	X
1/21/2021	4,416	8968	X
1/21/2021	3,868	8969	X
1/21/2021	3,011	8987	X
1/22/2021	4,372	8995	X
1/22/2021	3,822	8996	X
1/22/2021	2,717	8997	X
1/23/2021	4,473	8990	X
1/23/2021	2,763	8988	X
1/23/2021	3,515	8989	X
1/24/2021	4,512	8992	X
1/24/2021	2,801	8991	X
1/24/2021	3,927	8993	X
1/25/2021	4,233	8986	X
1/25/2021	3,692	8985	X
1/25/2021	3,528	11056	X
1/25/2021	2,835	8994	X
1/26/2021	2,500	11057	X
1/26/2021	3,696	9016	X
1/26/2021	4,224	9015	X
1/26/2021	5,800	8998	X
1/27/2021	4,320	8999	X
1/27/2021	3,620	9000	X
1/27/2021	4,224	9001	X
1/27/2021	3,840	9004	X
1/28/2021	3,936	9007	X
Total	**274,978**		

Table 4
Summary of Liquids Shipped to
Legacy
(January 01, 2021 - January 31, 2022)

Colonial Pipeline Company
2020-L1-SR2448
Huntersville, North Carolina

Date	Gallons	Manifest No.	Manifest Previously Provided
1/28/2021	3,654	9006	X
1/28/2021	4,224	9005	X
1/28/2021	1,974	9003	X
1/29/2021	4,224	9008	X
1/29/2021	3,696	9010	X
1/29/2021	3,840	9017	X
1/29/2021	2,142	9011	X
1/30/2021	2,900	9013	X
1/30/2021	3,360	9014	X
1/30/2021	3,614	9018	X
2/1/2021	2,400	9019	X
2/1/2021	3,612	9020	X
2/1/2021	2,268	9021	X
2/1/2021	2,814	9022	X
2/1/2021	3,696	9029	X
2/2/2021	3,696	8953	X
2/2/2021	2,772	8979	X
2/3/2021	3,612	9024	X
2/3/2021	2,989	9023	X
2/3/2021	2,940	9026	X
2/4/2021	2,520	9025	X
2/5/2021	3,150	9027	X
2/5/2021	3,150	9028	X
2/5/2021	2,800	7456	X
2/6/2021	3,360	9030	X
2/6/2021	2,772	9031	X
2/6/2021	2,700	9032	X
2/6/2021	3,696	9033	X
2/6/2021	2,562	9034	X
2/7/2021	4,176	9037	X
2/8/2021	2,800	9038	X
2/8/2021	3,698	9039	X
2/8/2021	3,654	9040	X
2/8/2021	2,600	9041	X
2/8/2021	3,780	9042	X
2/8/2021	4,100	9043	X
2/8/2021	3,486	9044	X

Table 4
Summary of Liquids Shipped to
Legacy
(January 01, 2021 - January 31, 2022)

Colonial Pipeline Company
2020-L1-SR2448
Huntersville, North Carolina

2/9/2021	3,698	9047	X
2/9/2021	2,458	9048	X
2/9/2021	2,127	9049	X
2/10/2021	3,363	9050	X
2/10/2021	3,948	9051	X
2/11/2021	3,444	9052	X
2/11/2021	3,649	9053	X
2/12/2021	3,531	9054	X
2/12/2021	1,342	9055	X
2/13/2021	3,574	9056	X
2/15/2021	3,532	9057	X
2/15/2021	3,532	9058	X
2/15/2021	3,535	9060	X
2/15/2021	3,740	9061	X
2/16/2021	3,532	9059	X
2/16/2021	3,573	9062	X
2/16/2021	2,287	9063	X
2/17/2021	3,589	9064	X
2/17/2021	3,490	9065	X
2/17/2021	3,552	9068	X
2/18/2021	3,381	9069	X
2/18/2021	3,377	9070	X
2/19/2021	3,364	9102	X
2/19/2021	2,700	9103	X
2/19/2021	2,550	9100	X
2/20/2021	3,368	9095	X
2/20/2021	3,175	9099	X
2/22/2021	3,368	9094	X
2/22/2021	3,360	9101	X
2/22/2021	2,142	9176	X
2/22/2021	3,384	9180	X
2/22/2021	2,880	9093	X
2/23/2021	2,730	9178	X
2/23/2021	2,746	9179	X
2/24/2021	3,048	9177	X
2/24/2021	2,801	9092	X
2/24/2021	2,976	9182	X
2/25/2021	2,625	9172	X
2/25/2021	1,848	9170	X
2/25/2021	2,491	9173	X
2/26/2021	2,428	9171	X

Table 4
Summary of Liquids Shipped to
Legacy
(January 01, 2021 - January 31, 2022)

Colonial Pipeline Company
2020-L1-SR2448
Huntersville, North Carolina

2/26/2021	3,048	9186	X
2/26/2021	2,667	9185	X
2/27/2021	3,048	9183	X
2/27/2021	3,024	9184	X
2/28/2021	2,684	9128	X
2/28/2021	3,600	9127	X
2/28/2021	2,552	9124	X
3/2/2021	2,616	9120	X
3/2/2021	3,029	9121	X
3/2/2021	2,600	9122	X
3/2/2021	2,928	9123	X
3/2/2021	2,579	9125	X
3/2/2021	3,178	9126	X
3/2/2021	2,592	9175	X
3/3/2021	2,933	9165	X
3/3/2021	2,918	9174	X
3/3/2021	2,012	9181	X
3/6/2021	3,331	9130	X
3/6/2021	3,360	9132	X
3/6/2021	2,534	9133	X
3/8/2021	2,478	9091	X
3/8/2021	2,470	9097	X
3/8/2021	2,731	9134	X
3/8/2021	2,688	9135	X
3/8/2021	2,894	9136	X
3/8/2021	3,600	9137	X
3/9/2021	2,736	9129	X
3/9/2021	2,520	9138	X
3/9/2021	3,600	9236	X
3/9/2021	2,000	9252	X
3/10/2021	2,602	9244	X
3/10/2021	2,680	9245	X
3/10/2021	2,562	9250	X
3/10/2021	2,698	9251	X
3/11/2021	2,604	9282	X
3/12/2021	2,928	9090	X
3/12/2021	2,671	9253	X
3/12/2021	2,976	9254	X
3/12/2021	2,579	9255	X
3/13/2021	2,604	9285	X
3/13/2021	2,784	9238	X

Table 4
Summary of Liquids Shipped to
Legacy
(January 01, 2021 - January 31, 2022)

Colonial Pipeline Company
2020-L1-SR2448
Huntersville, North Carolina

3/13/2021	3,595	9287	X
3/13/2021	3,360	9286	X
3/15/2021	3,024	9290	X
3/15/2021	3,096	9294	X
3/15/2021	2,962	9296	X
3/15/2021	3,062	9298	X
3/15/2021	2,938	9295	X
3/15/2021	3,024	9292	X
3/15/2021	3,024	9297	X
3/15/2021	3,158	9240	X
3/15/2021	2,658	9237	X
3/16/2021	3,096	9293	X
3/16/2021	3,005	9239	X
3/16/2021	3,254	9288	X
3/16/2021	3,081	9283	X
3/16/2021	3,000	9284	X
3/16/2021	2,870	9256	X
3/17/2021	3,072	9300	X
3/17/2021	2,976	9301	X
3/17/2021	3,120	9247	X
3/17/2021	3,240	8982	X
3/17/2021	3,019	8981	X
3/17/2021	3,086	9299	X
3/17/2021	2,990	9246	X
3/18/2021	3,149	9304	X
3/18/2021	3,124	9242	X
3/18/2021	3,216	9243	X
3/18/2021	2,952	9241	X
3/18/2021	2,976	9303	X
3/18/2021	3,038	9302	X
3/19/2021	3,216	9310	X
3/19/2021	3,058	9309	X
3/19/2021	2,909	9307	X
3/19/2021	3,000	9306	X
3/19/2021	3,034	9305	X
3/19/2021	3,009	8984	X
3/20/2021	3,158	9311	X
3/20/2021	3,178	9342	X
3/20/2021	3,264	9343	X
3/20/2021	3,168	9313	X
3/22/2021	3,062	9347	X

Table 4
Summary of Liquids Shipped to
Legacy
(January 01, 2021 - January 31, 2022)

Colonial Pipeline Company
2020-L1-SR2448
Huntersville, North Carolina

3/22/2021	2,890	9249	X
3/22/2021	2,990	9348	X
3/22/2021	3,120	9349	X
3/22/2021	3,115	9350	X
3/22/2021	3,139	9345	X
3/22/2021	3,220	9248	X
3/22/2021	3,125	9314	X
3/22/2021	3,024	9335	X
3/23/2021	3,045	9344	X
3/23/2021	3,120	9346	X
3/23/2021	3,254	9341	X
3/23/2021	3,269	9291	X
3/23/2021	2,899	9339	X
Total	**526,737**		

Table 5
Summary of Soil Shipped to Republic Services
(October 7, 2020 - January 31, 2022)

Colonial Pipeline Company
2020-L1-SR2448 Incident
Huntersville, North Carolina

Date	Truck No.	Load No.	Manifest No.	Tons	Manifest Previously Provided
10/7/2020	80	1	763626	20.64	X
10/7/2020	76	2	763625	12.67	X
10/7/2020	83	3	763624	18.6	X
10/7/2020	131	4	763623	22.68	X
10/7/2020	138	5	763622	22.18	X
10/7/2020	159	6	763621	22.1	X
10/7/2020	161	7	763620	16.22	X
10/7/2020	163	8	763619	21.29	X
10/7/2020	84	9	763618	21.87	X
10/7/2020	152	10	763617	20.6	X
10/8/2020	140	11	763616	23.31	X
10/8/2020	83	12	763615	19.6	X
10/8/2020	80	13	763614	20.55	X
10/8/2020	76	14	763613	13.15	X
10/8/2020	131	15	763612	23.02	X
10/8/2020	138	16	763611	23.34	X
10/8/2020	159	17	763610	23.07	X
10/8/2020	161	18	763609	19.21	X
10/8/2020	80	19	763608	19.69	X
10/8/2020	83	20	763607	20.2	X
10/8/2020	162	21	763606	23.64	X
10/8/2020	84	22	763605	12.05	X
10/8/2020	163	23	763604	25.21	X
10/8/2020	83	24	763603	21.84	X
10/8/2020	83	25	763602	23.85	X
10/8/2020	80	26	763601	20.07	X
10/8/2020	131	27	763600	22.92	X
10/8/2020	138	28	763599	22.84	X
10/8/2020	140	29	763598	23.26	X
10/8/2020	162	30	763597	24.74	X
10/8/2020	84	31	763596	21.81	X
10/8/2020	161	32	763595	18.15	X
10/8/2020	80	33	763594	23.42	X
10/8/2020	159	34	763593	23.37	X
10/8/2020	163	35	763592	26.12	X
10/8/2020	84	36	763591	21.45	X
10/8/2020	131	37	763590	24.03	X

Table 5
Summary of Soil Shipped to Republic Services
(October 7, 2020 - January 31, 2022)

Colonial Pipeline Company
2020-L1-SR2448 Incident
Huntersville, North Carolina

Date	Truck No.	Load No.	Manifest No.	Tons	Manifest Previously Provided
10/8/2020	138	38	763589	22.18	X
10/9/2020	83	39	763588	24.07	X
10/9/2020	80	40	763587	23.98	X
10/9/2020	80	41	763586	20.06	X
10/9/2020	162	42	763585	22.25	X
10/9/2020	131	43	763584	22.4	X
10/9/2020	161	44	763583	18.38	X
10/9/2020	84	45	763582	19.74	X
10/9/2020	159	46	763581	21.94	X
10/9/2020	140	47	763580	25.28	X
10/9/2020	83	48	763579	22.92	X
10/9/2020	163	49	763578	21.82	X
10/9/2020	80	50	765577	19.84	X
10/9/2020	138	51	763576	22.08	X
10/9/2020	83	52	763575	19.47	X
10/9/2020	131	53	763574	21.24	X
10/9/2020	162	54	763573	21.62	X
10/9/2020	140	55	763572	25.73	X
10/9/2020	84	56	763571	19.97	X
10/9/2020	161	57	763570	17.38	X
10/9/2020	163	58	763568	22.2	X
10/9/2020	80	59	763569	20.81	X
10/9/2020	159	60	763567	23.02	X
10/9/2020	83	61	763566	21.28	X
10/13/2020	159	62	763565	23.92	X
10/9/2020	80	63	763563	21.09	X
10/14/2020	131	64	763564	17.34	X
10/13/2020	163	65	763562	23.78	X
10/13/2020	138	66	763561	23.64	X
10/13/2020	76	67	763560	13.32	X
10/13/2020	131	68	763559	18.51	X
10/13/2020	162	69	763558	17.66	X
10/13/2020	80	70	763557	15.91	X
10/13/2020	84	71	763556	16.64	X
10/14/2020	84	72	763555	17.02	X
10/14/2020	159	73	763554	18.36	X
10/14/2020	162	74	763553	20.6	X

Table 5
Summary of Soil Shipped to Republic Services
(October 7, 2020 - January 31, 2022)

Colonial Pipeline Company
2020-L1-SR2448 Incident
Huntersville, North Carolina

Date	Truck No.	Load No.	Manifest No.	Tons	Manifest Previously Provided
10/14/2020	163	75	763552	20.63	X
10/14/2020	138	76	763551	16.65	X
10/14/2020	80	77	763550	19.29	X
10/14/2020	83	78	763549	18:57	X
10/13/2020	140	79	763548	22.7	X
10/14/2020	84	80	763547	19.59	X
10/14/2020	162	81	763546	21.53	X
10/14/2020	159	82	763545	20.11	X
10/14/2020	163	83	763528	19.57	X
10/14/2020	138	84	763529	20.27	X
10/14/2020	131	85	763530	20.79	X
10/14/2020	80	86	763531	16.14	X
10/14/2020	83	87	763532	19.68	X
10/14/2020	84	88	763533	22.43	X
10/14/2020	163	89	763534	20.38	X
10/14/2020	159	90	763535	23.01	X
10/14/2020	138	91	763536	18.62	X
10/15/2020	162	92	763537	21.45	X
10/15/2020	131	93	763538	25.29	X
10/15/2020	160	94	763539	22.34	X
10/15/2020	80	95	763540	17.31	X
10/15/2020	84	96	763541	22.81	X
10/15/2020	83	97	763542	21.78	X
10/15/2020	163	98	763543	25.06	X
10/15/2020	159	99	763544	20.1	X
10/15/2020	83	100	1041191	20.06	X
10/15/2020	84	101	1041192	20.18	X
10/15/2020	162	102	1041193	9.98	X
10/15/2020	138	103	1041194	19.84	X
10/15/2020	80	104	1041195	19.33	X
10/15/2020	84	105	1041196	23.51	X
10/15/2020	131	106	1041197	20.59	X
10/15/2020	160	107	1041198	21.17	X
10/16/2020	163	108	1041199	23.45	X
10/16/2020	148	109	1041200	23.54	X
10/16/2020	162	110	1041201	24.52	X
10/16/2020	131	111	1041202	24.79	X

Table 5
Summary of Soil Shipped to Republic Services
(October 7, 2020 - January 31, 2022)

Colonial Pipeline Company
2020-L1-SR2448 Incident
Huntersville, North Carolina

Date	Truck No.	Load No.	Manifest No.	Tons	Manifest Previously Provided
10/16/2020	80	112	1041203	13.55	X
10/16/2020	140	113	1041204	22.24	X
10/16/2020	160	114	1041205	22.85	X
10/16/2020	131	115	1041206	21.88	X
10/16/2020	83	116	1041207	19.6	X
10/16/2020	138	117	1041208	22.2	X
10/16/2020	162	118	1041209	23.01	X
10/16/2020	163	119	1041210	22.69	X
10/16/2020	160	120	1041211	23.28	X
10/16/2020	80	121	1041212	20.78	X
10/16/2020	140	122	1041213	23.99	X
10/16/2020	83	123	1041214	20.75	X
10/16/2020	138	124	1041215	22.93	X
10/16/2020	131	125	1041216	23.66	X
10/16/2020	84	126	1041217	21.2	X
10/15/2020	83	127	1041240	20.23	X
10/15/2020	83	128	1041239	20.25	X
10/15/2020	138	129	1041238	23.64	X
10/15/2020	162	130	1041237	22.27	X
10/16/2020	84	131	1041236	21.25	X
10/15/2020	80	132	1041235	20.05	X
10/15/2020	131	133	1041234	22.39	X
10/15/2020	160	134	1041233	21.69	X
10/15/2020	83	135	1041232	19.76	X
10/16/2020	138	136	1041231	21.88	X
10/16/2020	83	137	1041230	19.9	X
10/16/2020	163	138	1041229	22.39	X
10/16/2020	160	139	1041228	21.86	X
10/16/2020	80	140	1041227	19.81	X
10/16/2020	138	141	1041226	22.35	X
10/16/2020	140	142	1041225	23.29	X
10/17/2020	83	143	1041224	21.04	X
10/16/2020	83	144	1041223	21.55	X
10/17/2020	131	145	1041222	24.25	X
10/17/2020	84	146	1041221	22.42	X
10/17/2020	84	147	1041220	20.74	X
10/17/2020	163	148	1041219	22.37	X

Table 5
Summary of Soil Shipped to Republic Services
(October 7, 2020 - January 31, 2022)

Colonial Pipeline Company
2020-L1-SR2448 Incident
Huntersville, North Carolina

Date	Truck No.	Load No.	Manifest No.	Tons	Manifest Previously Provided
10/17/2020	159	149	1041218	23.09	X
10/17/2020	160	150	1042521	28.87	X
10/17/2020	138	151	1042522	17.61	X
10/17/2020	162	152	1042523	22.25	X
10/17/2020	131	153	1042524	23.74	X
10/17/2020	83	154	1042525	21.69	X
10/19/2020	160	155	1042526	22.93	X
10/19/2020	138	156	1042527	21.68	X
10/17/2020	84	157	1042528	22.51	X
10/19/2020	84	158	1042529	21.84	X
10/19/2020	84	159	1042530	21.4	X
10/19/2020	131	160	1042531	25.24	X
10/19/2020	160	161	1042532	23.97	X
10/19/2020	80	162	1042533	22.1	X
10/19/2020	148	163	1042534	25.18	X
10/19/2020	163	164	1042535	23	X
10/19/2020	162	165	1042536	24.93	X
10/19/2020	83	166	1042537	20.12	X
10/19/2020	83	167	1042538	20.78	X
10/19/2020	159	168	1042539	23.25	X
10/19/2020	138	169	1042540	24.46	X
10/19/2020	163	170	1042541	24.13	X
10/19/2020	162	171	1042542	24.68	X
10/19/2020	159	172	1042552	22.51	X
10/19/2020	148	173	1042550	24.25	X
10/19/2020	80	174	1042549	19.28	X
10/19/2020	83	175	1042548	21.09	X
10/19/2020	83	176	1042547	20.36	X
10/19/2020	84	177	1042544	17.22	X
10/19/2020	84	178	1042543	21.05	X
10/19/2020	138	179	1042553	22.15	X
10/19/2020	160	180	1042554	22.46	X
10/19/2020	162	181	1042555	22.78	X
10/19/2020	163	182	1042556	22.84	X
10/19/2020	159	183	1042557	21.94	X
10/19/2020	80	184	1042558	19.46	X
10/19/2020	148	185	1042559	22.35	X

Table 5
Summary of Soil Shipped to Republic Services
(October 7, 2020 - January 31, 2022)

Colonial Pipeline Company
2020-L1-SR2448 Incident
Huntersville, North Carolina

Date	Truck No.	Load No.	Manifest No.	Tons	Manifest Previously Provided
10/19/2020	138	186	1042569	19.52	X
10/19/2020	160	187	1042568	21.9	X
10/19/2020	80	188	1042566	20.21	X
10/20/2020	148	189	1042565	23.85	X
10/19/2020	83	190	1042564	21.15	X
10/19/2020	163	191	1042563	22.45	X
10/20/2020	138	192	1042562	21.32	X
10/27/2020	138	193	1042561	26.39	X
10/27/2020	80	194	1042560	17.99	X
10/27/2020	83	195	1042570	17.61	X
10/27/2020	159	196	1042571	15.69	X
10/27/2020	163	197	1042572	27.02	X
10/27/2020	152	198	1042573	15.26	X
10/27/2020	162	199	1042574	12.25	X
10/27/2020	160	200	1042575	23.35	X
10/27/2020	148	201	1042576	19.66	X
10/27/2020	138	202	1042577	21.4	X
10/27/2020	80	203	1042578	17.99	X
10/27/2020	148	204	1042580	26.34	X
10/27/2020	159	205	1042581	21.14	X
10/27/2020	163	206	1042582	21.3	X
10/27/2020	160	207	1042583	23.81	X
10/27/2020	162	208	1042584	25.04	X
10/27/2020	152	209	1042585	28.95	X
10/27/2020	138	210	1042586	24.03	X
10/27/2020	148	211	1042587	29.6	X
10/27/2020	80	212	1042588	19.2	X
10/27/2020	83	213	1042589	19	X
10/27/2020	159	214	1042590	26.14	X
10/27/2020	163	215	1042591	27.96	X
10/27/2020	84	216	1042546	19.06	X
10/27/2020	84	217	1042545	18.83	X
10/27/2020	162	218	1042567	19.53	X
10/28/2020	83	219	1042592	18.61	X
10/28/2020	160	220	1042593	27.25	X
10/28/2020	160	221	1042594	27.11	X
10/28/2020	84	222	1042595	18.07	X

Table 5
Summary of Soil Shipped to Republic Services
(October 7, 2020 - January 31, 2022)

Colonial Pipeline Company
2020-L1-SR2448 Incident
Huntersville, North Carolina

Date	Truck No.	Load No.	Manifest No.	Tons	Manifest Previously Provided
10/28/2020	152	223	1042596	22.3	X
10/28/2020	80	224	1042597	19.45	X
10/28/2020	83	225	1042598	17.21	X
10/28/2020	148	226	1042599	26.88	X
10/28/2020	162	227	1042600	23.87	X
10/28/2020	163	228	1042601	26.78	X
10/28/2020	159	229	1042602	25.38	X
10/28/2020	160	230	1042603	24.73	X
10/28/2020	138	231	1042604	22.53	X
10/28/2020	80	232	1042605	18.57	X
10/28/2020	152	233	1042606	23.96	X
10/28/2020	84	234	1042607	19.48	X
10/29/2020	83	235	1042609	20.85	X
10/28/2020	162	236	1042610	20.04	X
10/28/2020	159	237	1042611	25.07	X
10/28/2020	163	238	1042612	23.46	X
10/29/2020	160	239	1042613	21.31	X
10/28/2020	138	240	1042614	22.8	X
10/29/2020	80	241	1042608	18.98	X
10/28/2020	82	242	1042616	1.93	X
12/1/2020	D11	243	1042716	8.99	X
12/4/2020	D10	244	1042719	18.13	X
12/7/2020	D10	245	1042718	10.86	X
12/7/2020	D10	246	1042717	20.31	X
12/8/2020	D10	247	1042715	16.57	X
12/8/2020	D10	248	1042714	18.27	X
12/9/2020	D10	249	1042713	17.75	X
12/9/2020	D10	250	1042712	16.03	X
12/15/2020	D9	251	1042711	18.3	X
12/15/2020	D10	252	1042710	15.67	X
12/28/2020	BT21	253	1042709	16.15	X
12/28/2020	BT10	254	1042708	17.13	X
12/28/2020	BT16	255	1042707	15.99	X
12/28/2020	D10	256	1042706	20.54	X
12/28/2020	BT13	257	1042705	13.73	X
12/29/2020	D11	258	1042704	18.02	X
12/29/2020	KT10	259	1042703	12.93	X

Table 5
Summary of Soil Shipped to Republic Services
(October 7, 2020 - January 31, 2022)

Colonial Pipeline Company
2020-L1-SR2448 Incident
Huntersville, North Carolina

Date	Truck No.	Load No.	Manifest No.	Tons	Manifest Previously Provided
12/29/2020	2	260	1042702	14.71	X
12/29/2020	BT11	261	1042701	13.49	X
12/29/2020	D10	262	1042700	18.08	X
12/29/2020	D11	263	1042699	16.5	X
12/29/2020	2	264	1042698	10.74	X
12/29/2020	BT11	265	1042697	15.39	X
12/29/2020	D10	266	1042696	21.92	X
12/29/2020	KT10	267	1042695	13.95	X
12/29/2020	D11	268	1042694	21.82	X
12/29/2020	2	269	1042693	14.59	X
12/29/2020	BT11	270	1042692	14.15	X
12/29/2020	KT10	271	1042691	11.87	X
12/29/2020	BT16	272	1042690	18.83	X
12/29/2020	D10	273	1042689	21.27	X
12/29/2020	2	274	1042688	13.89	X
12/29/2020	11	275	1042687	21.74	X
12/29/2020	KT10	276	1042686	14.07	X
12/30/2020	BT16	277	1042685	20.84	X
12/30/2020	2	278	1042684	20.55	X
12/30/2020	D9	279	1042683	24.14	X
12/30/2020	KT12	280	1042682	18.19	X
12/30/2020	KT10	281	1042681	16.65	X
12/30/2020	D10	282	1042680	23.35	X
12/30/2020	D11	283	1042679	20.99	X
12/30/2020	BT16	284	1042678	19.04	X
12/30/2020	KT12	285	1042677	13.2	X
12/30/2020	KT10	286	1042676	11.66	X
12/30/2020	2	287	1042675	13.89	X
12/30/2020	9	288	1042674	20.15	X
12/30/2020	D11	289	1042673	18.64	X
12/30/2020	BT16	290	1042672	21.59	X
12/30/2020	D10	291	1042671	24.53	X
12/30/2020	2	292	1042670	15.86	X
12/30/2020	D9	293	1042669	23.36	X
12/30/2020	KT12	294	1042668	12.59	X
12/30/2020	KT10	295	1042667	9.69	X
12/30/2020	BT16	296	1042666	16.34	X

Table 5
Summary of Soil Shipped to Republic Services
(October 7, 2020 - January 31, 2022)

Colonial Pipeline Company
2020-L1-SR2448 Incident
Huntersville, North Carolina

Date	Truck No.	Load No.	Manifest No.	Tons	Manifest Previously Provided
12/30/2020	2	297	1042665	13.59	X
12/30/2020	D9	298	1042664	20.03	X
12/30/2020	D10	299	1042663	22.03	X
12/30/2020	D11	300	1042662	19.31	X
12/30/2020	D10	301	1042661	23.84	X
12/30/2020	2	302	1042660	14.77	X
12/30/2020	KT12	303	1042659	16.1	X
1/4/2021	BT16	304	1042658	16.82	X
1/4/2021	D10	305	1042657	19.44	X
1/4/2021	D11	306	1042656	19.72	X
1/4/2021	KT10	307	1042655	10.66	X
1/4/2020	KT11	308	1042654	16.17	X
1/4/2020	D9	309	1042653	18.7	X
1/4/2021	BT16	310	1042652	16.49	X
1/4/2021	D10	311	1042651	16.61	X
1/4/2021	--	312	1042650	17.59	X
1/4/2021	--	313	1042649	16.52	X
1/5/2021	10	314	1042648	9.29	X
1/5/2021	2	315	1042647	15.68	X
1/5/2021	BT17	316	1042646	22.03	X
1/5/2021	BT13	317	1042645	18.95	X
1/5/2021	D10	318	1042644	17.82	X
1/5/2021	--	319	1042643	20.29	X
1/5/2021	D11	320	1042642	23.23	X
1/5/2021	2	321	1042641	14.6	X
1/5/2021	BT17	322	1042640	19.55	X
1/5/2021	BT13	323	1042639	15.93	X
1/5/2021	KT10	324	1042638	15.22	X
1/5/2021	D11	325	1042637	12.39	X
1/5/2021	2	326	1042636	14.48	X
1/5/2021	D10	327	1042635	10.74	X
1/5/2021	D11	328	1042634	21.16	X
1/5/2021	BT17	329	1042633	18.47	X
1/5/2021	BT13	330	1042632	14.13	X
1/5/2021	KT10	331	1042631	11.83	X
1/5/2021	2	332	1042630	13.84	X
1/6/2021	D10	333	1042629	22.66	X

Table 5
Summary of Soil Shipped to Republic Services
(October 7, 2020 - January 31, 2022)

Colonial Pipeline Company
2020-L1-SR2448 Incident
Huntersville, North Carolina

Date	Truck No.	Load No.	Manifest No.	Tons	Manifest Previously Provided
1/6/2021	BT9	334	1042628	14.21	X
1/6/2021	D11	335	1042627	23.62	X
1/6/2021	KT10	336	1042626	8.52	X
1/6/2021	2	337	1042625	13.34	X
1/6/2021	BT19	338	1042624	11.17	X
1/6/2021	BPD5	339	1042623	16.84	X
1/6/2021	KT11	340	1042622	17.73	X
1/6/2021	D11	341	1042621	21.52	X
1/6/2021	BT9	342	1042722	16.39	X
1/6/2021	BT19	343	1042723	21.74	X
1/7/2021	KT10	344	1042724	13.94	X
1/7/2021	KT10	345	1042725	14.62	X
1/7/2021	KT12	346	1042726	12.39	X
1/7/2021	BPD5	347	1042727	17.02	X
1/7/2021	BT19	348	1042728	15.29	X
1/7/2021	D11	349	1042729	17.38	X
1/7/2021	D10	350	1042730	23.65	X
1/7/2021	2	351	1042731	13.53	X
1/7/2021	BPD5	352	1042732	17.74	X
1/7/2021	KT10	353	1042733	15.05	X
1/7/2021	BT19	354	1042734	16.24	X
1/7/2021	D11	355	1042735	15.15	X
1/7/2021	D10	356	1042736	19.04	X
1/7/2021	2	357	1042737	13.75	X
1/7/2021	KT10	358	1042738	12.09	X
1/7/2021	KT12	359	1042739	14.06	X
1/7/2021	BT19	360	1042740	15.63	X
1/7/2021	BPD5	361	1042741	17.08	X
1/7/2021	D11	362	1042742	19.1	X
1/7/2020	D10	363	1042743	21.91	X
1/11/2021	D9	364	1042744	21.5	X
1/11/2021	KT12	365	1042745	10.82	X
1/11/2021	KT10	366	1042746	10.56	X
1/11/2021	D11	367	1042747	15.66	X
1/11/2021	BT13	368	1042748	18.33	X
1/11/2021	D10	369	1042749	20.7	X
1/11/2021	BT19	370	1042750	14.83	X

Table 5
Summary of Soil Shipped to Republic Services
(October 7, 2020 - January 31, 2022)

Colonial Pipeline Company
2020-L1-SR2448 Incident
Huntersville, North Carolina

Date	Truck No.	Load No.	Manifest No.	Tons	Manifest Previously Provided
1/11/2021	BT19	371	1042751	18.47	X
1/11/2021	BT10	372	1042752	17.11	X
1/11/2021	D11	373	1042753	22.73	X
1/11/2021	D10	374	1042754	23.1	X
1/11/2021	BT19	375	1042755	18.94	X
1/11/2021	BT13	376	1042756	22.47	X
1/11/2021	D9	377	1042757	21.75	X
1/11/2021	BT9	378	1042758	13.9	X
1/11/2021	BT10	379	1042759	18.24	X
1/11/2021	D11	380	1042760	23.37	X
1/11/2021	KT12	381	1042761	12.93	X
1/11/2021	KT10	382	1042762	12.26	X
1/11/2021	D10	383	1042763	18.35	X
1/11/2021	BT13	384	1042764	21.29	X
1/11/2021	BT19	385	1042765	16.45	X
1/11/2021	D9	386	1042766	16.4	X
1/11/2021	KT12	387	1042767	15.97	X
1/11/2021	BT10	388	1042768	14.74	X
1/11/2021	KT10	389	1042769	20.18	X
1/11/2021	BT9	390	1042770	22.24	X
1/11/2021	D10	391	1042771	13.66	X
1/11/2021	KT12	392	1042772	13.66	X
1/12/2021	D9	393	1042773	19.74	X
1/12/2021	D11	394	1042774	18.7	X
1/12/2021	KT10	395	1042775	12.27	X
1/12/2021	D10	396	1042776	20.91	X
1/12/2021	D9	397	1042777	20.9	X
1/12/2021	D10	398	1042778	19.92	X
1/12/2021	D10	399	1042779	20.7	X
1/12/2021	KT10	400	1042780	12.11	X
1/12/2021	D9	401	1042781	22.22	X
1/12/2021	D10	402	1042782	21.13	X
1/12/2021	KT10	403	1042783	11.51	X
1/12/2021	D11	404	1042784	13.36	X
1/14/2021	D9	405	1042785	19.56	X
1/14/2021	D9	406	1042786	20.38	X
1/14/2021	D11	407	1042787	19.11	X

Table 5
Summary of Soil Shipped to Republic Services
(October 7, 2020 - January 31, 2022)

Colonial Pipeline Company
2020-L1-SR2448 Incident
Huntersville, North Carolina

Date	Truck No.	Load No.	Manifest No.	Tons	Manifest Previously Provided
1/14/2021	D10	408	1042788	20.06	X
1/14/2021	D11	409	1042789	23.14	X
1/14/2021	D9	410	1042790	19.92	X
1/14/2021	D9	411	1042791	20.78	X
1/14/2021	D9	412	1042792	19.3	X
1/14/2021	D11	413	1042793	23.15	X
1/14/2021	BT10	414	1042794	21.01	X
1/15/2021	D10	415	1042795	20.98	X
1/15/2021	BT9	416	1042796	17.74	X
1/15/2021	D9	417	1042797	21.16	X
1/15/2021	D11	418	1042798	20.85	X
1/15/2021	D10	419	1042799	19.74	X
1/15/2021	D11	420	1042800	22.07	X
1/15/2021	D9	421	1042801	21.46	X
1/15/2021	D10	422	1042802	18.59	X
1/15/2021	D11	423	1042803	22.76	X
1/15/2021	--	424	1042804	19.6	X
1/22/2021	163	425	1042822	26.58	X
1/22/2021	162	426	1042818	25.2	X
1/22/2021	148	427	1042819	31.13	X
1/22/2021	96	428	1042805	12.12	X
1/22/2021	--	429	1042817	19.66	X
1/22/2021	138	430	1042821	19.66	X
1/29/2021	--	431	1042822	20.06	X
1/29/2021	--	432	1042824	17.5	X
2/2/2021	96	433	1042823	17.5	X
2/8/2021	96	434	1042826	18.68	X
2/15/2021	96	435	1042827	14.08	X
2/24/2021	82	436	1042828	21.27	X
3/9/2021	96	437	1042829	13.22	X
3/15/2021	82	438	1042830	10.78	X
4/23/2021	96	439	1042831	9.03	X
5/10/2021	82	440	1042832	10.59	X
6/2/2021	96	441	1042812	9.89	X
6/24/2021	96	442	1042833	13.99	X
7/28/2021	96	443	1042834	6.46	X
8/4/2021	96	444	1042835	14.38	X

Table 5
Summary of Soil Shipped to Republic Services
(October 7, 2020 - January 31, 2022)

Colonial Pipeline Company
2020-L1-SR2448 Incident
Huntersville, North Carolina

Date	Truck No.	Load No.	Manifest No.	Tons	Manifest Previously Provided
8/18/2021	82	445	1042836	10.59	X
9/2/2021	96	446	1042837	9.97	X
9/17/2021	96	447	1042838	13.95	X
9/17/2021	96	445	1042839	12.31	X
10/20/2021	96	450	1042868	16.44	X
10/20/2021	96	451	1042869	17.34	X
12/6/2021	82	452	1042866	18.72	X
12/14/2021	82	453	1042864	8.43	X
12/27/2021	82	454	1042863	8.56	X
Total				**8,800**	

Table 6
Summary of Liquids Shipped to
Aaron Oil
(September 12, 2020 - January 31, 2022)

Colonial Pipeline Company
2020-L1-SR2448
Huntersville, North Carolina

Date	Gallons	Bill of Lading No.	Manifest Previously Received
9/12/2020	5,191	154376	X
9/17/2020	3,497	154379	X
9/25/2020	4,911	154378	X
9/30/2020	5,333	155096	X
10/4/2020	2,450	154501	X
10/5/2020	4,873	154502	X
10/21/2020	5,200	147321	X
10/29/2020	5,000	155094	X
11/2/2020	5,363	154503	X
11/3/2020	5,500	154387	X
11/5/2021	5,300	155097	X
11/5/2020	4,755	155166	X
11/7/2020	5,000	155167	X
11/9/2021	5,500	155098	X
11/9/2020	5,000	155168	X
11/11/2020	5,000	155169	X
11/12/2021	5,000	155099	X
11/14/2020	5,000	155171	X
11/17/2020	5,224	155170	X
11/19/2020	5,286	155173	X
12/1/2020	5,130	155175	X
12/1/2020	5,500	154382	X
12/23/2020	5,191	155174	X
1/12/2021	2,500	155661	X
1/19/2021	5,000	155665	X
1/20/2021	5,000	155666	X
1/20/2021	5,400	155667	X
1/21/2021	5,000	155672	X
1/25/2021	5,500	155172	X
1/25/2021	5,254	155670	X
1/26/2021	4,050	155671	X
2/2/2021	5,000	155668	X
2/10/2020	5,000	155669	X
2/17/2021	7,700	155304	X
2/19/2021	5,000	155305	X
2/23/2021	5,000	155311	X
3/10/2021	2,500	155309	X
3/22/2021	2,800	155316	X
4/29/2021	2,700	155315	X

Table 6
Summary of Liquids Shipped to
Aaron Oil
(September 12, 2020 - January 31, 2022)

Colonial Pipeline Company
2020-L1-SR2448
Huntersville, North Carolina

Date	Gallons	Bill of Lading No.	Manifest Previously Received
9/24/2021	1,000	155319	X
9/28/2021	3,500	155320	X
9/30/2021	750	155321	X
Total	**192,858**		

Table 7
Summary of Liquids Shipped to MEI
(March 24, 2021 - January 31, 2022)

Colonial Pipeline Company
2020-L1-SR2448
Huntersville, North Carolina

Date	Gallons	Manifest No.	Manifest Previously Provided
3/24/2021	5,348	1	X
3/26/2021	5,538	5	X
3/26/2021	5,476	6	X
3/27/2021	5,481	7	X
3/27/2021	5,417	8	X
3/27/2021	5,538	9	X
3/29/2021	5,449	12	X
3/29/2021	5,480	13	X
3/29/2021	5,417	14	X
3/30/2021	5,480	15	X
3/30/2021	5,417	16	X
3/31/2021	5,417	17	X
3/31/2021	5,417	18	X
3/31/2021	5,417	19	X
4/1/2021	5,417	20	X
4/2/2021	5,417	21	X
4/3/2021	5,417	22	X
4/3/2021	5,482	23	X
4/5/2021	5,417	24	X
4/5/2021	5,417	25	X
4/5/2021	5,417	26	X
4/5/2021	5,417	27	X
4/5/2021	5,348	28	X
4/6/2021	5,417	29	X
4/6/2021	5,147	30	X
4/6/2021	5,417	31	X
4/7/2021	5,417	32	X
4/8/2021	5,417	33	X
4/8/2021	5,417	34	X
4/9/2021	5,195	35	X
4/9/2021	5,417	36	X
4/9/2021	5,417	37	X
4/9/2021	5,417	38	X
4/10/2021	5,417	39	X
4/10/2021	5,417	40	X
4/12/2021	5,417	41	X
4/12/2021	5,417	42	X
4/12/2021	5,417	43	X

Table 7
Summary of Liquids Shipped to MEI
(March 24, 2021 - January 31, 2022)

Colonial Pipeline Company
2020-L1-SR2448
Huntersville, North Carolina

4/12/2021	5,417	44	X
4/13/2021	5,417	45	X
4/13/2021	5,417	46	X
4/13/2021	5,023	47	X
4/14/2021	5,417	48	X
4/14/2021	5,417	49	X
4/15/2021	5,417	50	X
4/15/2021	5,417	51	X
4/15/2021	5,417	52	X
4/16/2021	5,417	53	X
4/16/2021	5,417	54	X
4/17/2021	5,412	55	X
4/17/2021	5,410	56	X
4/17/2021	5,417	57	X
4/19/2021	5,417	58	X
4/19/2021	5,348	59	X
4/19/2021	5,417	60	X
4/19/2021	5,417	61	X
4/20/2021	5,417	62	X
4/20/2021	5,417	63	X
4/21/2021	5,417	64	X
4/21/2021	5,481	65	X
4/21/2021	3,000	66	X
4/21/2021	5,417	67	X
4/21/2021	5,417	68	X
4/22/2021	5,417	69	X
4/22/2021	5,417	70	X
4/22/2021	5,417	71	X
4/22/2021	5,417	72	X
4/23/2021	5,481	73	X
4/23/2021	5,417	74	X
Total	**370,967**		

Table 8
Summary of Liquids Shipped to HCC
(March 24, 2021 - January 31, 2022)

Colonial Pipeline Company
2020-L1-SR2448
Huntersville, North Carolina

Date	Gallons	Manifest No.	Manifest Previously Provided
3/24/2021	5,111	2	X
3/25/2021	5,417	3	X
3/25/2021	4,977	4	X
3/29/2021	5,417	11	X
Total	**20,922**		

Table 9
Summary of Liquids Removed by Covanta
(April 23, 2021 - January 31, 2022)

Colonial Pipeline Company
2020-L1-SR2448
Huntersville, North Carolina

Date	Truck No.	Gallons	Manifest No.	Manifest Previously Provided
4/23/2021	--	5,024	139108	X
4/23/2021	--	5,259	139105	X
4/24/2021	--	5,125	139159	X
4/24/2021	--	5,076	139115	X
4/24/2021	--	5,125	139150	X
4/24/2021	--	5,022	139149	X
4/26/2021	--	4,964	139157	X
4/26/2021	--	5,010	139158	X
4/26/2021	--	5,020	139160	X
4/26/2021	--	5,084	139156	X
4/26/2021	--	5,029	139154	X
4/27/2021	--	5,024	139179	X
4/27/2021	--	5,180	139182	X
4/27/2021	--	5,122	139180	X
4/27/2021	--	4,847	139183	X
4/28/2021	--	5,173	139192	X
4/28/2021	--	5,129	139188	X
4/28/2021	--	5,175	139151	X
4/28/2021	--	5,300	139193	X
4/28/2021	--	4,664	139200	X
5/1/2021	--	5,156	139218	X
5/1/2021	--	5,141	139256	X
5/1/2021	--	4,832	139260	X
5/1/2021	--	5,118	139257	X
5/2/2021	--	5,050	139261	X
5/2/2021	--	5,300	139259	X
5/3/2021	--	5,209	139264	X
5/3/2021	--	5,000	139266	X
5/3/2021	--	5,213	139265	X
5/3/2021	--	4,456	139267	X
5/4/2021	--	5,055	139243	X
5/4/2021	--	5,048	139241	X
5/4/2021	--	4,412	139240	X
5/4/2021	--	5,036	139242	X
5/5/2021	--	5,041	139308	X
5/5/2021	--	5,141	139219	X
5/5/2021	--	5,029	139310	X
5/5/2021	--	5,096	139309	X

Table 9
Summary of Liquids Removed by Covanta
(April 23, 2021 - January 31, 2022)

Colonial Pipeline Company
2020-L1-SR2448
Huntersville, North Carolina

5/6/2021	--	4,854	139277	X
5/6/2021	--	5,022	139281	X
5/6/2021	--	4,894	139278	X
5/6/2021	--	4,981	139282	X
5/7/2021	--	4,993	139351	X
5/7/2021	--	4,993	139354	X
5/7/2021	--	5,000	139350	X
5/7/2021	--	3,552	139356	X
5/8/2021	--	4,964	139326	X
5/8/2021	--	5,074	139328	X
5/8/2021	--	5,026	139325	X
5/8/2021	--	4,995	139323	X
5/9/2021	--	4,857	139324	X
5/10/2021	--	4,926	139331	X
5/10/2021	--	4,993	139333	X
5/10/2021	--	4,993	139332	X
5/10/2021	--	4,832	139330	X
5/11/2021	--	5,062	139235	X
5/11/2021	--	4,842	139233	X
5/11/2021	--	4,966	139274	X
5/11/2021	--	5,072	139234	X
5/12/2021	--	5,082	139371	X
5/12/2021	--	5,022	139377	X
5/12/2021	--	4,175	139370	X
5/12/2021	--	4,899	139367	X
5/14/2021	--	5,125	139393	X
5/14/2021	--	5,125	139394	X
5/15/2021	--	5,019	138935	X
5/15/2021	--	5,125	138936	X
5/16/2021	--	5,125	138937	X
5/17/2021	--	5,125	138940	X
5/17/2021	--	5,076	138923	X
5/17/2021	--	5,125	138924	X
5/17/2021	--	5,076	138925	X
5/17/2021	--	5,019	138932	X
5/18/2021	--	5,019	138934	X
5/18/2021	--	5,076	138958	X
5/18/2021	--	5,019	138931	X
5/18/2021	--	5,076	138957	X
5/18/2021	--	5,125	138960	X
5/18/2021	--	5,125	138959	X

Table 9
Summary of Liquids Removed by Covanta
(April 23, 2021 - January 31, 2022)

Colonial Pipeline Company
2020-L1-SR2448
Huntersville, North Carolina

5/19/2021	--	5,125	138979	X
5/19/2021	--	5,076	138978	X
5/19/2021	--	5,025	138980	X
5/19/2021	--	5,076	138977	X
5/20/2021	--	5,125	138996	X
5/20/2021	--	5,076	138993	X
5/20/2021	--	5,076	139000	X
5/20/2021	--	5,125	138995	X
5/21/2021	--	5,125	151861	X
5/21/2021	--	5,125	151863	X
5/21/2021	--	3,727	151874	X
5/21/2021	--	5,076	151862	X
5/21/2021	--	5,019	151875	X
5/21/2021	--	5,076	138994	X
5/22/2021	--	4,800	139413	X
5/22/2021	--	5,076	151879	X
5/22/2021	--	5,010	151880	X
5/22/2021	--	5,019	151883	X
5/23/2021	--	5,019	151882	X
5/24/2021	--	5,019	151886	X
5/24/2021	--	5,076	139410	X
5/24/2021	--	5,076	151885	X
5/24/2021	--	4,570	139411	X
5/24/2021	--	5,010	151884	X
5/25/2021	--	5,076	139424	X
5/25/2021	--	5,125	151881	X
5/25/2021	--	5,076	139454	X
5/25/2021	--	5,125	139425	X
5/27/2021	--	5,125	139437	X
5/27/2021	--	5,076	139439	X
5/28/2021	--	5,125	139436	X
5/28/2021	--	5,076	139465	X
5/28/2021	--	5,125	139464	X
5/28/2021	--	5,076	139438	X
5/29/2021	--	5,082	139474	X
5/29/2021	--	5,000	139479	X
5/29/2021	--	5,000	139476	X
5/29/2021	--	5,082	139477	X
5/30/2021	--	5,125	139481	X
5/30/2021	--	4,799	139480	X
5/31/2021	--	5,125	139482	X

Table 9
Summary of Liquids Removed by Covanta
(April 23, 2021 - January 31, 2022)

Colonial Pipeline Company
2020-L1-SR2448
Huntersville, North Carolina

5/31/2021	--	5,125	139483	X
5/31/2021	--	5,076	139486	X
5/31/2021	--	5,125	139431	X
5/31/2021	--	5,124	139430	X
6/1/2021	--	5,125	139429	X
6/1/2021	--	5,076	139487	X
6/1/2021	--	5,076	139489	X
6/1/2021	--	4,355	139488	X
6/2/2021	--	5,076	139533	X
6/2/2021	--	5,125	139508	X
6/2/2021	--	5,076	139507	X
6/2/2021	--	4,870	139534	X
6/3/2021	--	5,125	139518	X
6/3/2021	--	4,863	139516	X
6/3/2021	--	5,125	139521	X
6/3/2021	--	5,076	139519	X
6/4/2021	--	5,076	139504	X
6/4/2021	--	3,973	139501	X
6/4/2021	--	5,076	139503	X
6/4/2021	--	5,125	139502	X
6/5/2021	--	5,125	139550	X
6/5/2021	--	5,010	139553	X
6/5/2021	--	4,863	139549	X
6/5/2021	--	5,125	139551	X
6/6/2021	--	5,019	139548	X
6/6/2021	--	5,019	139547	X
6/7/2021	--	5,076	139543	X
6/7/2021	--	5,125	139541	X
6/7/2021	--	5,076	139562	X
6/7/2021	--	5,125	139542	X
6/8/2021	--	5,076	139579	X
6/8/2021	--	5,125	139577	X
6/8/2021	--	5,125	139576	X
6/8/2021	--	5,076	139578	X
6/10/2021	--	5,076	139825	X
6/10/2021	--	4,725	139824	X
6/10/2021	--	5,125	139823	X
6/11/2021	--	5,076	139627	X
6/11/2021	--	5,076	139628	X
6/11/2021	--	5,125	139822	X
6/11/2021	--	5,125	139900	X

Table 9
Summary of Liquids Removed by Covanta
(April 23, 2021 - January 31, 2022)

Colonial Pipeline Company
2020-L1-SR2448
Huntersville, North Carolina

6/12/2021	--	5,010	139896	X
6/12/2021	--	5,000	139893	X
6/12/2021	--	5,076	139898	X
6/12/2021	--	5,000	139895	X
6/13/2021	--	5,124	139891	X
6/13/2021	--	5,125	139892	X
6/14/2021	--	5,076	139884	X
6/14/2021	--	5,125	139881	X
6/14/2021	--	5,076	139882	X
6/14/2021	--	5,100	139897	X
6/14/2021	--	4,775	139814	X
6/15/2021	--	5,076	139809	X
6/15/2021	--	5,125	139646	X
6/15/2021	--	4,526	139644	X
6/16/2021	--	5,125	139640	X
6/16/2021	--	5,076	139638	X
6/16/2021	--	5,125	139641	X
6/17/2021	--	5,125	139613	X
6/17/2021	--	5,076	139807	X
6/17/2021	--	5,125	139621	X
6/17/2021	--	5,076	139808	X
6/18/2021	--	5,076	139639	X
6/18/2021	--	5,125	139688	X
6/18/2021	--	4,600	139689	X
6/18/2021	--	5,076	139690	X
6/19/2021	--	5,125	139710	X
6/19/2021	--	4,411	139679	X
6/19/2021	--	5,000	139681	X
6/20/2021	--	5,019	139709	X
6/20/2021	--	5,019	139708	X
6/21/2021	--	5,076	139707	X
6/21/2021	--	5,125	139705	X
6/21/2021	--	5,200	139706	X
6/22/2021	--	5,076	139727	X
6/22/2021	--	5,125	139726	X
6/22/2021	--	5,125	139729	X
6/22/2021	--	5,076	139724	X
6/23/2021	--	5,076	139787	X
6/23/2021	--	5,125	139789	X
6/23/2021	--	5,076	139788	X
6/23/2021	--	5,125	139790	X

Table 9
Summary of Liquids Removed by Covanta
(April 23, 2021 - January 31, 2022)

Colonial Pipeline Company
2020-L1-SR2448
Huntersville, North Carolina

6/24/2021	--	5,125	139802	X
6/24/2021	--	5,076	139800	X
6/24/2021	--	5,125	139803	X
6/24/2021	--	5,076	139801	X
6/25/2021	--	5,125	138380	X
6/25/2021	--	5,076	138379	X
6/25/2021	--	5,125	138381	X
6/25/2021	--	5,076	138378	X
6/25/2021	--	5,125	138385	X
6/26/2021	--	5,000	138391	X
6/26/2021	--	5,076	138390	X
6/26/2021	--	5,000	138393	X
6/26/2021	--	5,000	138392	X
6/27/2021	--	5,125	138395	X
6/27/2021	--	5,125	138396	X
6/28/2021	--	5,076	139806	X
6/28/2021	--	5,076	138366	X
6/28/2021	--	5,125	138365	X
6/28/2021	--	5,125	138364	X
6/28/2021	--	5,000	138394	X
6/29/2021	--	5,125	138324	X
6/29/2021	--	5,076	138322	X
6/29/2021	--	5,200	138323	X
6/29/2021	--	5,125	138325	X
6/30/2021	--	5,125	138341	X
6/30/2021	--	5,076	138339	X
6/30/2021	--	5,076	138340	X
6/30/2021	--	5,125	138342	X
7/2/2021	--	5,076	138331	X
7/2/2021	--	5,125	139784	X
7/2/2021	--	5,200	138332	X
7/3/2021	--	5,120	138244	X
7/3/2021	--	5,125	138247	X
7/3/2021	--	5,120	138242	X
7/4/2021	--	5,125	138240	X
7/4/2021	--	5,125	138243	X
7/5/2021	--	5,076	138239	X
7/5/2021	--	5,125	138236	X
7/5/2021	--	5,000	138237	X
7/5/2021	--	5,125	138238	X
7/5/2021	--	5,076	138241	X

Table 9
Summary of Liquids Removed by Covanta
(April 23, 2021 - January 31, 2022)

Colonial Pipeline Company
2020-L1-SR2448
Huntersville, North Carolina

7/6/2021	--	5,125	138235	X
7/6/2021	--	5,076	138234	X
7/6/2021	--	5,076	138203	X
7/6/2021	--	5,125	138233	X
7/7/2021	--	5,076	138205	X
7/7/2021	--	5,125	138207	X
7/7/2021	--	4,900	138204	X
7/7/2021	--	4,725	138206	X
7/8/2021	--	5,125	138219	X
7/8/2021	--	5,125	138222	X
7/8/2021	--	5,125	138217	X
7/8/2021	--	5,125	138218	X
7/9/2021	--	5,125	138224	X
7/9/2021	--	5,076	138229	X
7/9/2021	--	5,125	138228	X
7/9/2021	--	4,960	138198	X
7/10/2021	--	5,125	138133	X
7/10/2021	--	5,125	138118	X
7/10/2021	--	5,000	138134	X
7/10/2021	--	5,125	138132	X
7/11/2021	--	5,124	138136	X
7/11/2021	--	5,125	138135	X
7/12/2021	--	5,125	138148	X
7/12/2021	--	5,019	138147	X
7/12/2021	--	5,125	138146	X
7/12/2021	--	5,019	138149	X
7/13/2021	--	5,125	138129	X
7/13/2021	--	5,076	138126	X
7/13/2021	--	5,125	138130	X
7/13/2021	--	5,076	138113	X
7/15/2021	--	5,125	138054	X
7/15/2021	--	5,076	138091	X
7/15/2021	--	5,125	138053	X
7/16/2021	--	5,125	138041	X
7/16/2021	--	5,124	138038	X
7/16/2021	--	5,125	138042	X
7/16/2021	--	5,124	138040	X
7/17/2021	--	5,125	138044	X
7/17/2021	--	5,100	138045	X
7/17/2021	--	5,125	138043	X
7/17/2021	--	5,125	138046	X

Table 9
Summary of Liquids Removed by Covanta
(April 23, 2021 - January 31, 2022)

Colonial Pipeline Company
2020-L1-SR2448
Huntersville, North Carolina

7/18/2021	--	5,000	138048	X
7/18/2021	--	5,019	138047	X
7/18/2021	--	5,125	138049	X
7/19/2021	--	5,000	137995	X
7/19/2021	--	5,125	138028	X
7/19/2021	--	5,125	137990	X
7/19/2021	--	5,125	138009	X
7/19/2021	--	5,125	138010	X
7/20/2021	--	5,125	137987	X
7/20/2021	--	5,076	138007	X
7/20/2021	--	5,125	138000	X
7/20/2021	--	5,125	137998	X
7/20/2021	--	5,000	137968	X
7/21/2021	--	5,125	137969	X
7/21/2021	--	5,076	137967	X
7/21/2021	--	5,125	137971	X
7/21/2021	--	5,076	137970	X
7/22/2021	--	5,076	137920	X
7/22/2021	--	5,125	137922	X
7/22/2021	--	5,125	137927	X
7/22/2021	--	5,076	137923	X
7/22/2021	--	5,125	137925	X
7/22/2021	--	5,125	137926	X
7/23/2021	--	5,076	137957	X
7/23/2021	--	5,125	138900	X
7/23/2021	--	5,076	137954	X
7/23/2021	--	5,125	137956	X
7/24/2021	--	5,125	138888	X
7/24/2021	--	5,076	138890	X
7/24/2021	--	5,125	138887	X
7/24/2021	--	5,125	138889	X
7/24/2021	--	5,076	138891	X
7/25/2021	--	5,010	138868	X
7/25/2021	--	5,124	138885	X
7/25/2021	--	5,124	138886	X
7/25/2021	--	5,000	138871	X
7/26/2021	--	5,076	138870	X
7/26/2021	--	5,125	138872	X
7/26/2021	--	5,076	138873	X
7/26/2021	--	5,125	138875	X
7/27/2021	--	5,125	138846	X

Table 9
Summary of Liquids Removed by Covanta
(April 23, 2021 - January 31, 2022)

Colonial Pipeline Company
2020-L1-SR2448
Huntersville, North Carolina

7/27/2021	--	5,076	138848	X
7/27/2021	--	5,125	138849	X
7/27/2021	--	5,076	138850	X
7/28/2021	--	5,125	138820	X
7/28/2021	--	5,076	138816	X
7/29/2021	--	5,125	138832	X
7/29/2021	--	5,076	138830	X
7/29/2021	--	5,076	138833	X
7/29/2021	--	5,125	138835	X
7/30/2021	--	5,076	138721	X
7/30/2021	--	5,125	138723	X
7/30/2021	--	5,125	138729	X
7/30/2021	--	5,076	138722	X
7/31/2021	--	5,000	138691	X
7/31/2021	--	5,076	138689	X
7/31/2021	--	5,125	138690	X
7/31/2021	--	5,000	138688	X
7/31/2021	--	5,076	138686	X
8/1/2021	--	5,019	138692	X
8/1/2021	--	5,125	138693	X
8/1/2021	--	5,124	138699	X
8/2/2021	--	5,125	138694	X
8/2/2021	--	5,076	138697	X
8/2/2021	--	5,019	138696	X
8/2/2021	--	5,125	138703	X
8/2/2021	--	5,076	138700	X
8/2/2021	--	5,019	138702	X
8/3/2021	--	5,076	138737	X
8/3/2021	--	5,125	138740	X
8/3/2021	--	5,125	138648	X
8/3/2021	--	5,076	138738	X
8/3/2021	--	5,125	138649	X
8/3/2021	--	5,125	138651	X
8/4/2021	--	5,076	138665	X
8/4/2021	--	5,125	138660	X
8/4/2021	--	5,125	138661	X
8/4/2021	--	5,076	138658	X
8/4/2021	--	5,125	138663	X
8/4/2021	--	5,125	138662	X
8/5/2021	--	5,076	138590	X
8/5/2021	--	5,000	138587	X

Table 9
Summary of Liquids Removed by Covanta
(April 23, 2021 - January 31, 2022)

Colonial Pipeline Company
2020-L1-SR2448
Huntersville, North Carolina

8/5/2021	--	5,125	138585	X
8/5/2021	--	5,076	138589	X
8/5/2021	--	5,000	138584	X
8/5/2021	--	5,125	138582	X
8/6/2021	--	5,076	138677	X
8/6/2021	--	5,125	138675	X
8/6/2021	--	5,125	138670	X
8/6/2021	--	5,076	138674	X
8/6/2021	--	5,125	138673	X
8/7/2021	--	4,900	138569	X
8/7/2021	--	5,125	138565	X
8/7/2021	--	5,000	138567	X
8/7/2021	--	5,076	138570	X
8/8/2021	--	5,125	138573	X
8/8/2021	--	5,125	138574	X
8/8/2021	--	5,125	138571	X
8/9/2021	--	5,125	138532	X
8/9/2021	--	5,076	138557	X
8/9/2021	--	5,125	138559	X
8/9/2021	--	5,076	138560	X
8/9/2021	--	4,850	138562	X
8/10/2021	--	5,125	138546	X
8/11/2021	--	5,125	138470	X
8/11/2021	--	5,125	138462	X
8/12/2021	--	5,076	138474	X
8/12/2021	--	5,125	138493	X
8/12/2021	--	5,076	138475	X
8/12/2021	--	5,125	138492	X
8/13/2021	--	5,076	138407	X
8/13/2021	--	5,125	138472	X
8/13/2021	--	5,076	138408	X
8/13/2021	--	5,125	138473	X
8/14/2021	--	5,000	138419	X
8/14/2021	--	5,076	138418	X
8/14/2021	--	5,125	138422	X
8/14/2021	--	5,000	138423	X
8/15/2021	--	5,125	138421	X
8/15/2021	--	5,125	138410	X
8/15/2021	--	5,124	138420	X
8/15/2021	--	5,124	138409	X
8/16/2021	--	5,125	138435	X

Table 9
Summary of Liquids Removed by Covanta
(April 23, 2021 - January 31, 2022)

Colonial Pipeline Company
2020-L1-SR2448
Huntersville, North Carolina

8/16/2021	--	5,125	138437	X
8/16/2021	--	5,000	138440	X
8/16/2021	--	5,125	138436	X
8/16/2021	--	5,125	138438	X
8/16/2021	--	4,570	138439	X
8/17/2021	--	5,076	138444	X
8/17/2021	--	5,125	138548	X
8/17/2021	--	5,125	138446	X
8/17/2021	--	5,076	138445	X
8/18/2021	--	5,125	221090	X
8/18/2021	--	5,076	221085	X
8/18/2021	--	5,125	221087	X
8/18/2021	--	5,076	138424	X
8/19/2021	--	5,000	221388	X
8/19/2021	--	5,076	221092	X
8/19/2021	--	5,125	221094	X
8/19/2021	--	5,076	221093	X
8/19/2021	--	5,125	221386	X
8/20/2021	--	5,076	221392	X
8/20/2021	--	5,125	221394	X
8/20/2021	--	5,125	221395	X
8/20/2021	--	5,076	221492	X
8/20/2021	--	5,125	221493	X
8/21/2021	--	5,000	221521	X
8/21/2021	--	5,125	221519	X
8/21/2021	--	5,000	221522	X
8/21/2021	--	5,125	221523	X
8/22/2021	--	5,076	221527	X
8/22/2021	--	5,125	221531	X
8/22/2021	--	5,076	222244	X
8/22/2021	--	5,125	222245	X
8/23/2021	--	5,076	221863	X
8/23/2021	--	5,125	50221864	X
8/23/2021	--	5,125	56222025	X
8/23/2021	--	5,125	50222024	X
8/23/2021	--	5,076	221867	X
8/23/2021	--	5,125	50221866	X
8/24/2021	--	5,076	221895	X
8/24/2021	--	5,125	222414	X
8/24/2021	--	5,125	221899	X
8/24/2021	--	5,076	221896	X

Table 9
Summary of Liquids Removed by Covanta
(April 23, 2021 - January 31, 2022)

Colonial Pipeline Company
2020-L1-SR2448
Huntersville, North Carolina

8/24/2021	--	5,125	222412	X
8/24/2021	--	5,125	221898	X
8/25/2021	--	5,125	221904	X
8/25/2021	--	5,125	221902	X
8/25/2021	--	5,125	221903	X
8/25/2021	--	5,125	221900	X
8/27/2021	--	5,000	222194	X
8/27/2021	--	5,125	222193	X
8/27/2021	--	5,125	222191	X
8/27/2021	--	5,076	222188	X
8/28/2021	--	5,125	222198	X
8/28/2021	--	5,125	222200	X
8/28/2021	--	5,125	222204	X
8/28/2021	--	5,125	222199	X
8/28/2021	--	5,020	222912	X
8/29/2021	--	5,000	222211	X
8/29/2021	--	5,000	222214	X
8/29/2021	--	5,000	223793	X
8/29/2021	--	5,000	22239792	X
8/29/2021	--	5,000	222917	X
8/29/2021	--	5,125	223815	X
8/30/2021	--	5,125	224025	X
8/30/2021	--	5,125	224026	X
8/30/2021	--	5,076	224027	X
8/30/2021	--	5,125	222914	X
8/30/2021	--	5,125	222901	X
8/30/2021	--	5,076	223848	X
8/31/2021	--	5,076	223127	X
8/31/2021	--	5,125	223134	X
8/31/2021	--	5,076	223132	X
8/31/2021	--	5,125	223135	X
8/31/2021	--	5,000	224042	X
8/31/2021	--	5,000	223165	X
9/1/2021	34	5,125	140425	X
9/1/2021	60	5,125	140423	X
9/1/2021	18	5,076	140421	X
9/1/2021	--	5,125	140422	X
9/1/2021	18	5,076	140420	X
9/2/2021	34	5,125	140436	X
9/2/2021	--	5,012	140434	X
9/2/2021	18	5,076	140433	X

Table 9
Summary of Liquids Removed by Covanta
(April 23, 2021 - January 31, 2022)

Colonial Pipeline Company
2020-L1-SR2448
Huntersville, North Carolina

9/2/2021	34	5,125	140437	X
9/2/2021	--	5,125	140435	X
9/2/2021	18	5,076	140432	X
9/3/2021	34	5,125	140442	X
9/3/2021	--	5,125	140440	X
9/3/2021	18	5,076	140438	X
9/3/2021	18	5,125	140441	X
9/3/2021	--	5,125	140443	X
9/3/2021	34	5,125	140445	X
9/4/2021	18	5,125	140401	X
9/4/2021	--	5,120	140457	X
9/4/2021	18	5,125	140405	X
9/4/2021	--	5,125	140403	X
9/5/2021	60	5,125	140455	X
9/5/2021	60	5,125	140404	X
9/5/2021	33	5,124	140407	X
9/5/2021	33	5,124	140406	X
9/6/2021	34	5,125	140551	X
9/6/2021	18	5,125	140458	X
9/6/2021	60	5,125	140553	X
9/6/2021	34	5,125	140552	X
9/6/2021	18	5,125	140461	X
9/6/2021	60	5,125	140554	X
9/7/2021	18	5,076	140413	X
9/7/2021	60	5,125	140415	X
9/7/2021	34	5,125	140418	X
9/7/2021	18	5,076	140412	X
9/7/2021	60	5,125	140414	X
9/8/2021	18	4,800	140540	X
9/8/2021	60	5,125	140576	X
9/8/2021	18	5,125	140541	X
9/8/2021	34	5,125	140573	X
9/8/2021	60	5,125	140542	X
9/9/2021	--	5,125	140563	X
9/9/2021	18	5,125	140565	X
9/9/2021	34	5,125	140568	X
9/9/2021	60	5,125	140564	X
9/9/2021	18	5,125	140562	X
9/10/2021	18	5,076	140556	X
9/10/2021	--	4,910	140578	X
9/10/2021	34	5,125	140582	X

Table 9
Summary of Liquids Removed by Covanta
(April 23, 2021 - January 31, 2022)

Colonial Pipeline Company
2020-L1-SR2448
Huntersville, North Carolina

9/10/2021	18	5,076	140555	X
9/10/2021	60	5,125	140579	X
9/11/2021	34	5,125	140604	X
9/11/2021	60	5,125	140602	X
9/11/2021	34	5,125	140605	X
9/11/2021	60	5,000	140603	X
9/12/2021	18	5,076	140625	X
9/12/2021	--	5,000	140606	X
9/12/2021	18	5,076	140622	X
9/12/2021	--	5,125	140624	X
9/13/2021	--	5,125	140614	X
9/13/2021	34	5,125	140621	X
9/13/2021	60	5,125	140615	X
9/13/2021	18	5,076	140613	X
9/13/2021	18	5,076	140612	X
9/13/2021	34	5,125	140623	X
9/14/2021	--	5,125	140720	X
9/14/2021	18	5,076	140580	X
9/14/2021	18	5,076	140719	X
9/14/2021	34	5,125	140722	X
9/14/2021	--	5,125	140721	X
9/14/2021	34	4,200	140723	X
9/15/2021	18	5,076	140729	X
9/15/2021	--	5,125	140731	X
9/15/2021	34	5,125	140763	X
9/15/2021	--	5,125	140730	X
9/17/2021	34	5,125	140769	X
9/17/2021	34	5,125	140768	X
9/17/2021	--	4,850	140767	X
9/17/2021	--	5,125	140597	X
9/18/2021	34	5,125	140772	X
9/18/2021	--	5,125	140775	X
9/18/2021	34	5,125	140770	X
9/18/2021	--	5,125	140773	X
9/19/2021	34	5,124	140778	X
9/19/2021	60	5,125	140776	X
9/19/2021	60	5,125	140743	X
9/19/2021	34	5,124	140779	X
9/20/2021	34	5,125	140793	X
9/20/2021	--	5,125	140790	X
9/20/2021	18	5,076	140784	X

Table 9
Summary of Liquids Removed by Covanta
(April 23, 2021 - January 31, 2022)

Colonial Pipeline Company
2020-L1-SR2448
Huntersville, North Carolina

9/20/2021	34	5,125	140791	X
9/20/2021	--	5,125	140788	X
9/20/2021	18	5,076	140783	X
9/21/2021	34	5,125	140808	X
9/21/2021	--	5,125	140805	X
9/21/2021	18	5,076	140807	X
9/21/2021	18	5,076	140806	X
9/21/2021	--	5,125	140809	X
9/21/2021	34	5,125	140811	X
9/22/2021	60	5,125	140830	X
9/22/2021	18	5,076	140826	X
9/22/2021	34	5,125	140832	X
9/22/2021	18	5,076	140831	X
9/22/2021	60	5,125	140833	X
9/24/2021	--	5,125	140869	X
9/24/2021	18	5,076	140862	X
9/24/2021	18	5,076	140867	X
9/24/2021	--	5,125	140868	X
9/25/2021	60	5,125	140881	X
9/25/2021	33	5,000	140883	X
9/25/2021	60	5,125	140900	X
9/25/2021	33	5,000	140880	X
9/26/2021	60	5,125	140898	X
9/26/2021	18	5,076	140899	X
9/26/2021	60	5,125	140871	X
9/26/2021	18	5,076	140897	X
9/27/2021	18	5,076	140884	X
9/27/2021	60	5,125	140886	X
9/27/2021	--	5,000	140888	X
9/27/2021	--	5,125	140890	X
9/27/2021	18	5,076	140887	X
9/27/2021	60	5,125	140889	X
9/28/2021	34	5,125	139920	X
9/28/2021	18	5,076	139922	X
9/28/2021	60	5,125	140870	X
9/28/2021	60	5,125	139924	X
9/28/2021	34	5,125	139921	X
9/28/2021	18	5,125	139923	X
9/29/2021	18	5,076	139967	X
9/29/2021	60	5,125	139965	X
9/29/2021	34	5,125	139963	X

Table 9
Summary of Liquids Removed by Covanta
(April 23, 2021 - January 31, 2022)

Colonial Pipeline Company
2020-L1-SR2448
Huntersville, North Carolina

9/29/2021	34	5,125	139962	X
9/29/2021	18	4,700	139966	X
9/29/2021	60	5,125	139964	X
9/30/2021	34	5,125	139946	X
9/30/2021	60	5,125	139948	X
9/30/2021	18	5,076	139950	X
9/30/2021	34	5,125	139947	X
9/30/2021	60	5,125	139949	X
9/30/2021	18	5,076	139951	X
10/1/2021	60	5,125	139992	X
10/1/2021	18	5,076	139973	X
10/1/2021	34	5,125	139996	X
10/1/2021	60	5,125	139991	X
10/1/2021	18	5,076	139972	X
10/1/2021	34	5,125	139993	X
10/2/2021	34	5,125	140025	X
10/2/2021	--	5,125	140026	X
10/2/2021	--	5,125	140028	X
10/2/2021	34	5,125	140027	X
10/3/2021	34	5,125	140032	X
10/3/2021	60	5,125	140031	X
10/3/2021	34	5,125	140030	X
10/3/2021	60	5,125	140029	X
10/4/2021	60	5,125	139999	X
10/4/2021	34	5,125	140019	X
10/4/2021	60	5,125	140005	X
10/4/2021	18	5,125	139998	X
10/4/2021	18	5,125	140037	X
10/4/2021	34	5,125	140036	X
10/5/2021	18	5,125	140010	X
10/5/2021	60	5,125	140011	X
10/5/2021	34	5,125	140007	X
10/5/2021	18	5,125	140008	X
10/5/2021	60	5,125	140009	X
10/5/2021	34	5,125	140006	X
10/6/2021	34	5,125	140072	X
10/6/2021	60	5,125	140062	X
10/6/2021	18	5,125	140074	X
10/6/2021	34	5,125	140071	X
10/6/2021	17	5,125	140061	X
10/7/2021	18	5,076	140048	X

Table 9
Summary of Liquids Removed by Covanta
(April 23, 2021 - January 31, 2022)

Colonial Pipeline Company
2020-L1-SR2448
Huntersville, North Carolina

10/7/2021	34	5,125	140044	X
10/7/2021	18	5,125	140047	X
10/7/2021	60	5,125	140046	X
10/7/2021	60	5,125	140045	X
10/8/2021	18	5,135	140170	X
10/8/2021	34	5,125	140166	X
10/8/2021	60	5,125	140167	X
10/8/2021	33	5,135	140169	X
10/8/2021	60	5,125	140168	X
10/9/2021	33	5,000	140160	X
10/9/2021	34	5,125	140158	X
10/9/2021	33	5,000	140161	X
10/9/2021	34	5,125	140159	X
10/10/2021	60	5,124	140155	X
10/10/2021	60	5,124	140154	X
10/10/2021	18	5,125	140156	X
10/10/2021	18	4,700	140157	X
10/11/2021	34	5,125	140179	X
10/11/2021	60	5,125	140181	X
10/11/2021	18	5,125	140182	X
10/11/2021	34	5,125	140180	X
10/11/2021	60	5,125	140183	X
10/11/2021	18	5,125	140153	X
10/12/2021	18	4,800	140197	X
10/12/2021	34	5,125	140201	X
10/12/2021	60	5,125	140203	X
10/12/2021	18	5,125	140199	X
10/13/2021	60	5,125	140218	X
10/13/2021	18	5,125	140224	X
10/13/2021	34	5,125	140221	X
10/13/2021	60	5,125	140223	X
10/14/2021	34	5,125	140192	X
10/14/2021	60	5,125	140194	X
10/14/2021	34	5,125	140190	X
10/14/2021	60	5,125	140214	X
10/15/2021	34	5,125	140239	X
10/15/2021	60	5,125	140235	X
10/15/2021	34	5,125	140261	X
10/15/2021	60	5,125	140237	X
10/15/2021	60	5,125	140240	X
10/16/2021	60	5,000	140355	X

Table 9
Summary of Liquids Removed by Covanta
(April 23, 2021 - January 31, 2022)

Colonial Pipeline Company
2020-L1-SR2448
Huntersville, North Carolina

10/16/2021	33	4,800	140354	X
10/16/2021	60	5,000	140356	X
10/17/2021	60	5,125	140351	X
10/17/2021	34	5,125	140350	X
10/17/2021	60	5,125	140352	X
10/17/2021	34	5,125	140349	X
10/18/2021	34	5,125	140340	X
10/18/2021	60	5,125	140343	X
10/18/2021	34	5,125	140338	X
10/18/2021	60	5,125	140342	X
10/18/2021	34	5,125	140336	X
10/19/2021	60	5,125	140319	X
10/19/2021	34	5,125	140357	X
10/19/2021	60	5,015	140318	X
10/19/2021	34	5,125	140383	X
10/20/2021	60	5,125	140370	X
10/20/2021	18	5,125	140375	X
10/20/2021	18	5,125	140372	X
10/20/2021	60	5,125	140368	X
10/21/2021	18	5,125	140399	X
10/21/2021	18	4,500	141423	X
10/21/2021	60	5,125	141403	X
10/21/2021	18	5,076	141402	X
10/21/2021	60	5,125	140393	X
10/22/2021	60	5,125	141431	X
10/22/2021	18	5,076	141430	X
10/22/2021	60	5,125	141433	X
10/22/2021	18	5,076	141407	X
10/23/2021	33	4,700	141468	X
10/23/2021	34	5,125	141469	X
10/23/2021	33	5,000	141471	X
10/23/2021	34	5,125	141470	X
10/24/2021	34	5,124	141466	X
10/24/2021	18	5,125	141465	X
10/24/2021	34	5,124	141467	X
10/24/2021	18	5,125	141464	X
10/25/2021	18	4,500	141452	X
10/25/2021	60	5,125	141453	X
10/25/2021	60	5,125	140397	X
10/25/2021	18	5,125	140215	X
10/26/2021	60	5,125	141455	X

Table 9
Summary of Liquids Removed by Covanta
(April 23, 2021 - January 31, 2022)

Colonial Pipeline Company
2020-L1-SR2448
Huntersville, North Carolina

10/26/2021	60	5,125	141444	X
10/26/2021	18	4,500	141443	X
10/26/2021	18	5,076	141442	X
10/28/2021	18	5,125	140367	X
10/29/2021	60	5,125	140921	X
10/29/2021	18	5,125	140919	X
10/29/2021	18	5,125	140920	X
10/29/2021	18	5,125	141439	X
10/29/2021	60	5,125	140923	X
10/29/2021	60	5,125	140924	X
10/30/2021	34	5,125	140927	X
10/30/2021	33	5,125	140926	X
10/30/2021	34	5,125	140928	X
10/30/2021	33	5,000	140925	X
10/31/2021	33	5,125	141576	X
10/31/2021	60	5,125	141575	X
10/31/2021	33	5,125	141577	X
10/31/2021	60	5,125	140929	X
11/1/2021	18	5,125	141559	X
11/1/2021	60	5,125	141557	X
11/1/2021	18	5,125	141560	X
11/1/2021	33	5,125	141558	X
11/1/2021	18	5,076	141562	X
11/2/2021	60	5,125	141571	X
11/2/2021	18	5,125	141572	X
11/2/2021	18	4,900	140956	X
11/2/2021	60	5,125	140955	X
11/3/2021	18	5,125	140951	X
11/4/2021	18	5,179	141570	X
11/4/2021	60	5,125	140935	X
11/4/2021	18	5,125	140957	X
11/4/2021	60	5,125	141561	X
11/4/2021	18	5,179	141421	X
11/5/2021	34	5,125	140983	X
11/5/2021	60	5,125	140981	X
11/5/2021	60	5,125	140980	X
11/5/2021	34	5,125	140982	X
11/5/2021	60	5,125	140978	X
11/5/2021	34	5,125	140979	X
11/6/2021	18	5,076	140353	X
11/6/2021	34	5,125	140970	X

Table 9
Summary of Liquids Removed by Covanta
(April 23, 2021 - January 31, 2022)

Colonial Pipeline Company
2020-L1-SR2448
Huntersville, North Carolina

11/6/2021	60	5,125	140968	X
11/6/2021	18	5,125	140971	X
11/6/2021	34	5,125	140969	X
11/6/2021	60	5,125	140967	X
11/7/2021	18	5,076	140966	X
11/7/2021	60	5,125	141044	X
11/7/2021	34	5,124	140964	X
11/7/2021	18	5,076	140965	X
11/7/2021	60	5,125	141045	X
11/7/2021	34	5,125	140963	X
11/8/2021	60	5,125	140953	X
11/8/2021	18	5,125	140962	X
11/8/2021	60	5,125	140950	X
11/8/2021	18	5,125	140961	X
11/8/2021	60	5,125	140946	X
11/8/2021	18	4,800	140960	X
11/9/2021	18	5,179	141035	X
11/9/2021	60	5,125	141033	X
11/9/2021	18	5,125	141034	X
11/9/2021	60	5,125	141032	X
11/9/2021	18	5,076	141030	X
11/11/2021	60	5,125	141002	X
11/11/2021	18	5,125	141003	X
11/11/2021	60	5,125	141007	X
11/11/2021	18	5,125	141006	X
11/12/2021	18	5,125	141076	X
11/12/2021	60	5,125	141077	X
11/12/2021	18	5,125	141086	X
11/12/2021	60	5,125	141087	X
11/12/2021	18	5,125	141085	X
11/12/2021	60	5,125	141084	X
11/13/2021	60	5,135	141064	X
11/13/2021	34	5,125	141066	X
11/13/2021	60	5,135	141063	X
11/13/2021	34	5,125	141065	X
11/14/2021	60	5,125	141062	X
11/14/2021	34	5,124	141059	X
11/14/2021	60	5,125	141061	X
11/14/2021	18	5,125	141024	X
11/14/2021	34	5,124	141060	X
11/15/2021	60	5,125	141019	X

Table 9
Summary of Liquids Removed by Covanta
(April 23, 2021 - January 31, 2022)

Colonial Pipeline Company
2020-L1-SR2448
Huntersville, North Carolina

11/15/2021	18	5,125	141020	X
11/15/2021	60	5,125	141022	X
11/15/2021	18	5,125	141021	X
11/15/2021	60	5,125	141023	X
11/15/2021	18	5,125	140949	X
11/16/2021	18	5,125	141175	X
11/16/2021	60	5,125	141177	X
11/16/2021	18	5,125	141004	X
11/16/2021	60	5,125	141176	X
11/16/2021	18	5,076	141005	X
11/16/2021	60	5,125	141174	X
11/17/2021	18	5,125	141192	X
11/17/2021	60	5,125	141196	X
11/17/2021	18	5,179	141194	X
11/17/2021	60	5,125	141195	X
11/17/2021	18	5,179	141191	X
11/17/2021	60	5,125	141193	X
11/18/2021	18	5,125	141256	X
11/18/2021	60	5,125	141258	X
11/18/2021	18	5,125	141257	X
11/18/2021	60	5,125	141259	X
11/18/2021	18	5,125	141260	X
11/18/2021	60	5,125	141261	X
11/19/2021	18	5,125	141228	X
11/19/2021	60	5,135	141050	X
11/19/2021	60	5,135	141053	X
11/19/2021	18	5,125	141212	X
11/19/2021	60	5,135	141051	X
11/19/2021	18	5,125	141052	X
11/20/2021	34	5,125	141237	X
11/20/2021	60	5,125	141230	X
11/20/2021	1004	5,180	141231	X
11/20/2021	34	5,125	141238	X
11/20/2021	43	5,125	141229	X
11/21/2021	18	5,125	141234	X
11/21/2021	1004	5,200	141239	X
11/21/2021	34	5,124	141236	X
11/21/2021	18	5,179	141233	X
11/21/2021	34	5,124	141235	X
11/22/2021	18	5,179	141253	X
11/22/2021	60	5,135	141223	X

Table 9
Summary of Liquids Removed by Covanta
(April 23, 2021 - January 31, 2022)

Colonial Pipeline Company
2020-L1-SR2448
Huntersville, North Carolina

11/22/2021	18	5,179	141224	X
11/22/2021	60	5,135	141222	X
11/22/2021	60	2,500	141252	X
11/22/2021	18	5,179	141251	X
11/22/2021	60	5,019	245322	X
11/23/2021	18	5,179	141325	X
11/23/2021	18	5,179	141324	X
11/23/2021	60	5,125	141327	X
11/23/2021	60	5,150	141326	X
11/23/2021	18	5,179	141242	X
11/23/2021	60	5,125	141232	X
11/24/2021	18	5,179	141341	X
11/24/2021	60	5,125	141346	X
11/24/2021	18	5,179	141344	X
11/24/2021	60	5,125	141343	X
11/24/2021	18	5,179	141342	X
11/24/2021	60	5,125	141345	X
11/25/2021	18	5,179	141337	X
11/25/2021	60	5,125	141334	X
11/25/2021	60	5,000	141335	X
11/25/2021	60	5,125	141354	X
11/25/2021	18	5,179	141336	X
11/25/2021	34	5,125	141290	X
11/26/2021	33	5,125	141287	X
11/26/2021	18	4,800	141286	X
11/26/2021	34	5,125	141289	X
11/26/2021	33	5,125	141284	X
11/26/2021	34	3,300	141288	X
11/26/2021	18	5,200	141285	X
11/27/2021	33	5,019	141283	X
11/27/2021	34	5,125	141281	X
11/27/2021	34	5,125	141300	X
11/27/2021	33	5,019	141282	X
11/28/2021	18	5,076	141389	X
11/28/2021	33	5,000	141295	X
11/28/2021	60	5,125	141299	X
11/28/2021	18	5,076	141390	X
11/28/2021	33	5,000	141297	X
11/28/2021	60	5,125	141298	X
11/29/2021	18	5,076	141220	X
11/29/2021	18	5,076	141219	X

Table 9
Summary of Liquids Removed by Covanta
(April 23, 2021 - January 31, 2022)

Colonial Pipeline Company
2020-L1-SR2448
Huntersville, North Carolina

11/29/2021	60	5,125	141218	X
11/29/2021	60	5,125	141217	X
11/29/2021	18	5,125	141293	X
11/29/2021	60	5,125	141292	X
12/1/2021	18	5,125	141394	X
12/1/2021	60	5,125	141357	X
12/1/2021	60	5,125	141361	X
12/1/2021	18	5,179	141362	X
12/2/2021	34	5,125	141360	X
12/2/2021	60	5,125	141381	X
12/2/2021	34	5,125	141379	
12/2/2021	34	5,125	141380	X
12/3/2021	60	5,125	141359	
12/3/2021	18	5,076	141301	X
12/3/2021	18	5,076	141378	X
12/3/2021	60	5,125	141302	X
12/3/2021	18	5,179	141304	X
12/3/2021	60	5,125	141303	X
12/4/2021	34	5,125	141276	X
12/4/2021	60	5,125	141278	X
12/4/2021	34	5,125	141275	X
12/4/2021	60	5,125	141277	X
12/5/2021	60	5,124	141274	X
12/5/2021	18	5,076	141272	X
12/5/2021	60	5,124	141273	X
12/5/2021	18	5,076	141271	X
12/6/2021	60	5,125	141667	X
12/6/2021	18	5,076	141374	X
12/6/2021	60	5,125	141669	X
12/6/2021	18	4,900	141668	X
12/6/2021	18	5,076	141670	X
12/6/2021	60	5,125	141671	X
12/7/2021	18	4,700	141679	X
12/7/2021	60	5,125	141680	X
12/7/2021	60	5,125	141681	X
12/7/2021	18	4,800	141682	X
12/7/2021	60	5,125	141683	X
12/7/2021	18	5,076	141684	X
12/8/2021	18	5,125	141710	X
12/8/2021	18	5,125	141712	X
12/8/2021	60	5,125	141709	X

Table 9
Summary of Liquids Removed by Covanta
(April 23, 2021 - January 31, 2022)

Colonial Pipeline Company
2020-L1-SR2448
Huntersville, North Carolina

12/8/2021	60	5,125	141711	X
12/8/2021	18	5,125	141708	X
12/8/2021	60	5,125	141707	X
12/9/2021	18	5,125	141715	X
12/9/2021	18	5,125	141718	X
12/9/2021	60	5,125	141716	X
12/9/2021	18	4,800	141713	X
12/9/2021	60	5,125	141717	X
12/9/2021	60	4,850	141714	X
12/10/2021	18	5,076	141739	X
12/10/2021	60	5,125	141737	X
12/10/2021	18	5,125	141740	X
12/10/2021	60	5,125	141738	X
12/11/2021	33	5,125	141743	X
12/11/2021	60	5,000	141741	X
12/11/2021	60	5,000	141742	X
12/11/2021	33	5,125	141744	X
12/12/2021	34	5,124	141757	X
12/12/2021	60	5,125	141745	X
12/12/2021	34	5,124	141758	X
12/12/2021	60	5,125	141746	X
12/13/2021	18	5,125	141765	X
12/13/2021	60	5,125	141771	X
12/13/2021	33	5,125	141769	X
12/13/2021	18	5,125	141766	X
12/13/2021	60	5,125	141770	X
12/13/2021	33	5,125	141772	X
12/14/2021	60	5,125	141747	X
12/14/2021	33	5,125	141782	X
12/14/2021	60	5,125	141781	X
12/14/2021	33	5,125	141780	X
12/14/2021	60	5,125	141779	X
12/15/2021	18	5,076	141866	X
12/15/2021	60	5,125	141867	X
12/15/2021	18	5,076	141748	X
12/15/2021	18	5,076	141865	X
12/15/2021	60	5,125	141868	X
12/15/2021	60	3,973	141864	X
12/16/2021	18	5,076	141841	X
12/16/2021	60	5,125	141880	X
12/16/2021	60	4,700	141878	X

Table 9
Summary of Liquids Removed by Covanta
(April 23, 2021 - January 31, 2022)

Colonial Pipeline Company
2020-L1-SR2448
Huntersville, North Carolina

12/16/2021	18	5,076	141879	X
12/17/2021	33	5,125	141845	X
12/17/2021	60	5,125	141847	X
12/17/2021	33	5,125	141846	X
12/17/2021	60	5,125	141844	X
12/17/2021	60	5,125	141843	X
12/18/2021	33	5,000	141830	X
12/18/2021	33	4,800	141831	X
12/18/2021	18	5,000	141833	X
12/18/2021	18	4,800	141832	X
12/19/2021	60	4,910	141834	X
12/19/2021	34	5,124	141836	X
12/19/2021	34	5,124	141837	X
12/19/2021	60	5,000	141835	X
12/20/2021	18	5,179	141839	X
12/20/2021	33	5,125	141824	X
12/20/2021	33	5,125	141806	X
12/20/2021	18	5,125	141827	X
12/20/2021	18	5,179	141842	X
12/20/2021	33	5,125	141825	X
12/21/2021	18	5,125	141887	X
12/21/2021	33	5,125	141886	X
12/21/2021	18	5,125	141885	X
12/21/2021	33	5,125	141888	X
12/21/2021	18	5,125	141883	X
12/21/2021	33	5,125	141884	X
12/22/2021	33	5,125	141810	X
12/22/2021	18	5,125	141815	X
12/22/2021	33	5,125	141814	X
12/22/2021	18	5,179	141816	X
12/22/2021	18	5,179	141897	X
12/23/2021	18	5,125	141813	X
12/23/2021	60	5,125	152302	X
12/23/2021	60	5,125	152301	X
12/23/2021	18	5,076	152308	X
12/24/2021	60	5,125	S0251989	X
12/24/2021	18	5,076	S0251990	X
12/24/2021	60	5,125	S0251993	X
12/24/2021	18	5,076	S0251974	X
12/26/2021	33	5,000	S0251997	X
12/26/2021	--	5,125	S0251998	X

Table 9
Summary of Liquids Removed by Covanta
(April 23, 2021 - January 31, 2022)

Colonial Pipeline Company
2020-L1-SR2448
Huntersville, North Carolina

12/26/2021	33	5,000	S0251995	X
12/26/2021	--	5,125	S0251996	X
12/27/2021	18	5,076	S0252307	X
12/27/2021	60	5,125	S0252304	X
12/27/2021	18	5,200	S0252301	X
12/27/2021	60	5,125	S0252305	X
12/29/2021	18	5,200	50252314	X
12/29/2021	18	5,100	143913	X
12/29/2021	60	5,125	152300	X
12/29/2021	18	5,200	143914	X
12/29/2021	60	5,125	143912	X
12/30/2021	18	5,125	143929	X
12/30/2021	60	5,125	143930	X
12/30/2021	18	5,200	143932	X
12/30/2021	18	5,200	143933	X
12/30/2021	60	5,125	143931	X
12/31/2021	18	5,125	143936	X
12/31/2021	60	5,125	143938	X
12/31/2021	33	5,125	143940	X
12/31/2021	18	5,076	143937	X
12/31/2021	60	5,125	143939	X
1/1/2022	34	5,125	143944	
1/1/2022	60	5,125	143942	
1/1/2022	34	5,125	143945	
1/1/2022	60	5,125	143943	
1/2/2022	60	5,125	143948	
1/2/2022	33	5,000	143946	
1/2/2022	33	5,000	143947	
1/2/2022	60	5,125	143949	
1/3/2022	34	5,125	143960	
1/3/2022	60	5,125	143963	
1/3/2022	18	5,125	143964	
1/3/2022	34	5,125	143959	
1/3/2022	18	5,125	143961	
1/3/2022	60	5,125	143962	
1/4/2022	60	5,125	143976	
1/4/2022	34	5,125	143974	
1/4/2022	60	5,125	143977	
1/4/2022	34	5,125	143978	
1/4/2022	60	5,125	143975	
1/4/2022	34	5,125	143973	

Table 9
Summary of Liquids Removed by Covanta
(April 23, 2021 - January 31, 2022)

Colonial Pipeline Company
2020-L1-SR2448
Huntersville, North Carolina

1/5/2022	60	5,125	142784	
1/5/2022	34	5,125	142781	
1/5/2022	60	5,125	142783	
1/5/2022	34	5,125	142782	
1/5/2022	60	5,125	142780	
1/5/2022	34	5,125	142779	
1/6/2022	60	5,125	142794	
1/6/2022	34	5,125	142793	
1/6/2022	60	5,125	142792	
1/6/2022	34	5,125	142795	
1/6/2022	60	5,125	142791	
1/6/2022	34	5,125	142790	
1/7/2022	18	5,125	142806	
1/7/2022	60	5,125	142809	
1/7/2022	33	5,124	142805	
1/7/2022	60	5,125	143941	
1/7/2022	18	5,076	142808	
1/8/2022	33	5,000	142766	
1/8/2022	34	5,125	142767	
1/8/2022	33	5,000	142764	
1/8/2022	34	5,125	142765	
1/9/2022	18	5,076	142763	
1/9/2022	33	5,124	142761	
1/9/2022	18	5,125	142760	
1/9/2022	33	5,124	142762	
1/10/2022	60	5,125	142776	
1/10/2022	34	5,125	142843	
1/10/2022	60	5,125	142844	
1/10/2022	34	5,125	142845	
1/10/2022	34	5,125	142754	
1/10/2022	60	5,125	142753	
1/11/2022	60	5,125	142820	
1/11/2022	34	5,125	142817	
1/11/2022	60	5,125	142819	
1/11/2022	34	5,125	142818	
1/11/2022	60	5,125	142816	
1/11/2022	34	5,125	142815	
1/12/2022	60	5,125	142829	
1/12/2022	33	5,125	142828	
1/12/2022	60	5,125	142825	
1/12/2022	33	5,125	142826	

Table 9
Summary of Liquids Removed by Covanta
(April 23, 2021 - January 31, 2022)

Colonial Pipeline Company
2020-L1-SR2448
Huntersville, North Carolina

1/12/2022	60	5,125	142827	
1/12/2022	33	5,125	142830	
1/13/2022	60	5,125	142855	
1/13/2022	36	5,125	142853	
1/13/2022	60	5,125	142854	
1/13/2022	34	5,125	142856	
1/13/2022	60	5,125	142852	
1/14/2022	60	5,125	142129	
1/14/2022	34	5,125	142131	
1/14/2022	60	5,215	142130	
1/14/2022	34	5,125	142126	
1/14/2022	60	5,125	142127	
1/15/2022	33	5,125	142116	
1/15/2022	60	3,500	142119	
1/19/2022	18	5,000	142097	
1/19/2022	18	5,076	142095	
1/19/2022	18	5,000	142096	
1/19/2022	18	5,000	142376	
1/20/2022	34	5,125	142041	
1/20/2022	34	3,603	142384	
1/20/2022	33	5,125	142068	
1/23/2022	33	5,125	142065	
1/23/2022	34	5,000	142149	
1/23/2022	18	4,800	142399	
1/24/2022	33	5,125	142076	
1/24/2022	34	5,125	142075	
1/24/2022	34	5,125	142077	
1/24/2022	34	5,125	142072	
1/24/2022	33	5,125	142069	
1/25/2022	33	5,125	142088	
1/25/2022	34	5,125	142087	
1/25/2022	33	5,125	142089	
1/25/2022	34	5,125	142090	
1/25/2022	33	5,125	142085	
1/25/2022	34	5,125	142086	
1/26/2022	34	5,125	142035	
1/26/2022	60	5,125	142034	
1/26/2022	60	5,125	142036	
1/26/2022	34	5,125	142033	
1/26/2022	60	5,125	142026	
1/26/2022	34	5,125	142027	

Table 9
Summary of Liquids Removed by Covanta
(April 23, 2021 - January 31, 2022)

Colonial Pipeline Company
2020-L1-SR2448
Huntersville, North Carolina

1/30/2022	34	5,124	142367	
1/30/2022	60	4,650	142369	
1/30/2022	34	5,124	142366	
1/30/2022	60	5,125	142368	
1/31/2022	60	5,125	142372	
1/31/2022	60	5,125	141901	
1/31/2022	34	5,125	142371	
1/31/2022	34	5,125	142370	
1/31/2022	34	5,125	142373	
Total		**5,857,994**		

COVANTA
Environmental Solutions

Corporate Office
5300 N 33rd St. - Milwaukee, WI 53209
Phone: 800-842-9792 Fax: 414-461-3812

SO245972

BILL OF LADING	1. Shipper ID Number	2. Page 1 of	3. Emergency Response Phone	4. Tracking Number
	NCVSQG		(800) 814-1204	CES 141379

SHIPPER

5. Shipper's Name and Mailing Address
Colonial Pipeline Company
14108 Huntersville-Concord Road
Huntersville North Carolina 28078
Shipper's Phone:

Shipper's Site Address (if different than mailing address)
Colonial Pipeline Company
14108 Huntersville-Concord Road
Huntersville North Carolina 28078

6. Transporter 1 Company Name: Covanta Environmental Solutions
U.S. EPA ID Number: PAR000043026

7. Transporter 2 Company Name:
U.S. EPA ID Number:

8. Consignee Name and Site Address
Covanta Environmental Solutions LLC
2503 Fayetteville Street
Asheboro NC 27203 (336) 683-0911
Facility's Phone:
U.S. EPA ID Number: NCR000135384

HM	9. Shipping Name and Description	10. Containers No.	10. Containers Type	11. Total Quantity	12. Unit Wt./Vol.	
	1. X NA1993, Combustible liquid, n.o.s., (Contains <10% Gasoline), Comb liq, III, ERG# 128	01	TT	5725	G	PLACARD? YES ☐ None ☐
	2.					PLACARD? YES ☐ NO ☐
	3.					PLACARD? YES ☐ NO ☐
	4.					PLACARD? YES ☐ NO ☐

13. Special Handling Instructions and Additional Information
1 5005955 Petroleum Contact Water CWT: N/A PO#:

M28
Trailer # 34
Emergency Response Guide On-boar
Site arrival time 1030
Site departure time 1100
www.covanta.com

14. SHIPPER'S CERTIFICATION: I certify the materials are accurately described.

Shipper's/Offeror's Printed/Typed Name	Signature	Month	Day	Year
Tim Moyer for Adam Harris CPL	T. Le Moyer	12	02	21

INT'L

15. International Shipments ☐ Import to U.S. ☐ Export from U.S. Port of entry/exit:
Transporter Signature (for exports only): Date leaving U.S.:

TRANSPORTER

16. Transporter Acknowledgment of Receipt of Materials

Transporter 1 Printed/Typed Name	Signature	Month	Day	Year
Jamie McNeill	Jamie McNeill	12	02	21
Transporter 2 Printed/Typed Name	Signature	Month	Day	Year

DESIGNATED CONSIGNEE

17. Discrepancy

17a. Discrepancy Indication Space ☐ Quantity ☐ Type ☐ Residue ☐ Partial Rejection ☐ Full Rejection

Bill of Lading Reference Number:

17b. Alternate Consignee (or Shipper)
U.S. EPA ID Number:
Facility's Phone:

17c. Signature of Alternate Consignee (or Shipper) Month Day Year

18. Designated Receiving Facility Owner or Operator: Certification of receipt of materials covered by the bill of lading except as noted in Item 17a

Printed/Typed Name	Signature	Month	Day	Year
Sherry Forrest	Sherry Forrest	12	2	21

COVANTA
Environmental Solutions

T/C # 38 / TRL # 60 SO245962

Corporate Office
5300 N 33rd St. - Milwaukee, WI 53209
Phone: 800-842-9792 Fax: 414-461-3812

BILL OF LADING

1. Shipper ID Number	2. Page 1 of	3. Emergency Response Phone	4. Tracking Number
NCVSQG		(800) 814-1204	CES 141359

SHIPPER

5. Shipper's Name and Mailing Address
Colonial Pipeline Company
14108 Huntersville-Concord Road
Huntersvile North Carolina 28078
Shipper's Phone:

Shipper's Site Address (if different than mailing address)
Colonial Pipeline Company
14108 Huntersville-Concord Road
Huntersvile North Carolina 28078

6. Transporter 1 Company Name: Covanta Environmental Solutions
U.S. EPA ID Number: PAR000043026

7. Transporter 2 Company Name:
U.S. EPA ID Number:

8. Consignee Name and Site Address
Covanta Environmental Solutions LLC
2503 Fayetteville Street
Asheboro NC 27203 (336) 683-0911
Facility's Phone:
U.S. EPA ID Number: NCR000135384

HM	9. Shipping Name and Description	10. Containers No.	10. Containers Type	11. Total Quantity	12. Unit Wt./Vol.	
	1. X NA1993, Combustible liquid, n.o.s., (Contains <10% Gasoline), Comb liq, III, ERG# 128	1	TT	5125 G		PLACARD? YES ☐ NO ☐ None
	2.					PLACARD? YES ☐ NO ☐
	3.					PLACARD? YES ☐ NO ☐
	4.					PLACARD? YES ☐ NO ☐

13. Special Handling Instructions and Additional Information
1 5005955 Petroleum Contact Water CWT: N/A PO#:

Trailer #____
Emergency Response Guide On-box
Site arrival time 7:00
Site departure time 8:35
www.covanta.com

14. SHIPPER'S CERTIFICATION: I certify the materials are accurately described.

Shipper's/Offeror's Printed/Typed Name	Signature	Month	Day	Year
Tim Moyer for Adam Harris CPL	T. L Moyer	12	3	21

INT'L

15. International Shipments ☐ Import to U.S. ☐ Export from U.S. Port of entry/exit:
Transporter Signature (for exports only): Date leaving U.S.:

TRANSPORTER

16. Transporter Acknowledgment of Receipt of Materials

Transporter 1 Printed/Typed Name	Signature	Month	Day	Year
Bobby Jarrett	Bobby Jarrett	12	3	21
Transporter 2 Printed/Typed Name	Signature	Month	Day	Year

DESIGNATED CONSIGNEE

17. Discrepancy
17a. Discrepancy Indication Space ☐ Quantity ☐ Type ☐ Residue ☐ Partial Rejection ☐ Full Rejection
Bill of Lading Reference Number:

17b. Alternate Consignee (or Shipper)
U.S. EPA ID Number:
Facility's Phone:

17c. Signature of Alternate Consignee (or Shipper) — Month / Day / Year

18. Designated Receiving Facility Owner or Operator: Certification of receipt of materials covered by the bill of lading except as noted in Item 17a

Printed/Typed Name	Signature	Month	Day	Year
Sherry Farrell	Sherry Farrell	12	3	21

COVANTA
Environmental Solutions

Corporate Office
5300 N 33rd St. - Milwaukee, WI 53209
Phone: 800-842-9792 Fax: 414-461-3812

SO253281

BILL OF LADING

1. Shipper ID Number	2. Page 1 of	3. Emergency Response Phone	4. Tracking Number
NCVSQG		(800) 814-1204	CES 143944

SHIPPER

5. Shipper's Name and Mailing Address
Colonial Pipeline Company
14108 Huntersville-Concord Road
Huntersvile North Carolina 28078
Shipper's Phone:

Shipper's Site Address (if different than mailing address)
Colonial Pipeline Company
14108 Huntersville-Concord Road
Huntersvile North Carolina 28078

6. Transporter 1 Company Name: Covanta Environmental Solutions — U.S. EPA ID Number: PAR000043026

7. Transporter 2 Company Name — U.S. EPA ID Number

8. Consignee Name and Site Address
Covanta Environmental Solutions LLC
2503 Fayetteville Street
Asheboro NC 27203 (336) 683-0911
Facility's Phone:

U.S. EPA ID Number: NCR000135384

HM	9. Shipping Name and Description	10. Containers No.	10. Containers Type	11. Total Quantity	12. Unit Wt./Vol.	
	1. X NA1993, Combustible liquid, n.o.s., (Contains <10% Gasoline), Comb liq, III, ERG# 128	01	TT	5725	G	PLACARD? YES ☐ NO ☐ None
	2.					PLACARD? YES ☐ NO ☐
	3.					PLACARD? YES ☐ NO ☐
	4.					PLACARD? YES ☐ NO ☐

13. Special Handling Instructions and Additional Information
1 5005955 Petroleum Contact Water CWT: N/A PO#:

RA 38
Trailer # 34
Emergency Response Guide On-boa
Site arrival time 0655
Site departure time 0815
www.covanta.com

14. SHIPPER'S CERTIFICATION: I certify the materials are accurately described.

Shipper's/Offeror's Printed/Typed Name: Tim Moyer For Adam Harris @ CPL — Signature: T. L Moyer — Month 01 Day 01 Year 22

INT'L

15. International Shipments ☐ Import to U.S. ☐ Export from U.S. Port of entry/exit:
Transporter Signature (for exports only): Date leaving U.S.:

TRANSPORTER

16. Transporter Acknowledgment of Receipt of Materials

Transporter 1 Printed/Typed Name: Jane McNeese — Signature: Jane McNeese — Month 01 Day 01 Year 22

Transporter 2 Printed/Typed Name — Signature — Month Day Year

DESIGNATED CONSIGNEE

17. Discrepancy

17a. Discrepancy Indication Space ☐ Quantity ☐ Type ☐ Residue ☐ Partial Rejection ☐ Full Rejection

Bill of Lading Reference Number:

17b. Alternate Consignee (or Shipper) — U.S. EPA ID Number

Facility's Phone:

17c. Signature of Alternate Consignee (or Shipper) — Month Day Year

18. Designated Receiving Facility Owner or Operator: Certification of receipt of materials covered by the bill of lading except as noted in Item 17a

Printed/Typed Name: KalineDavis — Signature: Kaline Davis — Month 1 Day 1 Year 22

COVANTA
Environmental Solutions

Corporate Office
5300 N 33rd St. - Milwaukee, WI 53209
Phone: 800-842-9792 Fax: 414-461-3812

SO253277

BILL OF LADING

1. Shipper ID Number	2. Page 1 of	3. Emergency Response Phone	4. Tracking Number
NCVSQG	1	(800) 814-1204	CES 143942

SHIPPER

5. Shipper's Name and Mailing Address
Colonial Pipeline Company
14108 Huntersville-Concord Road
Huntersvile North Carolina 28078
Shipper's Phone:

Shipper's Site Address (if different than mailing address)
Colonial Pipeline Company
14108 Huntersville-Concord Road
Huntersvile North Carolina 28078

6. Transporter 1 Company Name
Covanta Environmental Solutions
U.S. EPA ID Number
PAR000043026

7. Transporter 2 Company Name
U.S. EPA ID Number

8. Consignee Name and Site Address
Covanta Environmental Solutions LLC
2503 Fayetteville Street
Asheboro NC 27203 (336) 683-0911
Facility's Phone:
U.S. EPA ID Number
NCR000135384

HM	9. Shipping Name and Description	10. Containers No.	10. Containers Type	11. Total Quantity	12. Unit Wt./Vol.	
	1. X NA1993, Combustible liquid, n.o.s., (Contains <10% Gasoline), Comb liq, III, ERG# 128	1	TT	5125 G		PLACARD? YES ☐ NO ☐
	2.					PLACARD? YES ☐ NO ☐
	3.					PLACARD? YES ☐ NO ☐
	4.					PLACARD? YES ☐ NO ☐

13. Special Handling Instructions and Additional Information
1 5005955 Petroleum Contact Water CWT: N/A PO#:

RD 38
Trailer # TR60
Emergency Response Guide On-board
Site arrival time 700
Site departure time 925
www.covanta.com

14. SHIPPER'S CERTIFICATION: I certify the materials are accurately described.

Shipper's/Offeror's Printed/Typed Name: Tim Moyer for Adam Harris@ CPL
Signature: T. L. Moy
Month 1 Day 1 Year 22

INT'L

15. International Shipments ☐ Import to U.S. ☐ Export from U.S. Port of entry/exit:
Transporter Signature (for exports only): Date leaving U.S.:

TRANSPORTER

16. Transporter Acknowledgment of Receipt of Materials

Transporter 1 Printed/Typed Name: CORBY TUCKER
Signature:
Month 1 Day 1 Year 22

Transporter 2 Printed/Typed Name:
Signature:
Month Day Year

DESIGNATED CONSIGNEE

17. Discrepancy

17a. Discrepancy Indication Space ☐ Quantity ☐ Type ☐ Residue ☐ Partial Rejection ☐ Full Rejection

Bill of Lading Reference Number:

17b. Alternate Consignee (or Shipper)
U.S. EPA ID Number
Facility's Phone:

17c. Signature of Alternate Consignee (or Shipper)
Month Day Year

18. Designated Receiving Facility Owner or Operator: Certification of receipt of materials covered by the bill of lading except as noted in Item 17a

Printed/Typed Name: KalineDavis
Signature:
Month 1 Day 1 Year 22

COVANTA
Environmental Solutions

Corporate Office
5300 N 33rd St. - Milwaukee, WI 53209
Phone: 800-842-9792 Fax: 414-461-3812

SO25328B

BILL OF LADING

1. Shipper ID Number	2. Page 1 of	3. Emergency Response Phone	4. Tracking Number
NCVSQG		(800) 814-1204	CES 143945

SHIPPER

5. Shipper's Name and Mailing Address
Colonial Pipeline Company
14108 Huntersville-Concord Road
Huntersvile North Carolina 28078
Shipper's Phone:

Shipper's Site Address (if different than mailing address)
Colonial Pipeline Company
14108 Huntersville-Concord Road
Huntersvile North Carolina 28078

6. Transporter 1 Company Name: Covanta Environmental Solutions
U.S. EPA ID Number: PAR000043026

7. Transporter 2 Company Name:
U.S. EPA ID Number:

8. Consignee Name and Site Address
Covanta Environmental Solutions LLC
2503 Fayetteville Street
Asheboro NC 27203 (336) 683-0911
Facility's Phone:
U.S. EPA ID Number: NCR000135384

HM	9. Shipping Name and Description	10. Containers No.	10. Containers Type	11. Total Quantity	12. Unit Wt./Vol.	
	1. X NA1993, Combustible liquid, n.o.s., (Contains <10% Gasoline), Comb liq, III, ERG# 128	01	TT	5725	G	PLACARD? YES ☐ NO ☐ None
	2.					PLACARD? YES ☐ NO ☐
	3.					PLACARD? YES ☐ NO ☐
	4.					PLACARD? YES ☐ NO ☐

13. Special Handling Instructions and Additional Information
1 5005955 Petroleum Contact Water CWT: N/A PO#:

MD39
Trailer # 34
Emergency Response Guide On-boa
Site arrival time 1215
Site departure time 1245
www.covanta.com

14. SHIPPER'S CERTIFICATION: I certify the materials are accurately described.

Shipper's/Offeror's Printed/Typed Name: Tim Moyer for Adam Harris @ CPL
Signature: T. L. Moyer
Month: 01 Day: 01 Year: 22

INT'L

15. International Shipments ☐ Import to U.S. ☐ Export from U.S. Port of entry/exit:
Transporter Signature (for exports only): Date leaving U.S.:

TRANSPORTER

16. Transporter Acknowledgment of Receipt of Materials

Transporter 1 Printed/Typed Name: Jamie Maxwell
Signature: Jamie Maxwell
Month: 01 Day: 01 Year: 22

Transporter 2 Printed/Typed Name:
Signature:
Month: Day: Year:

DESIGNATED CONSIGNEE

17. Discrepancy

17a. Discrepancy Indication Space ☐ Quantity ☐ Type ☐ Residue ☐ Partial Rejection ☐ Full Rejection

Bill of Lading Reference Number:

17b. Alternate Consignee (or Shipper)
U.S. EPA ID Number:
Facility's Phone:

17c. Signature of Alternate Consignee (or Shipper)
Month: Day: Year:

18. Designated Receiving Facility Owner or Operator: Certification of receipt of materials covered by the bill of lading except as noted in Item 17a

Printed/Typed Name: Kaline Davis
Signature:
Month: 1 Day: 1 Year: 22

COVANTA
Environmental Solutions

SO253280

Corporate Office
5300 N 33rd St. - Milwaukee, WI 53209
Phone: 800-842-9792 Fax: 414-461-3812

BILL OF LADING

1. Shipper ID Number	2. Page 1 of	3. Emergency Response Phone	4. Tracking Number
NCVSQG	1	(800) 814-1204	CES 143943

SHIPPER

5. Shipper's Name and Mailing Address
Colonial Pipeline Company
14108 Huntersville-Concord Road
Huntersvile North Carolina 28078
Shipper's Phone:

Shipper's Site Address (if different than mailing address)
Colonial Pipeline Company
14108 Huntersville-Concord Road
Huntersvile North Carolina 28078

6. Transporter 1 Company Name
Covanta Environmental Solutions
U.S. EPA ID Number: PAR000043026

7. Transporter 2 Company Name
U.S. EPA ID Number:

8. Consignee Name and Site Address
Covanta Environmental Solutions LLC
2503 Fayetteville Street
Asheboro NC 27203 (336) 683-0911
Facility's Phone:
U.S. EPA ID Number: NCR000135384

HM	9. Shipping Name and Description	10. Containers No.	10. Containers Type	11. Total Quantity	12. Unit Wt./Vol.	
	1. X NA1993, Combustible liquid, n.o.s., (Contains <10% Gasoline), Comb liq, III, ERG# 128	1	TT	5125 g		PLACARD? None YES ☐ NO ☐
	2.					PLACARD? YES ☐ NO ☐
	3.					PLACARD? YES ☐ NO ☐
	4.					PLACARD? YES ☐ NO ☐

13. Special Handling Instructions and Additional Information
1 5005955 Petroleum Contact Water CWT: N/A PO#:

RD38
Trailer # TR60
Emergency Response Guide On-boa
Site arrival time 110
Site departure time 148
www.covanta.com

14. SHIPPER'S CERTIFICATION: I certify the materials are accurately described.

Shipper's/Offeror's Printed/Typed Name	Signature	Month	Day	Year
Tim Moyer for Adam Harris @ CPL	T. L Moyer	1	1	22

INT'L

15. International Shipments ☐ Import to U.S. ☐ Export from U.S. Port of entry/exit:
Transporter Signature (for exports only): Date leaving U.S.:

TRANSPORTER

16. Transporter Acknowledgment of Receipt of Materials

Transporter 1 Printed/Typed Name	Signature	Month	Day	Year
Colby Tucker		1	1	22
Transporter 2 Printed/Typed Name	Signature	Month	Day	Year

DESIGNATED CONSIGNEE

17. Discrepancy

17a. Discrepancy Indication Space ☐ Quantity ☐ Type ☐ Residue ☐ Partial Rejection ☐ Full Rejection

Bill of Lading Reference Number:

17b. Alternate Consignee (or Shipper)
U.S. EPA ID Number:
Facility's Phone:

17c. Signature of Alternate Consignee (or Shipper) | Month | Day | Year |

18. Designated Receiving Facility Owner or Operator: Certification of receipt of materials covered by the bill of lading except as noted in Item 17a

Printed/Typed Name	Signature	Month	Day	Year
Katine Davis		1	22	

COVANTA
Environmental Solutions

JK# 38/TRL# 60

SO253272

Corporate Office
5300 N 33rd St. - Milwaukee, WI 53209
Phone: 800-842-9792 Fax: 414-461-3812

BILL OF LADING

1. Shipper ID Number	2. Page 1 of	3. Emergency Response Phone	4. Tracking Number
NCVSQG		(800) 814-1204	CES 143948

SHIPPER

5. Shipper's Name and Mailing Address
Colonial Pipeline Company
14108 Huntersville-Concord Road
Huntersvile North Carolina 28078
Shipper's Phone:

Shipper's Site Address (if different than mailing address)
Colonial Pipeline Company
14108 Huntersville-Concord Road
Huntersvile North Carolina 28078

6. Transporter 1 Company Name: Covanta Environmental Solutions — U.S. EPA ID Number: PAR000043026

7. Transporter 2 Company Name — U.S. EPA ID Number:

8. Consignee Name and Site Address
Covanta Environmental Solutions LLC
2503 Fayetteville Street
Asheboro NC 27203 (336) 683-0911
Facility's Phone:

U.S. EPA ID Number: NCR000135384

HM	9. Shipping Name and Description	10. Containers No.	10. Containers Type	11. Total Quantity	12. Unit Wt./Vol.	
	1. X NA1993, Combustible liquid, n.o.s., (Contains <10% Gasoline), Comb liq, III, ERG# 128	1	TT	5125	G	PLACARD? None YES ☐ NO ☐
	2.					PLACARD? YES ☐ NO ☐
	3.					PLACARD? YES ☐ NO ☐
	4.					PLACARD? YES ☐ NO ☐

13. Special Handling Instructions and Additional Information
1 5005955 Petroleum Contact Water CWT: N/A PO#:

Trailer #_____
Emergency Response Guide On-boa
Site arrival time 6:45
Site departure time 8:45
www.covanta.com

14. SHIPPER'S CERTIFICATION: I certify the materials are accurately described.

Shipper's/Offeror's Printed/Typed Name	Signature	Month	Day	Year
Deric Reaper		1	2	22

INT'L

15. International Shipments ☐ Import to U.S. ☐ Export from U.S. Port of entry/exit:
Transporter Signature (for exports only): Date leaving U.S.:

TRANSPORTER

16. Transporter Acknowledgment of Receipt of Materials

Transporter 1 Printed/Typed Name	Signature	Month	Day	Year
Bobby Jarrett		1	2	22
Transporter 2 Printed/Typed Name	Signature	Month	Day	Year

DESIGNATED CONSIGNEE

17. Discrepancy

17a. Discrepancy Indication Space ☐ Quantity ☐ Type ☐ Residue ☐ Partial Rejection ☐ Full Rejection

Bill of Lading Reference Number:

17b. Alternate Consignee (or Shipper) — U.S. EPA ID Number
Facility's Phone:

17c. Signature of Alternate Consignee (or Shipper)		Month	Day	Year

18. Designated Receiving Facility Owner or Operator: Certification of receipt of materials covered by the bill of lading except as noted in Item 17a

Printed/Typed Name	Signature	Month	Day	Year
Kaline Davis		1	2	22

COVANTA
Environmental Solutions

SO253269

Corporate Office
5300 N 33rd St. - Milwaukee, WI 53209
Phone: 800-842-9792 Fax: 414-461-3812

BILL OF LADING

1. Shipper ID Number	2. Page 1 of	3. Emergency Response Phone	4. Tracking Number
NCVSQG	1	(800) 814-1204	CES 143946

SHIPPER

5. Shipper's Name and Mailing Address
Colonial Pipeline Company
14108 Huntersville-Concord Road
Huntersvile North Carolina 28078
Shipper's Phone:

Shipper's Site Address (if different than mailing address)
Colonial Pipeline Company
14108 Huntersville-Concord Road
Huntersvile North Carolina 28078

6. Transporter 1 Company Name: Covanta Environmental Solutions
U.S. EPA ID Number: PAR000043026

7. Transporter 2 Company Name:
U.S. EPA ID Number:

8. Consignee Name and Site Address
Covanta Environmental Solutions LLC
2503 Fayetteville Street
Asheboro NC 27203 (336) 683-0911
Facility's Phone:
U.S. EPA ID Number: NCR000135384

HM	9. Shipping Name and Description	10. Containers No.	10. Containers Type	11. Total Quantity	12. Unit Wt./Vol.	
	1. X NA1993, Combustible liquid, n.o.s., (Contains <10% Gasoline), Comb liq, III, ERG# 128	1	TT	5000	G	PLACARD? YES ☐ NO ☐ None
	2.					PLACARD? YES ☐ NO ☐
	3.					PLACARD? YES ☐ NO ☐
	4.					PLACARD? YES ☐ NO ☐

13. Special Handling Instructions and Additional Information
1 5005955 Petroleum Contact Water CWT: N/A PO#:

RD32 Trailer # 33
Emergency Response Guide On-boa
Site arrival time 7:00
Site departure time 8:10
www.covanta.com

14. SHIPPER'S CERTIFICATION: I certify the materials are accurately described.

Shipper's/Offeror's Printed/Typed Name: Deric Reaper
Signature:
Month 1 Day 2 Year 22

INT'L

15. International Shipments ☐ Import to U.S. ☐ Export from U.S. Port of entry/exit:
Transporter Signature (for exports only): Date leaving U.S.:

TRANSPORTER

16. Transporter Acknowledgment of Receipt of Materials

Transporter 1 Printed/Typed Name: James Prather
Signature:
Month 1 Day 2 Year 22

Transporter 2 Printed/Typed Name:
Signature:
Month Day Year

DESIGNATED CONSIGNEE

17. Discrepancy

17a. Discrepancy Indication Space ☐ Quantity ☐ Type ☐ Residue ☐ Partial Rejection ☐ Full Rejection

Bill of Lading Reference Number:

17b. Alternate Consignee (or Shipper)
U.S. EPA ID Number:
Facility's Phone:

17c. Signature of Alternate Consignee (or Shipper)
Month Day Year

18. Designated Receiving Facility Owner or Operator: Certification of receipt of materials covered by the bill of lading except as noted in Item 17a

Printed/Typed Name: Kaline Davis
Signature:
Month 1 Day 22 Year

COVANTA
Environmental Solutions

Corporate Office
5300 N 33rd St. - Milwaukee, WI 53209
Phone: 800-842-9792 Fax: 414-461-3812

SO253270

BILL OF LADING

1. Shipper ID Number	2. Page 1 of	3. Emergency Response Phone	4. Tracking Number
NCVSQG	1	(800) 814-1204	CES 143947

SHIPPER

5. Shipper's Name and Mailing Address
Colonial Pipeline Company
14108 Huntersville-Concord Road
Huntersvile North Carolina 28078
Shipper's Phone:

Shipper's Site Address (if different than mailing address)
Colonial Pipeline Company
14108 Huntersville-Concord Road
Huntersvile North Carolina 28078

6. Transporter 1 Company Name: Covanta Environmental Solutions
U.S. EPA ID Number: PAR000043026

7. Transporter 2 Company Name:
U.S. EPA ID Number:

8. Consignee Name and Site Address
Covanta Environmental Solutions LLC
2503 Fayetteville Street
Asheboro NC 27203 (336) 683-0911
Facility's Phone:
U.S. EPA ID Number: NCR000135384

HM	9. Shipping Name and Description	10. Containers No.	10. Containers Type	11. Total Quantity	12. Unit Wt./Vol.	
	1. X NA1993, Combustible liquid, n.o.s., (Contains <10% Gasoline), Comb liq, III, ERG# 128	1	TT	5000	G	PLACARD? YES ☐ NO ☐ None
	2.					PLACARD? YES ☐ NO ☐
	3.					PLACARD? YES ☐ NO ☐
	4.					PLACARD? YES ☐ NO ☐

13. Special Handling Instructions and Additional Information
1 5005955 Petroleum Contact Water CWT: N/A PO#:

RD 32

Trailer # 33
Emergency Response Guide On-boa
Site arrival time 12:10
Site departure time 12:30
www.covanta.com

14. SHIPPER'S CERTIFICATION: I certify the materials are accurately described.
Shipper's/Offeror's Printed/Typed Name: Deric Reaper
Signature:
Month 1 Day 2 Year 22

INT'L

15. International Shipments ☐ Import to U.S. ☐ Export from U.S. Port of entry/exit:
Transporter Signature (for exports only): Date leaving U.S.:

TRANSPORTER

16. Transporter Acknowledgment of Receipt of Materials
Transporter 1 Printed/Typed Name: James Prather
Signature:
Month 1 Day 2 Year 22
Transporter 2 Printed/Typed Name:
Signature:
Month Day Year

DESIGNATED CONSIGNEE

17. Discrepancy
17a. Discrepancy Indication Space ☐ Quantity ☐ Type ☐ Residue ☐ Partial Rejection ☐ Full Rejection
Bill of Lading Reference Number:
17b. Alternate Consignee (or Shipper)
U.S. EPA ID Number:
Facility's Phone:
17c. Signature of Alternate Consignee (or Shipper)
Month Day Year

18. Designated Receiving Facility Owner or Operator: Certification of receipt of materials covered by the bill of lading except as noted in Item 17a
Printed/Typed Name: Kaline Davis
Signature:
Month 1 Day 2 Year 22

COVANTA
Environmental Solutions

TK# 38/TRL# C60
SO253274

Corporate Office
5300 N 33rd St. - Milwaukee, WI 53209
Phone: 800-842-9792 Fax: 414-461-3812

SHIPPER

BILL OF LADING	1. Shipper ID Number	2. Page 1 of	3. Emergency Response Phone	4. Tracking Number
	NCVSQG		(800) 814-1204	CES 143949

5. Shipper's Name and Mailing Address
Colonial Pipeline Company
14108 Huntersville-Concord Road
Huntersvile North Carolina 28078
Shipper's Phone:

Shipper's Site Address (if different than mailing address)
Colonial Pipeline Company
14108 Huntersville-Concord Road
Huntersvile North Carolina 28078

6. Transporter 1 Company Name: Covanta Environmental Solutions
U.S. EPA ID Number: PAR000043026

7. Transporter 2 Company Name:
U.S. EPA ID Number:

8. Consignee Name and Site Address
Covanta Environmental Solutions LLC
2503 Fayetteville Street
Asheboro NC 27203 (336) 683-0911
Facility's Phone:
U.S. EPA ID Number: NCR000135384

HM	9. Shipping Name and Description	10. Containers No.	10. Containers Type	11. Total Quantity	12. Unit Wt./Vol.	
	1. X NA1993, Combustible liquid, n.o.s., (Contains <10% Gasoline), Comb liq, III, ERG# 128	1	TT	5125	G	PLACARD? YES ☐ NO ☐ None
	2.					PLACARD? YES ☐ NO ☐
	3.					PLACARD? YES ☐ NO ☐
	4.					PLACARD? YES ☐ NO ☐

13. Special Handling Instructions and Additional Information

1 5005955 Petroleum Contact Water CWT: N/A PO#:

Trailer #____
Emergency Response Guide On-boa
Site arrival time 12:30
Site departure time 1:15
www.covanta.com

14. SHIPPER'S CERTIFICATION: I certify the materials are accurately described.

Shipper's/Offeror's Printed/Typed Name: Deric Reaper
Signature: [signature]
Month 1 Day 2 Year 22

INT'L

15. International Shipments ☐ Import to U.S. ☐ Export from U.S. Port of entry/exit:
Transporter Signature (for exports only):
Date leaving U.S.:

TRANSPORTER

16. Transporter Acknowledgment of Receipt of Materials

Transporter 1 Printed/Typed Name: Bobby Jarrett
Signature: Bobby Jarrett
Month 1 Day 2 Year 22

Transporter 2 Printed/Typed Name:
Signature:
Month Day Year

DESIGNATED CONSIGNEE

17. Discrepancy

17a. Discrepancy Indication Space ☐ Quantity ☐ Type ☐ Residue ☐ Partial Rejection ☐ Full Rejection

Bill of Lading Reference Number:

17b. Alternate Consignee (or Shipper)
U.S. EPA ID Number
Facility's Phone:

17c. Signature of Alternate Consignee (or Shipper)
Month Day Year

18. Designated Receiving Facility Owner or Operator: Certification of receipt of materials covered by the bill of lading except as noted in Item 17a

Printed/Typed Name: Kaline Davis
Signature: [signature]
Month 1 Day 2 Year 22

COVANTA
Environmental Solutions

SO253295

Corporate Office
5300 N 33rd St. - Milwaukee, WI 53209
Phone: 800-842-9792 Fax: 414-461-3812

BILL OF LADING

1. Shipper ID Number	2. Page 1 of	3. Emergency Response Phone	4. Tracking Number
NCVSQG		(800) 814-1204	CES 143960

SHIPPER

5. Shipper's Name and Mailing Address
Colonial Pipeline Company
14108 Huntersville-Concord Road
Huntersvile North Carolina 28078
Shipper's Phone:

Shipper's Site Address (if different than mailing address)
Colonial Pipeline Company
14108 Huntersville-Concord Road
Huntersvile North Carolina 28078

6. Transporter 1 Company Name: Covanta Environmental Solutions
U.S. EPA ID Number: PAR000043026

7. Transporter 2 Company Name:
U.S. EPA ID Number:

8. Consignee Name and Site Address
Covanta Environmental Solutions LLC
2503 Fayetteville Street
Asheboro NC 27203 (336) 683-0911
Facility's Phone:
U.S. EPA ID Number: NCR000135384

HM	9. Shipping Name and Description	10. Containers No.	10. Containers Type	11. Total Quantity	12. Unit Wt./Vol.	
	1. X NA1993, Combustible liquid, n.o.s., (Contains <10% Gasoline), Comb liq, III, ERG# 128	01	TT	5725	G	PLACARD? None YES ☐ NO ☐
	2.					PLACARD? YES ☐ NO ☐
	3.					PLACARD? YES ☐ NO ☐
	4.					PLACARD? YES ☐ NO ☐

13. Special Handling Instructions and Additional Information
1 5005955 Petroleum Contact Water CWT: N/A PO#:

KD37-34
Trailer #
Emergency Response Guide On-boa
Site arrival time 1240
Site departure time 1330
www.covanta.com

14. SHIPPER'S CERTIFICATION: I certify the materials are accurately described.

Shipper's/Offeror's Printed/Typed Name: Tim Moyer for Adam Harris@CPL
Signature: Tim Moyer
Month 01 Day 03 Year 22

INT'L

15. International Shipments ☐ Import to U.S. ☐ Export from U.S. Port of entry/exit:
Transporter Signature (for exports only): Date leaving U.S.:

TRANSPORTER

16. Transporter Acknowledgment of Receipt of Materials

Transporter 1 Printed/Typed Name: Jamie Maxwell
Signature: Jamie Maxwell
Month 01 Day 03 Year 22

Transporter 2 Printed/Typed Name:
Signature:
Month Day Year

DESIGNATED CONSIGNEE

17. Discrepancy

17a. Discrepancy Indication Space ☐ Quantity ☐ Type ☐ Residue ☐ Partial Rejection ☐ Full Rejection

Bill of Lading Reference Number:

17b. Alternate Consignee (or Shipper)
U.S. EPA ID Number
Facility's Phone:

17c. Signature of Alternate Consignee (or Shipper)
Month Day Year

18. Designated Receiving Facility Owner or Operator: Certification of receipt of materials covered by the bill of lading except as noted in Item 17a

Printed/Typed Name: Kaline Davis
Signature:
Month 1 Day 3 Year 22

COVANTA
Environmental Solutions

38/60

SO253288

Corporate Office
5300 N 33rd St. - Milwaukee, WI 53209
Phone: 800-842-9792 Fax: 414-461-3812

BILL OF LADING

1. Shipper ID Number	2. Page 1 of	3. Emergency Response Phone	4. Tracking Number
NCVSQG		(800) 814-1204	CES 143963

SHIPPER

5. Shipper's Name and Mailing Address
Colonial Pipeline Company
14108 Huntersville-Concord Road
Huntersvile North Carolina 28078
Shipper's Phone:

Shipper's Site Address (if different than mailing address)
Colonial Pipeline Company
14108 Huntersville-Concord Road
Huntersvile North Carolina 28078

6. Transporter 1 Company Name: Covanta Environmental Solutions
U.S. EPA ID Number: PAR000043026

7. Transporter 2 Company Name:
U.S. EPA ID Number:

8. Consignee Name and Site Address
Covanta Environmental Solutions LLC
2503 Fayetteville Street
Asheboro NC 27203 (336) 683-0911
Facility's Phone:

U.S. EPA ID Number: NCR000135384

HM	9. Shipping Name and Description	10. Containers No.	10. Containers Type	11. Total Quantity	12. Unit Wt./Vol.	
	1. X NA1993, Combustible liquid, n.o.s., (Contains <10% Gasoline), Comb liq, III, ERG# 128	1	TT	512	G	PLACARD? YES ☐ NO ☐ None
	2.					PLACARD? YES ☐ NO ☐
	3.					PLACARD? YES ☐ NO ☐
	4.					PLACARD? YES ☐ NO ☐

13. Special Handling Instructions and Additional Information
1 5005955 Petroleum Contact Water CWT: N/A PO#:

Trailer #:
Emergency Response Guide On-bo
Site arrival time 1130
Site departure time 1200
www.covanta.com

14. SHIPPER'S CERTIFICATION: I certify the materials are accurately described.

Shipper's/Offeror's Printed/Typed Name	Signature	Month	Day	Year
Tim Moyer for Adam Harris@CPL	J. L. Moyer	1	3	22

INT'L

15. International Shipments ☐ Import to U.S. ☐ Export from U.S. Port of entry/exit:
Transporter Signature (for exports only): Date leaving U.S.:

TRANSPORTER

16. Transporter Acknowledgment of Receipt of Materials

Transporter 1 Printed/Typed Name	Signature	Month	Day	Year
Bobby Jarrett	Bobby Jarrett	1	3	22
Transporter 2 Printed/Typed Name	Signature	Month	Day	Year

DESIGNATED CONSIGNEE

17. Discrepancy

17a. Discrepancy Indication Space ☐ Quantity ☐ Type ☐ Residue ☐ Partial Rejection ☐ Full Rejection

Bill of Lading Reference Number:

17b. Alternate Consignee (or Shipper)
U.S. EPA ID Number
Facility's Phone:

17c. Signature of Alternate Consignee (or Shipper) Month Day Year

18. Designated Receiving Facility Owner or Operator: Certification of receipt of materials covered by the bill of lading except as noted in Item 17a

Printed/Typed Name	Signature	Month	Day	Year
Harry Ferrell	Harry Ferrell	1	3	22

COVANTA
Environmental Solutions

RD-40
SO253290 TR-18

Corporate Office
5300 N 33rd St. - Milwaukee, WI 53209
Phone: 800-842-9792 Fax: 414-461-3812

BILL OF LADING

1. Shipper ID Number: NCVSQG
2. Page 1 of
3. Emergency Response Phone: (800) 814-1204
4. Tracking Number: CES 143964

SHIPPER

5. Shipper's Name and Mailing Address
Colonial Pipeline Company
14108 Huntersville-Concord Road
Huntersvile North Carolina 28078
Shipper's Phone:

Shipper's Site Address (if different than mailing address)
Colonial Pipeline Company
14108 Huntersville-Concord Road
Huntersvile North Carolina 28078

6. Transporter 1 Company Name: Covanta Environmental Solutions
U.S. EPA ID Number: PAR000043026

7. Transporter 2 Company Name:
U.S. EPA ID Number:

8. Consignee Name and Site Address
Covanta Environmental Solutions LLC
2503 Fayetteville Street
Asheboro NC 27203 (336) 683-0911
Facility's Phone:

U.S. EPA ID Number: NCR000135384

HM	9. Shipping Name and Description	10. Containers No.	10. Containers Type	11. Total Quantity	12. Unit Wt./Vol.	
	1. X NA1993, Combustible liquid, n.o.s., (Contains <10% Gasoline), Comb liq, III, ERG# 128	1	TT	5125	G	PLACARD? None YES ☐ NO ☐
	2.					PLACARD? YES ☐ NO ☐
	3.					PLACARD? YES ☐ NO ☐
	4.					PLACARD? YES ☐ NO ☐

13. Special Handling Instructions and Additional Information
1 5005955 Petroleum Contact Water CWT: N/A PO#:

Trailer # TR-18
Emergency Response Guide On-boa
Site arrival time 8:20
Site departure time 9:00 A
www.covanta.com

14. SHIPPER'S CERTIFICATION: I certify the materials are accurately described.
Shipper's/Offeror's Printed/Typed Name: Adam Harris
Signature:
Month 1 Day 3 Year 22

INT'L

15. International Shipments ☐ Import to U.S. ☐ Export from U.S. Port of entry/exit:
Transporter Signature (for exports only): Date leaving U.S.:

TRANSPORTER

16. Transporter Acknowledgment of Receipt of Materials
Transporter 1 Printed/Typed Name: Bill Johnston
Signature:
Month 1 Day 3 Year 22

Transporter 2 Printed/Typed Name:
Signature:
Month Day Year

DESIGNATED CONSIGNEE

17. Discrepancy
17a. Discrepancy Indication Space ☐ Quantity ☐ Type ☐ Residue ☐ Partial Rejection ☐ Full Rejection
Bill of Lading Reference Number:

17b. Alternate Consignee (or Shipper)
U.S. EPA ID Number:
Facility's Phone:

17c. Signature of Alternate Consignee (or Shipper)
Month Day Year

18. Designated Receiving Facility Owner or Operator: Certification of receipt of materials covered by the bill of lading except as noted in Item 17a
Printed/Typed Name: Henry Ferrell
Signature:
Month 1 Day 3 Year 22

COVANTA
Environmental Solutions

SO253292

Corporate Office
5300 N 33rd St. - Milwaukee, WI 53209
Phone: 800-842-9792 Fax: 414-461-3812

BILL OF LADING

1. Shipper ID Number	2. Page 1 of	3. Emergency Response Phone	4. Tracking Number
NCVSQG		(800) 814-1204	CES 143959

SHIPPER

5. Shipper's Name and Mailing Address
Colonial Pipeline Company
14108 Huntersville-Concord Road
Huntersvile North Carolina 28078
Shipper's Phone:

Shipper's Site Address (if different than mailing address)
Colonial Pipeline Company
14108 Huntersville-Concord Road
Huntersvile North Carolina 28078

6. Transporter 1 Company Name: Covanta Environmental Solutions
U.S. EPA ID Number: PAR000043026

7. Transporter 2 Company Name:
U.S. EPA ID Number:

8. Consignee Name and Site Address
Covanta Environmental Solutions LLC
2503 Fayetteville Street
Asheboro NC 27203 (336) 683-0911
Facility's Phone:
U.S. EPA ID Number: NCR000135384

HM	9. Shipping Name and Description	10. Containers No.	10. Containers Type	11. Total Quantity	12. Unit Wt./Vol.	
	1. X NA1993, Combustible liquid, n.o.s., (Contains <10% Gasoline), Comb liq, III, ERG# 128	01	TT	525	G	PLACARD? YES ☐ NO ☐ None
	2.					PLACARD? YES ☐ NO ☐
	3.					PLACARD? YES ☐ NO ☐
	4.					PLACARD? YES ☐ NO ☐

13. Special Handling Instructions and Additional Information
1 5005955 Petroleum Contact Water CWT: N/A PO#:

M 39
Trailer # 34
Emergency Response Guide On-bo
Site arrival time 0750
Site departure time 0850
www.covanta.com

14. SHIPPER'S CERTIFICATION: I certify the materials are accurately described.

Shipper's/Offeror's Printed/Typed Name	Signature	Month	Day	Year
Tim Moyer for Adam Harris @ CPL	J. h. Moy	01	03	22

INT'L

15. International Shipments ☐ Import to U.S. ☐ Export from U.S. Port of entry/exit:
Transporter Signature (for exports only): Date leaving U.S.:

TRANSPORTER

16. Transporter Acknowledgment of Receipt of Materials

Transporter 1 Printed/Typed Name	Signature	Month	Day	Year
Jamie Mowell	Jamie Mowell	01	03	22
Transporter 2 Printed/Typed Name	Signature	Month	Day	Year

DESIGNATED CONSIGNEE

17. Discrepancy

17a. Discrepancy Indication Space ☐ Quantity ☐ Type ☐ Residue ☐ Partial Rejection ☐ Full Rejection

Bill of Lading Reference Number:

17b. Alternate Consignee (or Shipper)
U.S. EPA ID Number:
Facility's Phone:

17c. Signature of Alternate Consignee (or Shipper) — Month / Day / Year

18. Designated Receiving Facility Owner or Operator: Certification of receipt of materials covered by the bill of lading except as noted in Item 17a

Printed/Typed Name	Signature	Month	Day	Year
Kaline Davis	Kelly	1	3	22

COVANTA
Environmental Solutions

RD-40
SO253297 TR-18

Corporate Office
5300 N 33rd St. - Milwaukee, WI 53209
Phone: 800-842-9792 Fax: 414-461-3812

BILL OF LADING

1. Shipper ID Number	2. Page 1 of	3. Emergency Response Phone	4. Tracking Number
NCVSQG		(800) 814-1204	CES 143961

SHIPPER

5. Shipper's Name and Mailing Address
Colonial Pipeline Company
14108 Huntersville-Concord Road
Huntersvile North Carolina 28078
Shipper's Phone:

Shipper's Site Address (if different than mailing address)
Colonial Pipeline Company
14108 Huntersville-Concord Road
Huntersvile North Carolina 28078

6. Transporter 1 Company Name: Covanta Environmental Solutions
U.S. EPA ID Number: PAR000043026

7. Transporter 2 Company Name:
U.S. EPA ID Number:

8. Consignee Name and Site Address
Covanta Environmental Solutions LLC
2503 Fayetteville Street
Asheboro NC 27203 (336) 683-0911
Facility's Phone:

U.S. EPA ID Number: NCR000135384

HM	9. Shipping Name and Description	10. Containers No.	10. Containers Type	11. Total Quantity	12. Unit Wt./Vol.	
	1. X NA1993, Combustible liquid, n.o.s., (Contains <10% Gasoline), Comb liq, III, ERG# 128	1	TT	5125	G	PLACARD? None YES ☐ NO ☐
	2.					PLACARD? YES ☐ NO ☐
	3.					PLACARD? YES ☐ NO ☐
	4.					PLACARD? YES ☐ NO ☐

13. Special Handling Instructions and Additional Information
1 5005955 Petroleum Contact Water CWT: N/A PO#:

Trailer # TR-18
Emergency Response Guide On-bo
Site arrival time 11:50 AM
Site departure time 12:50 PM
www.covanta.com

14. SHIPPER'S CERTIFICATION: I certify the materials are accurately described.

Shipper's/Offeror's Printed/Typed Name: Tim Moyer for Adam Harris@CPL
Signature: J. L. Moyer
Month 1 Day 3 Year 22

INT'L

15. International Shipments ☐ Import to U.S. ☐ Export from U.S. Port of entry/exit:
Transporter Signature (for exports only): Date leaving U.S.:

TRANSPORTER

16. Transporter Acknowledgment of Receipt of Materials

Transporter 1 Printed/Typed Name: Bill Johnston
Signature: Bill Johnston
Month 1 Day 3 Year 22

Transporter 2 Printed/Typed Name:
Signature:
Month Day Year

DESIGNATED CONSIGNEE

17. Discrepancy

17a. Discrepancy Indication Space ☐ Quantity ☐ Type ☐ Residue ☐ Partial Rejection ☐ Full Rejection

Bill of Lading Reference Number:

17b. Alternate Consignee (or Shipper)
U.S. EPA ID Number:
Facility's Phone:

17c. Signature of Alternate Consignee (or Shipper)
Month Day Year

18. Designated Receiving Facility Owner or Operator: Certification of receipt of materials covered by the bill of lading except as noted in Item 17a

Printed/Typed Name: Katine Davis
Signature:
Month 1 Day 3 Year 22

COVANTA
Environmental Solutions

38/60 SO253284

Corporate Office
5300 N 33rd St. - Milwaukee, WI 53209
Phone: 800-842-9792 Fax: 414-461-3812

BILL OF LADING

1. Shipper ID Number	2. Page 1 of	3. Emergency Response Phone	4. Tracking Number
NCVSQG		(800) 814-1204	CES 143962

SHIPPER

5. Shipper's Name and Mailing Address
Colonial Pipeline Company
14108 Huntersville-Concord Road
Huntersvile North Carolina 28078
Shipper's Phone:

Shipper's Site Address (if different than mailing address)
Colonial Pipeline Company
14108 Huntersville-Concord Road
Huntersvile North Carolina 28078

6. Transporter 1 Company Name: Covanta Environmental Solutions
U.S. EPA ID Number: PAR000043026

7. Transporter 2 Company Name:
U.S. EPA ID Number:

8. Consignee Name and Site Address
Covanta Environmental Solutions LLC
2503 Fayetteville Street
Asheboro NC 27203 (336) 683-0911
Facility's Phone:
U.S. EPA ID Number: NCR000135384

HM	9. Shipping Name and Description	10. Containers No.	10. Containers Type	11. Total Quantity	12. Unit Wt./Vol.	
	1. X NA1993, Combustible liquid, n.o.s., (Contains <10% Gasoline), Comb liq, III, ERG# 128	1	TT	5125	G	PLACARD? YES ☐ NO ☐ None
	2.					PLACARD? YES ☐ NO ☐
	3.					PLACARD? YES ☐ NO ☐
	4.					PLACARD? YES ☐ NO ☐

13. Special Handling Instructions and Additional Information
1 5005955 Petroleum Contact Water CWT: N/A PO#:

Trailer #:
Emergency Response Guide On-boa
Site arrival time 7:20
Site departure time 7:50
www.covanta.com

14. SHIPPER'S CERTIFICATION: I certify the materials are accurately described.
Shipper's/Offeror's Printed/Typed Name: Tim Mayer For Adam Harris@ CPL
Signature: T. Mayer
Month 1 Day 3 Year 22

INT'L
15. International Shipments ☐ Import to U.S. ☐ Export from U.S. Port of entry/exit:
Transporter Signature (for exports only): Date leaving U.S.:

TRANSPORTER
16. Transporter Acknowledgment of Receipt of Materials
Transporter 1 Printed/Typed Name: Bobby Jarrett
Signature: Bobby Jarrett
Month 1 Day 3 Year 22
Transporter 2 Printed/Typed Name:
Signature:
Month Day Year

DESIGNATED CONSIGNEE
17. Discrepancy
17a. Discrepancy Indication Space ☐ Quantity ☐ Type ☐ Residue ☐ Partial Rejection ☐ Full Rejection
Bill of Lading Reference Number:
17b. Alternate Consignee (or Shipper)
U.S. EPA ID Number:
Facility's Phone:
17c. Signature of Alternate Consignee (or Shipper)
Month Day Year

18. Designated Receiving Facility Owner or Operator: Certification of receipt of materials covered by the bill of lading except as noted in Item 17a
Printed/Typed Name: Jerry Ferrell
Signature:
Month 1 Day 3 Year 22

COVANTA
Environmental Solutions

TK# 38 / TRI# 60

SO253503

Corporate Office
5300 N 33rd St. - Milwaukee, WI 53209
Phone: 800-842-9792 Fax: 414-461-3812

BILL OF LADING

1. Shipper ID Number	2. Page 1 of	3. Emergency Response Phone	4. Tracking Number
NCVSQG		(800) 814-1204	CES 143976

SHIPPER

5. Shipper's Name and Mailing Address
Colonial Pipeline Company
14108 Huntersville-Concord Road
Huntersvile North Carolina 28078
Shipper's Phone:

Shipper's Site Address (if different than mailing address)
Colonial Pipeline Company
14108 Huntersville-Concord Road
Huntersvile North Carolina 28078

6. Transporter 1 Company Name: Covanta Environmental Solutions
U.S. EPA ID Number: PAR000043026

7. Transporter 2 Company Name:
U.S. EPA ID Number:

8. Consignee Name and Site Address
Covanta Environmental Solutions LLC
2503 Fayetteville Street
Asheboro NC 27203 (336) 683-0911
Facility's Phone:

U.S. EPA ID Number: NCR000135384

HM	9. Shipping Name and Description	10. Containers No.	10. Containers Type	11. Total Quantity	12. Unit Wt./Vol.	
	1. X NA1993, Combustible liquid, n.o.s., (Contains <10% Gasoline), Comb liq, III, ERG# 128	1	TT	5125	G	PLACARD? YES ☐ NO ☐ None
	2.					PLACARD? YES ☐ NO ☐
	3.					PLACARD? YES ☐ NO ☐
	4.					PLACARD? YES ☐ NO ☐

13. Special Handling Instructions and Additional Information
1 5005955 Petroleum Contact Water CWT: N/A PO#:

Trailer #____
Emergency Response Guide On-boa
Site arrival time 7:50
Site departure time 8:30
www.covanta.com

14. SHIPPER'S CERTIFICATION: I certify the materials are accurately described.

Shipper's/Offeror's Printed/Typed Name	Signature	Month	Day	Year
Tim Mayer For Adam Harris @ CPL	T. L. Moya	1	4	22

INT'L

15. International Shipments ☐ Import to U.S. ☐ Export from U.S. Port of entry/exit:
Transporter Signature (for exports only): Date leaving U.S.:

TRANSPORTER

16. Transporter Acknowledgment of Receipt of Materials

Transporter 1 Printed/Typed Name	Signature	Month	Day	Year
Bobby Jarrett	Bobby Jarrett	1	4	22
Transporter 2 Printed/Typed Name	Signature	Month	Day	Year

DESIGNATED CONSIGNEE

17. Discrepancy

17a. Discrepancy Indication Space ☐ Quantity ☐ Type ☐ Residue ☐ Partial Rejection ☐ Full Rejection

Bill of Lading Reference Number:

17b. Alternate Consignee (or Shipper)
U.S. EPA ID Number:
Facility's Phone:

17c. Signature of Alternate Consignee (or Shipper) — Month / Day / Year

18. Designated Receiving Facility Owner or Operator: Certification of receipt of materials covered by the bill of lading except as noted in Item 17a

Printed/Typed Name	Signature	Month	Day	Year
Sharry Foree	Sharry Foree	1	4	22

COVANTA
Environmental Solutions

Corporate Office
5300 N 33rd St. - Milwaukee, WI 53209
Phone: 800-842-9792 Fax: 414-461-3812

SO253521

BILL OF LADING | 1. Shipper ID Number: NCVSQG | 2. Page 1 of | 3. Emergency Response Phone: (800) 814-1204 | 4. Tracking Number: CES 143974

SHIPPER

5. Shipper's Name and Mailing Address
Colonial Pipeline Company
14108 Huntersville-Concord Road
Huntersvile North Carolina 28078
Shipper's Phone:

Shipper's Site Address (if different than mailing address)
Colonial Pipeline Company
14108 Huntersville-Concord Road
Huntersvile North Carolina 28078

6. Transporter 1 Company Name: Covanta Environmental Solutions
U.S. EPA ID Number: PAR000043026

7. Transporter 2 Company Name
U.S. EPA ID Number

8. Consignee Name and Site Address
Covanta Environmental Solutions LLC
2503 Fayetteville Street
Asheboro NC 27203 (336) 683-0911
Facility's Phone:
U.S. EPA ID Number: NCR000135384

HM	9. Shipping Name and Description	10. Containers No.	10. Containers Type	11. Total Quantity	12. Unit Wt./Vol.	
	1. X NA1993, Combustible liquid, n.o.s., (Contains <10% Gasoline), Comb liq, III, ERG# 128	01	TT	5125	G	PLACARD? YES ☐ None ☐
	2.					PLACARD? YES ☐ NO ☐
	3.					PLACARD? YES ☐ NO ☐
	4.					PLACARD? YES ☐ NO ☐

13. Special Handling Instructions and Additional Information
1 5005955 Petroleum Contact Water CWT: N/A PO#:

KD39
Trailer # 34
Emergency Response Guide On-board
Site arrival time 0815
Site departure time 0855
www.covanta.com

14. SHIPPER'S CERTIFICATION: I certify the materials are accurately described.
Shipper's/Offeror's Printed/Typed Name: Tim Moyer for Adam Harris @CPL | Signature: T.L. Moyer | Month 01 | Day 04 | Year 22

INT'L

15. International Shipments ☐ Import to U.S. ☐ Export from U.S. Port of entry/exit:
Transporter Signature (for exports only): Date leaving U.S.:

TRANSPORTER

16. Transporter Acknowledgment of Receipt of Materials
Transporter 1 Printed/Typed Name: Jamie McNeill | Signature: Jamie Mcneill | Month 01 | Day 04 | Year 22
Transporter 2 Printed/Typed Name | Signature | Month | Day | Year

DESIGNATED CONSIGNEE

17. Discrepancy
17a. Discrepancy Indication Space ☐ Quantity ☐ Type ☐ Residue ☐ Partial Rejection ☐ Full Rejection
Bill of Lading Reference Number:
17b. Alternate Consignee (or Shipper) | U.S. EPA ID Number
Facility's Phone:
17c. Signature of Alternate Consignee (or Shipper) | Month | Day | Year

18. Designated Receiving Facility Owner or Operator: Certification of receipt of materials covered by the bill of lading except as noted in Item 17a
Printed/Typed Name: Sherry Ferrell | Signature: Sherry Ferrell | Month 1 | Day 4 | Year 23

COVANTA
Environmental Solutions

TIC # 38 / TRL # 60

SO253501

Corporate Office
5300 N 33rd St. - Milwaukee, WI 53209
Phone: 800-842-9792 Fax: 414-461-3812

BILL OF LADING

1. Shipper ID Number	2. Page 1 of	3. Emergency Response Phone	4. Tracking Number
NCVSQG		(800) 814-1204	CES 143977

SHIPPER

5. Shipper's Name and Mailing Address
Colonial Pipeline Company
14108 Huntersville-Concord Road
Huntersvile North Carolina 28078
Shipper's Phone:

Shipper's Site Address (if different than mailing address)
Colonial Pipeline Company
14108 Huntersville-Concord Road
Huntersvile North Carolina 28078

6. Transporter 1 Company Name: Covanta Environmental Solutions
U.S. EPA ID Number: PAR000043026

7. Transporter 2 Company Name:
U.S. EPA ID Number:

8. Consignee Name and Site Address
Covanta Environmental Solutions LLC
2503 Fayetteville Street
Asheboro NC 27203 (336) 683-0911
Facility's Phone:
U.S. EPA ID Number: NCR000135384

HM	9. Shipping Name and Description	10. Containers No.	10. Containers Type	11. Total Quantity	12. Unit Wt./Vol.	
	1. X NA1993, Combustible liquid, n.o.s., (Contains <10% Gasoline), Comb liq, III, ERG# 128	1	TT	5125	G	PLACARD? YES ☐ None ☐
	2.					PLACARD? YES ☐ NO ☐
	3.					PLACARD? YES ☐ NO ☐
	4.					PLACARD? YES ☐ NO ☐

13. Special Handling Instructions and Additional Information
1 5005955 Petroleum Contact Water CWT: N/A PO#:

Trailer #:
Emergency Response Guide On-boar
Site arrival time 10:30
Site departure time 10:45
www.covanta.com

14. SHIPPER'S CERTIFICATION: I certify the materials are accurately described.

Shipper's/Offeror's Printed/Typed Name	Signature	Month	Day	Year
Tim Moyer For Adam Harris @ CPL	T. L Moyer	1	4	22

INT'L

15. International Shipments ☐ Import to U.S. ☐ Export from U.S. Port of entry/exit:
Transporter Signature (for exports only): Date leaving U.S.:

TRANSPORTER

16. Transporter Acknowledgment of Receipt of Materials

Transporter 1 Printed/Typed Name	Signature	Month	Day	Year
Bobby Jarrett	Bobby Jarrett	1	4	22
Transporter 2 Printed/Typed Name	Signature	Month	Day	Year

DESIGNATED CONSIGNEE

17. Discrepancy

17a. Discrepancy Indication Space ☐ Quantity ☐ Type ☐ Residue ☐ Partial Rejection ☐ Full Rejection

Bill of Lading Reference Number:

17b. Alternate Consignee (or Shipper)
U.S. EPA ID Number:
Facility's Phone:

17c. Signature of Alternate Consignee (or Shipper) — Month / Day / Year

18. Designated Receiving Facility Owner or Operator: Certification of receipt of materials covered by the bill of lading except as noted in Item 17a

Printed/Typed Name	Signature	Month	Day	Year
Jimmy Farris	Jimmy Farris	1	4	22

COVANTA
Environmental Solutions

SO253499

Corporate Office
5300 N 33rd St. - Milwaukee, WI 53209
Phone: 800-842-9792 Fax: 414-461-3812

BILL OF LADING

1. Shipper ID Number	2. Page 1 of	3. Emergency Response Phone	4. Tracking Number
NCVSQG		(800) 814-1204	CES 143978

SHIPPER

5. Shipper's Name and Mailing Address
Colonial Pipeline Company
14108 Huntersville-Concord Road
Huntersville North Carolina 28078
Shipper's Phone:

Shipper's Site Address (if different than mailing address)
Colonial Pipeline Company
14108 Huntersville-Concord Road
Huntersville North Carolina 28078

6. Transporter 1 Company Name: Covanta Environmental Solutions
U.S. EPA ID Number: PAR000043026

7. Transporter 2 Company Name:
U.S. EPA ID Number:

8. Consignee Name and Site Address
Covanta Environmental Solutions LLC
2503 Fayetteville Street
Asheboro NC 27203 (336) 683-0911
Facility's Phone:

U.S. EPA ID Number: NCR000135384

HM	9. Shipping Name and Description	10. Containers No.	10. Containers Type	11. Total Quantity	12. Unit Wt./Vol.	
	1. X NA1993, Combustible liquid, n.o.s., (Contains <10% Gasoline), Comb liq, III, ERG# 128	01	TT	5725	G	PLACARD? YES ☐ NO ☐ None
	2.					PLACARD? YES ☐ NO ☐
	3.					PLACARD? YES ☐ NO ☐
	4.					PLACARD? YES ☐ NO ☐

13. Special Handling Instructions and Additional Information
1 5005955 Petroleum Contact Water CWT: N/A PO#:

MOT
Trailer #34
Emergency Response Guide On-boa
Site arrival time 1115
Site departure time 1145
www.covanta.com

14. SHIPPER'S CERTIFICATION: I certify the materials are accurately described.

Shipper's/Offeror's Printed/Typed Name	Signature	Month	Day	Year
Tim Moyer for Adam Harris @ CPL	T. L. Moy	01	04	22

INT'L

15. International Shipments ☐ Import to U.S. ☐ Export from U.S. Port of entry/exit:
Transporter Signature (for exports only): Date leaving U.S.:

TRANSPORTER

16. Transporter Acknowledgment of Receipt of Materials

Transporter 1 Printed/Typed Name	Signature	Month	Day	Year
Jamie Mauell	Jamie Mauell	01	04	22
Transporter 2 Printed/Typed Name	Signature	Month	Day	Year

DESIGNATED CONSIGNEE

17. Discrepancy

17a. Discrepancy Indication Space ☐ Quantity ☐ Type ☐ Residue ☐ Partial Rejection ☐ Full Rejection

Bill of Lading Reference Number:

17b. Alternate Consignee (or Shipper)
U.S. EPA ID Number:
Facility's Phone:

17c. Signature of Alternate Consignee (or Shipper) Month Day Year

18. Designated Receiving Facility Owner or Operator: Certification of receipt of materials covered by the bill of lading except as noted in Item 17a

Printed/Typed Name	Signature	Month	Day	Year
Sherry Ferrell	Sherry Ferrell	1	4	22

COVANTA
Environmental Solutions

TK# 38 / TRL# 60

SO253516

Corporate Office
5300 N 33rd St. - Milwaukee, WI 53209
Phone: 800-842-9792 Fax: 414-461-3812

BILL OF LADING

1. Shipper ID Number	2. Page 1 of	3. Emergency Response Phone	4. Tracking Number
NCVSQG		(800) 814-1204	CES 143975

SHIPPER

5. Shipper's Name and Mailing Address
Colonial Pipeline Company
14108 Huntersville-Concord Road
Huntersvile North Carolina 28078
Shipper's Phone:

Shipper's Site Address (if different than mailing address)
Colonial Pipeline Company
14108 Huntersville-Concord Road
Huntersvile North Carolina 28078

6. Transporter 1 Company Name: Covanta Environmental Solutions
U.S. EPA ID Number: PAR000043026

7. Transporter 2 Company Name:
U.S. EPA ID Number:

8. Consignee Name and Site Address
Covanta Environmental Solutions LLC
2503 Fayetteville Street
Asheboro NC 27203 (336) 683-0911
Facility's Phone:

U.S. EPA ID Number: NCR000135384

HM	9. Shipping Name and Description	10. Containers No.	10. Containers Type	11. Total Quantity	12. Unit Wt./Vol.	
	1. X NA1993, Combustible liquid, n.o.s., (Contains <10% Gasoline), Comb liq, III, ERG# 128	1	TT	5725	G	PLACARD? None YES ☐ NO ☐
	2.					PLACARD? YES ☐ NO ☐
	3.					PLACARD? YES ☐ NO ☐
	4.					PLACARD? YES ☐ NO ☐

13. Special Handling Instructions and Additional Information

1 5005955 Petroleum Contact Water CWT: N/A PO#:

Trailer #____
Emergency Response Guide On-boa
Site arrival time 1200
Site departure time 1220
www.covanta.com

14. SHIPPER'S CERTIFICATION: I certify the materials are accurately described.

Shipper's/Offeror's Printed/Typed Name	Signature	Month	Day	Year
Tim Moyer For Adam Harris @ CPL	J. L. Moy	1	04	22

INT'L

15. International Shipments ☐ Import to U.S. ☐ Export from U.S. Port of entry/exit:
Transporter Signature (for exports only): Date leaving U.S.:

TRANSPORTER

16. Transporter Acknowledgment of Receipt of Materials

Transporter 1 Printed/Typed Name	Signature	Month	Day	Year
Bobby Jarrett	Bobby Jarrett	1	04	22
Transporter 2 Printed/Typed Name	Signature	Month	Day	Year

DESIGNATED CONSIGNEE

17. Discrepancy

17a. Discrepancy Indication Space ☐ Quantity ☐ Type ☐ Residue ☐ Partial Rejection ☐ Full Rejection

Bill of Lading Reference Number:

17b. Alternate Consignee (or Shipper)
U.S. EPA ID Number
Facility's Phone:

17c. Signature of Alternate Consignee (or Shipper) — Month / Day / Year

18. Designated Receiving Facility Owner or Operator: Certification of receipt of materials covered by the bill of lading except as noted in Item 17a

Printed/Typed Name	Signature	Month	Day	Year
Kaline Davis	Kaline Davis	1	4	22

COVANTA
Environmental Solutions

Corporate Office
5300 N 33rd St. - Milwaukee, WI 53209
Phone: 800-842-9792 Fax: 414-461-3812

SO253525

BILL OF LADING

1. Shipper ID Number	2. Page 1 of	3. Emergency Response Phone	4. Tracking Number
NCVSQG		(800) 814-1204	CES 143973

SHIPPER

5. Shipper's Name and Mailing Address
Colonial Pipeline Company
14108 Huntersville-Concord Road
Huntersvile North Carolina 28078
Shipper's Phone:

Shipper's Site Address (if different than mailing address)
Colonial Pipeline Company
14108 Huntersville-Concord Road
Huntersvile North Carolina 28078

6. Transporter 1 Company Name
Covanta Environmental Solutions
U.S. EPA ID Number
PAR000043026

7. Transporter 2 Company Name
U.S. EPA ID Number

8. Consignee Name and Site Address
Covanta Environmental Solutions LLC
2503 Fayetteville Street
Asheboro NC 27203 (336) 683-0911
Facility's Phone:
U.S. EPA ID Number
NCR000135384

HM	9. Shipping Name and Description	10. Containers No.	10. Containers Type	11. Total Quantity	12. Unit Wt./Vol.	
	1. X NA1993, Combustible liquid, n.o.s., (Contains <10% Gasoline), Comb liq, III, ERG# 128	01	TT	575	G	PLACARD? YES ☐ NO ☐ None
	2.					PLACARD? YES ☐ NO ☐
	3.					PLACARD? YES ☐ NO ☐
	4.					PLACARD? YES ☐ NO ☐

13. Special Handling Instructions and Additional Information
1 5005955 Petroleum Contact Water CWT: N/A PO#:

MB39
Trailer #34
Emergency Response Guide On-boa
Site arrival time 1350
Site departure time 1410
www.covanta.com

14. SHIPPER'S CERTIFICATION: I certify the materials are accurately described.

Shipper's/Offeror's Printed/Typed Name	Signature	Month	Day	Year
Tim Moyer for Adam Harris @ CPL	T. T. Moy	01	04	22

INT'L

15. International Shipments ☐ Import to U.S. ☐ Export from U.S. Port of entry/exit:
Transporter Signature (for exports only): Date leaving U.S.:

TRANSPORTER

16. Transporter Acknowledgment of Receipt of Materials

Transporter 1 Printed/Typed Name	Signature	Month	Day	Year
Jamie Maxwell	Jamie Maxwell	01	04	22
Transporter 2 Printed/Typed Name	Signature	Month	Day	Year

DESIGNATED CONSIGNEE

17. Discrepancy

17a. Discrepancy Indication Space ☐ Quantity ☐ Type ☐ Residue ☐ Partial Rejection ☐ Full Rejection

Bill of Lading Reference Number:

17b. Alternate Consignee (or Shipper)
U.S. EPA ID Number
Facility's Phone:

17c. Signature of Alternate Consignee (or Shipper)
Month Day Year

18. Designated Receiving Facility Owner or Operator: Certification of receipt of materials covered by the bill of lading except as noted in Item 17a

Printed/Typed Name	Signature	Month	Day	Year
Kaline Davis		1	4	22

COVANTA
Environmental Solutions

TK# 38/TRL# 60

Corporate Office
5300 N 33rd St. - Milwaukee, WI 53209
Phone: 800-842-9792 Fax: 414-461-3812

BILL OF LADING

1. Shipper ID Number	2. Page 1 of	3. Emergency Response Phone	4. Tracking Number
NCVSQG		SQ253808 (800) 814-1204	CES 142784

5. Shipper's Name and Mailing Address
Colonial Pipeline Company
14108 Huntersville-Concord Road
Huntersvile North Carolina 28078
Shipper's Phone:

Shipper's Site Address (if different than mailing address)
Colonial Pipeline Company
14108 Huntersville-Concord Road
Huntersvile North Carolina 28078

6. Transporter 1 Company Name: Covanta Environmental Solutions
U.S. EPA ID Number: PAR000043026

7. Transporter 2 Company Name
U.S. EPA ID Number

8. Consignee Name and Site Address
Covanta Environmental Solutions LLC
2503 Fayetteville Street
Asheboro NC 27203 (336) 683-0911
Facility's Phone:
U.S. EPA ID Number: NCR000135384

HM	9. Shipping Name and Description	10. Containers No.	10. Containers Type	11. Total Quantity	12. Unit Wt./Vol.	
	1. X NA1993, Combustible liquid, n.o.s., (Contains <10% Gasoline), Comb liq, III, ERG# 128	1	TT	5125	G	PLACARD? YES ☐ NO ☐ None
	2.					PLACARD? YES ☐ NO ☐
	3.					PLACARD? YES ☐ NO ☐
	4.					PLACARD? YES ☐ NO ☐

13. Special Handling Instructions and Additional Information
1 5005955 Petroleum Contact Water CWT: N/A PO#:

Trailer #:
Emergency Response Guide On-boar
Site arrival time 7:45
Site departure time 8:10
www.covanta.com

14. SHIPPER'S CERTIFICATION: I certify the materials are accurately described.

Shipper's/Offeror's Printed/Typed Name: Tim Moyer for Adam Harris @ CPL
Signature: T.T. Moy
Month: 1 Day: 5 Year: 22

INT'L
15. International Shipments ☐ Import to U.S. ☐ Export from U.S. Port of entry/exit:
Transporter Signature (for exports only): Date leaving U.S.:

TRANSPORTER
16. Transporter Acknowledgment of Receipt of Materials

Transporter 1 Printed/Typed Name: Bobby Jarrett
Signature: Bobby Jarrett
Month: 1 Day: 5 Year: 22

Transporter 2 Printed/Typed Name
Signature
Month Day Year

DESIGNATED CONSIGNEE
17. Discrepancy

17a. Discrepancy Indication Space ☐ Quantity ☐ Type ☐ Residue ☐ Partial Rejection ☐ Full Rejection

Bill of Lading Reference Number:

17b. Alternate Consignee (or Shipper)
U.S. EPA ID Number
Facility's Phone:

17c. Signature of Alternate Consignee (or Shipper)
Month Day Year

18. Designated Receiving Facility Owner or Operator: Certification of receipt of materials covered by the bill of lading except as noted in Item 17a

Printed/Typed Name: Sherry Furrow
Signature
Month: 1 Day: 5 Year: 22

COVANTA
Environmental Solutions

SO25380

Corporate Office
5300 N 33rd St. - Milwaukee, WI 53209
Phone: 800-842-9792 Fax: 414-461-3812

BILL OF LADING

1. Shipper ID Number	2. Page 1 of	3. Emergency Response Phone	4. Tracking Number
NCVSQG		(800) 814-1204	CES 142781

5. Shipper's Name and Mailing Address
Colonial Pipeline Company
14108 Huntersville-Concord Road
Huntersvile North Carolina 28078
Shipper's Phone:

Shipper's Site Address (if different than mailing address)
Colonial Pipeline Company
14108 Huntersville-Concord Road
Huntersvile North Carolina 28078

6. Transporter 1 Company Name: Covanta Environmental Solutions — U.S. EPA ID Number: PAR000043026

7. Transporter 2 Company Name — U.S. EPA ID Number:

8. Consignee Name and Site Address
Covanta Environmental Solutions LLC
2503 Fayetteville Street
Asheboro NC 27203 (336) 683-0911
Facility's Phone:

U.S. EPA ID Number: NCR000135384

HM	9. Shipping Name and Description	10. Containers No.	10. Containers Type	11. Total Quantity	12. Unit Wt./Vol.	
	1. X NA1993, Combustible liquid, n.o.s., (Contains <10% Gasoline), Comb liq, III, ERG# 128	01	TT	5725	G	PLACARD? YES ☐ NO ☐ None
	2.					PLACARD? YES ☐ NO ☐
	3.					PLACARD? YES ☐ NO ☐
	4.					PLACARD? YES ☐ NO ☐

13. Special Handling Instructions and Additional Information
1 5005955 Petroleum Contact Water CWT: N/A PO#:

PA39
Trailer #34
Emergency Response Guide On-bo
Site arrival time 0810
Site departure time 0845
www.covanta.com

14. SHIPPER'S CERTIFICATION: I certify the materials are accurately described.

Shipper's/Offeror's Printed/Typed Name	Signature	Month	Day	Year
Tim Moyer For Adam Harris@CPL	T-t-Moy	01	05	22

INT'L
15. International Shipments ☐ Import to U.S. ☐ Export from U.S. Port of entry/exit:
Transporter Signature (for exports only): Date leaving U.S.:

TRANSPORTER
16. Transporter Acknowledgment of Receipt of Materials

Transporter 1 Printed/Typed Name	Signature	Month	Day	Year
Jamie Merrell	Jamie Merrell	01	05	22
Transporter 2 Printed/Typed Name	Signature	Month	Day	Year

DESIGNATED CONSIGNEE
17. Discrepancy
17a. Discrepancy Indication Space ☐ Quantity ☐ Type ☐ Residue ☐ Partial Rejection ☐ Full Rejection
Bill of Lading Reference Number:
17b. Alternate Consignee (or Shipper) — U.S. EPA ID Number
Facility's Phone:
17c. Signature of Alternate Consignee (or Shipper) — Month Day Year

18. Designated Receiving Facility Owner or Operator: Certification of receipt of materials covered by the bill of lading except as noted in Item 17a

Printed/Typed Name	Signature	Month	Day	Year
Merry Ferrell	Merry Ferrell	1	5	22

COVANTA
Environmental Solutions

38/60

SO253806

Corporate Office
5300 N 33rd St. - Milwaukee, WI 53209
Phone: 800-842-9792 Fax: 414-461-3812

BILL OF LADING

1. Shipper ID Number	2. Page 1 of	3. Emergency Response Phone	4. Tracking Number
NCVSQG		(800) 814-1204	CES 142783

SHIPPER

5. Shipper's Name and Mailing Address
Colonial Pipeline Company
14108 Huntersville-Concord Road
Huntersvile North Carolina 28078
Shipper's Phone:

Shipper's Site Address (if different than mailing address)
Colonial Pipeline Company
14108 Huntersville-Concord Road
Huntersvile North Carolina 28078

6. Transporter 1 Company Name
Covanta Environmental Solutions
U.S. EPA ID Number: PAR000043026

7. Transporter 2 Company Name
U.S. EPA ID Number:

8. Consignee Name and Site Address
Covanta Environmental Solutions LLC
2503 Fayetteville Street
Asheboro NC 27203 (336) 683-0911
Facility's Phone:
U.S. EPA ID Number: NCR000135384

HM	9. Shipping Name and Description	10. Containers No.	10. Containers Type	11. Total Quantity	12. Unit Wt./Vol.	
	1. X NA1993, Combustible liquid, n.o.s., (Contains <10% Gasoline), Comb liq, III, ERG# 128	1	TT	5125	G	PLACARD? YES ☐ NO ☐ None
	2.					PLACARD? YES ☐ NO ☐
	3.					PLACARD? YES ☐ NO ☐
	4.					PLACARD? YES ☐ NO ☐

13. Special Handling Instructions and Additional Information
1 5005955 Petroleum Contact Water CWT: N/A PO#:

Trailer #____
Emergency Response Guide On-boa
Site arrival time 10:10
Site departure time 10 45
www.covanta.com

14. SHIPPER'S CERTIFICATION: I certify the materials are accurately described.

Shipper's/Offeror's Printed/Typed Name	Signature	Month	Day	Year
Tim Moyer for Adam Harris@CPL	T. L. Moy	1	5	22

INT'L

15. International Shipments ☐ Import to U.S. ☐ Export from U.S. Port of entry/exit:
Transporter Signature (for exports only): Date leaving U.S.:

TRANSPORTER

16. Transporter Acknowledgment of Receipt of Materials

Transporter 1 Printed/Typed Name	Signature	Month	Day	Year
Bobby Jarrett	Bobby Jarrett	1	5	22
Transporter 2 Printed/Typed Name	Signature	Month	Day	Year

DESIGNATED CONSIGNEE

17. Discrepancy

17a. Discrepancy Indication Space ☐ Quantity ☐ Type ☐ Residue ☐ Partial Rejection ☐ Full Rejection

Bill of Lading Reference Number:

17b. Alternate Consignee (or Shipper)
U.S. EPA ID Number:
Facility's Phone:

17c. Signature of Alternate Consignee (or Shipper) Month Day Year

18. Designated Receiving Facility Owner or Operator: Certification of receipt of materials covered by the bill of lading except as noted in Item 17a

Printed/Typed Name	Signature	Month	Day	Year
Sherry Ferrell	Sherry Ferrell	1	5	22

COVANTA
Environmental Solutions

Corporate Office
5300 N 33rd St. - Milwaukee, WI 53209
Phone: 800-842-9792 Fax: 414-461-3812

SO253803

BILL OF LADING

1. Shipper ID Number	2. Page 1 of	3. Emergency Response Phone	4. Tracking Number
NCVSQG		(800) 814-1204	CES 142782

SHIPPER

5. Shipper's Name and Mailing Address
Colonial Pipeline Company
14108 Huntersville-Concord Road
Huntersvile North Carolina 28078
Shipper's Phone:

Shipper's Site Address (if different than mailing address)
Colonial Pipeline Company
14108 Huntersville-Concord Road
Huntersvile North Carolina 28078

6. Transporter 1 Company Name: Covanta Environmental Solutions
U.S. EPA ID Number: PAR000043026

7. Transporter 2 Company Name:
U.S. EPA ID Number:

8. Consignee Name and Site Address
Covanta Environmental Solutions LLC
2503 Fayetteville Street
Asheboro NC 27203 (336) 683-0911
Facility's Phone:
U.S. EPA ID Number: NCR000135384

HM	9. Shipping Name and Description	10. Containers No.	10. Containers Type	11. Total Quantity	12. Unit Wt./Vol.	
	1. X NA1993, Combustible liquid, n.o.s., (Contains <10% Gasoline), Comb liq, III, ERG# 128	01	TT	5725	G	PLACARD? YES ☐ NO ☒ None
	2.					PLACARD? YES ☐ NO ☐
	3.					PLACARD? YES ☐ NO ☐
	4.					PLACARD? YES ☐ NO ☐

13. Special Handling Instructions and Additional Information
1 5005955 Petroleum Contact Water CWT: N/A PO#:

M 39
Trailer #34
Emergency Response Guide On-boa
Site arrival time 1100
Site departure time 1135
www.covanta.com

14. SHIPPER'S CERTIFICATION: I certify the materials are accurately described.

Shipper's/Offeror's Printed/Typed Name	Signature	Month	Day	Year
Adam Herrs		1	5	22

INT'L

15. International Shipments ☐ Import to U.S. ☐ Export from U.S. Port of entry/exit:
Transporter Signature (for exports only): Date leaving U.S.:

TRANSPORTER

16. Transporter Acknowledgment of Receipt of Materials

Transporter 1 Printed/Typed Name	Signature	Month	Day	Year
Jamie McNeil		1	5	22
Transporter 2 Printed/Typed Name	Signature	Month	Day	Year

DESIGNATED CONSIGNEE

17. Discrepancy

17a. Discrepancy Indication Space ☐ Quantity ☐ Type ☐ Residue ☐ Partial Rejection ☐ Full Rejection

Bill of Lading Reference Number:

17b. Alternate Consignee (or Shipper)
U.S. EPA ID Number:
Facility's Phone:

17c. Signature of Alternate Consignee (or Shipper)

Month	Day	Year

18. Designated Receiving Facility Owner or Operator: Certification of receipt of materials covered by the bill of lading except as noted in Item 17a

Printed/Typed Name	Signature	Month	Day	Year
Henry Ferrell		1	5	22

COVANTA
Environmental Solutions

38/60

SO253802

Corporate Office
5300 N 33rd St. - Milwaukee, WI 53209
Phone: 800-842-9792 Fax: 414-461-3812

BILL OF LADING

1. Shipper ID Number	2. Page 1 of	3. Emergency Response Phone	4. Tracking Number
NCVSQG		(800) 814-1204	CES 142780

SHIPPER

5. Shipper's Name and Mailing Address
Colonial Pipeline Company
14108 Huntersville-Concord Road
Huntersvile North Carolina 28078
Shipper's Phone:

Shipper's Site Address (if different than mailing address)
Colonial Pipeline Company
14108 Huntersville-Concord Road
Huntersvile North Carolina 28078

6. Transporter 1 Company Name
Covanta Environmental Solutions
U.S. EPA ID Number
PAR000043026

7. Transporter 2 Company Name
U.S. EPA ID Number

8. Consignee Name and Site Address
Covanta Environmental Solutions LLC
2503 Fayetteville Street
Asheboro NC 27203 (336) 683-0911
Facility's Phone:
U.S. EPA ID Number
NCR000135384

HM	9. Shipping Name and Description	10. Containers No.	10. Containers Type	11. Total Quantity	12. Unit Wt./Vol.	
	1. X NA1993, Combustible liquid, n.o.s., (Contains <10% Gasoline), Comb liq, III, ERG# 128	1	TT	5105	G	PLACARD? None YES ☐ NO ☐
	2.					PLACARD? YES ☐ NO ☐
	3.					PLACARD? YES ☐ NO ☐
	4.					PLACARD? YES ☐ NO ☐

13. Special Handling Instructions and Additional Information
1 5005955 Petroleum Contact Water CWT: N/A PO#:

Trailer #____
Emergency Response Guide Co-bo
Site arrival time 1245
Site departure time 1310
www.covanta.com

14. SHIPPER'S CERTIFICATION: I certify the materials are accurately described.

Shipper's/Offeror's Printed/Typed Name: Tim Moyer for Adam Harris@CPL
Signature: T. L Moyer
Month 1 Day 5 Year 22

INT'L

15. International Shipments ☐ Import to U.S. ☐ Export from U.S. Port of entry/exit:
Transporter Signature (for exports only): Date leaving U.S.:

TRANSPORTER

16. Transporter Acknowledgment of Receipt of Materials

Transporter 1 Printed/Typed Name: Bobby Joyner
Signature: Bobby Joyner
Month 1 Day 5 Year 22

Transporter 2 Printed/Typed Name:
Signature:
Month Day Year

DESIGNATED CONSIGNEE

17. Discrepancy

17a. Discrepancy Indication Space ☐ Quantity ☐ Type ☐ Residue ☐ Partial Rejection ☐ Full Rejection

Bill of Lading Reference Number:

17b. Alternate Consignee (or Shipper)
U.S. EPA ID Number
Facility's Phone:

17c. Signature of Alternate Consignee (or Shipper)
Month Day Year

18. Designated Receiving Facility Owner or Operator: Certification of receipt of materials covered by the bill of lading except as noted in Item 17a

Printed/Typed Name: Kaline Davis
Signature:
Month 1 Day 5 Year 22

COVANTA
Environmental Solutions

SO253800

Corporate Office
5300 N 33rd St. - Milwaukee, WI 53209
Phone: 800-842-9792 Fax: 414-461-3812

BILL OF LADING

1. Shipper ID Number	2. Page 1 of	3. Emergency Response Phone	4. Tracking Number
NCVSQG		(800) 814-1204	CES 142779

SHIPPER

5. Shipper's Name and Mailing Address
Colonial Pipeline Company
14108 Huntersville-Concord Road
Huntersvile North Carolina 28078
Shipper's Phone:

Shipper's Site Address (if different than mailing address)
Colonial Pipeline Company
14108 Huntersville-Concord Road
Huntersvile North Carolina 28078

6. Transporter 1 Company Name: Covanta Environmental Solutions
U.S. EPA ID Number: PAR000043026

7. Transporter 2 Company Name:
U.S. EPA ID Number:

8. Consignee Name and Site Address
Covanta Environmental Solutions LLC
2503 Fayetteville Street
Asheboro NC 27203 (336) 683-0911
Facility's Phone:
U.S. EPA ID Number: NCR000135384

HM	9. Shipping Name and Description	10. Containers No.	10. Containers Type	11. Total Quantity	12. Unit Wt./Vol.	
	1. X NA1993, Combustible liquid, n.o.s., (Contains <10% Gasoline), Comb liq, III, ERG# 128	01	TT	5725	G	PLACARD? YES ☐ NO ☐ None
	2.					PLACARD? YES ☐ NO ☐
	3.					PLACARD? YES ☐ NO ☐
	4.					PLACARD? YES ☐ NO ☐

13. Special Handling Instructions and Additional Information
1 5005955 Petroleum Contact Water CWT: N/A PO#:

R035
Trailer # 54
Emergency Response Guide On-bo
Site arrival time 1345
Site departure time 1405 ~~1405~~
www.covanta.com JM

14. SHIPPER'S CERTIFICATION: I certify the materials are accurately described.

Shipper's/Offeror's Printed/Typed Name: Tim Moyer for Adam Harris @ CPL
Signature: T. L. Moyer
Month 01 Day 05 Year 22

INT'L

15. International Shipments ☐ Import to U.S. ☐ Export from U.S. Port of entry/exit:
Transporter Signature (for exports only): Date leaving U.S.:

TRANSPORTER

16. Transporter Acknowledgment of Receipt of Materials

Transporter 1 Printed/Typed Name: Jamie Mercer
Signature: Jamie Mercer
Month 01 Day 05 Year 22

Transporter 2 Printed/Typed Name:
Signature:
Month Day Year

DESIGNATED CONSIGNEE

17. Discrepancy

17a. Discrepancy Indication Space ☐ Quantity ☐ Type ☐ Residue ☐ Partial Rejection ☐ Full Rejection

Bill of Lading Reference Number:

17b. Alternate Consignee (or Shipper)
U.S. EPA ID Number:
Facility's Phone:

17c. Signature of Alternate Consignee (or Shipper)
Month Day Year

18. Designated Receiving Facility Owner or Operator: Certification of receipt of materials covered by the bill of lading except as noted in Item 17a

Printed/Typed Name: Kaline Davis
Signature:
Month 1 Day 5 Year 22

COVANTA
Environmental Solutions

38/60

SO253810

Corporate Office
5300 N 33rd St. - Milwaukee, WI 53209
Phone: 800-842-9792 Fax: 414-461-3812

BILL OF LADING

1. Shipper ID Number	2. Page 1 of	3. Emergency Response Phone	4. Tracking Number
NCVSQG		(800) 814-1204	CES 142794

SHIPPER

5. Shipper's Name and Mailing Address
Colonial Pipeline Company
14108 Huntersville-Concord Road
Huntersvile North Carolina 28078
Shipper's Phone:

Shipper's Site Address (if different than mailing address)
Colonial Pipeline Company
14108 Huntersville-Concord Road
Huntersvile North Carolina 28078

6. Transporter 1 Company Name: Covanta Environmental Solutions
U.S. EPA ID Number: PAR000043026

7. Transporter 2 Company Name:
U.S. EPA ID Number:

8. Consignee Name and Site Address
Covanta Environmental Solutions LLC
2503 Fayetteville Street
Asheboro NC 27203 (336) 683-0911
Facility's Phone:
U.S. EPA ID Number: NCR000135384

HM	9. Shipping Name and Description	10. Containers No.	10. Containers Type	11. Total Quantity	12. Unit Wt./Vol.	
	1. X NA1993, Combustible liquid, n.o.s., (Contains <10% Gasoline), Comb liq, III, ERG# 128	1	TT	5125	G	PLACARD? YES ☐ NO ☐ None
	2.					PLACARD? YES ☐ NO ☐
	3.					PLACARD? YES ☐ NO ☐
	4.					PLACARD? YES ☐ NO ☐

13. Special Handling Instructions and Additional Information
1 5005955 Petroleum Contact Water CWT: N/A PO#:

Trailer #____
Emergency Response Guide On-boa
Site arrival time 7:45
Site departure time 8:10
www.covanta.com

14. SHIPPER'S CERTIFICATION: I certify the materials are accurately described.

Shipper's/Offeror's Printed/Typed Name	Signature	Month	Day	Year
Tim Moyer for Adam Harris @ CPL	T. L. Moye	1	6	22

INT'L

15. International Shipments ☐ Import to U.S. ☐ Export from U.S. Port of entry/exit:
Transporter Signature (for exports only): Date leaving U.S.:

TRANSPORTER

16. Transporter Acknowledgment of Receipt of Materials

Transporter 1 Printed/Typed Name	Signature	Month	Day	Year
Bobby Jarrett	Bobby Jarrett	1	6	22
Transporter 2 Printed/Typed Name	Signature	Month	Day	Year

DESIGNATED CONSIGNEE

17. Discrepancy

17a. Discrepancy Indication Space ☐ Quantity ☐ Type ☐ Residue ☐ Partial Rejection ☐ Full Rejection

Bill of Lading Reference Number:

17b. Alternate Consignee (or Shipper)
U.S. EPA ID Number:
Facility's Phone:

17c. Signature of Alternate Consignee (or Shipper) — Month / Day / Year

18. Designated Receiving Facility Owner or Operator: Certification of receipt of materials covered by the bill of lading except as noted in Item 17a

Printed/Typed Name	Signature	Month	Day	Year
Shary Farrell	Shary Farrell	1	6	22

COVANTA
Environmental Solutions

Corporate Office
5300 N 33rd St. - Milwaukee, WI 53209
Phone: 800-842-9792 Fax: 414-461-3812

SO253811

BILL OF LADING	1. Shipper ID Number	2. Page 1 of	3. Emergency Response Phone	4. Tracking Number
	NCVSQG		(800) 814-1204	CES 142793

SHIPPER

5. Shipper's Name and Mailing Address
Colonial Pipeline Company
14108 Huntersville-Concord Road
Huntersvile North Carolina 28078
Shipper's Phone:

Shipper's Site Address (if different than mailing address)
Colonial Pipeline Company
14108 Huntersville-Concord Road
Huntersvile North Carolina 28078

6. Transporter 1 Company Name: Covanta Environmental Solutions
U.S. EPA ID Number: PAR000043026

7. Transporter 2 Company Name:
U.S. EPA ID Number:

8. Consignee Name and Site Address
Covanta Environmental Solutions LLC
2503 Fayetteville Street
Asheboro NC 27203 (336) 683-0911
Facility's Phone:
U.S. EPA ID Number: NCR000135384

HM	9. Shipping Name and Description	10. Containers No.	10. Containers Type	11. Total Quantity	12. Unit Wt./Vol.	
	1. X NA1993, Combustible liquid, n.o.s., (Contains <10% Gasoline), Comb liq, III, ERG# 128	01	TT	575	G	PLACARD? YES ☐ None ☐
	2.					PLACARD? YES ☐ NO ☐
	3.					PLACARD? YES ☐ NO ☐
	4.					PLACARD? YES ☐ NO ☐

13. Special Handling Instructions and Additional Information
1 5005955 Petroleum Contact Water CWT: N/A PO#:

ND39
Trailer # 34
Emergency Response Guide On-boa
Site arrival time 0810
Site departure time 0845
www.covanta.com

14. SHIPPER'S CERTIFICATION: I certify the materials are accurately described.

Shipper's/Offeror's Printed/Typed Name: Deric Reaper
Signature:
Month 01 Day 06 Year 22

INT'L

15. International Shipments ☐ Import to U.S. ☐ Export from U.S. Port of entry/exit:
Transporter Signature (for exports only): Date leaving U.S.:

TRANSPORTER

16. Transporter Acknowledgment of Receipt of Materials

Transporter 1 Printed/Typed Name: Jamie Merrell
Signature:
Month 01 Day 06 Year 22

Transporter 2 Printed/Typed Name:
Signature:
Month Day Year

DESIGNATED CONSIGNEE

17. Discrepancy

17a. Discrepancy Indication Space ☐ Quantity ☐ Type ☐ Residue ☐ Partial Rejection ☐ Full Rejection

Bill of Lading Reference Number:

17b. Alternate Consignee (or Shipper)
U.S. EPA ID Number
Facility's Phone:

17c. Signature of Alternate Consignee (or Shipper)
Month Day Year

18. Designated Receiving Facility Owner or Operator: Certification of receipt of materials covered by the bill of lading except as noted in Item 17a

Printed/Typed Name: Sherry Farrell
Signature:
Month 1 Day 6 Year 22

COVANTA
Environmental Solutions

38/40

SO253813

Corporate Office
5300 N 33rd St. - Milwaukee, WI 53209
Phone: 800-842-9792 Fax: 414-461-3812

BILL OF LADING

1. Shipper ID Number	2. Page 1 of	3. Emergency Response Phone	4. Tracking Number
NCVSQG		(800) 814-1204	CES 142792

SHIPPER

5. Shipper's Name and Mailing Address
Colonial Pipeline Company
14108 Huntersville-Concord Road
Huntersvile North Carolina 28078
Shipper's Phone:

Shipper's Site Address (if different than mailing address)
Colonial Pipeline Company
14108 Huntersville-Concord Road
Huntersvile North Carolina 28078

6. Transporter 1 Company Name: Covanta Environmental Solutions
U.S. EPA ID Number: PAR000043026

7. Transporter 2 Company Name:
U.S. EPA ID Number:

8. Consignee Name and Site Address
Covanta Environmental Solutions LLC
2503 Fayetteville Street
Asheboro NC 27203 (336) 683-0911
Facility's Phone:

U.S. EPA ID Number: NCR000135384

HM	9. Shipping Name and Description	10. Containers No.	10. Containers Type	11. Total Quantity	12. Unit Wt./Vol.	
	1. X NA1993, Combustible liquid, n.o.s., (Contains <10% Gasoline), Comb liq, III, ERG# 128	1	TT	5125	G	PLACARD? YES ☐ NO ☐ None
	2.					PLACARD? YES ☐ NO ☐
	3.					PLACARD? YES ☐ NO ☐
	4.					PLACARD? YES ☐ NO ☐

13. Special Handling Instructions and Additional Information
1 5005955 Petroleum Contact Water CWT: N/A PO#:

Trailer #:
Emergency Response Guide On-bo
Site arrival time 1015
Site departure time 1040
www.covanta.com

14. SHIPPER'S CERTIFICATION: I certify the materials are accurately described.

Shipper's/Offeror's Printed/Typed Name	Signature	Month	Day	Year
Tim Moyer for Adam Harris @ CPL	T. L. Moyer	1	6	22

INT'L

15. International Shipments ☐ Import to U.S. ☐ Export from U.S. Port of entry/exit:
Transporter Signature (for exports only): Date leaving U.S.:

TRANSPORTER

16. Transporter Acknowledgment of Receipt of Materials

Transporter 1 Printed/Typed Name	Signature	Month	Day	Year
Bobby Jarrett	Bobby Jarrett	1	6	22
Transporter 2 Printed/Typed Name	Signature	Month	Day	Year

DESIGNATED CONSIGNEE

17. Discrepancy

17a. Discrepancy Indication Space ☐ Quantity ☐ Type ☐ Residue ☐ Partial Rejection ☐ Full Rejection

Bill of Lading Reference Number:

17b. Alternate Consignee (or Shipper)
U.S. EPA ID Number:
Facility's Phone:

17c. Signature of Alternate Consignee (or Shipper) — Month / Day / Year

18. Designated Receiving Facility Owner or Operator: Certification of receipt of materials covered by the bill of lading except as noted in Item 17a

Printed/Typed Name	Signature	Month	Day	Year
Sherry Ferrell	Sherry Ferrell	1	6	22

COVANTA
Environmental Solutions

~~SO253814~~ ~~SO254197~~

Corporate Office
5300 N 33rd St. - Milwaukee, WI 53209
Phone: 800-842-9792 Fax: 414-461-3812

BILL OF LADING

1. Shipper ID Number	2. Page 1 of	3. Emergency Response Phone	4. Tracking Number
NCDR000135384		(800) 814-1204	CES 142795

5. Shipper's Name and Mailing Address

~~CES - Asheboro~~ Colonial Pipeline Company
~~2503 N Fayetteville Street~~ 14108 Huntersville Concord Road Huntersville NC 28078
~~Asheboro North Carolina 27203~~ (336) 683-0911

Shipper's Phone:

Shipper's Site Address (if different than mailing address)

~~CES - Asheboro~~ Colonial Pipeline Company
~~2503 N Fayetteville Street~~ 14108 Huntersville Concord Rd
~~Asheboro North Carolina 27203~~ Huntersville NC 28078

6. Transporter 1 Company Name: Covanta Environmental Solutions — U.S. EPA ID Number: PAR000043026

7. Transporter 2 Company Name — U.S. EPA ID Number:

8. Consignee Name and Site Address
Heritage Crystal Clean
2115 Speedrail Court
Concord NC 28025 (224) 325-6438

Facility's Phone: — U.S. EPA ID Number:

HM	9. Shipping Name and Description	10. Containers No.	10. Containers Type	11. Total Quantity	12. Unit Wt./Vol.	
	1. Non-RCRA, Non-DOT Regulated Material	01	TT	5725	G	PLACARD? YES ☐ NO ☐ Name
	2.					PLACARD? YES ☐ NO ☐
	3.					PLACARD? YES ☐ NO ☐
	4.					PLACARD? YES ☐ NO ☐

13. Special Handling Instructions and Additional Information

1 461199-1 Petroleum Contact Water CWT: N/A PO#:

M39
Trailer # 34
Emergency Response Guide On-bo
Site arrival time 1100
Site departure time 1125
www.covanta.com

14. SHIPPER'S CERTIFICATION: I certify the materials are accurately described.

Shipper's/Offeror's Printed/Typed Name: Tim Moyer for Adam Harris @ CPL — Signature: T. L. Moy — Month 01 Day 06 Year 22

INT'L

15. International Shipments ☐ Import to U.S. ☐ Export from U.S. Port of entry/exit:

Transporter Signature (for exports only): Date leaving U.S.:

TRANSPORTER

16. Transporter Acknowledgment of Receipt of Materials

Transporter 1 Printed/Typed Name: Jamie Newell — Signature: Jamie Newell — Month 01 Day 06 Year 22

Transporter 2 Printed/Typed Name — Signature — Month Day Year

DESIGNATED CONSIGNEE

17. Discrepancy

17a. Discrepancy Indication Space ☐ Quantity ☐ Type ☐ Residue ☐ Partial Rejection ☐ Full Rejection

Bill of Lading Reference Number:

17b. Alternate Consignee (or Shipper) — U.S. EPA ID Number:

Facility's Phone:

17c. Signature of Alternate Consignee (or Shipper) — Month Day Year

18. Designated Receiving Facility Owner or Operator: Certification of receipt of materials covered by the bill of lading except as noted in Item 17a

Printed/Typed Name: Sherry Ferrell — Signature: Sherry Ferrell — Month 1 Day 6 Year 22

COVANTA
Environmental Solutions

38/60

SO253815

Corporate Office
5300 N 33rd St. - Milwaukee, WI 53209
Phone: 800-842-9792 Fax: 414-461-3812

BILL OF LADING

1. Shipper ID Number	2. Page 1 of	3. Emergency Response Phone	4. Tracking Number
NCVSQG		(800) 814-1204	CES 142791

SHIPPER

5. Shipper's Name and Mailing Address
Colonial Pipeline Company
14108 Huntersville-Concord Road
Huntersvile North Carolina 28078
Shipper's Phone:

Shipper's Site Address (if different than mailing address)
Colonial Pipeline Company
14108 Huntersville-Concord Road
Huntersvile North Carolina 28078

6. Transporter 1 Company Name: Covanta Environmental Solutions
U.S. EPA ID Number: PAR000043026

7. Transporter 2 Company Name:
U.S. EPA ID Number:

8. Consignee Name and Site Address
Covanta Environmental Solutions LLC
2503 Fayetteville Street
Asheboro NC 27203 (336) 683-0911
Facility's Phone:
U.S. EPA ID Number: NCR000135384

HM	9. Shipping Name and Description	10. Containers No.	10. Containers Type	11. Total Quantity	12. Unit Wt./Vol.	
	1. X NA1993, Combustible liquid, n.o.s., (Contains <10% Gasoline), Comb liq, III, ERG# 128	1	TT	525	G	PLACARD? YES ☐ NO ☒ None
	2.					PLACARD? YES ☐ NO ☐
	3.					PLACARD? YES ☐ NO ☐
	4.					PLACARD? YES ☐ NO ☐

13. Special Handling Instructions and Additional Information
1 5005955 Petroleum Contact Water CWT: N/A PO#:

Trailer #:
Emergency Response Guide On-boa
Site arrival time: 1240
Site departure time: 1.00
www.covanta.com

14. SHIPPER'S CERTIFICATION: I certify the materials are accurately described.

Shipper's/Offeror's Printed/Typed Name	Signature	Month	Day	Year
Tim Moyer For Adam Harris @ CPL	T. L. Moyer	1	6	22

INT'L

15. International Shipments ☐ Import to U.S. ☐ Export from U.S. Port of entry/exit:
Transporter Signature (for exports only): Date leaving U.S.:

TRANSPORTER

16. Transporter Acknowledgment of Receipt of Materials

Transporter 1 Printed/Typed Name	Signature	Month	Day	Year
Bobby Jarrott	Bobby Jarrott	1	6	22
Transporter 2 Printed/Typed Name	Signature	Month	Day	Year

DESIGNATED CONSIGNEE

17. Discrepancy

17a. Discrepancy Indication Space ☐ Quantity ☐ Type ☐ Residue ☐ Partial Rejection ☐ Full Rejection

Bill of Lading Reference Number:

17b. Alternate Consignee (or Shipper)
U.S. EPA ID Number:
Facility's Phone:

17c. Signature of Alternate Consignee (or Shipper) Month Day Year

18. Designated Receiving Facility Owner or Operator: Certification of receipt of materials covered by the bill of lading except as noted in Item 17a

Printed/Typed Name	Signature	Month	Day	Year
Katine Davis		1	6	22

COVANTA
Environmental Solutions

Corporate Office
5300 N 33rd St. - Milwaukee, WI 53209
Phone: 800-842-9792 Fax: 414-461-3812

SO253819

BILL OF LADING	1. Shipper ID Number	2. Page 1 of	3. Emergency Response Phone	4. Tracking Number
	NCVSQG		(800) 814-1204	CES 142790

SHIPPER

5. Shipper's Name and Mailing Address
Colonial Pipeline Company
14108 Huntersville-Concord Road
Huntersvile North Carolina 28078
Shipper's Phone:

Shipper's Site Address (if different than mailing address)
Colonial Pipeline Company
14108 Huntersville-Concord Road
Huntersvile North Carolina 28078

6. Transporter 1 Company Name: Covanta Environmental Solutions
U.S. EPA ID Number: PAR000043026

7. Transporter 2 Company Name:
U.S. EPA ID Number:

8. Consignee Name and Site Address
Covanta Environmental Solutions LLC
2503 Fayetteville Street
Asheboro NC 27203 (336) 683-0911
Facility's Phone:
U.S. EPA ID Number: NCR000135384

HM	9. Shipping Name and Description	10. Containers No.	10. Containers Type	11. Total Quantity	12. Unit Wt./Vol.	
	1. X NA1993, Combustible liquid, n.o.s., (Contains <10% Gasoline), Comb liq, III, ERG# 128	01	TT	565	G	PLACARD? YES ☐ NO ☐ None
	2.					PLACARD? YES ☐ NO ☐
	3.					PLACARD? YES ☐ NO ☐
	4.					PLACARD? YES ☐ NO ☐

13. Special Handling Instructions and Additional Information

1 5005955 Petroleum Contact Water CWT: N/A PO#:

ND 39
Trailer # 34
Emergency Response Guide On-bo
Site arrival time 1345
Site departure time 1405
www.covanta.com

14. SHIPPER'S CERTIFICATION: I certify the materials are accurately described.

Shipper's/Offeror's Printed/Typed Name: Tim Moyer for Adam Harris @ CPL
Signature: T. L. Moy
Month 01 Day 06 Year 22

INT'L

15. International Shipments ☐ Import to U.S. ☐ Export from U.S. Port of entry/exit:
Transporter Signature (for exports only): Date leaving U.S.:

TRANSPORTER

16. Transporter Acknowledgment of Receipt of Materials

Transporter 1 Printed/Typed Name: Jamie Moneill
Signature: Jamie Moneill
Month 01 Day 06 Year 22

Transporter 2 Printed/Typed Name:
Signature:
Month Day Year

DESIGNATED CONSIGNEE

17. Discrepancy

17a. Discrepancy Indication Space ☐ Quantity ☐ Type ☐ Residue ☐ Partial Rejection ☐ Full Rejection

Bill of Lading Reference Number:

17b. Alternate Consignee (or Shipper)
U.S. EPA ID Number
Facility's Phone:

17c. Signature of Alternate Consignee (or Shipper)
Month Day Year

18. Designated Receiving Facility Owner or Operator: Certification of receipt of materials covered by the bill of lading except as noted in Item 17a

Printed/Typed Name: Kaline Davis
Signature:
Month 1 Day 6 Year 22

COVANTA
Environmental Solutions

RD-40
TR-18

SO254017

Corporate Office
5300 N 33rd St. - Milwaukee, WI 53209
Phone: 800-842-9792 Fax: 414-461-3812

BILL OF LADING

1. Shipper ID Number	2. Page 1 of	3. Emergency Response Phone	4. Tracking Number
NCVSQG		(800) 814-1204	CES 142806

SHIPPER

5. Shipper's Name and Mailing Address
Colonial Pipeline Company
14108 Huntersville-Concord Road
Huntersvile North Carolina 28078
Shipper's Phone:

Shipper's Site Address (if different than mailing address)
Colonial Pipeline Company
14108 Huntersville-Concord Road
Huntersvile North Carolina 28078

6. Transporter 1 Company Name: Covanta Environmental Solutions
U.S. EPA ID Number: PAR000043026

7. Transporter 2 Company Name:
U.S. EPA ID Number:

8. Consignee Name and Site Address
Covanta Environmental Solutions LLC
2503 Fayetteville Street
Asheboro NC 27203 (336) 683-0911
Facility's Phone:
U.S. EPA ID Number: NCR000135384

HM	9. Shipping Name and Description	10. Containers No.	10. Containers Type	11. Total Quantity	12. Unit Wt./Vol.	
	1. X NA1993, Combustible liquid, n.o.s., (Contains <10% Gasoline), Comb liq, III, ERG# 128	1	TT	5125	G	PLACARD? YES ☐ NO ☐ None
	2.					PLACARD? YES ☐ NO ☐
	3.					PLACARD? YES ☐ NO ☐
	4.					PLACARD? YES ☐ NO ☐

13. Special Handling Instructions and Additional Information
1 5005955 Petroleum Contact Water CWT: N/A PO#:

Trailer # TR-18
Emergency Response Guide On-bo
Site arrival time 8:10 AM
Site departure time 8:40 AM
www.covanta.com

14. SHIPPER'S CERTIFICATION: I certify the materials are accurately described.
Shipper's/Offeror's Printed/Typed Name: Tim Moyer for Adam Harris @ CPL
Signature: T.T. Moyer
Month 1 Day 7 Year 22

INT'L
15. International Shipments ☐ Import to U.S. ☐ Export from U.S. Port of entry/exit:
Transporter Signature (for exports only): Date leaving U.S.:

TRANSPORTER
16. Transporter Acknowledgment of Receipt of Materials
Transporter 1 Printed/Typed Name: Bill Johnston
Signature: Bill Johnston
Month 1 Day 7 Year 22
Transporter 2 Printed/Typed Name:
Signature:
Month Day Year

DESIGNATED CONSIGNEE
17. Discrepancy
17a. Discrepancy Indication Space ☐ Quantity ☐ Type ☐ Residue ☐ Partial Rejection ☐ Full Rejection
Bill of Lading Reference Number:
17b. Alternate Consignee (or Shipper)
U.S. EPA ID Number:
Facility's Phone:
17c. Signature of Alternate Consignee (or Shipper)
Month Day Year

18. Designated Receiving Facility Owner or Operator: Certification of receipt of materials covered by the bill of lading except as noted in Item 17a
Printed/Typed Name: Kaline Davis
Signature:
Month 1 Day 7 Year 22

COVANTA
Environmental Solutions

38/100

SO254023

Corporate Office
5300 N 33rd St. - Milwaukee, WI 53209
Phone: 800-842-9792 Fax: 414-461-3812

BILL OF LADING

1. Shipper ID Number	2. Page 1 of	3. Emergency Response Phone	4. Tracking Number
NCVSQG		(800) 814-1204	CES 142809

SHIPPER

5. Shipper's Name and Mailing Address
Colonial Pipeline Company
14108 Huntersville-Concord Road
Huntersvile North Carolina 28078
Shipper's Phone:

Shipper's Site Address (if different than mailing address)
Colonial Pipeline Company
14108 Huntersville-Concord Road
Huntersvile North Carolina 28078

6. Transporter 1 Company Name: Covanta Environmental Solutions
U.S. EPA ID Number: PAR000043026

7. Transporter 2 Company Name:
U.S. EPA ID Number:

8. Consignee Name and Site Address
Covanta Environmental Solutions LLC
2503 Fayetteville Street
Asheboro NC 27203 (336) 683-0911
Facility's Phone:
U.S. EPA ID Number: NCR000135384

HM	9. Shipping Name and Description	10. Containers No.	10. Containers Type	11. Total Quantity	12. Unit Wt./Vol.	
X	1. NA1993, Combustible liquid, n.o.s., (Contains <10% Gasoline), Comb liq, III, ERG# 128	1	TT	5125	G	PLACARD? YES ☐ NO ☐ None
	2.					PLACARD? YES ☐ NO ☐
	3.					PLACARD? YES ☐ NO ☐
	4.					PLACARD? YES ☐ NO ☐

13. Special Handling Instructions and Additional Information
1 5005955 Petroleum Contact Water CWT: N/A PO#:

Trailer #:
Emergency Response Guide On-bo
Site arrival time 7:35
Site departure time 8:00
www.covanta.com

14. SHIPPER'S CERTIFICATION: I certify the materials are accurately described.

Shipper's/Offeror's Printed/Typed Name	Signature	Month	Day	Year
Tim Moyer For Adam Harris@CPL	T. L. Moyer	1	7	22

INT'L

15. International Shipments ☐ Import to U.S. ☐ Export from U.S. Port of entry/exit:
Transporter Signature (for exports only): Date leaving U.S.:

TRANSPORTER

16. Transporter Acknowledgment of Receipt of Materials

Transporter 1 Printed/Typed Name	Signature	Month	Day	Year
Bobby Jarrett	Bobby Jarrett	1	7	22
Transporter 2 Printed/Typed Name	Signature	Month	Day	Year

DESIGNATED CONSIGNEE

17. Discrepancy
17a. Discrepancy Indication Space ☐ Quantity ☐ Type ☐ Residue ☐ Partial Rejection ☐ Full Rejection
Bill of Lading Reference Number:

17b. Alternate Consignee (or Shipper)
U.S. EPA ID Number:
Facility's Phone:

17c. Signature of Alternate Consignee (or Shipper) | Month | Day | Year |

18. Designated Receiving Facility Owner or Operator: Certification of receipt of materials covered by the bill of lading except as noted in Item 17a

Printed/Typed Name	Signature	Month	Day	Year
Kaline Davis		1	7	22

COVANTA
Environmental Solutions

SO254005

Corporate Office
5300 N 33rd St. - Milwaukee, WI 53209
Phone: 800-842-9792 Fax: 414-461-3812

BILL OF LADING

1. Shipper ID Number: NCVSQG
2. Page 1 of: 1
3. Emergency Response Phone: (800) 814-1204
4. Tracking Number: CES 142805

SHIPPER

5. Shipper's Name and Mailing Address
Colonial Pipeline Company
14108 Huntersville-Concord Road
Huntersvile North Carolina 28078
Shipper's Phone:

Shipper's Site Address (if different than mailing address)
Colonial Pipeline Company
14108 Huntersville-Concord Road
Huntersvile North Carolina 28078

6. Transporter 1 Company Name: Covanta Environmental Solutions
U.S. EPA ID Number: PAR000043026

7. Transporter 2 Company Name:
U.S. EPA ID Number:

8. Consignee Name and Site Address
Covanta Environmental Solutions LLC
2503 Fayetteville Street
Asheboro NC 27203 (336) 683-0911
Facility's Phone:

U.S. EPA ID Number: NCR000135384

HM	9. Shipping Name and Description	10. Containers No.	10. Containers Type	11. Total Quantity	12. Unit Wt./Vol.	
	1. X NA1993, Combustible liquid, n.o.s., (Contains <10% Gasoline), Comb liq, III, ERG# 128	1	TT	5124	G	PLACARD? None YES ☐ NO ☐
	2.					PLACARD? YES ☐ NO ☐
	3.					PLACARD? YES ☐ NO ☐
	4.					PLACARD? YES ☐ NO ☐

13. Special Handling Instructions and Additional Information
1 5005955 Petroleum Contact Water CWT: N/A PO#:

RD32

Trailer # 33
Emergency Response Guide On-t
Site arrival time 9:00
Site departure time 9:20
www.covanta.com

14. SHIPPER'S CERTIFICATION: I certify the materials are accurately described.

Shipper's/Offeror's Printed/Typed Name: Tim Moyer For Adam Harris @ CPL
Signature: T. L. Moyer
Month 1 Day 7 Year 22

INT'L

15. International Shipments ☐ Import to U.S. ☐ Export from U.S. Port of entry/exit:
Transporter Signature (for exports only): Date leaving U.S.:

TRANSPORTER

16. Transporter Acknowledgment of Receipt of Materials

Transporter 1 Printed/Typed Name: James Prather
Signature:
Month 1 Day 7 Year 22

Transporter 2 Printed/Typed Name:
Signature:
Month Day Year

DESIGNATED CONSIGNEE

17. Discrepancy

17a. Discrepancy Indication Space ☐ Quantity ☐ Type ☐ Residue ☐ Partial Rejection ☐ Full Rejection

Bill of Lading Reference Number:

17b. Alternate Consignee (or Shipper)
U.S. EPA ID Number:
Facility's Phone:

17c. Signature of Alternate Consignee (or Shipper)
Month Day Year

18. Designated Receiving Facility Owner or Operator: Certification of receipt of materials covered by the bill of lading except as noted in Item 17a

Printed/Typed Name: Kaline Davis
Signature:
Month 1 Day 7 Year 22

COVANTA
Environmental Solutions

38/60

SO253268

Corporate Office
5300 N 33rd St. - Milwaukee, WI 53209
Phone: 800-842-9792 Fax: 414-461-3812

BILL OF LADING

1. Shipper ID Number	2. Page 1 of	3. Emergency Response Phone	4. Tracking Number
NCVSQG		(800) 814-1204	CES 143941

SHIPPER

5. Shipper's Name and Mailing Address
Colonial Pipeline Company
14108 Huntersville-Concord Road
Huntersvile North Carolina 28078
Shipper's Phone:

Shipper's Site Address (if different than mailing address)
Colonial Pipeline Company
14108 Huntersville-Concord Road
Huntersvile North Carolina 28078

6. Transporter 1 Company Name: Covanta Environmental Solutions
U.S. EPA ID Number: PAR000043026

7. Transporter 2 Company Name:
U.S. EPA ID Number:

8. Consignee Name and Site Address
Covanta Environmental Solutions LLC
2503 Fayetteville Street
Asheboro NC 27203 (336) 683-0911
Facility's Phone:

U.S. EPA ID Number: NCR000135384

HM	9. Shipping Name and Description	10. Containers No.	10. Containers Type	11. Total Quantity	12. Unit Wt./Vol.	
	1. X NA1993, Combustible liquid, n.o.s., (Contains <10% Gasoline), Comb liq, III, ERG# 128	1	TT	5125	G	PLACARD? None YES ☐ NO ☐
	2.					PLACARD? YES ☐ NO ☐
	3.					PLACARD? YES ☐ NO ☐
	4.					PLACARD? YES ☐ NO ☐

13. Special Handling Instructions and Additional Information
1 5005955 Petroleum Contact Water CWT: N/A PO#:

Trailer #____
Emergency Response Guide On-b
Site arrival time 1150
Site departure time 1315
www.covanta.com

14. SHIPPER'S CERTIFICATION: I certify the materials are accurately described.

Shipper's/Offeror's Printed/Typed Name	Signature	Month	Day	Year
Tim Moyer for Adam Harris @ CPL	T. L. Moyer	1	7	22

INT'L

15. International Shipments ☐ Import to U.S. ☐ Export from U.S. Port of entry/exit:
Transporter Signature (for exports only): Date leaving U.S.:

TRANSPORTER

16. Transporter Acknowledgment of Receipt of Materials

Transporter 1 Printed/Typed Name	Signature	Month	Day	Year
Bobby Jarrett	Bobby Jarrett	1	7	22
Transporter 2 Printed/Typed Name	Signature	Month	Day	Year

DESIGNATED CONSIGNEE

17. Discrepancy

17a. Discrepancy Indication Space ☐ Quantity ☐ Type ☐ Residue ☐ Partial Rejection ☐ Full Rejection

Bill of Lading Reference Number:

17b. Alternate Consignee (or Shipper)
U.S. EPA ID Number:
Facility's Phone:

17c. Signature of Alternate Consignee (or Shipper)

Month	Day	Year

18. Designated Receiving Facility Owner or Operator: Certification of receipt of materials covered by the bill of lading except as noted in Item 17a

Printed/Typed Name	Signature	Month	Day	Year
Katine Davis		1	7	22

COVANTA
Environmental Solutions

RD-40
TR-18

SO254019

Corporate Office
5300 N 33rd St. - Milwaukee, WI 53209
Phone: 800-842-9792 Fax: 414-461-3812

BILL OF LADING

1. Shipper ID Number	2. Page 1 of	3. Emergency Response Phone	4. Tracking Number
NCVSQG		(800) 814-1204	CES 142808

SHIPPER

5. Shipper's Name and Mailing Address
Colonial Pipeline Company
14108 Huntersville-Concord Road
Huntersvile North Carolina 28078
Shipper's Phone:

Shipper's Site Address (if different than mailing address)
Colonial Pipeline Company
14108 Huntersville-Concord Road
Huntersvile North Carolina 28078

6. Transporter 1 Company Name: Covanta Environmental Solutions
U.S. EPA ID Number: PAR000043026

7. Transporter 2 Company Name:
U.S. EPA ID Number:

8. Consignee Name and Site Address
Covanta Environmental Solutions LLC
2503 Fayetteville Street
Asheboro NC 27203 (336) 683-0911
Facility's Phone:
U.S. EPA ID Number: NCR000135384

HM	9. Shipping Name and Description	10. Containers No.	10. Containers Type	11. Total Quantity	12. Unit Wt./Vol.	
X	1. NA1993, Combustible liquid, n.o.s., (Contains <10% Gasoline), Comb liq, III, ERG# 128	1	TT	5076	G	PLACARD? YES ☐ NO ☐
	2.					PLACARD? YES ☐ NO ☐
	3.					PLACARD? YES ☐ NO ☐
	4.					PLACARD? YES ☐ NO ☐

13. Special Handling Instructions and Additional Information
1 5005955 Petroleum Contact Water CWT: N/A PO#:

Trailer # TR-18
Emergency Response Guide On-boa
Site arrival time 12:28 PM
Site departure time 1:16 PM
www.covanta.com

14. SHIPPER'S CERTIFICATION: I certify the materials are accurately described.

Shipper's/Offeror's Printed/Typed Name	Signature	Month	Day	Year
Tim Moyer for Adam Harris @ CPL	T. L. Moy	1	7	22

INT'L

15. International Shipments ☐ Import to U.S. ☐ Export from U.S. Port of entry/exit:
Transporter Signature (for exports only): Date leaving U.S.:

TRANSPORTER

16. Transporter Acknowledgment of Receipt of Materials

Transporter 1 Printed/Typed Name	Signature	Month	Day	Year
Bill Johnston	Bill Johnston	1	7	22
Transporter 2 Printed/Typed Name	Signature	Month	Day	Year

DESIGNATED CONSIGNEE

17. Discrepancy

17a. Discrepancy Indication Space ☐ Quantity ☐ Type ☐ Residue ☐ Partial Rejection ☐ Full Rejection

Bill of Lading Reference Number:

17b. Alternate Consignee (or Shipper)
U.S. EPA ID Number:
Facility's Phone:

17c. Signature of Alternate Consignee (or Shipper)

Month	Day	Year

18. Designated Receiving Facility Owner or Operator: Certification of receipt of materials covered by the bill of lading except as noted in Item 17a

Printed/Typed Name	Signature	Month	Day	Year
Kalina Davis		1	7	22

COVANTA
Environmental Solutions

Corporate Office
5300 N 33rd St. - Milwaukee, WI 53209
Phone: 800-842-9792 Fax: 414-461-3812

SO254024

BILL OF LADING	1. Shipper ID Number	2. Page 1 of	3. Emergency Response Phone	4. Tracking Number
	NCVSQG		(800) 814-1204	CES 142766

SHIPPER

5. Shipper's Name and Mailing Address
Colonial Pipeline Company
14108 Huntersville-Concord Road
Huntersvile North Carolina 28078
Shipper's Phone:

Shipper's Site Address (if different than mailing address)
Colonial Pipeline Company
14108 Huntersville-Concord Road
Huntersvile North Carolina 28078

6. Transporter 1 Company Name: Covanta Environmental Solutions
U.S. EPA ID Number: PAR000043026

7. Transporter 2 Company Name:
U.S. EPA ID Number:

8. Consignee Name and Site Address
Covanta Environmental Solutions LLC
2503 Fayetteville Street
Asheboro NC 27203 (336) 683-0911
Facility's Phone:
U.S. EPA ID Number: NCR000135384

HM	9. Shipping Name and Description	10. Containers No.	10. Containers Type	11. Total Quantity	12. Unit Wt./Vol.	
	1. X NA1993, Combustible liquid, n.o.s., (Contains <10% Gasoline), Comb liq, III, ERG# 128	1	TT	5000	G	PLACARD? YES ☐ NO ☐ None
	2.					PLACARD? YES ☐ NO ☐
	3.					PLACARD? YES ☐ NO ☐
	4.					PLACARD? YES ☐ NO ☐

13. Special Handling Instructions and Additional Information
1 5005955 Petroleum Contact Water CWT: N/A PO#:

RO28
Trailer # TR33
Emergency Response Guide On-boa
Site arrival time 8:30
Site departure time 9:30
www.covanta.com

14. SHIPPER'S CERTIFICATION: I certify the materials are accurately described.
Shipper's/Offeror's Printed/Typed Name: Tim Moyer for AdamHarris@CPL
Signature: T.J. Moyer
Month 1 Day 8 Year 22

INT'L

15. International Shipments ☐ Import to U.S. ☐ Export from U.S. Port of entry/exit:
Transporter Signature (for exports only): Date leaving U.S.:

TRANSPORTER

16. Transporter Acknowledgment of Receipt of Materials
Transporter 1 Printed/Typed Name: Tim Kraus
Signature: T. Kraus
Month 1 Day 8 Year 22
Transporter 2 Printed/Typed Name:
Signature:
Month Day Year

DESIGNATED CONSIGNEE

17. Discrepancy
17a. Discrepancy Indication Space ☐ Quantity ☐ Type ☐ Residue ☐ Partial Rejection ☐ Full Rejection
Bill of Lading Reference Number:
17b. Alternate Consignee (or Shipper)
U.S. EPA ID Number:
Facility's Phone:
17c. Signature of Alternate Consignee (or Shipper)
Month Day Year

18. Designated Receiving Facility Owner or Operator: Certification of receipt of materials covered by the bill of lading except as noted in Item 17a
Printed/Typed Name: KalineDavis
Signature:
Month 1 Day 8 Year 22

COVANTA
Environmental Solutions

Corporate Office
5300 N 33rd St. - Milwaukee, WI 53209
Phone: 800-842-9792 Fax: 414-461-3812

SO254026

BILL OF LADING

1. Shipper ID Number	2. Page 1 of	3. Emergency Response Phone	4. Tracking Number
NCVSQG		(800) 814-1204	CES 142767

5. Shipper's Name and Mailing Address
Colonial Pipeline Company
14108 Huntersville-Concord Road
Huntersvile North Carolina 28078
Shipper's Phone:

Shipper's Site Address (if different than mailing address)
Colonial Pipeline Company
14108 Huntersville-Concord Road
Huntersvile North Carolina 28078

6. Transporter 1 Company Name: Covanta Environmental Solutions
U.S. EPA ID Number: PAR000043026

7. Transporter 2 Company Name:
U.S. EPA ID Number:

8. Consignee Name and Site Address
Covanta Environmental Solutions LLC
2503 Fayetteville Street
Asheboro NC 27203 (336) 683-0911
Facility's Phone:
U.S. EPA ID Number: NCR000135384

HM	9. Shipping Name and Description	10. Containers No.	10. Containers Type	11. Total Quantity	12. Unit Wt./Vol.	
	1. X NA1993, Combustible liquid, n.o.s., (Contains <10% Gasoline), Comb liq, III, ERG# 128	01	TT	5725	G	PLACARD? YES ☐ NO ☐ None
	2.					PLACARD? YES ☐ NO ☐
	3.					PLACARD? YES ☐ NO ☐
	4.					PLACARD? YES ☐ NO ☐

13. Special Handling Instructions and Additional Information
1 5005955 Petroleum Contact Water CWT: N/A PO#:

M39
Trailer # 30
Emergency Response Guide On-boa
Site arrival time 0825
Site departure time 0857
www.covanta.com

14. SHIPPER'S CERTIFICATION: I certify the materials are accurately described.
Shipper's/Offeror's Printed/Typed Name: Tim Moyer for Adam Harris @ CPL
Signature: J.T. Moy
Month 01 Day 08 Year 22

INT'L
15. International Shipments ☐ Import to U.S. ☐ Export from U.S. Port of entry/exit:
Transporter Signature (for exports only): Date leaving U.S.:

TRANSPORTER
16. Transporter Acknowledgment of Receipt of Materials
Transporter 1 Printed/Typed Name: Jamie Mercer
Signature: Jamie Mercer
Month 01 Day 08 Year 22
Transporter 2 Printed/Typed Name:
Signature:
Month Day Year

DESIGNATED CONSIGNEE
17. Discrepancy
17a. Discrepancy Indication Space ☐ Quantity ☐ Type ☐ Residue ☐ Partial Rejection ☐ Full Rejection
Bill of Lading Reference Number:
17b. Alternate Consignee (or Shipper)
U.S. EPA ID Number
Facility's Phone:
17c. Signature of Alternate Consignee (or Shipper)
Month Day Year

18. Designated Receiving Facility Owner or Operator: Certification of receipt of materials covered by the bill of lading except as noted in Item 17a
Printed/Typed Name: Kaline Davis
Signature:
Month 1 Day 8 Year 22

COVANTA
Environmental Solutions

Corporate Office
5300 N 33rd St. - Milwaukee, WI 53209
Phone: 800-842-9792 Fax: 414-461-3812

SO254028

BILL OF LADING | 1. Shipper ID Number: NCVSQG | 2. Page 1 of | 3. Emergency Response Phone: (800) 814-1204 | 4. Tracking Number: CES 142764

SHIPPER

5. Shipper's Name and Mailing Address
Colonial Pipeline Company
14108 Huntersville-Concord Road
Huntersvile North Carolina 28078
Shipper's Phone:

Shipper's Site Address (if different than mailing address)
Colonial Pipeline Company
14108 Huntersville-Concord Road
Huntersvile North Carolina 28078

6. Transporter 1 Company Name: Covanta Environmental Solutions
U.S. EPA ID Number: PAR000043026

7. Transporter 2 Company Name:
U.S. EPA ID Number:

8. Consignee Name and Site Address
Covanta Environmental Solutions LLC
2503 Fayetteville Street
Asheboro NC 27203 (336) 683-0911
Facility's Phone:
U.S. EPA ID Number: NCR000135384

HM	9. Shipping Name and Description	10. Containers No.	10. Containers Type	11. Total Quantity	12. Unit Wt./Vol.	
X	1. NA1993, Combustible liquid, n.o.s., (Contains <10% Gasoline), Comb liq, III, ERG# 128	1	TT	5000	G	PLACARD? YES ☐ NO ☐
	2.					PLACARD? YES ☐ NO ☐
	3.					PLACARD? YES ☐ NO ☐
	4.					PLACARD? YES ☐ NO ☐

13. Special Handling Instructions and Additional Information
1 5005955 Petroleum Contact Water CWT: N/A PO#:

RD28
Trailer # TR33
Emergency Response Guide On-board
Site arrival time 1:00
Site departure time 1:40
www.covanta.com

14. SHIPPER'S CERTIFICATION: I certify the materials are accurately described.
Shipper's/Offeror's Printed/Typed Name: Tim Moyer for Adam Harris with CPL
Signature: T.L. Moy
Month 1 Day 8 Year 22

INT'L

15. International Shipments ☐ Import to U.S. ☐ Export from U.S. Port of entry/exit:
Transporter Signature (for exports only): Date leaving U.S.:

TRANSPORTER

16. Transporter Acknowledgment of Receipt of Materials
Transporter 1 Printed/Typed Name: Tim Klaus
Signature: Tim Klaus
Month 1 Day 8 Year 22
Transporter 2 Printed/Typed Name:
Signature:
Month Day Year

DESIGNATED CONSIGNEE

17. Discrepancy
17a. Discrepancy Indication Space ☐ Quantity ☐ Type ☐ Residue ☐ Partial Rejection ☐ Full Rejection
Bill of Lading Reference Number:
17b. Alternate Consignee (or Shipper)
U.S. EPA ID Number:
Facility's Phone:
17c. Signature of Alternate Consignee (or Shipper)
Month Day Year

18. Designated Receiving Facility Owner or Operator: Certification of receipt of materials covered by the bill of lading except as noted in Item 17a
Printed/Typed Name: Kaine Davis
Signature:
Month 1 Day 8 Year 22

COVANTA
Environmental Solutions

Corporate Office
5300 N 33rd St. - Milwaukee, WI 53209
Phone: 800-842-9792 Fax: 414-461-3812

SO254029

BILL OF LADING

1. Shipper ID Number	2. Page 1 of	3. Emergency Response Phone	4. Tracking Number
NCVSQG		(800) 814-1204	CES 142765

SHIPPER

5. Shipper's Name and Mailing Address
Colonial Pipeline Company
14108 Huntersville-Concord Road
Huntersvile North Carolina 28078
Shipper's Phone:

Shipper's Site Address (if different than mailing address)
Colonial Pipeline Company
14108 Huntersville-Concord Road
Huntersvile North Carolina 28078

6. Transporter 1 Company Name: Covanta Environmental Solutions
U.S. EPA ID Number: PAR000043026

7. Transporter 2 Company Name:
U.S. EPA ID Number:

8. Consignee Name and Site Address
Covanta Environmental Solutions LLC
2503 Fayetteville Street
Asheboro NC 27203 (336) 683-0911
Facility's Phone:
U.S. EPA ID Number: NCR000135384

HM	9. Shipping Name and Description	10. Containers No.	10. Containers Type	11. Total Quantity	12. Unit Wt./Vol.	
	1. X NA1993, Combustible liquid, n.o.s., (Contains <10% Gasoline), Comb liq, III, ERG# 128	01	TT	5125	G	PLACARD? YES ☐ NO ☐ None
	2.					PLACARD? YES ☐ NO ☐
	3.					PLACARD? YES ☐ NO ☐
	4.					PLACARD? YES ☐ NO ☐

13. Special Handling Instructions and Additional Information
1 5005955 Petroleum Contact Water CWT: N/A PO#:

MJT 34
Trailer #
Emergency Response Guide On-boa
Site arrival time 1230
Site departure time 1255
www.covanta.com

14. SHIPPER'S CERTIFICATION: I certify the materials are accurately described.
Shipper's/Offeror's Printed/Typed Name: Tim Mayer for Adam Harris with CPL
Signature: T. L. Moy
Month 01 Day 08 Year 22

INT'L
15. International Shipments ☐ Import to U.S. ☐ Export from U.S. Port of entry/exit:
Transporter Signature (for exports only): Date leaving U.S.:

TRANSPORTER
16. Transporter Acknowledgment of Receipt of Materials
Transporter 1 Printed/Typed Name: Brent McNeil
Signature:
Month 01 Day 08 Year 22
Transporter 2 Printed/Typed Name:
Signature:
Month Day Year

DESIGNATED CONSIGNEE
17. Discrepancy
17a. Discrepancy Indication Space ☐ Quantity ☐ Type ☐ Residue ☐ Partial Rejection ☐ Full Rejection
Bill of Lading Reference Number:
17b. Alternate Consignee (or Shipper)
U.S. EPA ID Number:
Facility's Phone:
17c. Signature of Alternate Consignee (or Shipper)
Month Day Year

18. Designated Receiving Facility Owner or Operator: Certification of receipt of materials covered by the bill of lading except as noted in Item 17a
Printed/Typed Name: Kalina Davis
Signature:
Month 1 Day 8 Year 22

COVANTA
Environmental Solutions

RD-40
50254036 TR-18

Corporate Office
5300 N 33rd St. - Milwaukee, WI 53209
Phone: 800-842-9792 Fax: 414-461-3812

BILL OF LADING

1. Shipper ID Number	2. Page 1 of	3. Emergency Response Phone	4. Tracking Number
NCVSQG		(800) 814-1204	CES 142763

SHIPPER

5. Shipper's Name and Mailing Address
Colonial Pipeline Company
14108 Huntersville-Concord Road
Huntersvile North Carolina 28078
Shipper's Phone:

Shipper's Site Address (if different than mailing address)
Colonial Pipeline Company
14108 Huntersville-Concord Road
Huntersvile North Carolina 28078

6. Transporter 1 Company Name: Covanta Environmental Solutions
U.S. EPA ID Number: PAR000043026

7. Transporter 2 Company Name:
U.S. EPA ID Number:

8. Consignee Name and Site Address
Covanta Environmental Solutions LLC
2503 Fayetteville Street
Asheboro NC 27203 (336) 683-0911
Facility's Phone:
U.S. EPA ID Number: NCR000135384

HM	9. Shipping Name and Description	10. Containers No.	10. Containers Type	11. Total Quantity	12. Unit Wt./Vol.	
	1. X NA1993, Combustible liquid, n.o.s., (Contains <10% Gasoline), Comb liq, III, ERG# 128	1	TT	5076	G	PLACARD? None YES ☐ NO ☐
	2.					PLACARD? YES ☐ NO ☐
	3.					PLACARD? YES ☐ NO ☐
	4.					PLACARD? YES ☐ NO ☐

13. Special Handling Instructions and Additional Information
1 5005955 Petroleum Contact Water CWT: N/A PO#:

Trailer # TR-18
Emergency Response Guide On-boa
Site arrival time 7:50 Am
Site departure time 8:20 Am
www.covanta.com

14. SHIPPER'S CERTIFICATION: I certify the materials are accurately described.
Shipper's/Offeror's Printed/Typed Name: Curtis Gunter AS Agent For Adam Harris
Signature: Curtis Gunter
Month 1 Day 9 Year 22

INT'L
15. International Shipments ☐ Import to U.S. ☐ Export from U.S. Port of entry/exit:
Transporter Signature (for exports only): Date leaving U.S.:

TRANSPORTER
16. Transporter Acknowledgment of Receipt of Materials
Transporter 1 Printed/Typed Name: Bill Johnston
Signature: Bill Johnston
Month 1 Day 9 Year 22
Transporter 2 Printed/Typed Name:
Signature:
Month Day Year

DESIGNATED CONSIGNEE
17. Discrepancy
17a. Discrepancy Indication Space ☐ Quantity ☐ Type ☐ Residue ☐ Partial Rejection ☐ Full Rejection
Bill of Lading Reference Number:
17b. Alternate Consignee (or Shipper)
U.S. EPA ID Number:
Facility's Phone:
17c. Signature of Alternate Consignee (or Shipper)
Month Day Year

18. Designated Receiving Facility Owner or Operator: Certification of receipt of materials covered by the bill of lading except as noted in Item 17a
Printed/Typed Name: Kaline Davis
Signature:
Month 1 Day 9 Year 22

COVANTA
Environmental Solutions

Corporate Office
5300 N 33rd St. - Milwaukee, WI 53209
Phone: 800-842-9792 Fax: 414-461-3812

SO254529

BILL OF LADING	1. Shipper ID Number	2. Page 1 of	3. Emergency Response Phone	4. Tracking Number
	NCVSQG	1	(800) 814-1204	CES 142761

SHIPPER

5. Shipper's Name and Mailing Address
Colonial Pipeline Company
14108 Huntersville-Concord Road
Huntersvile North Carolina 28078
Shipper's Phone:

Shipper's Site Address (if different than mailing address)
Colonial Pipeline Company
14108 Huntersville-Concord Road
Huntersvile North Carolina 28078

6. Transporter 1 Company Name: Covanta Environmental Solutions — U.S. EPA ID Number: PAR000043026

7. Transporter 2 Company Name — U.S. EPA ID Number:

8. Consignee Name and Site Address
Covanta Environmental Solutions LLC
2503 Fayetteville Street
Asheboro NC 27203 (336) 683-0911
Facility's Phone:

U.S. EPA ID Number: NCR000135384

HM	9. Shipping Name and Description	10. Containers No.	10. Containers Type	11. Total Quantity	12. Unit Wt./Vol.	
	1. X NA1993, Combustible liquid, n.o.s., (Contains <10% Gasoline), Comb liq, III, ERG# 128	1	TT	5124	G	PLACARD? YES ☐ NO ☐ None
	2.					PLACARD? YES ☐ NO ☐
	3.					PLACARD? YES ☐ NO ☐
	4.					PLACARD? YES ☐ NO ☐

13. Special Handling Instructions and Additional Information
1 5005955 Petroleum Contact Water CWT: N/A PO#:

RD32
Trailer # 33
Emergency Response Guide On-boar
Site arrival time 12:30
Site departure time 12:50
www.covanta.com

14. SHIPPER'S CERTIFICATION: I certify the materials are accurately described.
Shipper's/Offeror's Printed/Typed Name: Curtis Gunter As Agent For Adam Harris — Signature: Curtis Gunter — Month 1 Day 9 Year 22

INT'L

15. International Shipments ☐ Import to U.S. ☐ Export from U.S. Port of entry/exit:
Transporter Signature (for exports only): Date leaving U.S.:

TRANSPORTER

16. Transporter Acknowledgment of Receipt of Materials
Transporter 1 Printed/Typed Name: James Prather — Signature — Month 1 Day 9 Year 22
Transporter 2 Printed/Typed Name — Signature — Month Day Year

DESIGNATED CONSIGNEE

17. Discrepancy
17a. Discrepancy Indication Space ☐ Quantity ☐ Type ☐ Residue ☐ Partial Rejection ☐ Full Rejection
Bill of Lading Reference Number:
17b. Alternate Consignee (or Shipper) — U.S. EPA ID Number
Facility's Phone:
17c. Signature of Alternate Consignee (or Shipper) — Month Day Year

18. Designated Receiving Facility Owner or Operator: Certification of receipt of materials covered by the bill of lading except as noted in Item 17a
Printed/Typed Name: Kadaline Davis — Signature — Month 1 Day 9 Year 22

COVANTA
Environmental Solutions

RB-40
TR-18

Corporate Office
5300 N 33rd St. - Milwaukee, WI 53209
Phone: 800-842-9792 Fax: 414-461-3812

SO254530

BILL OF LADING

1. Shipper ID Number	2. Page 1 of	3. Emergency Response Phone	4. Tracking Number
NCVSQG		(800) 814-1204	CES 142760

SHIPPER

5. Shipper's Name and Mailing Address
Colonial Pipeline Company
14108 Huntersville-Concord Road
Huntersvile North Carolina 28078
Shipper's Phone:

Shipper's Site Address (if different than mailing address)
Colonial Pipeline Company
14108 Huntersville-Concord Road
Huntersvile North Carolina 28078

6. Transporter 1 Company Name: Covanta Environmental Solutions
U.S. EPA ID Number: PAR000043026

7. Transporter 2 Company Name:
U.S. EPA ID Number:

8. Consignee Name and Site Address
Covanta Environmental Solutions LLC
2503 Fayetteville Street
Asheboro NC 27203 (336) 683-0911
Facility's Phone:
U.S. EPA ID Number: NCR000135384

HM	9. Shipping Name and Description	10. Containers No.	10. Containers Type	11. Total Quantity	12. Unit Wt./Vol.	
	1. X NA1993, Combustible liquid, n.o.s., (Contains <10% Gasoline), Comb liq, III, ERG# 128	1	TT	5125	G	PLACARD? YES ☐ NO ☐
	2.					PLACARD? YES ☐ NO ☐
	3.					PLACARD? YES ☐ NO ☐
	4.					PLACARD? YES ☐ NO ☐

13. Special Handling Instructions and Additional Information
1 5005955 Petroleum Contact Water CWT: N/A PO#:

Trailer # TR-18
Emergency Response Guide On-board
Site arrival time 11:40 AM PM
Site departure time 12:10
www.covanta.com

14. SHIPPER'S CERTIFICATION: I certify the materials are accurately described.
Shipper's/Offeror's Printed/Typed Name: Curtis Gunter As Agent For Adam Harris
Signature: Curtis Gunter
Month 1 Day 9 Year 22

INT'L
15. International Shipments ☐ Import to U.S. ☐ Export from U.S. Port of entry/exit:
Transporter Signature (for exports only): Date leaving U.S.:

TRANSPORTER
16. Transporter Acknowledgment of Receipt of Materials
Transporter 1 Printed/Typed Name: Bill Johnston
Signature: Bill Johnston
Month 1 Day 9 Year 22
Transporter 2 Printed/Typed Name:
Signature:
Month Day Year

DESIGNATED CONSIGNEE
17. Discrepancy
17a. Discrepancy Indication Space ☐ Quantity ☐ Type ☐ Residue ☐ Partial Rejection ☐ Full Rejection
Bill of Lading Reference Number:
17b. Alternate Consignee (or Shipper)
U.S. EPA ID Number:
Facility's Phone:
17c. Signature of Alternate Consignee (or Shipper)
Month Day Year

18. Designated Receiving Facility Owner or Operator: Certification of receipt of materials covered by the bill of lading except as noted in Item 17a
Printed/Typed Name: Kaline Davis
Signature:
Month 1 Day 9 Year 22

COVANTA
Environmental Solutions

Corporate Office
5300 N 33rd St. - Milwaukee, WI 53209
Phone: 800-842-9792 Fax: 414-461-3812

SO254034

BILL OF LADING	1. Shipper ID Number	2. Page 1 of	3. Emergency Response Phone	4. Tracking Number
	NCVSQG	1	(800) 814-1204	CES 142762

SHIPPER

5. Shipper's Name and Mailing Address
Colonial Pipeline Company
14108 Huntersville-Concord Road
Huntersvile North Carolina 28078
Shipper's Phone:

Shipper's Site Address (if different than mailing address)
Colonial Pipeline Company
14108 Huntersville-Concord Road
Huntersvile North Carolina 28078

6. Transporter 1 Company Name: Covanta Environmental Solutions — U.S. EPA ID Number: PAR000043026

7. Transporter 2 Company Name — U.S. EPA ID Number:

8. Consignee Name and Site Address
Covanta Environmental Solutions LLC
2503 Fayetteville Street
Asheboro NC 27203 (336) 683-0911
Facility's Phone:

U.S. EPA ID Number: NCR000135384

HM	9. Shipping Name and Description	10. Containers No.	10. Containers Type	11. Total Quantity	12. Unit Wt./Vol.	
	1. X NA1993, Combustible liquid, n.o.s., (Contains <10% Gasoline), Comb liq, III, ERG# 128	1	TT	5124	G	PLACARD? YES ☐ NO ☐ None
	2.					PLACARD? YES ☐ NO ☐
	3.					PLACARD? YES ☐ NO ☐
	4.					PLACARD? YES ☐ NO ☐

13. Special Handling Instructions and Additional Information
1 5005955 Petroleum Contact Water CWT: N/A PO#:

RD 32 Trailer # 33
Emergency Response Guide On-boa
Site arrival time 8:30
Site departure time 9:00
www.covanta.com

14. SHIPPER'S CERTIFICATION: I certify the materials are accurately described.
Shipper's/Offeror's Printed/Typed Name: Curtis Gunter AS Agent For Adam Harris — Signature: Curtis Gunter — Month 1 Day 9 Year 22

INT'L
15. International Shipments ☐ Import to U.S. ☐ Export from U.S. Port of entry/exit:
Transporter Signature (for exports only): Date leaving U.S.:

TRANSPORTER
16. Transporter Acknowledgment of Receipt of Materials
Transporter 1 Printed/Typed Name: James Prather — Signature — Month 1 Day 9 Year 22
Transporter 2 Printed/Typed Name — Signature — Month Day Year

DESIGNATED CONSIGNEE
17. Discrepancy
17a. Discrepancy Indication Space ☐ Quantity ☐ Type ☐ Residue ☐ Partial Rejection ☐ Full Rejection
Bill of Lading Reference Number:
17b. Alternate Consignee (or Shipper) — U.S. EPA ID Number
Facility's Phone:
17c. Signature of Alternate Consignee (or Shipper) — Month Day Year

18. Designated Receiving Facility Owner or Operator: Certification of receipt of materials covered by the bill of lading except as noted in Item 17a
Printed/Typed Name: Kalin Davis — Signature — Month 1 Day 9 Year 22

COVANTA
Environmental Solutions

38/60

SO254753

Corporate Office
5300 N 33rd St. - Milwaukee, WI 53209
Phone: 800-842-9792 Fax: 414-461-3812

SHIPPER

BILL OF LADING	1. Shipper ID Number	2. Page 1 of	3. Emergency Response Phone	4. Tracking Number
	NCVSQG		(800) 814-1204	CES 142776

5. Shipper's Name and Mailing Address
Colonial Pipeline Company
14108 Huntersville-Concord Road
Huntersvile North Carolina 28078
Shipper's Phone:

Shipper's Site Address (if different than mailing address)
Colonial Pipeline Company
14108 Huntersville-Concord Road
Huntersvile North Carolina 28078

6. Transporter 1 Company Name: Covanta Environmental Solutions
U.S. EPA ID Number: PAR000043026

7. Transporter 2 Company Name:
U.S. EPA ID Number:

8. Consignee Name and Site Address
Covanta Environmental Solutions LLC
2503 Fayetteville Street
Asheboro NC 27203 (336) 683-0911
Facility's Phone:
U.S. EPA ID Number: NCR000135384

HM	9. Shipping Name and Description	10. Containers No.	10. Containers Type	11. Total Quantity	12. Unit Wt./Vol.	
	1. X NA1993, Combustible liquid, n.o.s., (Contains <10% Gasoline), Comb liq, III, ERG# 128	1	TT	5125	G	PLACARD? YES ☐ NO ☐ None
	2.					PLACARD? YES ☐ NO ☐
	3.					PLACARD? YES ☐ NO ☐
	4.					PLACARD? YES ☐ NO ☐

13. Special Handling Instructions and Additional Information

1 5005955 Petroleum Contact Water CWT: N/A PO#:

* Adjust Time 0745 J.L.M.

Trailer #____
Emergency Response Guide On-board
Site arrival time 2:30
Site departure time 8:30
www.covanta.com

14. SHIPPER'S CERTIFICATION: I certify the materials are accurately described.

Shipper's/Offeror's Printed/Typed Name	Signature	Month	Day	Year
Tim Moyer for Adam Harris with CPL	J.L. Moy	1	10	22

INT'L

15. International Shipments ☐ Import to U.S. ☐ Export from U.S. Port of entry/exit:
Transporter Signature (for exports only): Date leaving U.S.:

TRANSPORTER

16. Transporter Acknowledgment of Receipt of Materials

Transporter 1 Printed/Typed Name	Signature	Month	Day	Year
Bobby Jarrett	Bobby Jarrett	1	10	22
Transporter 2 Printed/Typed Name	Signature	Month	Day	Year

DESIGNATED CONSIGNEE

17. Discrepancy
17a. Discrepancy Indication Space ☐ Quantity ☐ Type ☐ Residue ☐ Partial Rejection ☐ Full Rejection
Bill of Lading Reference Number:

17b. Alternate Consignee (or Shipper) U.S. EPA ID Number
Facility's Phone:

17c. Signature of Alternate Consignee (or Shipper) Month Day Year

18. Designated Receiving Facility Owner or Operator: Certification of receipt of materials covered by the bill of lading except as noted in Item 17a

Printed/Typed Name	Signature	Month	Day	Year
Sherry Ferrell	Sherry Ferrell	1	10	22

COVANTA
Environmental Solutions

Corporate Office
5300 N 33rd St. - Milwaukee, WI 53209
Phone: 800-842-9792 Fax: 414-461-3812

SO254755

BILL OF LADING

1. Shipper ID Number	2. Page 1 of	3. Emergency Response Phone	4. Tracking Number
NCVSQG		(800) 814-1204	CES 142843

SHIPPER

5. Shipper's Name and Mailing Address
Colonial Pipeline Company
14108 Huntersville-Concord Road
Huntersvile North Carolina 28078
Shipper's Phone:

Shipper's Site Address (if different than mailing address)
Colonial Pipeline Company
14108 Huntersville-Concord Road
Huntersvile North Carolina 28078

6. Transporter 1 Company Name: Covanta Environmental Solutions
U.S. EPA ID Number: PAR000043026

7. Transporter 2 Company Name:
U.S. EPA ID Number:

8. Consignee Name and Site Address
Covanta Environmental Solutions LLC
2503 Fayetteville Street
Asheboro NC 27203 (336) 683-0911
Facility's Phone:
U.S. EPA ID Number: NCR000135384

HM	9. Shipping Name and Description	10. Containers No.	10. Containers Type	11. Total Quantity	12. Unit Wt./Vol.	
	1. X NA1993, Combustible liquid, n.o.s., (Contains <10% Gasoline), Comb liq, III, ERG# 128	01	TT	5125	G	PLACARD? YES ☐ NO ☐ None
	2.					PLACARD? YES ☐ NO ☐
	3.					PLACARD? YES ☐ NO ☐
	4.					PLACARD? YES ☐ NO ☐

13. Special Handling Instructions and Additional Information
1 5005955 Petroleum Contact Water CWT: N/A PO#:

Adjust Time 1.1.M.

1139
Trailer # 34
Emergency Response Guide On-boa
Site arrival time 0800
Site departure time 0900
www.covanta.com

14. SHIPPER'S CERTIFICATION: I certify the materials are accurately described.

Shipper's/Offeror's Printed/Typed Name	Signature	Month	Day	Year
Tim Moyer for Adam Harris @ CPL	J.L. Moy	01	10	22

INT'L

15. International Shipments ☐ Import to U.S. ☐ Export from U.S. Port of entry/exit:
Transporter Signature (for exports only): Date leaving U.S.:

TRANSPORTER

16. Transporter Acknowledgment of Receipt of Materials

Transporter 1 Printed/Typed Name	Signature	Month	Day	Year
Janet Mcneil	Janet Mcneil	01	10	22
Transporter 2 Printed/Typed Name	Signature	Month	Day	Year

DESIGNATED CONSIGNEE

17. Discrepancy

17a. Discrepancy Indication Space ☐ Quantity ☐ Type ☐ Residue ☐ Partial Rejection ☐ Full Rejection

Bill of Lading Reference Number:

17b. Alternate Consignee (or Shipper)
U.S. EPA ID Number:
Facility's Phone:

17c. Signature of Alternate Consignee (or Shipper) Month Day Year

18. Designated Receiving Facility Owner or Operator: Certification of receipt of materials covered by the bill of lading except as noted in Item 17a

Printed/Typed Name	Signature	Month	Day	Year
Sherry Ferrell	Sherry Ferrell	1	10	22

COVANTA
Environmental Solutions

38/60

SO254757

Corporate Office
5300 N 33rd St. - Milwaukee, WI 53209
Phone: 800-842-9792 Fax: 414-461-3812

BILL OF LADING

1. Shipper ID Number: NCVSQG
2. Page 1 of
3. Emergency Response Phone: (800) 814-1204
4. Tracking Number: CES 142844

SHIPPER

5. Shipper's Name and Mailing Address
Colonial Pipeline Company
14108 Huntersville-Concord Road
Huntersvile North Carolina 28078
Shipper's Phone:

Shipper's Site Address (if different than mailing address)
Colonial Pipeline Company
14108 Huntersville-Concord Road
Huntersvile North Carolina 28078

6. Transporter 1 Company Name: Covanta Environmental Solutions
U.S. EPA ID Number: PAR000043026

7. Transporter 2 Company Name:
U.S. EPA ID Number:

8. Consignee Name and Site Address
Covanta Environmental Solutions LLC
2503 Fayetteville Street
Asheboro NC 27203 (336) 683-0911
Facility's Phone:
U.S. EPA ID Number: NCR000135384

HM	9. Shipping Name and Description	10. Containers No.	10. Containers Type	11. Total Quantity	12. Unit Wt./Vol.	
	1. X NA1993, Combustible liquid, n.o.s., (Contains <10% Gasoline), Comb liq, III, ERG# 128	1	TT	5125	G	PLACARD? YES ☐ NO ☐
	2.					PLACARD? YES ☐ NO ☐
	3.					PLACARD? YES ☐ NO ☐
	4.					PLACARD? YES ☐ NO ☐

13. Special Handling Instructions and Additional Information
1 5005955 Petroleum Contact Water CWT: N/A PO#:

Trailer #____
Emergency Response Guide On-board
Site arrival time 11:00
Site departure time 11:20
www.covanta.com

14. SHIPPER'S CERTIFICATION: I certify the materials are accurately described.

Shipper's/Offeror's Printed/Typed Name: Tim Moyer for Adam Harris @ CPL
Signature: J. L. Moy
Month: 1 Day: 10 Year: 22

INT'L

15. International Shipments ☐ Import to U.S. ☐ Export from U.S. Port of entry/exit:
Transporter Signature (for exports only): Date leaving U.S.:

TRANSPORTER

16. Transporter Acknowledgment of Receipt of Materials

Transporter 1 Printed/Typed Name: Bobby Jarrett
Signature: Bobby Jarrett
Month: 1 Day: 10 Year: 22

Transporter 2 Printed/Typed Name:
Signature:
Month: Day: Year:

DESIGNATED CONSIGNEE

17. Discrepancy

17a. Discrepancy Indication Space ☐ Quantity ☐ Type ☐ Residue ☐ Partial Rejection ☐ Full Rejection

Bill of Lading Reference Number:

17b. Alternate Consignee (or Shipper)
U.S. EPA ID Number:
Facility's Phone:

17c. Signature of Alternate Consignee (or Shipper)
Month: Day: Year:

18. Designated Receiving Facility Owner or Operator: Certification of receipt of materials covered by the bill of lading except as noted in Item 17a

Printed/Typed Name: Sharon Farrar
Signature: Sharon Farrar
Month: 1 Day: 10 Year: 22

COVANTA
Environmental Solutions

SO254760

Corporate Office
5300 N 33rd St. - Milwaukee, WI 53209
Phone: 800-842-9792 Fax: 414-461-3812

BILL OF LADING

1. Shipper ID Number	2. Page 1 of	3. Emergency Response Phone	4. Tracking Number
NCVSQG		(800) 814-1204	CES 142845

SHIPPER

5. Shipper's Name and Mailing Address
Colonial Pipeline Company
14108 Huntersville-Concord Road
Huntersvile North Carolina 28078
Shipper's Phone:

Shipper's Site Address (if different than mailing address)
Colonial Pipeline Company
14108 Huntersville-Concord Road
Huntersvile North Carolina 28078

6. Transporter 1 Company Name: Covanta Environmental Solutions
U.S. EPA ID Number: PAR000043026

7. Transporter 2 Company Name:
U.S. EPA ID Number:

8. Consignee Name and Site Address
Covanta Environmental Solutions LLC
2503 Fayetteville Street
Asheboro NC 27203 (336) 683-0911
Facility's Phone:

U.S. EPA ID Number: NCR000135384

HM	9. Shipping Name and Description	10. Containers No.	10. Containers Type	11. Total Quantity	12. Unit Wt./Vol.	
	1. X NA1993, Combustible liquid, n.o.s., (Contains <10% Gasoline), Comb liq, III, ERG# 128	01	TT	5725	G	PLACARD? YES ☐ NO ☐ None
	2.					PLACARD? YES ☐ NO ☐
	3.					PLACARD? YES ☐ NO ☐
	4.					PLACARD? YES ☐ NO ☐

13. Special Handling Instructions and Additional Information
1 5005955 Petroleum Contact Water CWT: N/A PO#:

NA39
Trailer #34
Emergency Response Guide Onboa
Site arrival time 1130
Site departure time 1215
www.covanta.com

14. SHIPPER'S CERTIFICATION: I certify the materials are accurately described.

Shipper's/Offeror's Printed/Typed Name	Signature	Month	Day	Year
Tim Moyer for Adam Harris @ CPL	T. L. Moy	01	10	22

INT'L

15. International Shipments ☐ Import to U.S. ☐ Export from U.S. Port of entry/exit:
Transporter Signature (for exports only): Date leaving U.S.:

TRANSPORTER

16. Transporter Acknowledgment of Receipt of Materials

Transporter 1 Printed/Typed Name	Signature	Month	Day	Year
Jamie Merrell	Jamie Merrell	01	10	22
Transporter 2 Printed/Typed Name	Signature	Month	Day	Year

DESIGNATED CONSIGNEE

17. Discrepancy

17a. Discrepancy Indication Space ☐ Quantity ☐ Type ☐ Residue ☐ Partial Rejection ☐ Full Rejection

Bill of Lading Reference Number:

17b. Alternate Consignee (or Shipper)
U.S. EPA ID Number:
Facility's Phone:

17c. Signature of Alternate Consignee (or Shipper) — Month / Day / Year

18. Designated Receiving Facility Owner or Operator: Certification of receipt of materials covered by the bill of lading except as noted in Item 17a

Printed/Typed Name	Signature	Month	Day	Year
Henry Ferrell	Henry Ferrell	1	10	22

COVANTA
Environmental Solutions

Corporate Office
5300 N 33rd St. - Milwaukee, WI 53209
Phone: 800-842-9792 Fax: 414-461-3812

SO254761

BILL OF LADING

1. Shipper ID Number	2. Page 1 of	3. Emergency Response Phone	4. Tracking Number
NCVSQG		(800) 814-1204	CES 142754

SHIPPER

5. Shipper's Name and Mailing Address

Colonial Pipeline Company
14108 Huntersville-Concord Road
Huntersvile North Carolina 28078
Shipper's Phone:

Shipper's Site Address (if different than mailing address)

Colonial Pipeline Company
14108 Huntersville-Concord Road
Huntersvile North Carolina 28078

6. Transporter 1 Company Name: Covanta Environmental Solutions — U.S. EPA ID Number: PAR000043026

7. Transporter 2 Company Name — U.S. EPA ID Number:

8. Consignee Name and Site Address

Covanta Environmental Solutions LLC
2503 Fayetteville Street
Asheboro NC 27203 (336) 683-0911
Facility's Phone:

U.S. EPA ID Number: NCR000135384

HM	9. Shipping Name and Description	10. Containers No.	10. Containers Type	11. Total Quantity	12. Unit Wt./Vol.	
	1. X NA1993, Combustible liquid, n.o.s., (Contains <10% Gasoline), Comb liq, III, ERG# 128	01	TT	5725	G	PLACARD? YES ☐ NO ☐ None
	2.					PLACARD? YES ☐ NO ☐
	3.					PLACARD? YES ☐ NO ☐
	4.					PLACARD? YES ☐ NO ☐

13. Special Handling Instructions and Additional Information

1 5005955 Petroleum Contact Water CWT: N/A PO#:

NA34
Trailer #: 34
Emergency Response Guide On-boa
Site arrival time 1430
Site departure time 1450
www.covanta.com

14. SHIPPER'S CERTIFICATION: I certify the materials are accurately described.

Shipper's/Offeror's Printed/Typed Name	Signature	Month	Day	Year
Tim Moyer for Adam Harris @ CPL	T. L. Moy	01	10	22

INT'L

15. International Shipments ☐ Import to U.S. ☐ Export from U.S. Port of entry/exit:

Transporter Signature (for exports only): Date leaving U.S.:

TRANSPORTER

16. Transporter Acknowledgment of Receipt of Materials

Transporter 1 Printed/Typed Name	Signature	Month	Day	Year
Jamie Marcé	Jamie Marcé	01	10	22
Transporter 2 Printed/Typed Name	Signature	Month	Day	Year

DESIGNATED CONSIGNEE

17. Discrepancy

17a. Discrepancy Indication Space ☐ Quantity ☐ Type ☐ Residue ☐ Partial Rejection ☐ Full Rejection

Bill of Lading Reference Number:

17b. Alternate Consignee (or Shipper) — U.S. EPA ID Number

Facility's Phone:

17c. Signature of Alternate Consignee (or Shipper) — Month Day Year

18. Designated Receiving Facility Owner or Operator: Certification of receipt of materials covered by the bill of lading except as noted in Item 17a

Printed/Typed Name	Signature	Month	Day	Year
Kaline Davis	Kell	1	10	22

COVANTA
Environmental Solutions

38/60

SO254762

Corporate Office
5300 N 33rd St. - Milwaukee, WI 53209
Phone: 800-842-9792 Fax: 414-461-3812

BILL OF LADING

1. Shipper ID Number	2. Page 1 of	3. Emergency Response Phone	4. Tracking Number
NCVSQG		(800) 814-1204	CES 142753

SHIPPER

5. Shipper's Name and Mailing Address
Colonial Pipeline Company
14108 Huntersville-Concord Road
Huntersvile North Carolina 28078
Shipper's Phone:

Shipper's Site Address (if different than mailing address)
Colonial Pipeline Company
14108 Huntersville-Concord Road
Huntersvile North Carolina 28078

6. Transporter 1 Company Name: Covanta Environmental Solutions
U.S. EPA ID Number: PAR000043026

7. Transporter 2 Company Name:
U.S. EPA ID Number:

8. Consignee Name and Site Address
Covanta Environmental Solutions LLC
2503 Fayetteville Street
Asheboro NC 27203 (336) 683-0911
Facility's Phone:
U.S. EPA ID Number: NCR000135384

HM	9. Shipping Name and Description	10. Containers No.	10. Containers Type	11. Total Quantity	12. Unit Wt./Vol.	
	1. X NA1993, Combustible liquid, n.o.s., (Contains <10% Gasoline), Comb liq, III, ERG# 128	1	TT	5125	G	PLACARD? YES ☐ NO ☐
	2.					PLACARD? YES ☐ NO ☐
	3.					PLACARD? YES ☐ NO ☐
	4.					PLACARD? YES ☐ NO ☐

13. Special Handling Instructions and Additional Information
1 5005955 Petroleum Contact Water CWT: N/A PO#:

Trailer #:
Emergency Response Guide On-bo
Site arrival time 1120
Site departure time 1145
www.covanta.com

14. SHIPPER'S CERTIFICATION: I certify the materials are accurately described.

Shipper's/Offeror's Printed/Typed Name	Signature	Month	Day	Year
Tim Moyer for Adam Harris @ CPL	T. L Moy	1	10	22

INT'L
15. International Shipments ☐ Import to U.S. ☐ Export from U.S. Port of entry/exit:
Transporter Signature (for exports only): Date leaving U.S.:

TRANSPORTER
16. Transporter Acknowledgment of Receipt of Materials

Transporter 1 Printed/Typed Name	Signature	Month	Day	Year
Bobby Jarrett	Bobby Jarrett	1	10	22
Transporter 2 Printed/Typed Name	Signature	Month	Day	Year

DESIGNATED CONSIGNEE
17. Discrepancy
17a. Discrepancy Indication Space ☐ Quantity ☐ Type ☐ Residue ☐ Partial Rejection ☐ Full Rejection
Bill of Lading Reference Number:
17b. Alternate Consignee (or Shipper) U.S. EPA ID Number
Facility's Phone:
17c. Signature of Alternate Consignee (or Shipper) Month Day Year

18. Designated Receiving Facility Owner or Operator: Certification of receipt of materials covered by the bill of lading except as noted in Item 17a

Printed/Typed Name	Signature	Month	Day	Year
Kaline Davis		1	10	22

COVANTA
Environmental Solutions

38/60

SO254763

Corporate Office
5300 N 33rd St. - Milwaukee, WI 53209
Phone: 800-842-9792 Fax: 414-461-3812

BILL OF LADING

1. Shipper ID Number	2. Page 1 of	3. Emergency Response Phone	4. Tracking Number
NCVSQG		(800) 814-1204	CES 142820

SHIPPER

5. Shipper's Name and Mailing Address
Colonial Pipeline Company
14108 Huntersville-Concord Road
Huntersvile North Carolina 28078
Shipper's Phone:

Shipper's Site Address (if different than mailing address)
Colonial Pipeline Company
14108 Huntersville-Concord Road
Huntersvile North Carolina 28078

6. Transporter 1 Company Name: Covanta Environmental Solutions
U.S. EPA ID Number: PAR000043026

7. Transporter 2 Company Name:
U.S. EPA ID Number:

8. Consignee Name and Site Address
Covanta Environmental Solutions LLC
2503 Fayetteville Street
Asheboro NC 27203 (336) 683-0911
Facility's Phone:
U.S. EPA ID Number: NCR000135384

HM	9. Shipping Name and Description	10. Containers No.	10. Containers Type	11. Total Quantity	12. Unit Wt./Vol.	
	1. X NA1993, Combustible liquid, n.o.s., (Contains <10% Gasoline), Comb liq, III, ERG# 128	1	TT	5125	G	PLACARD? YES ☐ NO ☐ None
	2.					PLACARD? YES ☐ NO ☐
	3.					PLACARD? YES ☐ NO ☐
	4.					PLACARD? YES ☐ NO ☐

13. Special Handling Instructions and Additional Information
1 5005955 Petroleum Contact Water CWT: N/A PO#:

Trailer #____
Emergency Response Guide On-boar
Site arrival time 7 45
Site departure time 8 15
www.covanta.com

14. SHIPPER'S CERTIFICATION: I certify the materials are accurately described.

Shipper's/Offeror's Printed/Typed Name	Signature	Month	Day	Year
Tim Moyer for Adam Harris @ CPL	J.T. Moy	1	11	22

INT'L

15. International Shipments ☐ Import to U.S. ☐ Export from U.S. Port of entry/exit:
Transporter Signature (for exports only): Date leaving U.S.:

TRANSPORTER

16. Transporter Acknowledgment of Receipt of Materials

Transporter 1 Printed/Typed Name	Signature	Month	Day	Year
Bobby Jarrett	Bobby Jarrett	1	11	22
Transporter 2 Printed/Typed Name	Signature	Month	Day	Year

DESIGNATED CONSIGNEE

17. Discrepancy

17a. Discrepancy Indication Space ☐ Quantity ☐ Type ☐ Residue ☐ Partial Rejection ☐ Full Rejection

Bill of Lading Reference Number:

17b. Alternate Consignee (or Shipper)
U.S. EPA ID Number:
Facility's Phone:

17c. Signature of Alternate Consignee (or Shipper)

Month	Day	Year

18. Designated Receiving Facility Owner or Operator: Certification of receipt of materials covered by the bill of lading except as noted in Item 17a

Printed/Typed Name	Signature	Month	Day	Year
Sherry Ferrell	Sherry Ferrell	1	11	22

COVANTA
Environmental Solutions

Corporate Office
5300 N 33rd St. - Milwaukee, WI 53209
Phone: 800-842-9792 Fax: 414-461-3812

SO254764

BILL OF LADING

1. Shipper ID Number	2. Page 1 of	3. Emergency Response Phone	4. Tracking Number
NCVSQG		(800) 814-1204	CES 142817

SHIPPER

5. Shipper's Name and Mailing Address
Colonial Pipeline Company
14108 Huntersville-Concord Road
Huntersvile North Carolina 28078
Shipper's Phone:

Shipper's Site Address (if different than mailing address)
Colonial Pipeline Company
14108 Huntersville-Concord Road
Huntersvile North Carolina 28078

6. Transporter 1 Company Name: Covanta Environmental Solutions
U.S. EPA ID Number: PAR000043026

7. Transporter 2 Company Name:
U.S. EPA ID Number:

8. Consignee Name and Site Address
Covanta Environmental Solutions LLC
2503 Fayetteville Street
Asheboro NC 27203 (336) 683-0911
Facility's Phone:
U.S. EPA ID Number: NCR000135384

HM	9. Shipping Name and Description	10. Containers No.	10. Containers Type	11. Total Quantity	12. Unit Wt./Vol.	
	1. X NA1993, Combustible liquid, n.o.s., (Contains <10% Gasoline), Comb liq, III, ERG# 128	01	TT	5725	G	PLACARD? YES ☐ NO ☐ None
	2.					PLACARD? YES ☐ NO ☐
	3.					PLACARD? YES ☐ NO ☐
	4.					PLACARD? YES ☐ NO ☐

13. Special Handling Instructions and Additional Information
1 5005955 Petroleum Contact Water CWT: N/A PO#:

1039
Trailer # 34
Emergency Response Guide On-boa
Site arrival time 0810
Site departure time 0905
www.covanta.com

14. SHIPPER'S CERTIFICATION: I certify the materials are accurately described.
Shipper's/Offeror's Printed/Typed Name: Tim Moyer for Adam Harris @ CPL
Signature: T L. Moy
Month 01 Day 11 Year 22

INT'L

15. International Shipments ☐ Import to U.S. ☐ Export from U.S. Port of entry/exit:
Transporter Signature (for exports only): Date leaving U.S.:

TRANSPORTER

16. Transporter Acknowledgment of Receipt of Materials
Transporter 1 Printed/Typed Name: Jamie Maxwell
Signature: Jamie Maxwell
Month 01 Day 11 Year 22
Transporter 2 Printed/Typed Name:
Signature:
Month Day Year

DESIGNATED CONSIGNEE

17. Discrepancy
17a. Discrepancy Indication Space ☐ Quantity ☐ Type ☐ Residue ☐ Partial Rejection ☐ Full Rejection
Bill of Lading Reference Number:
17b. Alternate Consignee (or Shipper)
U.S. EPA ID Number:
Facility's Phone:
17c. Signature of Alternate Consignee (or Shipper)
Month Day Year

18. Designated Receiving Facility Owner or Operator: Certification of receipt of materials covered by the bill of lading except as noted in Item 17a
Printed/Typed Name: Sherry Ferrell
Signature:
Month 1 Day 11 Year 22

COVANTA
Environmental Solutions

38/60

SO254766

Corporate Office
5300 N 33rd St. - Milwaukee, WI 53209
Phone: 800-842-9792 Fax: 414-461-3812

BILL OF LADING

1. Shipper ID Number	2. Page 1 of	3. Emergency Response Phone	4. Tracking Number
NCVSQG		(800) 814-1204	CES 142819

SHIPPER

5. Shipper's Name and Mailing Address
Colonial Pipeline Company
14108 Huntersville-Concord Road
Huntersvile North Carolina 28078
Shipper's Phone:

Shipper's Site Address (if different than mailing address)
Colonial Pipeline Company
14108 Huntersville-Concord Road
Huntersvile North Carolina 28078

6. Transporter 1 Company Name: Covanta Environmental Solutions
U.S. EPA ID Number: PAR000043026

7. Transporter 2 Company Name:
U.S. EPA ID Number:

8. Consignee Name and Site Address
Covanta Environmental Solutions LLC
2503 Fayetteville Street
Asheboro NC 27203 (336) 683-0911
Facility's Phone:
U.S. EPA ID Number: NCR000135384

HM	9. Shipping Name and Description	10. Containers No.	10. Containers Type	11. Total Quantity	12. Unit Wt./Vol.	
	1. X NA1993, Combustible liquid, n.o.s., (Contains <10% Gasoline), Comb liq, III, ERG# 128	1	TT	5705	G	PLACARD? YES ☐ NO ☐ None
	2.					PLACARD? YES ☐ NO ☐
	3.					PLACARD? YES ☐ NO ☐
	4.					PLACARD? YES ☐ NO ☐

13. Special Handling Instructions and Additional Information
1 5005955 Petroleum Contact Water CWT: N/A PO#:

Trailer #:
Emergency Response Guide On-boa
Site arrival time 10:15
Site departure time 11:30
www.covanta.com

14. SHIPPER'S CERTIFICATION: I certify the materials are accurately described.

Shipper's/Offeror's Printed/Typed Name	Signature	Month	Day	Year
Tim Moyer for Adam Harris for CPL	T. L-Moy	1	11	22

INT'L

15. International Shipments ☐ Import to U.S. ☐ Export from U.S. Port of entry/exit:
Transporter Signature (for exports only): Date leaving U.S.:

TRANSPORTER

16. Transporter Acknowledgment of Receipt of Materials

Transporter 1 Printed/Typed Name	Signature	Month	Day	Year
Dobby Jarrett	Dobby Jarrett	1	11	22
Transporter 2 Printed/Typed Name	Signature	Month	Day	Year

DESIGNATED CONSIGNEE

17. Discrepancy

17a. Discrepancy Indication Space ☐ Quantity ☐ Type ☐ Residue ☐ Partial Rejection ☐ Full Rejection

Bill of Lading Reference Number:

17b. Alternate Consignee (or Shipper)
U.S. EPA ID Number:
Facility's Phone:

17c. Signature of Alternate Consignee (or Shipper) Month Day Year

18. Designated Receiving Facility Owner or Operator: Certification of receipt of materials covered by the bill of lading except as noted in Item 17a

Printed/Typed Name	Signature	Month	Day	Year
Harry Farrell	Harry Farrell	1	11	22

COVANTA
Environmental Solutions

Corporate Office
5300 N 33rd St. - Milwaukee, WI 53209
Phone: 800-842-9792 Fax: 414-461-3812

SO254769

BILL OF LADING

1. Shipper ID Number	2. Page 1 of	3. Emergency Response Phone	4. Tracking Number
NCVSQG		(800) 814-1204	CES 142818

SHIPPER

5. Shipper's Name and Mailing Address
Colonial Pipeline Company
14108 Huntersville-Concord Road
Huntersvile North Carolina 28078
Shipper's Phone:

Shipper's Site Address (if different than mailing address)
Colonial Pipeline Company
14108 Huntersville-Concord Road
Huntersvile North Carolina 28078

6. Transporter 1 Company Name: Covanta Environmental Solutions
U.S. EPA ID Number: PAR000043026

7. Transporter 2 Company Name:
U.S. EPA ID Number:

8. Consignee Name and Site Address
Covanta Environmental Solutions LLC
2503 Fayetteville Street
Asheboro NC 27203 (336) 683-0911
Facility's Phone:
U.S. EPA ID Number: NCR000135384

HM	9. Shipping Name and Description	10. Containers No.	10. Containers Type	11. Total Quantity	12. Unit Wt./Vol.	
	1. X NA1993, Combustible liquid, n.o.s., (Contains <10% Gasoline), Comb liq. III, ERG# 128	01	TT	5725	G	PLACARD? YES ☐ NO ☐ None
	2.					PLACARD? YES ☐ NO ☐
	3.					PLACARD? YES ☐ NO ☐
	4.					PLACARD? YES ☐ NO ☐

13. Special Handling Instructions and Additional Information
1 5005955 Petroleum Contact Water CWT: N/A PO#:

M39
Trailer # 34
Emergency Response Guide On-boa
Site arrival time 1115
Site departure time 1225
www.covanta.com

14. SHIPPER'S CERTIFICATION: I certify the materials are accurately described.

Shipper's/Offeror's Printed/Typed Name	Signature	Month	Day	Year
Tim Moyer For Adam Harris @ CPL	T L Moy	01	11	22

INT'L

15. International Shipments ☐ Import to U.S. ☐ Export from U.S. Port of entry/exit:
Transporter Signature (for exports only): Date leaving U.S.:

TRANSPORTER

16. Transporter Acknowledgment of Receipt of Materials

Transporter 1 Printed/Typed Name	Signature	Month	Day	Year
[illegible]	[illegible]	01	11	22
Transporter 2 Printed/Typed Name	Signature	Month	Day	Year

DESIGNATED CONSIGNEE

17. Discrepancy

17a. Discrepancy Indication Space ☐ Quantity ☐ Type ☐ Residue ☐ Partial Rejection ☐ Full Rejection

Bill of Lading Reference Number:

17b. Alternate Consignee (or Shipper)
U.S. EPA ID Number:
Facility's Phone:

17c. Signature of Alternate Consignee (or Shipper)	Month	Day	Year

18. Designated Receiving Facility Owner or Operator: Certification of receipt of materials covered by the bill of lading except as noted in Item 17a

Printed/Typed Name	Signature	Month	Day	Year
Sharp For [illegible]	[illegible]	1	11	22

COVANTA
Environmental Solutions

38/40

SO254772

Corporate Office
5300 N 33rd St. - Milwaukee, WI 53209
Phone: 800-842-9792 Fax: 414-461-3812

BILL OF LADING

1. Shipper ID Number	2. Page 1 of	3. Emergency Response Phone	4. Tracking Number
NCVSQG		(800) 814-1204	CES 142816

SHIPPER

5. Shipper's Name and Mailing Address
Colonial Pipeline Company
14108 Huntersville-Concord Road
Huntersvile North Carolina 28078
Shipper's Phone:

Shipper's Site Address (if different than mailing address)
Colonial Pipeline Company
14108 Huntersville-Concord Road
Huntersvile North Carolina 28078

6. Transporter 1 Company Name: Covanta Environmental Solutions — U.S. EPA ID Number: PAR000043026

7. Transporter 2 Company Name — U.S. EPA ID Number:

8. Consignee Name and Site Address
Covanta Environmental Solutions LLC
2503 Fayetteville Street
Asheboro NC 27203 (336) 683-0911
Facility's Phone:

U.S. EPA ID Number: NCR000135384

HM	9. Shipping Name and Description	10. Containers No.	10. Containers Type	11. Total Quantity	12. Unit Wt./Vol.	
	1. X NA1993, Combustible liquid, n.o.s., (Contains <10% Gasoline), Comb liq, III, ERG# 128	1	TT	5125	G	PLACARD? YES ☐ NO ☐ None
	2.					PLACARD? YES ☐ NO ☐
	3.					PLACARD? YES ☐ NO ☐
	4.					PLACARD? YES ☐ NO ☐

13. Special Handling Instructions and Additional Information
1 5005955 Petroleum Contact Water CWT: N/A PO#:

Trailer #:
Emergency Response Guide Onboard
Site arrival time 1:30
Site departure time 2:00
www.covanta.com

14. SHIPPER'S CERTIFICATION: I certify the materials are accurately described.

Shipper's/Offeror's Printed/Typed Name: Tim Moyer for Adam Harris @ CPL — Signature: T. L. Moy — Month 1 Day 11 Year 22

INT'L

15. International Shipments ☐ Import to U.S. ☐ Export from U.S. Port of entry/exit:
Transporter Signature (for exports only): Date leaving U.S.:

TRANSPORTER

16. Transporter Acknowledgment of Receipt of Materials

Transporter 1 Printed/Typed Name: Bobby Jarrett — Signature: Bobby Jarrett — Month 1 Day 11 Year 22

Transporter 2 Printed/Typed Name — Signature — Month Day Year

DESIGNATED CONSIGNEE

17. Discrepancy

17a. Discrepancy Indication Space ☐ Quantity ☐ Type ☐ Residue ☐ Partial Rejection ☐ Full Rejection

Bill of Lading Reference Number:

17b. Alternate Consignee (or Shipper) — U.S. EPA ID Number
Facility's Phone:

17c. Signature of Alternate Consignee (or Shipper) — Month Day Year

18. Designated Receiving Facility Owner or Operator: Certification of receipt of materials covered by the bill of lading except as noted in Item 17a

Printed/Typed Name: Kalin Davis — Signature — Month 1 Day 11 Year 22

COVANTA
Environmental Solutions

SO254779

Corporate Office
5300 N 33rd St. - Milwaukee, WI 53209
Phone: 800-842-9792 Fax: 414-461-3812

BILL OF LADING

1. Shipper ID Number	2. Page 1 of	3. Emergency Response Phone	4. Tracking Number
NCVSQG		(800) 814-1204	CES 142815

SHIPPER

5. Shipper's Name and Mailing Address
Colonial Pipeline Company
14108 Huntersville-Concord Road
Huntersville North Carolina 28078
Shipper's Phone:

Shipper's Site Address (if different than mailing address)
Colonial Pipeline Company
14108 Huntersville-Concord Road
Huntersville North Carolina 28078

6. Transporter 1 Company Name: Covanta Environmental Solutions
U.S. EPA ID Number: PAR000043026

7. Transporter 2 Company Name:
U.S. EPA ID Number:

8. Consignee Name and Site Address
Covanta Environmental Solutions LLC
2503 Fayetteville Street
Asheboro NC 27203 (336) 683-0911
Facility's Phone:

U.S. EPA ID Number: NCR000135384

HM	9. Shipping Name and Description	10. Containers No.	10. Containers Type	11. Total Quantity	12. Unit Wt./Vol.	
	1. X NA1993, Combustible liquid, n.o.s., (Contains <10% Gasoline), Comb liq, III, ERG# 128	01	TT	5725	G	PLACARD? YES ☐ NO ☐ None
	2.					PLACARD? YES ☐ NO ☐
	3.					PLACARD? YES ☐ NO ☐
	4.					PLACARD? YES ☐ NO ☐

13. Special Handling Instructions and Additional Information
1 5005955 Petroleum Contact Water CWT: N/A PO#:

1039
Trailer # 34
Emergency Response Guide On-boa
Site arrival time 1515
Site departure time 1548
www.covanta.com

14. SHIPPER'S CERTIFICATION: I certify the materials are accurately described.

Shipper's/Offeror's Printed/Typed Name: Tim Moyer for Adam Harris@CPL
Signature: T. L. Moy
Month 01 Day 11 Year 22

INT'L

15. International Shipments ☐ Import to U.S. ☐ Export from U.S. Port of entry/exit:
Transporter Signature (for exports only): Date leaving U.S.:

TRANSPORTER

16. Transporter Acknowledgment of Receipt of Materials

Transporter 1 Printed/Typed Name: Jamie Newell
Signature: Jamie Newell
Month 01 Day 11 Year 22

Transporter 2 Printed/Typed Name:
Signature:
Month Day Year

DESIGNATED CONSIGNEE

17. Discrepancy

17a. Discrepancy Indication Space ☐ Quantity ☐ Type ☐ Residue ☐ Partial Rejection ☐ Full Rejection

Bill of Lading Reference Number:

17b. Alternate Consignee (or Shipper)
U.S. EPA ID Number:
Facility's Phone:

17c. Signature of Alternate Consignee (or Shipper)
Month Day Year

18. Designated Receiving Facility Owner or Operator: Certification of receipt of materials covered by the bill of lading except as noted in Item 17a

Printed/Typed Name: Kaline Davis
Signature:
Month 11 Day 11 Year 22

COVANTA
Environmental Solutions

38/60

SO254784

Corporate Office
5300 N 33rd St. - Milwaukee, WI 53209
Phone: 800-842-9792 Fax: 414-461-3812

BILL OF LADING

1. Shipper ID Number	2. Page 1 of	3. Emergency Response Phone	4. Tracking Number
NCVSQG		(800) 814-1204	CES 142829

SHIPPER

5. Shipper's Name and Mailing Address
Colonial Pipeline Company
14108 Huntersville-Concord Road
Huntersvile North Carolina 28078
Shipper's Phone:

Shipper's Site Address (if different than mailing address)
Colonial Pipeline Company
14108 Huntersville-Concord Road
Huntersvile North Carolina 28078

6. Transporter 1 Company Name: Covanta Environmental Solutions
U.S. EPA ID Number: PAR000043026

7. Transporter 2 Company Name:
U.S. EPA ID Number:

8. Consignee Name and Site Address
Covanta Environmental Solutions LLC
2503 Fayetteville Street
Asheboro NC 27203 (336) 683-0911
Facility's Phone:
U.S. EPA ID Number: NCR000135384

HM	9. Shipping Name and Description	10. Containers No.	10. Containers Type	11. Total Quantity	12. Unit Wt./Vol.	
	1. X NA1993, Combustible liquid, n.o.s., (Contains <10% Gasoline), Comb liq, III, ERG# 128	1	TT	525	G	PLACARD? YES ☐ NO ☐ None
	2.					PLACARD? YES ☐ NO ☐
	3.					PLACARD? YES ☐ NO ☐
	4.					PLACARD? YES ☐ NO ☐

13. Special Handling Instructions and Additional Information
1 5005955 Petroleum Contact Water CWT: N/A PO#:

Trailer #:
Emergency Response Guide Onboa
Site arrival time 1045
Site departure time 1105
www.covanta.com

14. SHIPPER'S CERTIFICATION: I certify the materials are accurately described.

Shipper's/Offeror's Printed/Typed Name	Signature	Month	Day	Year
Tim Moyer for Adam Harris @ CPL	T. L Moy	1	12	22

INT'L

15. International Shipments ☐ Import to U.S. ☐ Export from U.S. Port of entry/exit:
Transporter Signature (for exports only): Date leaving U.S.:

TRANSPORTER

16. Transporter Acknowledgment of Receipt of Materials

Transporter 1 Printed/Typed Name	Signature	Month	Day	Year
Bobby Jarrett	Bobby Jarrett	1	12	22
Transporter 2 Printed/Typed Name	Signature	Month	Day	Year

DESIGNATED CONSIGNEE

17. Discrepancy
17a. Discrepancy Indication Space ☐ Quantity ☐ Type ☐ Residue ☐ Partial Rejection ☐ Full Rejection
Bill of Lading Reference Number:
17b. Alternate Consignee (or Shipper)
U.S. EPA ID Number:
Facility's Phone:
17c. Signature of Alternate Consignee (or Shipper)

Month	Day	Year

18. Designated Receiving Facility Owner or Operator: Certification of receipt of materials covered by the bill of lading except as noted in Item 17a

Printed/Typed Name	Signature	Month	Day	Year
Harry Farrell	Harry Farrell	1	12	22

COVANTA
Environmental Solutions

RD 42
TR 33

(2)

Corporate Office
5300 N 33rd St. - Milwaukee, WI 53209
Phone: 800-842-9792 Fax: 414-461-3812

SO254785

BILL OF LADING	1. Shipper ID Number	2. Page 1 of	3. Emergency Response Phone	4. Tracking Number
	NCVSQG		(800) 814-1204	CES 142828

SHIPPER

5. Shipper's Name and Mailing Address
Colonial Pipeline Company
14108 Huntersville-Concord Road
Huntersvile North Carolina 28078
Shipper's Phone:

Shipper's Site Address (if different than mailing address)
Colonial Pipeline Company
14108 Huntersville-Concord Road
Huntersvile North Carolina 28078

6. Transporter 1 Company Name: Covanta Environmental Solutions
U.S. EPA ID Number: PAR000043026

7. Transporter 2 Company Name:
U.S. EPA ID Number:

8. Consignee Name and Site Address
Covanta Environmental Solutions LLC
2503 Fayetteville Street
Asheboro NC 27203 (336) 683-0911
Facility's Phone:
U.S. EPA ID Number: NCR000135384

HM	9. Shipping Name and Description	10. Containers No.	10. Containers Type	11. Total Quantity	12. Unit Wt./Vol.	
	1. X NA1993, Combustible liquid, n.o.s., (Contains <10% Gasoline), Comb liq, III, ERG# 128		TT	5,125	G	PLACARD? YES ☐ NO ☐ None
	2.					PLACARD? YES ☐ NO ☐
	3.					PLACARD? YES ☐ NO ☐
	4.					PLACARD? YES ☐ NO ☐

13. Special Handling Instructions and Additional Information
1 5005955 Petroleum Contact Water CWT: N/A PO#:

Trailer # 33
Emergency Response Guide On boa
Site arrival time 11:30
Site departure time 12:05
www.covanta.com

14. SHIPPER'S CERTIFICATION: I certify the materials are accurately described.

Shipper's/Offeror's Printed/Typed Name	Signature	Month	Day	Year
Tim Moyer for Adam Harris @ CPL	T. L Moy	1	12	22

INT'L

15. International Shipments ☐ Import to U.S. ☐ Export from U.S. Port of entry/exit:
Transporter Signature (for exports only): Date leaving U.S.:

TRANSPORTER

16. Transporter Acknowledgment of Receipt of Materials

Transporter 1 Printed/Typed Name	Signature	Month	Day	Year
Jose Henriquez		01	12	22
Transporter 2 Printed/Typed Name	Signature	Month	Day	Year

DESIGNATED CONSIGNEE

17. Discrepancy

17a. Discrepancy Indication Space ☐ Quantity ☐ Type ☐ Residue ☐ Partial Rejection ☐ Full Rejection

Bill of Lading Reference Number:

17b. Alternate Consignee (or Shipper)
U.S. EPA ID Number:
Facility's Phone:

17c. Signature of Alternate Consignee (or Shipper) Month Day Year

18. Designated Receiving Facility Owner or Operator: Certification of receipt of materials covered by the bill of lading except as noted in Item 17a

Printed/Typed Name	Signature	Month	Day	Year
Sherry Fearey	Sherry Fearey	1	12	22

COVANTA
Environmental Solutions

38/60

SO254786

Corporate Office
5300 N 33rd St. - Milwaukee, WI 53209
Phone: 800-842-9792 Fax: 414-461-3812

BILL OF LADING

1. Shipper ID Number	2. Page 1 of	3. Emergency Response Phone	4. Tracking Number
NCVSQG		(800) 814-1204	CES 142825

SHIPPER

5. Shipper's Name and Mailing Address
Colonial Pipeline Company
14108 Huntersville-Concord Road
Huntersvile North Carolina 28078
Shipper's Phone:

Shipper's Site Address (if different than mailing address)
Colonial Pipeline Company
14108 Huntersville-Concord Road
Huntersvile North Carolina 28078

6. Transporter 1 Company Name: Covanta Environmental Solutions — U.S. EPA ID Number: PAR000043026

7. Transporter 2 Company Name — U.S. EPA ID Number:

8. Consignee Name and Site Address
Covanta Environmental Solutions LLC
2503 Fayetteville Street
Asheboro NC 27203 (336) 683-0911
Facility's Phone:

U.S. EPA ID Number: NCR000135384

HM	9. Shipping Name and Description	10. Containers No.	10. Containers Type	11. Total Quantity	12. Unit Wt./Vol.	
	1. X NA1993, Combustible liquid, n.o.s., (Contains <10% Gasoline), Comb liq, III, ERG# 128	1	TT	5125	G	PLACARD? YES ☐ NO ☐ None
	2.					PLACARD? YES ☐ NO ☐
	3.					PLACARD? YES ☐ NO ☐
	4.					PLACARD? YES ☐ NO ☐

13. Special Handling Instructions and Additional Information
1 5005955 Petroleum Contact Water CWT: N/A PO#:

Trailer #:
Emergency Response Guide On-boa
Site arrival time 1:15
Site departure time 1:40
www.covanta.com

14. SHIPPER'S CERTIFICATION: I certify the materials are accurately described.

Shipper's/Offeror's Printed/Typed Name: Tim Moyer for Adam Harris @ CPL — Signature: T. L. Moy — Month 1 Day 12 Year 22

INT'L

15. International Shipments ☐ Import to U.S. ☐ Export from U.S. Port of entry/exit:
Transporter Signature (for exports only): Date leaving U.S.:

TRANSPORTER

16. Transporter Acknowledgment of Receipt of Materials

Transporter 1 Printed/Typed Name: Bobby Jarrett — Signature: Bobby Jarrett — Month 1 Day 12 Year 22

Transporter 2 Printed/Typed Name — Signature — Month Day Year

DESIGNATED CONSIGNEE

17. Discrepancy

17a. Discrepancy Indication Space ☐ Quantity ☐ Type ☐ Residue ☐ Partial Rejection ☐ Full Rejection

Bill of Lading Reference Number:

17b. Alternate Consignee (or Shipper) — U.S. EPA ID Number

Facility's Phone:

17c. Signature of Alternate Consignee (or Shipper) — Month Day Year

18. Designated Receiving Facility Owner or Operator: Certification of receipt of materials covered by the bill of lading except as noted in Item 17a

Printed/Typed Name: Kaline Davis — Signature — Month 1 Day 12 Year 22

COVANTA
Environmental Solutions

RD 42
TR 33

(3)

SO254788

Corporate Office
5300 N 33rd St. - Milwaukee, WI 53209
Phone: 800-842-9792 Fax: 414-461-3812

BILL OF LADING

1. Shipper ID Number	2. Page 1 of	3. Emergency Response Phone	4. Tracking Number
NCVSQG		(800) 814-1204	CES 142826

SHIPPER

5. Shipper's Name and Mailing Address
Colonial Pipeline Company
14108 Huntersville-Concord Road
Huntersvile North Carolina 28078
Shipper's Phone:

Shipper's Site Address (if different than mailing address)
Colonial Pipeline Company
14108 Huntersville-Concord Road
Huntersvile North Carolina 28078

6. Transporter 1 Company Name: Covanta Environmental Solutions
U.S. EPA ID Number: PAR000043026

7. Transporter 2 Company Name:
U.S. EPA ID Number:

8. Consignee Name and Site Address
Covanta Environmental Solutions LLC
2503 Fayetteville Street
Asheboro NC 27203 (336) 683-0911
Facility's Phone:
U.S. EPA ID Number: NCR000135384

HM	9. Shipping Name and Description	10. Containers No.	10. Containers Type	11. Total Quantity	12. Unit Wt./Vol.	
	1. X NA1993, Combustible liquid, n.o.s., (Contains <10% Gasoline), Comb liq, III, ERG# 128	1	TT	5,125	G	PLACARD? YES ☐ NO ☐ None
	2.					PLACARD? YES ☐ NO ☐
	3.					PLACARD? YES ☐ NO ☐
	4.					PLACARD? YES ☐ NO ☐

13. Special Handling Instructions and Additional Information
1 5005955 Petroleum Contact Water CWT: N/A PO#:

Trailer # 33
Emergency Response Guide On-boa
Site arrival time 2:00
Site departure time 2:30 PM
www.covanta.com

14. SHIPPER'S CERTIFICATION: I certify the materials are accurately described.

Shipper's/Offeror's Printed/Typed Name: Tim Moye for Adam Harris @ CPL
Signature: T. L Moy
Month 1 Day 12 Year 22

INT'L

15. International Shipments ☐ Import to U.S. ☐ Export from U.S. Port of entry/exit:
Transporter Signature (for exports only): Date leaving U.S.:

TRANSPORTER

16. Transporter Acknowledgment of Receipt of Materials

Transporter 1 Printed/Typed Name: Jose Henriquez
Signature:
Month 1 Day 12 Year 22

Transporter 2 Printed/Typed Name:
Signature:
Month Day Year

DESIGNATED CONSIGNEE

17. Discrepancy

17a. Discrepancy Indication Space ☐ Quantity ☐ Type ☐ Residue ☐ Partial Rejection ☐ Full Rejection

Bill of Lading Reference Number:

17b. Alternate Consignee (or Shipper)
U.S. EPA ID Number:
Facility's Phone:

17c. Signature of Alternate Consignee (or Shipper)
Month Day Year

18. Designated Receiving Facility Owner or Operator: Certification of receipt of materials covered by the bill of lading except as noted in Item 17a

Printed/Typed Name: Kaline Davis
Signature:
Month 1 Day 12 Year 22

COVANTA
Environmental Solutions

38/60

SO254782

Corporate Office
5300 N 33rd St. - Milwaukee, WI 53209
Phone: 800-842-9792 Fax: 414-461-3812

BILL OF LADING

1. Shipper ID Number	2. Page 1 of	3. Emergency Response Phone	4. Tracking Number
NCVSQG		(800) 814-1204	CES 142827

SHIPPER

5. Shipper's Name and Mailing Address
Colonial Pipeline Company
14108 Huntersville-Concord Road
Huntersvile North Carolina 28078
Shipper's Phone:

Shipper's Site Address (if different than mailing address)
Colonial Pipeline Company
14108 Huntersville-Concord Road
Huntersvile North Carolina 28078

6. Transporter 1 Company Name: Covanta Environmental Solutions
U.S. EPA ID Number: PAR000043026

7. Transporter 2 Company Name:
U.S. EPA ID Number:

8. Consignee Name and Site Address
Covanta Environmental Solutions LLC
2503 Fayetteville Street
Asheboro NC 27203 (336) 683-0911
Facility's Phone:
U.S. EPA ID Number: NCR000135384

HM	9. Shipping Name and Description	10. Containers No.	10. Containers Type	11. Total Quantity	12. Unit Wt./Vol.	
	1. X NA1993, Combustible liquid, n.o.s., (Contains <10% Gasoline), Comb liq, III, ERG# 128	1	TT	5125	G	PLACARD? YES ☐ NO ☐ None
	2.					PLACARD? YES ☐ NO ☐
	3.					PLACARD? YES ☐ NO ☐
	4.					PLACARD? YES ☐ NO ☐

13. Special Handling Instructions and Additional Information
1 5005955 Petroleum Contact Water CWT: N/A PO#:

Trailer #____
Emergency Response Guide On-boa
Site arrival time 745
Site departure time 830
www.covanta.com

14. SHIPPER'S CERTIFICATION: I certify the materials are accurately described.
Shipper's/Offeror's Printed/Typed Name: Deric Reaper
Signature:
Month 1 Day 12 Year 22

INT'L
15. International Shipments ☐ Import to U.S. ☐ Export from U.S. Port of entry/exit:
Transporter Signature (for exports only): Date leaving U.S.:

TRANSPORTER
16. Transporter Acknowledgment of Receipt of Materials
Transporter 1 Printed/Typed Name: Bobby Jarrett
Signature:
Month 1 Day 12 Year 22
Transporter 2 Printed/Typed Name:
Signature:
Month Day Year

DESIGNATED CONSIGNEE
17. Discrepancy
17a. Discrepancy Indication Space ☐ Quantity ☐ Type ☐ Residue ☐ Partial Rejection ☐ Full Rejection
Bill of Lading Reference Number:
17b. Alternate Consignee (or Shipper)
U.S. EPA ID Number:
Facility's Phone:
17c. Signature of Alternate Consignee (or Shipper)
Month Day Year

18. Designated Receiving Facility Owner or Operator: Certification of receipt of materials covered by the bill of lading except as noted in Item 17a
Printed/Typed Name: Terry Ferrell
Signature:
Month 1 Day 12 Year 22

COVANTA
Environmental Solutions

RO 42
TR 33

SO254783

Corporate Office
5300 N 33rd St. - Milwaukee, WI 53209
Phone: 800-842-9792 Fax: 414-461-3812

BILL OF LADING

1. Shipper ID Number	2. Page 1 of	3. Emergency Response Phone	4. Tracking Number
NCVSQG		(800) 814-1204	CES 142830

SHIPPER

5. Shipper's Name and Mailing Address
Colonial Pipeline Company
14108 Huntersville-Concord Road
Huntersvile North Carolina 28078
Shipper's Phone:

Shipper's Site Address (if different than mailing address)
Colonial Pipeline Company
14108 Huntersville-Concord Road
Huntersvile North Carolina 28078

6. Transporter 1 Company Name: Covanta Environmental Solutions
U.S. EPA ID Number: PAR000043026

7. Transporter 2 Company Name:
U.S. EPA ID Number:

8. Consignee Name and Site Address
Covanta Environmental Solutions LLC
2503 Fayetteville Street
Asheboro NC 27203 (336) 683-0911
Facility's Phone:
U.S. EPA ID Number: NCR000135384

HM	9. Shipping Name and Description	10. Containers No.	10. Containers Type	11. Total Quantity	12. Unit Wt./Vol.	
	1. X NA1993, Combustible liquid, n.o.s., (Contains <10% Gasoline), Comb liq, III, ERG# 128	1	TT	5,125	G	PLACARD? YES ☐ NO ☐ None
	2.					PLACARD? YES ☐ NO ☐
	3.					PLACARD? YES ☐ NO ☐
	4.					PLACARD? YES ☐ NO ☐

13. Special Handling Instructions and Additional Information
1 5005955 Petroleum Contact Water CWT: N/A PO#:

Trailer # 33
Emergency Response Guide On-boa
Site arrival time 7:00 am
Site departure time 9:15
www.covanta.com

14. SHIPPER'S CERTIFICATION: I certify the materials are accurately described.
Shipper's/Offeror's Printed/Typed Name: Deric Reapes
Signature:
Month 1 Day 12 Year 22

INT'L

15. International Shipments ☐ Import to U.S. ☐ Export from U.S. Port of entry/exit:
Transporter Signature (for exports only): Date leaving U.S.:

TRANSPORTER

16. Transporter Acknowledgment of Receipt of Materials
Transporter 1 Printed/Typed Name: Jose Henriquez
Signature:
Month 01 Day 12 Year 22
Transporter 2 Printed/Typed Name:
Signature:
Month Day Year

DESIGNATED CONSIGNEE

17. Discrepancy
17a. Discrepancy Indication Space ☐ Quantity ☐ Type ☐ Residue ☐ Partial Rejection ☐ Full Rejection
Bill of Lading Reference Number:
17b. Alternate Consignee (or Shipper)
U.S. EPA ID Number:
Facility's Phone:
17c. Signature of Alternate Consignee (or Shipper)
Month Day Year

18. Designated Receiving Facility Owner or Operator: Certification of receipt of materials covered by the bill of lading except as noted in Item 17a
Printed/Typed Name: Henry Ferrell
Signature:
Month 1 Day 12 Year 22

COVANTA
Environmental Solutions

38/60

SO254792

Corporate Office
5300 N 33rd St. - Milwaukee, WI 53209
Phone: 800-842-9792 Fax: 414-461-3812

BILL OF LADING

1. Shipper ID Number	2. Page 1 of	3. Emergency Response Phone	4. Tracking Number
NCVSQG		(800) 814-1204	CES 142855

SHIPPER

5. Shipper's Name and Mailing Address
Colonial Pipeline Company
14108 Huntersville-Concord Road
Huntersvile North Carolina 28078
Shipper's Phone:

Shipper's Site Address (if different than mailing address)
Colonial Pipeline Company
14108 Huntersville-Concord Road
Huntersvile North Carolina 28078

6. Transporter 1 Company Name: Covanta Environmental Solutions — U.S. EPA ID Number: PAR000043026

7. Transporter 2 Company Name — U.S. EPA ID Number:

8. Consignee Name and Site Address
Covanta Environmental Solutions LLC
2503 Fayetteville Street
Asheboro NC 27203 (336) 683-0911
Facility's Phone:

U.S. EPA ID Number: NCR000135384

HM	9. Shipping Name and Description	10. Containers No.	10. Containers Type	11. Total Quantity	12. Unit Wt./Vol.	
	1. X NA1993, Combustible liquid, n.o.s., (Contains <10% Gasoline), Comb liq, III, ERG# 128	1	TT	5125	G	PLACARD? YES ☐ NO ☐ None
	2.					PLACARD? YES ☐ NO ☐
	3.					PLACARD? YES ☐ NO ☐
	4.					PLACARD? YES ☐ NO ☐

13. Special Handling Instructions and Additional Information
1 5005955 Petroleum Contact Water CWT: N/A PO#:

Trailer #____
Emergency Response Guide On-boa
Site arrival time 7:45
Site departure time 8:20
www.covanta.com

14. SHIPPER'S CERTIFICATION: I certify the materials are accurately described.

Shipper's/Offeror's Printed/Typed Name: Tim Moyer for Adam Harris @ CPL — Signature: T. L Moy — Month 1 Day 13 Year 22

INT'L

15. International Shipments ☐ Import to U.S. ☐ Export from U.S. Port of entry/exit:
Transporter Signature (for exports only): Date leaving U.S.:

TRANSPORTER

16. Transporter Acknowledgment of Receipt of Materials

Transporter 1 Printed/Typed Name: Bobby Jarrett — Signature: Bobby Jarrett — Month 1 Day 13 Year 22

Transporter 2 Printed/Typed Name — Signature — Month Day Year

DESIGNATED CONSIGNEE

17. Discrepancy

17a. Discrepancy Indication Space ☐ Quantity ☐ Type ☐ Residue ☐ Partial Rejection ☐ Full Rejection

Bill of Lading Reference Number:

17b. Alternate Consignee (or Shipper) — U.S. EPA ID Number

Facility's Phone:

17c. Signature of Alternate Consignee (or Shipper) — Month Day Year

18. Designated Receiving Facility Owner or Operator: Certification of receipt of materials covered by the bill of lading except as noted in Item 17a

Printed/Typed Name: Sherry Ferrell — Signature: Sherry Ferrell — Month 1 Day 13 Year 22

COVANTA
Environmental Solutions

SO254798

Corporate Office
5300 N 33rd St. - Milwaukee, WI 53209
Phone: 800-842-9792 Fax: 414-461-3812

BILL OF LADING

1. Shipper ID Number	2. Page 1 of	3. Emergency Response Phone	4. Tracking Number
NCVSQG		(800) 814-1204	CES 142853

SHIPPER

5. Shipper's Name and Mailing Address
Colonial Pipeline Company
14108 Huntersville-Concord Road
Huntersvile North Carolina 28078
Shipper's Phone:

Shipper's Site Address (if different than mailing address)
Colonial Pipeline Company
14108 Huntersville-Concord Road
Huntersvile North Carolina 28078

6. Transporter 1 Company Name
Covanta Environmental Solutions

U.S. EPA ID Number
PAR000043026

7. Transporter 2 Company Name

U.S. EPA ID Number

8. Consignee Name and Site Address
Covanta Environmental Solutions LLC
2503 Fayetteville Street
Asheboro NC 27203 (336) 683-0911
Facility's Phone:

U.S. EPA ID Number
NCR000135384

HM	9. Shipping Name and Description	10. Containers No.	10. Containers Type	11. Total Quantity	12. Unit Wt./Vol.	
	1. X NA1993, Combustible liquid, n.o.s., (Contains <10% Gasoline), Comb liq, III, ERG# 128	01	TT	5725	G	PLACARD? None YES ☐ NO ☐
	2.					PLACARD? YES ☐ NO ☐
	3.					PLACARD? YES ☐ NO ☐
	4.					PLACARD? YES ☐ NO ☐

13. Special Handling Instructions and Additional Information
1 5005955 Petroleum Contact Water CWT: N/A PO#:

M39
Trailer # 34
Emergency Response Guide On-bo
Site arrival time 0820
Site departure time 0855
www.covanta.com

14. SHIPPER'S CERTIFICATION: I certify the materials are accurately described.

Shipper's/Offeror's Printed/Typed Name	Signature	Month	Day	Year
Tim Moyer for Adam Harris @ CPL	T. L. Moyer	01	13	22

INT'L

15. International Shipments ☐ Import to U.S. ☐ Export from U.S. Port of entry/exit:
Transporter Signature (for exports only): Date leaving U.S.:

TRANSPORTER

16. Transporter Acknowledgment of Receipt of Materials

Transporter 1 Printed/Typed Name	Signature	Month	Day	Year
James Mitchell	James Mitchell	01	13	22
Transporter 2 Printed/Typed Name	Signature	Month	Day	Year

DESIGNATED CONSIGNEE

17. Discrepancy

17a. Discrepancy Indication Space ☐ Quantity ☐ Type ☐ Residue ☐ Partial Rejection ☐ Full Rejection

Bill of Lading Reference Number:

17b. Alternate Consignee (or Shipper)

U.S. EPA ID Number

Facility's Phone:

17c. Signature of Alternate Consignee (or Shipper)

Month	Day	Year

18. Designated Receiving Facility Owner or Operator: Certification of receipt of materials covered by the bill of lading except as noted in Item 17a

Printed/Typed Name	Signature	Month	Day	Year
Kaline Davis	Kaline Davis	1	13	22

COVANTA
Environmental Solutions

38/60

SO254794

Corporate Office
5300 N 33rd St. - Milwaukee, WI 53209
Phone: 800-842-9792 Fax: 414-461-3812

BILL OF LADING

1. Shipper ID Number	2. Page 1 of	3. Emergency Response Phone	4. Tracking Number
NCVSQG		(800) 814-1204	CES 142854

SHIPPER

5. Shipper's Name and Mailing Address
Colonial Pipeline Company
14108 Huntersville-Concord Road
Huntersvile North Carolina 28078
Shipper's Phone:

Shipper's Site Address (if different than mailing address)
Colonial Pipeline Company
14108 Huntersville-Concord Road
Huntersvile North Carolina 28078

6. Transporter 1 Company Name: Covanta Environmental Solutions
U.S. EPA ID Number: PAR000043026

7. Transporter 2 Company Name:
U.S. EPA ID Number:

8. Consignee Name and Site Address
Covanta Environmental Solutions LLC
2503 Fayetteville Street
Asheboro NC 27203 (336) 683-0911
Facility's Phone:
U.S. EPA ID Number: NCR000135384

HM	9. Shipping Name and Description	10. Containers No.	10. Containers Type	11. Total Quantity	12. Unit Wt./Vol.	
	1. X NA1993, Combustible liquid, n.o.s., (Contains <10% Gasoline), Comb liq. III, ERG# 128	1	TT	5135	G	PLACARD? YES ☐ NO ☐ None
	2.					PLACARD? YES ☐ NO ☐
	3.					PLACARD? YES ☐ NO ☐
	4.					PLACARD? YES ☐ NO ☐

13. Special Handling Instructions and Additional Information
1 5005955 Petroleum Contact Water CWT: N/A PO#:

Trailer #:
Emergency Response Guide On-boa
Site arrival time 1030
Site departure time 1100
www.covanta.com

14. SHIPPER'S CERTIFICATION: I certify the materials are accurately described.

Shipper's/Offeror's Printed/Typed Name: Tim Moyer for Adam Harris @ CPL
Signature: T. Moyer
Month 1 Day 13 Year 22

INT'L

15. International Shipments ☐ Import to U.S. ☐ Export from U.S. Port of entry/exit:
Transporter Signature (for exports only): Date leaving U.S.:

TRANSPORTER

16. Transporter Acknowledgment of Receipt of Materials

Transporter 1 Printed/Typed Name: Bobby Jarrett
Signature: Bobby Jarrett
Month 1 Day 13 Year 22

Transporter 2 Printed/Typed Name:
Signature:
Month Day Year

DESIGNATED CONSIGNEE

17. Discrepancy

17a. Discrepancy Indication Space ☐ Quantity ☐ Type ☐ Residue ☐ Partial Rejection ☐ Full Rejection

Bill of Lading Reference Number:

17b. Alternate Consignee (or Shipper)
U.S. EPA ID Number:
Facility's Phone:

17c. Signature of Alternate Consignee (or Shipper)
Month Day Year

18. Designated Receiving Facility Owner or Operator: Certification of receipt of materials covered by the bill of lading except as noted in Item 17a

Printed/Typed Name: Sherry Farrell
Signature: Sherry Farrell
Month 1 Day 13 Year 22

COVANTA
Environmental Solutions

SO254793

Corporate Office
5300 N 33rd St. - Milwaukee, WI 53209
Phone: 800-842-9792 Fax: 414-461-3812

SHIPPER

BILL OF LADING	1. Shipper ID Number	2. Page 1 of	3. Emergency Response Phone	4. Tracking Number
	NCVSQG		(800) 814-1204	CES 142856

5. Shipper's Name and Mailing Address
Colonial Pipeline Company
14108 Huntersville-Concord Road
Huntersvile North Carolina 28078
Shipper's Phone:

Shipper's Site Address (if different than mailing address)
Colonial Pipeline Company
14108 Huntersville-Concord Road
Huntersvile North Carolina 28078

6. Transporter 1 Company Name: Covanta Environmental Solutions — U.S. EPA ID Number: PAR000043026

7. Transporter 2 Company Name — U.S. EPA ID Number:

8. Consignee Name and Site Address
Covanta Environmental Solutions LLC
2503 Fayetteville Street
Asheboro NC 27203 (336) 683-0911
Facility's Phone:

U.S. EPA ID Number: NCR000135384

HM	9. Shipping Name and Description	10. Containers No.	10. Containers Type	11. Total Quantity	12. Unit Wt./Vol.	
	1. X NA1993, Combustible liquid, n.o.s., (Contains <10% Gasoline), Comb liq, III, ERG# 128	01	TT	5125	G	PLACARD? YES ☐ NO ☐ None
	2.					PLACARD? YES ☐ NO ☐
	3.					PLACARD? YES ☐ NO ☐
	4.					PLACARD? YES ☐ NO ☐

13. Special Handling Instructions and Additional Information

1 5005955 Petroleum Contact Water CWT: N/A PO#:

NA 39
Trailer # 34
Emergency Response Guide On-bo
Site arrival time 1225
Site departure time 1250
www.covanta.com

14. SHIPPER'S CERTIFICATION: I certify the materials are accurately described.

Shipper's/Offeror's Printed/Typed Name: Tim Moyer for Adam Harris@CPL — Signature: T. L. Moy — Month 01 Day 13 Year 22

INT'L

15. International Shipments ☐ Import to U.S. ☐ Export from U.S. Port of entry/exit:
Transporter Signature (for exports only): Date leaving U.S.:

TRANSPORTER

16. Transporter Acknowledgment of Receipt of Materials

Transporter 1 Printed/Typed Name — Signature — Month 01 Day 13 Year 22

Transporter 2 Printed/Typed Name: Jamie McNeill — Signature: Jamie McNeill — Month Day Year

DESIGNATED CONSIGNEE

17. Discrepancy

17a. Discrepancy Indication Space ☐ Quantity ☐ Type ☐ Residue ☐ Partial Rejection ☐ Full Rejection

Bill of Lading Reference Number:

17b. Alternate Consignee (or Shipper) — U.S. EPA ID Number

Facility's Phone:

17c. Signature of Alternate Consignee (or Shipper) — Month Day Year

18. Designated Receiving Facility Owner or Operator: Certification of receipt of materials covered by the bill of lading except as noted in Item 17a

Printed/Typed Name: Kaline Davis — Signature: [signature] — Month 1 Day 13 Year 22

COVANTA
Environmental Solutions

38/60

SO254796

Corporate Office
5300 N 33rd St. - Milwaukee, WI 53209
Phone: 800-842-9792 Fax: 414-461-3812

BILL OF LADING

1. Shipper ID Number	2. Page 1 of	3. Emergency Response Phone	4. Tracking Number
NCVSQG		(800) 814-1204	CES 142852

SHIPPER

5. Shipper's Name and Mailing Address
Colonial Pipeline Company
14108 Huntersville-Concord Road
Huntersvile North Carolina 28078
Shipper's Phone:

Shipper's Site Address (if different than mailing address)
Colonial Pipeline Company
14108 Huntersville-Concord Road
Huntersvile North Carolina 28078

6. Transporter 1 Company Name: Covanta Environmental Solutions
U.S. EPA ID Number: PAR000043026

7. Transporter 2 Company Name:
U.S. EPA ID Number:

8. Consignee Name and Site Address
Covanta Environmental Solutions LLC
2503 Fayetteville Street
Asheboro NC 27203 (336) 683-0911
Facility's Phone:
U.S. EPA ID Number: NCR000135384

HM	9. Shipping Name and Description	10. Containers No.	10. Containers Type	11. Total Quantity	12. Unit Wt./Vol.	
	1. X NA1993, Combustible liquid, n.o.s., (Contains <10% Gasoline), Comb liq, III, ERG# 128	1	TT	5125	G	PLACARD? YES ☐ NO ☒ None
	2.					PLACARD? YES ☐ NO ☐
	3.					PLACARD? YES ☐ NO ☐
	4.					PLACARD? YES ☐ NO ☐

13. Special Handling Instructions and Additional Information
1 5005955 Petroleum Contact Water CWT: N/A PO#:

Trailer #____
Emergency Response Guide On-boa
Site arrival time 1 00
Site departure time 1 35
www.covanta.com

14. SHIPPER'S CERTIFICATION: I certify the materials are accurately described.

Shipper's/Offeror's Printed/Typed Name: Tim Moyer for Adam Harris @ CPL
Signature: T. L. Moy
Month 1 Day 13 Year 22

INT'L

15. International Shipments ☐ Import to U.S. ☐ Export from U.S. Port of entry/exit:
Transporter Signature (for exports only): Date leaving U.S.:

TRANSPORTER

16. Transporter Acknowledgment of Receipt of Materials

Transporter 1 Printed/Typed Name: Bobby Jarrett
Signature: Bobby Jarrett
Month 1 Day 13 Year 22

Transporter 2 Printed/Typed Name:
Signature:
Month Day Year

DESIGNATED CONSIGNEE

17. Discrepancy

17a. Discrepancy Indication Space ☐ Quantity ☐ Type ☐ Residue ☐ Partial Rejection ☐ Full Rejection

Bill of Lading Reference Number:

17b. Alternate Consignee (or Shipper)
U.S. EPA ID Number:
Facility's Phone:

17c. Signature of Alternate Consignee (or Shipper)
Month Day Year

18. Designated Receiving Facility Owner or Operator: Certification of receipt of materials covered by the bill of lading except as noted in Item 17a

Printed/Typed Name: Kaline Davis
Signature:
Month 1 Day 13 Year 22

COVANTA
Environmental Solutions

38/60

SO254800

Corporate Office
5300 N 33rd St. - Milwaukee, WI 53209
Phone: 800-842-9792 Fax: 414-461-3812

BILL OF LADING

1. Shipper ID Number	2. Page 1 of	3. Emergency Response Phone	4. Tracking Number
NCVSQG		(800) 814-1204	CES 142129

SHIPPER

5. Shipper's Name and Mailing Address
Colonial Pipeline Company
14108 Huntersville-Concord Road
Huntersvile North Carolina 28078
Shipper's Phone:

Shipper's Site Address (if different than mailing address)
Colonial Pipeline Company
14108 Huntersville-Concord Road
Huntersvile North Carolina 28078

6. Transporter 1 Company Name: Covanta Environmental Solutions
U.S. EPA ID Number: PAR000043026

7. Transporter 2 Company Name:
U.S. EPA ID Number:

8. Consignee Name and Site Address
Covanta Environmental Solutions LLC
2503 Fayetteville Street
Asheboro NC 27203 (336) 683-0911
Facility's Phone:

U.S. EPA ID Number: NCR000135384

HM	9. Shipping Name and Description	10. Containers No.	10. Containers Type	11. Total Quantity	12. Unit Wt./Vol.	
	1. X NA1993, Combustible liquid, n.o.s., (Contains <10% Gasoline), Comb liq, III, ERG# 128	1	TT	5125	G	PLACARD? None YES ☐ NO ☐
	2.					PLACARD? YES ☐ NO ☐
	3.					PLACARD? YES ☐ NO ☐
	4.					PLACARD? YES ☐ NO ☐

13. Special Handling Instructions and Additional Information

1 5005955 Petroleum Contact Water CWT: N/A PO#:

Trailer #____
Emergency Response Guide On-Board
Site arrival time 7:45
Site departure time 8:15
www.covanta.com

14. SHIPPER'S CERTIFICATION: I certify the materials are accurately described.

Shipper's/Offeror's Printed/Typed Name: Tim Moyer for Adam Harris @ CPL
Signature: T. L. Moy
Month 1 Day 14 Year 22

INT'L

15. International Shipments ☐ Import to U.S. ☐ Export from U.S. Port of entry/exit:
Transporter Signature (for exports only): Date leaving U.S.:

TRANSPORTER

16. Transporter Acknowledgment of Receipt of Materials

Transporter 1 Printed/Typed Name: Bobby Jarrett
Signature: Bobby Jarrett
Month 1 Day 14 Year 22

Transporter 2 Printed/Typed Name:
Signature:
Month Day Year

DESIGNATED CONSIGNEE

17. Discrepancy

17a. Discrepancy Indication Space ☐ Quantity ☐ Type ☐ Residue ☐ Partial Rejection ☐ Full Rejection

Bill of Lading Reference Number:

17b. Alternate Consignee (or Shipper)
U.S. EPA ID Number:
Facility's Phone:

17c. Signature of Alternate Consignee (or Shipper)
Month Day Year

18. Designated Receiving Facility Owner or Operator: Certification of receipt of materials covered by the bill of lading except as noted in Item 17a

Printed/Typed Name: Jaqueline Nunez
Signature: J Nunez
Month 1 Day 14 Year 22

COVANTA
Environmental Solutions

Corporate Office
5300 N 33rd St. - Milwaukee, WI 53209
Phone: 800-842-9792 Fax: 414-461-3812

SO254806

BILL OF LADING

1. Shipper ID Number	2. Page 1 of	3. Emergency Response Phone	4. Tracking Number
NCVSQG		(800) 814-1204	CES 142131

SHIPPER

5. Shipper's Name and Mailing Address
Colonial Pipeline Company
14108 Huntersville-Concord Road
Huntersvile North Carolina 28078
Shipper's Phone:

Shipper's Site Address (if different than mailing address)
Colonial Pipeline Company
14108 Huntersville-Concord Road
Huntersvile North Carolina 28078

6. Transporter 1 Company Name: Covanta Environmental Solutions
U.S. EPA ID Number: PAR000043026

7. Transporter 2 Company Name:
U.S. EPA ID Number:

8. Consignee Name and Site Address
Covanta Environmental Solutions LLC
2503 Fayetteville Street
Asheboro NC 27203 (336) 683-0911
Facility's Phone:
U.S. EPA ID Number: NCR000135384

HM	9. Shipping Name and Description	10. Containers No.	10. Containers Type	11. Total Quantity	12. Unit Wt./Vol.	
	1. X NA1993, Combustible liquid, n.o.s., (Contains <10% Gasoline), Comb liq, III, ERG# 128	01	TT	5725	G	PLACARD? YES ☐ NO ☐ None
	2.					PLACARD? YES ☐ NO ☐
	3.					PLACARD? YES ☐ NO ☐
	4.					PLACARD? YES ☐ NO ☐

13. Special Handling Instructions and Additional Information
1 5005955 Petroleum Contact Water CWT: N/A PO#:

1039
Trailer #34
Emergency Response Guide On-boa
Site arrival time 0815
Site departure time 0945
www.covanta.com

14. SHIPPER'S CERTIFICATION: I certify the materials are accurately described.

Shipper's/Offeror's Printed/Typed Name	Signature	Month	Day	Year
Tim Mayer for Adam Harris @ CPL	J. L. Moye	01	14	22

INT'L

15. International Shipments ☐ Import to U.S. ☐ Export from U.S. Port of entry/exit:
Transporter Signature (for exports only): Date leaving U.S.:

TRANSPORTER

16. Transporter Acknowledgment of Receipt of Materials

Transporter 1 Printed/Typed Name	Signature	Month	Day	Year
Jamie Mercer	Jamie Mercer	01	14	22
Transporter 2 Printed/Typed Name	Signature	Month	Day	Year

DESIGNATED CONSIGNEE

17. Discrepancy

17a. Discrepancy Indication Space ☐ Quantity ☐ Type ☐ Residue ☐ Partial Rejection ☐ Full Rejection

Bill of Lading Reference Number:

17b. Alternate Consignee (or Shipper)
U.S. EPA ID Number:
Facility's Phone:

17c. Signature of Alternate Consignee (or Shipper) Month Day Year

18. Designated Receiving Facility Owner or Operator: Certification of receipt of materials covered by the bill of lading except as noted in Item 17a

Printed/Typed Name	Signature	Month	Day	Year
Kaline Davis		1	14	22

COVANTA
Environmental Solutions

38/60

SO254809

Corporate Office
5300 N 33rd St. - Milwaukee, WI 53209
Phone: 800-842-9792 Fax: 414-461-3812

BILL OF LADING

1. Shipper ID Number	2. Page 1 of	3. Emergency Response Phone	4. Tracking Number
NCVSQG		(800) 814-1204	CES 142130

SHIPPER

5. Shipper's Name and Mailing Address

Colonial Pipeline Company
14108 Huntersville-Concord Road
Huntersvile North Carolina 28078

Shipper's Phone:

Shipper's Site Address (if different than mailing address)

Colonial Pipeline Company
14108 Huntersville-Concord Road
Huntersvile North Carolina 28078

6. Transporter 1 Company Name: Covanta Environmental Solutions — U.S. EPA ID Number: PAR000043026

7. Transporter 2 Company Name — U.S. EPA ID Number:

8. Consignee Name and Site Address

Covanta Environmental Solutions LLC
2503 Fayetteville Street
Asheboro NC 27203 (336) 683-0911

Facility's Phone:

U.S. EPA ID Number: NCR000135384

HM	9. Shipping Name and Description	10. Containers No.	10. Containers Type	11. Total Quantity	12. Unit Wt./Vol.	
	1. X NA1993, Combustible liquid, n.o.s., (Contains <10% Gasoline), Comb liq, III, ERG# 128	1	TT	5125	G	PLACARD? YES ☐ NO ☒
	2.					PLACARD? YES ☐ NO ☐
	3.					PLACARD? YES ☐ NO ☐
	4.					PLACARD? YES ☐ NO ☐

13. Special Handling Instructions and Additional Information

1 5005955 Petroleum Contact Water CWT: N/A PO#:

Trailer #_____
Emergency Response Guide On-boa
Site arrival time 1020
Site departure time 1045
www.covanta.com

14. SHIPPER'S CERTIFICATION: I certify the materials are accurately described.

Shipper's/Offeror's Printed/Typed Name	Signature	Month	Day	Year
Tim Moyer for Adam Harris @ CPL	T. L. Moy	1	14	22

INT'L

15. International Shipments ☐ Import to U.S. ☐ Export from U.S. Port of entry/exit:

Transporter Signature (for exports only): Date leaving U.S.:

TRANSPORTER

16. Transporter Acknowledgment of Receipt of Materials

Transporter 1 Printed/Typed Name	Signature	Month	Day	Year
Bobby Jarrett	Bobby Jarrett	1	14	22
Transporter 2 Printed/Typed Name	Signature	Month	Day	Year

DESIGNATED CONSIGNEE

17. Discrepancy

17a. Discrepancy Indication Space ☐ Quantity ☐ Type ☐ Residue ☐ Partial Rejection ☐ Full Rejection

Bill of Lading Reference Number:

17b. Alternate Consignee (or Shipper) — U.S. EPA ID Number

Facility's Phone:

17c. Signature of Alternate Consignee (or Shipper) — Month Day Year

18. Designated Receiving Facility Owner or Operator: Certification of receipt of materials covered by the bill of lading except as noted in Item 17a

Printed/Typed Name	Signature	Month	Day	Year
Jaquelina Nieves	J Nieves	1	14	22

COVANTA
Environmental Solutions

Corporate Office
5300 N 33rd St. - Milwaukee, WI 53209
Phone: 800-842-9792 Fax: 414-461-3812

SO254815

BILL OF LADING

1. Shipper ID Number	2. Page 1 of	3. Emergency Response Phone	4. Tracking Number
NCVSQG		(800) 814-1204	CES 142126

SHIPPER

5. Shipper's Name and Mailing Address
Colonial Pipeline Company
14108 Huntersville-Concord Road
Huntersvile North Carolina 28078
Shipper's Phone:

Shipper's Site Address (if different than mailing address)
Colonial Pipeline Company
14108 Huntersville-Concord Road
Huntersvile North Carolina 28078

6. Transporter 1 Company Name: Covanta Environmental Solutions
U.S. EPA ID Number: PAR000043026

7. Transporter 2 Company Name:
U.S. EPA ID Number:

8. Consignee Name and Site Address
Covanta Environmental Solutions LLC
2503 Fayetteville Street
Asheboro NC 27203 (336) 683-0911
Facility's Phone:
U.S. EPA ID Number: NCR000135384

HM	9. Shipping Name and Description	10. Containers No.	10. Containers Type	11. Total Quantity	12. Unit Wt./Vol.	
	1. X NA1993, Combustible liquid, n.o.s., (Contains <10% Gasoline), Comb liq, III, ERG# 128	01	TT	5725	G	PLACARD? YES ☐ None NO ☐
	2.					PLACARD? YES ☐ NO ☐
	3.					PLACARD? YES ☐ NO ☐
	4.					PLACARD? YES ☐ NO ☐

13. Special Handling Instructions and Additional Information
1 5005955 Petroleum Contact Water CWT: N/A PO#:

MD39
Trailer # 34
Emergency Response Guide On-boa
Site arrival time 1245
Site departure time 1245
www.covanta.com

14. SHIPPER'S CERTIFICATION: I certify the materials are accurately described.
Shipper's/Offeror's Printed/Typed Name: Tim Moyer for Adam Harris@CPL
Signature: T. L. Moyer
Month 01 Day 14 Year 22

INT'L

15. International Shipments ☐ Import to U.S. ☐ Export from U.S. Port of entry/exit:
Transporter Signature (for exports only): Date leaving U.S.:

TRANSPORTER

16. Transporter Acknowledgment of Receipt of Materials
Transporter 1 Printed/Typed Name: Jamie Mauldin
Signature: Jamie Mauldin
Month 01 Day 14 Year 22
Transporter 2 Printed/Typed Name:
Signature:
Month Day Year

DESIGNATED CONSIGNEE

17. Discrepancy
17a. Discrepancy Indication Space ☐ Quantity ☐ Type ☐ Residue ☐ Partial Rejection ☐ Full Rejection
Bill of Lading Reference Number:
17b. Alternate Consignee (or Shipper)
U.S. EPA ID Number:
Facility's Phone:
17c. Signature of Alternate Consignee (or Shipper)
Month Day Year

18. Designated Receiving Facility Owner or Operator: Certification of receipt of materials covered by the bill of lading except as noted in Item 17a
Printed/Typed Name: KalineDavis
Signature:
Month 1 Day 14 Year 22

COVANTA
Environmental Solutions

38/600 SO254813

Corporate Office
5300 N 33rd St. - Milwaukee, WI 53209
Phone: 800-842-9792 Fax: 414-461-3812

BILL OF LADING

1. Shipper ID Number	2. Page 1 of	3. Emergency Response Phone	4. Tracking Number
NCVSQG		(800) 814-1204	CES 142127

SHIPPER

5. Shipper's Name and Mailing Address
Colonial Pipeline Company
14108 Huntersville-Concord Road
Huntersvile North Carolina 28078
Shipper's Phone:

Shipper's Site Address (if different than mailing address)
Colonial Pipeline Company
14108 Huntersville-Concord Road
Huntersvile North Carolina 28078

6. Transporter 1 Company Name: Covanta Environmental Solutions
U.S. EPA ID Number: PAR000043026

7. Transporter 2 Company Name:
U.S. EPA ID Number:

8. Consignee Name and Site Address
Covanta Environmental Solutions LLC
2503 Fayetteville Street
Asheboro NC 27203 (336) 683-0911
Facility's Phone:
U.S. EPA ID Number: NCR000135384

HM	9. Shipping Name and Description	10. Containers No.	10. Containers Type	11. Total Quantity	12. Unit Wt./Vol.	
	1. X NA1993, Combustible liquid, n.o.s., (Contains <10% Gasoline), Comb liq, III, ERG# 128	1	TT	5125	G	PLACARD? YES ☐ NO ☐ None
	2.					PLACARD? YES ☐ NO ☐
	3.					PLACARD? YES ☐ NO ☐
	4.					PLACARD? YES ☐ NO ☐

13. Special Handling Instructions and Additional Information
1 5005955 Petroleum Contact Water CWT: N/A PO#:

Trailer #____
Emergency Response Guide On-boa
Site arrival time 100
Site departure time 145
www.covanta.com

14. SHIPPER'S CERTIFICATION: I certify the materials are accurately described.

Shipper's/Offeror's Printed/Typed Name: Tim Moyer for Adam Harris @ CPL
Signature: T.L. Moyer
Month 1 Day 14 Year 22

INT'L

15. International Shipments ☐ Import to U.S. ☐ Export from U.S. Port of entry/exit:
Transporter Signature (for exports only): Date leaving U.S.:

TRANSPORTER

16. Transporter Acknowledgment of Receipt of Materials

Transporter 1 Printed/Typed Name: Bobby Jarrett
Signature: Bobby Jarrett
Month 1 Day 14 Year 22

Transporter 2 Printed/Typed Name:
Signature:
Month Day Year

DESIGNATED CONSIGNEE

17. Discrepancy

17a. Discrepancy Indication Space ☐ Quantity ☐ Type ☐ Residue ☐ Partial Rejection ☐ Full Rejection

Bill of Lading Reference Number:

17b. Alternate Consignee (or Shipper)
U.S. EPA ID Number:
Facility's Phone:

17c. Signature of Alternate Consignee (or Shipper)
Month Day Year

18. Designated Receiving Facility Owner or Operator: Certification of receipt of materials covered by the bill of lading except as noted in Item 17a

Printed/Typed Name: Kaline Davis
Signature:
Month 1 Day 14 Year 22

COVANTA RD 42
Environmental Solutions TR 33

SO254820

Corporate Office
5300 N 33rd St. - Milwaukee, WI 53209
Phone: 800-842-9792 Fax: 414-461-3812

BILL OF LADING

1. Shipper ID Number	2. Page 1 of	3. Emergency Response Phone	4. Tracking Number
NCVSQG		(800) 814-1204	CES 142116

SHIPPER

5. Shipper's Name and Mailing Address

Colonial Pipeline Company
14108 Huntersville-Concord Road
Huntersvile North Carolina 28078

Shipper's Phone:

Shipper's Site Address (if different than mailing address)

Colonial Pipeline Company
14108 Huntersville-Concord Road
Huntersvile North Carolina 28078

6. Transporter 1 Company Name: Covanta Environmental Solutions — U.S. EPA ID Number: PAR000043026

7. Transporter 2 Company Name — U.S. EPA ID Number:

8. Consignee Name and Site Address

Covanta Environmental Solutions LLC
2503 Fayetteville Street
Asheboro NC 27203 (336) 683-0911

Facility's Phone:

U.S. EPA ID Number: NCR000135384

HM	9. Shipping Name and Description	10. Containers No.	10. Containers Type	11. Total Quantity	12. Unit Wt./Vol.	
	1. X NA1993, Combustible liquid, n.o.s., (Contains <10% Gasoline), Comb liq, III, ERG# 128	1	TT	5,125	G	PLACARD? YES ☐ NO ☐ None
	2.					PLACARD? YES ☐ NO ☐
	3.					PLACARD? YES ☐ NO ☐
	4.					PLACARD? YES ☐ NO ☐

13. Special Handling Instructions and Additional Information

1 5005955 Petroleum Contact Water CWT: N/A PO#:

Trailer # 33
Emergency Response Guide On board
Site arrival time 7:45
Site departure time 8:20
www.covanta.com

14. SHIPPER'S CERTIFICATION: I certify the materials are accurately described.

Shipper's/Offeror's Printed/Typed Name: Tim Moyer for AdamHarris@CPL — Signature: T. L. Moy — Month 1 Day 15 Year 22

INT'L

15. International Shipments ☐ Import to U.S. ☐ Export from U.S. Port of entry/exit:

Transporter Signature (for exports only): Date leaving U.S.:

TRANSPORTER

16. Transporter Acknowledgment of Receipt of Materials

Transporter 1 Printed/Typed Name: Jose Hanigwz — Signature: [signature] — Month 1 Day 15 Year 22

Transporter 2 Printed/Typed Name — Signature — Month Day Year

DESIGNATED CONSIGNEE

17. Discrepancy

17a. Discrepancy Indication Space ☐ Quantity ☐ Type ☐ Residue ☐ Partial Rejection ☐ Full Rejection

Bill of Lading Reference Number:

17b. Alternate Consignee (or Shipper) — U.S. EPA ID Number

Facility's Phone:

17c. Signature of Alternate Consignee (or Shipper) — Month Day Year

18. Designated Receiving Facility Owner or Operator: Certification of receipt of materials covered by the bill of lading except as noted in Item 17a

Printed/Typed Name: KalineDavis — Signature: [signature] — Month 1 Day 15 Year 22

COVANTA
Environmental Solutions

SO254821

Corporate Office
5300 N 33rd St. - Milwaukee, WI 53209
Phone: 800-842-9792 Fax: 414-461-3812

BILL OF LADING

1. Shipper ID Number	2. Page 1 of	3. Emergency Response Phone	4. Tracking Number
NCVSQG	1	(800) 814-1204	CES 142119

SHIPPER

5. Shipper's Name and Mailing Address
Colonial Pipeline Company
14108 Huntersville-Concord Road
Huntersvile North Carolina 28078
Shipper's Phone:

Shipper's Site Address (if different than mailing address)
Colonial Pipeline Company
14108 Huntersville-Concord Road
Huntersvile North Carolina 28078

6. Transporter 1 Company Name: Covanta Environmental Solutions
U.S. EPA ID Number: PAR000043026

7. Transporter 2 Company Name:
U.S. EPA ID Number:

8. Consignee Name and Site Address
Covanta Environmental Solutions LLC
2503 Fayetteville Street
Asheboro NC 27203 (336) 683-0911
Facility's Phone:

U.S. EPA ID Number: NCR000135384

HM	9. Shipping Name and Description	10. Containers No.	10. Containers Type	11. Total Quantity	12. Unit Wt./Vol.	
	1. X NA1993, Combustible liquid, n.o.s., (Contains <10% Gasoline), Comb liq, III, ERG# 128	1	TT	3500 g		PLACARD? None YES ☐ NO ☐
	2.					PLACARD? YES ☐ NO ☐
	3.					PLACARD? YES ☐ NO ☐
	4.					PLACARD? YES ☐ NO ☐

13. Special Handling Instructions and Additional Information
1 5005955 Petroleum Contact Water CWT: N/A PO#:

R038
Trailer # 60
Emergency Response Guide Onboa
Site arrival time 910
Site departure time 935
www.covanta.com

14. SHIPPER'S CERTIFICATION: I certify the materials are accurately described.

Shipper's/Offeror's Printed/Typed Name: Tim Moyer For Adam Harris@CPL
Signature: T. L. Moy
Month 1 Day 15 Year 22

INT'L

15. International Shipments ☐ Import to U.S. ☐ Export from U.S. Port of entry/exit:
Transporter Signature (for exports only): Date leaving U.S.:

TRANSPORTER

16. Transporter Acknowledgment of Receipt of Materials

Transporter 1 Printed/Typed Name: CORBY TUCKER
Signature:
Month 1 Day 15 Year 22

Transporter 2 Printed/Typed Name:
Signature:
Month Day Year

DESIGNATED CONSIGNEE

17. Discrepancy

17a. Discrepancy Indication Space ☐ Quantity ☐ Type ☐ Residue ☐ Partial Rejection ☐ Full Rejection

Bill of Lading Reference Number:

17b. Alternate Consignee (or Shipper)
U.S. EPA ID Number
Facility's Phone:

17c. Signature of Alternate Consignee (or Shipper)
Month Day Year

18. Designated Receiving Facility Owner or Operator: Certification of receipt of materials covered by the bill of lading except as noted in Item 17a

Printed/Typed Name: Kaline Davis
Signature:
Month 1 Day 15 Year 22

COVANTA
Environmental Solutions

RD-40
TR-18

SO256127

Corporate Office
5300 N 33rd St. - Milwaukee, WI 53209
Phone: 800-842-9792 Fax: 414-461-3812

BILL OF LADING

1. Shipper ID Number	2. Page 1 of	3. Emergency Response Phone	4. Tracking Number
NCVSQG		(800) 814-1204	CES 142097

SHIPPER

5. Shipper's Name and Mailing Address
Colonial Pipeline Company
14108 Huntersville-Concord Road
Huntersvile North Carolina 28078
Shipper's Phone:

Shipper's Site Address (if different than mailing address)
Colonial Pipeline Company
14108 Huntersville-Concord Road
Huntersvile North Carolina 28078

6. Transporter 1 Company Name: Covanta Environmental Solutions
U.S. EPA ID Number: PAR000043026

7. Transporter 2 Company Name:
U.S. EPA ID Number:

8. Consignee Name and Site Address
Covanta Environmental Solutions LLC
2503 Fayetteville Street
Asheboro NC 27203 (336) 683-0911
Facility's Phone:
U.S. EPA ID Number: NCR000135384

HM	9. Shipping Name and Description	10. Containers No.	10. Containers Type	11. Total Quantity	12. Unit Wt./Vol.	
	1. Non-RCRA, Non-DOT Regulated Material	1	TT	5000	G	PLACARD? YES ☐ NO ☐ None
	2.					PLACARD? YES ☐ NO ☐
	3.					PLACARD? YES ☐ NO ☐
	4.					PLACARD? YES ☐ NO ☐

13. Special Handling Instructions and Additional Information
1 5005955 Petroleum Contact Water CWT: N/A PO#:

Trailer # TR-18
Emergency Response Guide Onboa
Site arrival time 7:50 AM
Site departure time 9:00
www.covanta.com

14. SHIPPER'S CERTIFICATION: I certify the materials are accurately described.

Shipper's/Offeror's Printed/Typed Name	Signature	Month	Day	Year
Tim Moya for Adam Harris @ CPL	T. L. Moya	1	19	22

INT'L

15. International Shipments ☐ Import to U.S. ☐ Export from U.S. Port of entry/exit:
Transporter Signature (for exports only): Date leaving U.S.:

TRANSPORTER

16. Transporter Acknowledgment of Receipt of Materials

Transporter 1 Printed/Typed Name	Signature	Month	Day	Year
Bill Johnston	Bill Johnston	1	19	22
Transporter 2 Printed/Typed Name	Signature	Month	Day	Year

DESIGNATED CONSIGNEE

17. Discrepancy
17a. Discrepancy Indication Space ☐ Quantity ☐ Type ☐ Residue ☐ Partial Rejection ☐ Full Rejection
Bill of Lading Reference Number:
17b. Alternate Consignee (or Shipper)
U.S. EPA ID Number:
Facility's Phone:
17c. Signature of Alternate Consignee (or Shipper) Month Day Year

18. Designated Receiving Facility Owner or Operator: Certification of receipt of materials covered by the bill of lading except as noted in Item 17a

Printed/Typed Name	Signature	Month	Day	Year
Jacqueline Navas	Jacqueline Navas	1	19	22

COVANTA
Environmental Solutions

RD-40
TR-18

SO256126

Corporate Office
5300 N 33rd St. - Milwaukee, WI 53209
Phone: 800-842-9792 Fax: 414-461-3812

BILL OF LADING	1. Shipper ID Number	2. Page 1 of	3. Emergency Response Phone	4. Tracking Number
	NCVSQG		(800) 814-1204	CES 142095

SHIPPER

5. Shipper's Name and Mailing Address
Colonial Pipeline Company
14108 Huntersville-Concord Road
Huntersvile North Carolina 28078
Shipper's Phone:

Shipper's Site Address (if different than mailing address)
Colonial Pipeline Company
14108 Huntersville-Concord Road
Huntersvile North Carolina 28078

6. Transporter 1 Company Name: Covanta Environmental Solutions
U.S. EPA ID Number: PAR000043026

7. Transporter 2 Company Name:
U.S. EPA ID Number:

8. Consignee Name and Site Address
Covanta Environmental Solutions LLC
2503 Fayetteville Street
Asheboro NC 27203 (336) 683-0911
Facility's Phone:
U.S. EPA ID Number: NCR000135384

HM	9. Shipping Name and Description	10. Containers No.	10. Containers Type	11. Total Quantity	12. Unit Wt./Vol.	
	1. Non-RCRA, Non-DOT Regulated Material	1	TT	5076	G	PLACARD? YES ☐ NO ☒
	2.					PLACARD? YES ☐ NO ☐
	3.					PLACARD? YES ☐ NO ☐
	4.					PLACARD? YES ☐ NO ☐

13. Special Handling Instructions and Additional Information
1 5005955 Petroleum Contact Water CWT: N/A PO#:

Trailer # TR-18
Emergency Response Guide On-board
Site arrival time 10:50 AM
Site departure time 11:15 AM
www.covanta.com

14. SHIPPER'S CERTIFICATION: I certify the materials are accurately described.
Shipper's/Offeror's Printed/Typed Name: Tim Mayer for Adam Harris @ CPL
Signature: T. L. Mayer
Month 1 Day 19 Year 22

INT'L

15. International Shipments ☐ Import to U.S. ☐ Export from U.S. Port of entry/exit:
Transporter Signature (for exports only): Date leaving U.S.:

TRANSPORTER

16. Transporter Acknowledgment of Receipt of Materials
Transporter 1 Printed/Typed Name: Bill Johnston
Signature: Bill Johnston
Month 1 Day 19 Year 22

Transporter 2 Printed/Typed Name:
Signature:
Month Day Year

DESIGNATED CONSIGNEE

17. Discrepancy
17a. Discrepancy Indication Space ☐ Quantity ☐ Type ☐ Residue ☐ Partial Rejection ☐ Full Rejection
Bill of Lading Reference Number:

17b. Alternate Consignee (or Shipper)
U.S. EPA ID Number:
Facility's Phone:

17c. Signature of Alternate Consignee (or Shipper)
Month Day Year

18. Designated Receiving Facility Owner or Operator: Certification of receipt of materials covered by the bill of lading except as noted in Item 17a
Printed/Typed Name: Jacqueline Navas
Signature: J Navas
Month 1 Day 19 Year 22

COVANTA
Environmental Solutions

RD-40
TR-18

Corporate Office
5300 N 33rd St. - Milwaukee, WI 53209
Phone: 800-842-9792 Fax: 414-461-3812

SO256124

BILL OF LADING

1. Shipper ID Number	2. Page 1 of	3. Emergency Response Phone	4. Tracking Number
NCVSQG		(800) 814-1204	CES 142096

SHIPPER

5. Shipper's Name and Mailing Address
Colonial Pipeline Company
14108 Huntersville-Concord Road
Huntersvile North Carolina 28078
Shipper's Phone:

Shipper's Site Address (if different than mailing address)
Colonial Pipeline Company
14108 Huntersville-Concord Road
Huntersvile North Carolina 28078

6. Transporter 1 Company Name: Covanta Environmental Solutions
U.S. EPA ID Number: PAR000043026

7. Transporter 2 Company Name:
U.S. EPA ID Number:

8. Consignee Name and Site Address
Covanta Environmental Solutions LLC
2503 Fayetteville Street
Asheboro NC 27203 (336) 683-0911
Facility's Phone:
U.S. EPA ID Number: NCR000135384

HM	9. Shipping Name and Description	10. Containers No.	10. Containers Type	11. Total Quantity	12. Unit Wt./Vol.	
	1. Non-RCRA, Non-DOT Regulated Material	1	TT	5000	G	PLACARD? YES ☐ NO ☒ None
	2.					PLACARD? YES ☐ NO ☐
	3.					PLACARD? YES ☐ NO ☐
	4.					PLACARD? YES ☐ NO ☐

13. Special Handling Instructions and Additional Information
1 5005955 Petroleum Contact Water CWT: N/A PO#:

Trailer # TR-18
Emergency Response Guide On-boa
Site arrival time 1:40 PM
Site departure time 1:36 PM
www.covanta.com

14. SHIPPER'S CERTIFICATION: I certify the materials are accurately described.
Shipper's/Offeror's Printed/Typed Name: Tim Moyer for Adam Harris @ CPL
Signature: T. L. Moyer
Month 1 Day 19 Year 22

INT'L

15. International Shipments ☐ Import to U.S. ☐ Export from U.S. Port of entry/exit:
Transporter Signature (for exports only): Date leaving U.S.:

TRANSPORTER

16. Transporter Acknowledgment of Receipt of Materials
Transporter 1 Printed/Typed Name: Bill Johnston
Signature: Bill Johnston
Month 1 Day 19 Year 22
Transporter 2 Printed/Typed Name:
Signature:
Month Day Year

DESIGNATED CONSIGNEE

17. Discrepancy
17a. Discrepancy Indication Space ☐ Quantity ☐ Type ☐ Residue ☐ Partial Rejection ☐ Full Rejection
Bill of Lading Reference Number:
17b. Alternate Consignee (or Shipper)
U.S. EPA ID Number:
Facility's Phone:
17c. Signature of Alternate Consignee (or Shipper)
Month Day Year

18. Designated Receiving Facility Owner or Operator: Certification of receipt of materials covered by the bill of lading except as noted in Item 17a
Printed/Typed Name: Jaqueline Navas
Signature: Jaqueline Navas
Month 1 Day 19 Year 22

COVANTA
Environmental Solutions

RD-40
TR-18

SO256123

Corporate Office
5300 N 33rd St. - Milwaukee, WI 53209
Phone: 800-842-9792 Fax: 414-461-3812

BILL OF LADING

1. Shipper ID Number	2. Page 1 of	3. Emergency Response Phone	4. Tracking Number
NCVSQG		(800) 814-1204	CES 142376

SHIPPER

5. Shipper's Name and Mailing Address
Colonial Pipeline Company
14108 Huntersville-Concord Road
Huntersville North Carolina 28078
Shipper's Phone:

Shipper's Site Address (if different than mailing address)
Colonial Pipeline Company
14108 Huntersville-Concord Road
Huntersville North Carolina 28078

6. Transporter 1 Company Name: Covanta Environmental Solutions
U.S. EPA ID Number: PAR000043026

7. Transporter 2 Company Name:
U.S. EPA ID Number:

8. Consignee Name and Site Address
Covanta Environmental Solutions LLC
2503 Fayetteville Street
Asheboro NC 27203 (336) 683-0911
Facility's Phone:
U.S. EPA ID Number: NCR000135384

HM	9. Shipping Name and Description	10. Containers No.	10. Containers Type	11. Total Quantity	12. Unit Wt./Vol.	
	1. Non-RCRA, Non-DOT Regulated Material	1	TT	5000	G	PLACARD? YES ☐ NO ☐ None
	2.					PLACARD? YES ☐ NO ☐
	3.					PLACARD? YES ☐ NO ☐
	4.					PLACARD? YES ☐ NO ☐

13. Special Handling Instructions and Additional Information
1 5005955 Petroleum Contact Water CWT: N/A PO#:

Trailer # TR-18
Emergency Response Guide On-boa
Site arrival time 3:20 PM
Site departure time 3:50 PM
www.covanta.com

14. SHIPPER'S CERTIFICATION: I certify the materials are accurately described.
Shipper's/Offeror's Printed/Typed Name: Tim Moyer for Adam Harris @ CPL
Signature: T. Moyer
Month 1 Day 19 Year 22

INT'L
15. International Shipments ☐ Import to U.S. ☐ Export from U.S. Port of entry/exit:
Transporter Signature (for exports only): Date leaving U.S.:

TRANSPORTER
16. Transporter Acknowledgment of Receipt of Materials
Transporter 1 Printed/Typed Name: Bill Johnston
Signature: Bill Johnston
Month 1 Day 19 Year 22
Transporter 2 Printed/Typed Name:
Signature:
Month Day Year

DESIGNATED CONSIGNEE
17. Discrepancy
17a. Discrepancy Indication Space ☐ Quantity ☐ Type ☐ Residue ☐ Partial Rejection ☐ Full Rejection
Bill of Lading Reference Number:
17b. Alternate Consignee (or Shipper)
U.S. EPA ID Number:
Facility's Phone:
17c. Signature of Alternate Consignee (or Shipper)
Month Day Year

18. Designated Receiving Facility Owner or Operator: Certification of receipt of materials covered by the bill of lading except as noted in Item 17a
Printed/Typed Name: Kaline Davis
Signature:
Month 1 Day 19 Year 22

COVANTA
Environmental Solutions

SO256101

Corporate Office
5300 N 33rd St. - Milwaukee, WI 53209
Phone: 800-842-9792 Fax: 414-461-3812

BILL OF LADING

1. Shipper ID Number	2. Page 1 of	3. Emergency Response Phone	4. Tracking Number
NCVSQG		(800) 814-1204	CES 142041

SHIPPER

5. Shipper's Name and Mailing Address
Colonial Pipeline Company
14108 Huntersville-Concord Road
Huntersvile North Carolina 28078
Shipper's Phone:

Shipper's Site Address (if different than mailing address)
Colonial Pipeline Company
14108 Huntersville-Concord Road
Huntersvile North Carolina 28078

6. Transporter 1 Company Name: Covanta Environmental Solutions
U.S. EPA ID Number: PAR000043026

7. Transporter 2 Company Name:
U.S. EPA ID Number:

8. Consignee Name and Site Address
Covanta Environmental Solutions LLC
2503 Fayetteville Street
Asheboro NC 27203 (336) 683-0911
Facility's Phone:
U.S. EPA ID Number: NCR000135384

HM	9. Shipping Name and Description	10. Containers No.	10. Containers Type	11. Total Quantity	12. Unit Wt./Vol.	
	1. Non-RCRA, Non-DOT Regulated Material	01	TT	525	G	PLACARD? YES ☐ NO ☐ None
	2.					PLACARD? YES ☐ NO ☐
	3.					PLACARD? YES ☐ NO ☐
	4.					PLACARD? YES ☐ NO ☐

13. Special Handling Instructions and Additional Information
1 5005955 Petroleum Contact Water CWT: N/A PO#:
RD 34
Trailer # 34
Emergency Response Guide On-boa
Site arrival time 0715
Site departure time 0825
www.covanta.com

14. SHIPPER'S CERTIFICATION: I certify the materials are accurately described.
Shipper's/Offeror's Printed/Typed Name: Tim Mayer for Adam Harris @ CPL
Signature: T.L. Moy
Month 01 Day 20 Year 22

INT'L
15. International Shipments ☐ Import to U.S. ☐ Export from U.S. Port of entry/exit:
Transporter Signature (for exports only): Date leaving U.S.:

TRANSPORTER
16. Transporter Acknowledgment of Receipt of Materials
Transporter 1 Printed/Typed Name: Jose Nevarez
Signature: Jose Nevarez
Month 01 Day 20 Year 22
Transporter 2 Printed/Typed Name:
Signature:
Month Day Year

DESIGNATED CONSIGNEE
17. Discrepancy
17a. Discrepancy Indication Space ☐ Quantity ☐ Type ☐ Residue ☐ Partial Rejection ☐ Full Rejection
Bill of Lading Reference Number:
17b. Alternate Consignee (or Shipper)
U.S. EPA ID Number:
Facility's Phone:
17c. Signature of Alternate Consignee (or Shipper)
Month Day Year

18. Designated Receiving Facility Owner or Operator: Certification of receipt of materials covered by the bill of lading except as noted in Item 17a
Printed/Typed Name: Soquerine Nieves
Signature:
Month 1 Day 20 Year 22

COVANTA
Environmental Solutions

Corporate Office
5300 N 33rd St. - Milwaukee, WI 53209
Phone: 800-842-9792 Fax: 414-461-3812

SO256113

BILL OF LADING

1. Shipper ID Number	2. Page 1 of	3. Emergency Response Phone	4. Tracking Number
NCVSQG		(800) 814-1204	CES 142384

SHIPPER

5. Shipper's Name and Mailing Address
Colonial Pipeline Company
14108 Huntersville-Concord Road
Huntersvile North Carolina 28078
Shipper's Phone:

Shipper's Site Address (if different than mailing address)
Colonial Pipeline Company
14108 Huntersville-Concord Road
Huntersvile North Carolina 28078

6. Transporter 1 Company Name: Covanta Environmental Solutions
U.S. EPA ID Number: PAR000043026

7. Transporter 2 Company Name:
U.S. EPA ID Number:

8. Consignee Name and Site Address
Covanta Environmental Solutions LLC
2503 Fayetteville Street
Asheboro NC 27203 (336) 683-0911
Facility's Phone:
U.S. EPA ID Number: NCR000135384

HM	9. Shipping Name and Description	10. Containers No.	10. Containers Type	11. Total Quantity	12. Unit Wt./Vol.	
	1. Non-RCRA, Non-DOT Regulated Material	01	TT	3603 ~~5775~~ 54	G	PLACARD? YES ☐ NO ☐ None
	2.					PLACARD? YES ☐ NO ☐
	3.					PLACARD? YES ☐ NO ☐
	4.					PLACARD? YES ☐ NO ☐

13. Special Handling Instructions and Additional Information
1 5005955 Petroleum Contact Water CWT: N/A PO#:

A039
Trailer #24
Emergency Response Guide On-boa
Site arrival time 1030
Site departure time 1055
www.covanta.com

14. SHIPPER'S CERTIFICATION: I certify the materials are accurately described.

Shipper's/Offeror's Printed/Typed Name: Tim Moyer for Adam Harris @ CPL
Signature: T. L. Moy
Month 01 Day 20 Year 22

INT'L

15. International Shipments ☐ Import to U.S. ☐ Export from U.S. Port of entry/exit:
Transporter Signature (for exports only): Date leaving U.S.:

TRANSPORTER

16. Transporter Acknowledgment of Receipt of Materials

Transporter 1 Printed/Typed Name: Jamie Newell
Signature: Jamie Newell
Month 01 Day 20 Year 22

Transporter 2 Printed/Typed Name:
Signature:
Month Day Year

DESIGNATED CONSIGNEE

17. Discrepancy

17a. Discrepancy Indication Space ☐ Quantity ☐ Type ☐ Residue ☐ Partial Rejection ☐ Full Rejection

Bill of Lading Reference Number:

17b. Alternate Consignee (or Shipper)
U.S. EPA ID Number
Facility's Phone:

17c. Signature of Alternate Consignee (or Shipper)
Month Day Year

18. Designated Receiving Facility Owner or Operator: Certification of receipt of materials covered by the bill of lading except as noted in Item 17a

Printed/Typed Name: Kaline Davis
Signature:
Month 1 Day 20 Year 22

COVANTA
Environmental Solutions

38/33

SO257556

Corporate Office
5300 N 33rd St. - Milwaukee, WI 53209
Phone: 800-842-9792 Fax: 414-461-3812

BILL OF LADING

1. Shipper ID Number	2. Page 1 of	3. Emergency Response Phone	4. Tracking Number
NCVSQG		(800) 814-1204	CES 142068

5. Shipper's Name and Mailing Address

Colonial Pipeline Company
14108 Huntersville-Concord Road
Huntersvile North Carolina 28078
Shipper's Phone:

Shipper's Site Address (if different than mailing address)

Colonial Pipeline Company
14108 Huntersville-Concord Road
Huntersvile North Carolina 28078

6. Transporter 1 Company Name: Covanta Environmental Solutions — **U.S. EPA ID Number**: PAR000043026

7. Transporter 2 Company Name — **U.S. EPA ID Number**:

8. Consignee Name and Site Address

Covanta Environmental Solutions LLC
2503 Fayetteville Street
Asheboro NC 27203 (336) 683-0911
Facility's Phone:

U.S. EPA ID Number: NCR000135384

HM	9. Shipping Name and Description	10. Containers No.	10. Containers Type	11. Total Quantity	12. Unit Wt./Vol.	
	1. Non-RCRA, Non-DOT Regulated Material	1	TT	5125	G	PLACARD? YES ☐ None NO ☐
	2.					PLACARD? YES ☐ NO ☐
	3.					PLACARD? YES ☐ NO ☐
	4.					PLACARD? YES ☐ NO ☐

13. Special Handling Instructions and Additional Information

1 5005955 Petroleum Contact Water CWT: N/A PO#:

Trailer #____
Emergency Response Guide On Board
Site arrival time 2:30
Site departure time 3:00
www.covanta.com

14. SHIPPER'S CERTIFICATION: I certify the materials are accurately described.

Shipper's/Offeror's Printed/Typed Name: Tim Moyer for Adam Harris @ CPC — Signature: T. L. Moy — Month 1 Day 23 Year 22

INT'L

15. International Shipments ☐ Import to U.S. ☐ Export from U.S. Port of entry/exit:
Transporter Signature (for exports only): Date leaving U.S.:

TRANSPORTER

16. Transporter Acknowledgment of Receipt of Materials

Transporter 1 Printed/Typed Name: Bobby Jarrett — Signature: Bobby Jarrett — Month 1 Day 23 Year 22

Transporter 2 Printed/Typed Name — Signature — Month Day Year

DESIGNATED CONSIGNEE

17. Discrepancy

17a. Discrepancy Indication Space ☐ Quantity ☐ Type ☐ Residue ☐ Partial Rejection ☐ Full Rejection

Bill of Lading Reference Number:

17b. Alternate Consignee (or Shipper) — U.S. EPA ID Number

Facility's Phone:

17c. Signature of Alternate Consignee (or Shipper) — Month Day Year

18. Designated Receiving Facility Owner or Operator: Certification of receipt of materials covered by the bill of lading except as noted in Item 17a

Printed/Typed Name: Kaline Davis — Signature: Kaline Davis — Month 1 Day 23 Year 22

COVANTA
Environmental Solutions

38133

SO257132

Corporate Office
5300 N 33rd St. - Milwaukee, WI 53209
Phone: 800-842-9792 Fax: 414-461-3812

BILL OF LADING

1. Shipper ID Number	2. Page 1 of	3. Emergency Response Phone	4. Tracking Number
NCVSQG		(800) 814-1204	CES 142065

SHIPPER

5. Shipper's Name and Mailing Address
Colonial Pipeline Company
14108 Huntersville-Concord Road
Huntersvile North Carolina 28078
Shipper's Phone:

Shipper's Site Address (if different than mailing address)
Colonial Pipeline Company
14108 Huntersville-Concord Road
Huntersvile North Carolina 28078

6. Transporter 1 Company Name: Covanta Environmental Solutions — U.S. EPA ID Number: PAR000043026

7. Transporter 2 Company Name — U.S. EPA ID Number:

8. Consignee Name and Site Address
Covanta Environmental Solutions LLC
2503 Fayetteville Street
Asheboro NC 27203 (336) 683-0911
Facility's Phone:

U.S. EPA ID Number: NCR000135384

HM	9. Shipping Name and Description	10. Containers No.	10. Containers Type	11. Total Quantity	12. Unit Wt./Vol.	
	1. Non-RCRA, Non-DOT Regulated Material	1	TT	5725	G	PLACARD? YES ☐ None NO ☐
	2.					PLACARD? YES ☐ NO ☐
	3.					PLACARD? YES ☐ NO ☐
	4.					PLACARD? YES ☐ NO ☐

13. Special Handling Instructions and Additional Information

1 5005955 Petroleum Contact Water CWT: N/A PO#:

Trailer #____
Emergency Response Guide On-Board
Site arrival time 10:00
Site departure time 12:45
www.covanta.com

14. SHIPPER'S CERTIFICATION: I certify the materials are accurately described.

Shipper's/Offeror's Printed/Typed Name: Tim Moyer For Adam Harris @ CPC — Signature: T. L. Moy — Month 1 Day 23 Year 22

INT'L

15. International Shipments ☐ Import to U.S. ☐ Export from U.S. Port of entry/exit:
Transporter Signature (for exports only): Date leaving U.S.:

TRANSPORTER

16. Transporter Acknowledgment of Receipt of Materials

Transporter 1 Printed/Typed Name: Bobby Jarrett — Signature: Bobby Jarrett — Month 1 Day 23 Year 22

Transporter 2 Printed/Typed Name — Signature — Month Day Year

DESIGNATED CONSIGNEE

17. Discrepancy

17a. Discrepancy Indication Space ☐ Quantity ☐ Type ☐ Residue ☐ Partial Rejection ☐ Full Rejection

Bill of Lading Reference Number:

17b. Alternate Consignee (or Shipper) — U.S. EPA ID Number

Facility's Phone:

17c. Signature of Alternate Consignee (or Shipper) — Month Day Year

18. Designated Receiving Facility Owner or Operator: Certification of receipt of materials covered by the bill of lading except as noted in Item 17a

Printed/Typed Name: Kaline Davis — Signature — Month 1 Day 23 Year 22

COVANTA
Environmental Solutions

Corporate Office
5300 N 33rd St. - Milwaukee, WI 53209
Phone: 800-842-9792 Fax: 414-461-3812

SO256112

BILL OF LADING

1. Shipper ID Number	2. Page 1 of	3. Emergency Response Phone	4. Tracking Number
NCVSQG	1	(800) 814-1204	CES 142149

SHIPPER

5. Shipper's Name and Mailing Address
Colonial Pipeline Company
14108 Huntersville-Concord Road
Huntersvile North Carolina 28078
Shipper's Phone:

Shipper's Site Address (if different than mailing address)
Colonial Pipeline Company
14108 Huntersville-Concord Road
Huntersvile North Carolina 28078

6. Transporter 1 Company Name: Covanta Environmental Solutions
U.S. EPA ID Number: PAR000043026

7. Transporter 2 Company Name:
U.S. EPA ID Number:

8. Consignee Name and Site Address
Covanta Environmental Solutions LLC
2503 Fayetteville Street
Asheboro NC 27203 (336) 683-0911
Facility's Phone:
U.S. EPA ID Number: NCR000135384

HM	9. Shipping Name and Description	10. Containers No.	10. Containers Type	11. Total Quantity	12. Unit Wt./Vol.	
	1. Non-RCRA, Non-DOT Regulated Material	1	TT	5000	G	PLACARD? YES ☐ NO ☒ None
	2.					PLACARD? YES ☐ NO ☐
	3.					PLACARD? YES ☐ NO ☐
	4.					PLACARD? YES ☐ NO ☐

13. Special Handling Instructions and Additional Information
1 5005955 Petroleum Contact Water CWT: N/A PO#:

RD39 Trailer # 34
Emergency Response Guide On-boar
Site arrival time 11:00
Site departure time 11:45
www.covanta.com

14. SHIPPER'S CERTIFICATION: I certify the materials are accurately described.
Shipper's/Offeror's Printed/Typed Name: Adam Alvaro
Signature:
Month 1 Day 23 Year 22

INT'L

15. International Shipments ☐ Import to U.S. ☐ Export from U.S. Port of entry/exit:
Transporter Signature (for exports only): Date leaving U.S.:

TRANSPORTER

16. Transporter Acknowledgment of Receipt of Materials
Transporter 1 Printed/Typed Name: James Prather
Signature:
Month 1 Day 23 Year 22
Transporter 2 Printed/Typed Name:
Signature:
Month Day Year

DESIGNATED CONSIGNEE

17. Discrepancy
17a. Discrepancy Indication Space ☐ Quantity ☐ Type ☐ Residue ☐ Partial Rejection ☐ Full Rejection
Bill of Lading Reference Number:
17b. Alternate Consignee (or Shipper)
U.S. EPA ID Number:
Facility's Phone:
17c. Signature of Alternate Consignee (or Shipper)
Month Day Year

18. Designated Receiving Facility Owner or Operator: Certification of receipt of materials covered by the bill of lading except as noted in Item 17a
Printed/Typed Name: Kaline Davis
Signature:
Month 1 Day 23 Year 22

COVANTA
Environmental Solutions

257549 ~~SO256103~~ RD-40 TR-18

Corporate Office
5300 N 33rd St. - Milwaukee, WI 53209
Phone: 800-842-9792 Fax: 414-461-3812

BILL OF LADING

1. Shipper ID Number	2. Page 1 of	3. Emergency Response Phone	4. Tracking Number
NCVSQG		(800) 814-1204	CES 142399

SHIPPER

5. Shipper's Name and Mailing Address
Colonial Pipeline Company
14108 Huntersville-Concord Road
Huntersvile North Carolina 28078
Shipper's Phone:

Shipper's Site Address (if different than mailing address)
Colonial Pipeline Company
14108 Huntersville-Concord Road
Huntersvile North Carolina 28078

6. Transporter 1 Company Name: Covanta Environmental Solutions
U.S. EPA ID Number: PAR000043026

7. Transporter 2 Company Name:
U.S. EPA ID Number:

8. Consignee Name and Site Address
Covanta Environmental Solutions LLC
2503 Fayetteville Street
Asheboro NC 27203 (336) 683-0911
Facility's Phone:

U.S. EPA ID Number: NCR000135384

HM	9. Shipping Name and Description	10. Containers No.	10. Containers Type	11. Total Quantity	12. Unit Wt./Vol.	
	1. Non-RCRA, Non-DOT Regulated Material	1	TT	4800	G	PLACARD? YES ☐ NO ☐ None
	2.					PLACARD? YES ☐ NO ☐
	3.					PLACARD? YES ☐ NO ☐
	4.					PLACARD? YES ☐ NO ☐

13. Special Handling Instructions and Additional Information
1 5005955 Petroleum Contact Water CWT: N/A PO#:

Trailer # TR-18
Emergency Response Guide On-boa
Site arrival time 11:30 Am
Site departure time 1 00 Pm
www.covanta.com

14. SHIPPER'S CERTIFICATION: I certify the materials are accurately described.
Shipper's/Offeror's Printed/Typed Name: Adam Harris Signature: Month 1 Day 23 Year 22

INT'L

15. International Shipments ☐ Import to U.S. ☐ Export from U.S. Port of entry/exit:
Transporter Signature (for exports only): Date leaving U.S.:

TRANSPORTER

16. Transporter Acknowledgment of Receipt of Materials
Transporter 1 Printed/Typed Name: Bill Johnston Signature: Bill Johnston Month 1 Day 23 Year 22
Transporter 2 Printed/Typed Name: Signature: Month Day Year

DESIGNATED CONSIGNEE

17. Discrepancy
17a. Discrepancy Indication Space ☐ Quantity ☐ Type ☐ Residue ☐ Partial Rejection ☐ Full Rejection
Bill of Lading Reference Number:
17b. Alternate Consignee (or Shipper)
U.S. EPA ID Number:
Facility's Phone:
17c. Signature of Alternate Consignee (or Shipper) Month Day Year

18. Designated Receiving Facility Owner or Operator: Certification of receipt of materials covered by the bill of lading except as noted in Item 17a
Printed/Typed Name: Kaline Davis Signature: Month 1 Day 23 Year 22

COVANTA
Environmental Solutions

38/33

Corporate Office
5300 N 33rd St. - Milwaukee, WI 53209
Phone: 800-842-9792 Fax: 414-461-3812

BILL OF LADING

1. Shipper ID Number	2. Page 1 of	3. Emergency Response Phone	4. Tracking Number
NCVSQG		SQ256120 (800) 814-1204	CES 142076

5. Shipper's Name and Mailing Address

Colonial Pipeline Company
14108 Huntersville-Concord Road
Huntersvile North Carolina 28078

Shipper's Phone:

Shipper's Site Address (if different than mailing address)

Colonial Pipeline Company
14108 Huntersville-Concord Road
Huntersvile North Carolina 28078

6. Transporter 1 Company Name

Covanta Environmental Solutions

U.S. EPA ID Number

7. Transporter 2 Company Name

U.S. EPA ID Number PAR000043026

8. Consignee Name and Site Address

Covanta Environmental Solutions LLC
2503 Fayetteville Street
Asheboro NC 27203 (336) 683-0911

Facility's Phone:

U.S. EPA ID Number NCR000135384

HM	9. Shipping Name and Description	10. Containers No.	10. Containers Type	11. Total Quantity	12. Unit Wt./Vol.	
	1. Non-RCRA, Non-DOT Regulated Material	1	TT	5725	G	PLACARD? YES ☐ NO ☐ None
	2.					PLACARD? YES ☐ NO ☐
	3.					PLACARD? YES ☐ NO ☐
	4.					PLACARD? YES ☐ NO ☐

13. Special Handling Instructions and Additional Information

1 5005955 Petroleum Contact Water CWT: N/A PO#:

Trailer #____
Emergency Response Guide On-board
Site arrival time 7:30
Site departure time 8:00
www.covanta.com

14. SHIPPER'S CERTIFICATION: I certify the materials are accurately described.

Shipper's/Offeror's Printed/Typed Name: Tim Moyer for Adam Harris @ CPC
Signature: T. L. Moy
Month 1 Day 24 Year 22

15. International Shipments ☐ Import to U.S. ☐ Export from U.S. Port of entry/exit:
Transporter Signature (for exports only): Date leaving U.S.:

16. Transporter Acknowledgment of Receipt of Materials

Transporter 1 Printed/Typed Name: Bobby Jarrett - Bobby Jarrett
Signature: Bobby Jarrett
Month 1 Day 24 Year 22

Transporter 2 Printed/Typed Name:
Signature:
Month Day Year

17. Discrepancy

17a. Discrepancy Indication Space ☐ Quantity ☐ Type ☐ Residue ☐ Partial Rejection ☐ Full Rejection

Bill of Lading Reference Number:

17b. Alternate Consignee (or Shipper) U.S. EPA ID Number

Facility's Phone:

17c. Signature of Alternate Consignee (or Shipper) Month Day Year

18. Designated Receiving Facility Owner or Operator: Certification of receipt of materials covered by the bill of lading except as noted in Item 17a

Printed/Typed Name: Shawn Ferrell
Signature: Shawn Ferrell
Month 1 Day 24 Year 22

COVANTA
Environmental Solutions

SO256121

Corporate Office
5300 N 33rd St. - Milwaukee, WI 53209
Phone: 800-842-9792 Fax: 414-461-3812

BILL OF LADING

1. Shipper ID Number	2. Page 1 of	3. Emergency Response Phone	4. Tracking Number
NCVSQG		(800) 814-1204	CES 142075

SHIPPER

5. Shipper's Name and Mailing Address
Colonial Pipeline Company
14108 Huntersville-Concord Road
Huntersvile North Carolina 28078
Shipper's Phone:

Shipper's Site Address (if different than mailing address)
Colonial Pipeline Company
14108 Huntersville-Concord Road
Huntersvile North Carolina 28078

6. Transporter 1 Company Name: Covanta Environmental Solutions
U.S. EPA ID Number: PAR000043026

7. Transporter 2 Company Name:
U.S. EPA ID Number:

8. Consignee Name and Site Address
Covanta Environmental Solutions LLC
2503 Fayetteville Street
Asheboro NC 27203 (336) 683-0911
Facility's Phone:
U.S. EPA ID Number: NCR000135384

HM	9. Shipping Name and Description	10. Containers No.	10. Containers Type	11. Total Quantity	12. Unit Wt./Vol.	
	1. Non-RCRA, Non-DOT Regulated Material	01	TT	5725	G	PLACARD? YES ☐ None NO ☐
	2.					PLACARD? YES ☐ NO ☐
	3.					PLACARD? YES ☐ NO ☐
	4.					PLACARD? YES ☐ NO ☐

13. Special Handling Instructions and Additional Information
1 5005955 Petroleum Contact Water CWT: N/A PO#:

PJ39
Trailer # 34
Emergency Response Guide On-board
Site arrival time 0810
Site departure time 0905
www.covanta.com

14. SHIPPER'S CERTIFICATION: I certify the materials are accurately described.

Shipper's/Offeror's Printed/Typed Name	Signature	Month	Day	Year
Tim Moyer for Adam Harris @ CPE	T. L. Moy	01	24	22

INT'L

15. International Shipments ☐ Import to U.S. ☐ Export from U.S. Port of entry/exit:
Transporter Signature (for exports only): Date leaving U.S.:

TRANSPORTER

16. Transporter Acknowledgment of Receipt of Materials

Transporter 1 Printed/Typed Name	Signature	Month	Day	Year
Jamie Maxwell	Jamie Maxwell	01	24	22
Transporter 2 Printed/Typed Name	Signature	Month	Day	Year

DESIGNATED CONSIGNEE

17. Discrepancy

17a. Discrepancy Indication Space ☐ Quantity ☐ Type ☐ Residue ☐ Partial Rejection ☐ Full Rejection

Bill of Lading Reference Number:

17b. Alternate Consignee (or Shipper)
U.S. EPA ID Number:
Facility's Phone:

17c. Signature of Alternate Consignee (or Shipper)

Month	Day	Year

18. Designated Receiving Facility Owner or Operator: Certification of receipt of materials covered by the bill of lading except as noted in Item 17a

Printed/Typed Name	Signature	Month	Day	Year
Sherry Farrell	Sherry Farrell	1	24	22

COVANTA
Environmental Solutions

Corporate Office
5300 N 33rd St. - Milwaukee, WI 53209
Phone: 800-842-9792 Fax: 414-461-3812

SO256118

BILL OF LADING

1. Shipper ID Number	2. Page 1 of	3. Emergency Response Phone	4. Tracking Number
NCVSQG		(800) 814-1204	CES 142077

SHIPPER

5. Shipper's Name and Mailing Address
Colonial Pipeline Company
14108 Huntersville-Concord Road
Huntersvile North Carolina 28078
Shipper's Phone:

Shipper's Site Address (if different than mailing address)
Colonial Pipeline Company
14108 Huntersville-Concord Road
Huntersvile North Carolina 28078

6. Transporter 1 Company Name: Covanta Environmental Solutions
U.S. EPA ID Number: PAR000043026

7. Transporter 2 Company Name:
U.S. EPA ID Number:

8. Consignee Name and Site Address
Covanta Environmental Solutions LLC
2503 Fayetteville Street
Asheboro NC 27203 (336) 683-0911
Facility's Phone:
U.S. EPA ID Number: NCR000135384

HM	9. Shipping Name and Description	10. Containers No.	10. Containers Type	11. Total Quantity	12. Unit Wt./Vol.	
	1. Non-RCRA, Non-DOT Regulated Material	01	TT	575	G	PLACARD? YES ☐ None NO ☐
	2.					PLACARD? YES ☐ NO ☐
	3.					PLACARD? YES ☐ NO ☐
	4.					PLACARD? YES ☐ NO ☐

13. Special Handling Instructions and Additional Information
1 5005955 Petroleum Contact Water CWT: N/A PO#:

1039
Trailer #34
Emergency Response Guide On-board
Site arrival time 1105
Site departure time 1130
www.covanta.com

14. SHIPPER'S CERTIFICATION: I certify the materials are accurately described.

Shipper's/Offeror's Printed/Typed Name	Signature	Month	Day	Year
Tim Moyer for Adam Harris@ CPC	J.L. Moy	01	24	22

INT'L

15. International Shipments ☐ Import to U.S. ☐ Export from U.S. Port of entry/exit:
Transporter Signature (for exports only): Date leaving U.S.:

TRANSPORTER

16. Transporter Acknowledgment of Receipt of Materials

Transporter 1 Printed/Typed Name	Signature	Month	Day	Year
Jamie Maxwell	Jamie Maxwell	01	24	22
Transporter 2 Printed/Typed Name	Signature	Month	Day	Year

DESIGNATED CONSIGNEE

17. Discrepancy

17a. Discrepancy Indication Space ☐ Quantity ☐ Type ☐ Residue ☐ Partial Rejection ☐ Full Rejection

Bill of Lading Reference Number:

17b. Alternate Consignee (or Shipper)
U.S. EPA ID Number:
Facility's Phone:

17c. Signature of Alternate Consignee (or Shipper) | Month | Day | Year |

18. Designated Receiving Facility Owner or Operator: Certification of receipt of materials covered by the bill of lading except as noted in Item 17a

Printed/Typed Name	Signature	Month	Day	Year
Jimmy Ferrell	Jimmy Ferrell	1	24	22

COVANTA
Environmental Solutions

Corporate Office
5300 N 33rd St. - Milwaukee, WI 53209
Phone: 800-842-9792 Fax: 414-461-3812

SO256114

BILL OF LADING

1. Shipper ID Number	2. Page 1 of	3. Emergency Response Phone	4. Tracking Number
NCVSQG		(800) 814-1204	CES 142072

SHIPPER

5. Shipper's Name and Mailing Address
Colonial Pipeline Company
14108 Huntersville-Concord Road
Huntersville North Carolina 28078
Shipper's Phone:

Shipper's Site Address (if different than mailing address)
Colonial Pipeline Company
14108 Huntersville-Concord Road
Huntersville North Carolina 28078

6. Transporter 1 Company Name: Covanta Environmental Solutions
U.S. EPA ID Number: PAR000043026

7. Transporter 2 Company Name:
U.S. EPA ID Number:

8. Consignee Name and Site Address
Covanta Environmental Solutions LLC
2503 Fayetteville Street
Asheboro NC 27203 (336) 683-0911
Facility's Phone:
U.S. EPA ID Number: NCR000135384

HM	9. Shipping Name and Description	10. Containers No.	10. Containers Type	11. Total Quantity	12. Unit Wt./Vol.	
	1. Non-RCRA, Non-DOT Regulated Material	01	TT	5725	G	PLACARD? YES ☐ NO ☐ None
	2.					PLACARD? YES ☐ NO ☐
	3.					PLACARD? YES ☐ NO ☐
	4.					PLACARD? YES ☐ NO ☐

13. Special Handling Instructions and Additional Information
1 5005955 Petroleum Contact Water CWT: N/A PO#:

KD39
Trailer # 24
Emergency Response Guide On-board
Site arrival time 1510
Site departure time 1535
www.covanta.com

14. SHIPPER'S CERTIFICATION: I certify the materials are accurately described.

Shipper's/Offeror's Printed/Typed Name: Timi Moyer for Adam Harris @ CPC
Signature: T. L. Moy
Month: 04 Day: 24 Year: 22

INT'L

15. International Shipments ☐ Import to U.S. ☐ Export from U.S. Port of entry/exit:
Transporter Signature (for exports only): Date leaving U.S.:

TRANSPORTER

16. Transporter Acknowledgment of Receipt of Materials

Transporter 1 Printed/Typed Name: Jamie McVeigh
Signature: Jamie McVeigh
Month: 04 Day: 24 Year: 22

Transporter 2 Printed/Typed Name:
Signature:
Month: Day: Year:

DESIGNATED CONSIGNEE

17. Discrepancy

17a. Discrepancy Indication Space ☐ Quantity ☐ Type ☐ Residue ☐ Partial Rejection ☐ Full Rejection

Bill of Lading Reference Number:

17b. Alternate Consignee (or Shipper)
U.S. EPA ID Number:
Facility's Phone:

17c. Signature of Alternate Consignee (or Shipper)
Month: Day: Year:

18. Designated Receiving Facility Owner or Operator: Certification of receipt of materials covered by the bill of lading except as noted in Item 17a

Printed/Typed Name: Katine Davis
Signature:
Month: 4 Day: 24 Year: 22

COVANTA
Environmental Solutions

38/33

SO256115

Corporate Office
5300 N 33rd St. - Milwaukee, WI 53209
Phone: 800-842-9792 Fax: 414-461-3812

BILL OF LADING

1. Shipper ID Number	2. Page 1 of	3. Emergency Response Phone	4. Tracking Number
NCVSQG		(800) 814-1204	CES 142069

SHIPPER

5. Shipper's Name and Mailing Address
Colonial Pipeline Company
14108 Huntersville-Concord Road
Huntersvile North Carolina 28078
Shipper's Phone:

Shipper's Site Address (if different than mailing address)
Colonial Pipeline Company
14108 Huntersville-Concord Road
Huntersvile North Carolina 28078

6. Transporter 1 Company Name
Covanta Environmental Solutions
U.S. EPA ID Number: PAR000043026

7. Transporter 2 Company Name
U.S. EPA ID Number:

8. Consignee Name and Site Address
Covanta Environmental Solutions LLC
2503 Fayetteville Street
Asheboro NC 27203 (336) 683-0911
Facility's Phone:
U.S. EPA ID Number: NCR000135384

HM	9. Shipping Name and Description	10. Containers No.	10. Containers Type	11. Total Quantity	12. Unit Wt./Vol.	
	1. Non-RCRA, Non-DOT Regulated Material	1	TT	5125	G	PLACARD? YES ☐ None NO ☐
	2.					PLACARD? YES ☐ NO ☐
	3.					PLACARD? YES ☐ NO ☐
	4.					PLACARD? YES ☐ NO ☐

13. Special Handling Instructions and Additional Information
1 5005955 Petroleum Contact Water CWT: N/A PO#:

Trailer #_____
Emergency Response Guide On Board
Site arrival time 250
Site departure time 250
www.covanta.com

14. SHIPPER'S CERTIFICATION: I certify the materials are accurately described.

Shipper's/Offeror's Printed/Typed Name	Signature	Month	Day	Year
Tim Moyer for Adam Harris @ CPL	J.h. Moy	1	24	22

INT'L

15. International Shipments ☐ Import to U.S. ☐ Export from U.S. Port of entry/exit:
Transporter Signature (for exports only): Date leaving U.S.:

TRANSPORTER

16. Transporter Acknowledgment of Receipt of Materials

Transporter 1 Printed/Typed Name	Signature	Month	Day	Year
Bobby Jarrett	Bobby Jarrett	1	24	22
Transporter 2 Printed/Typed Name	Signature	Month	Day	Year

DESIGNATED CONSIGNEE

17. Discrepancy

17a. Discrepancy Indication Space ☐ Quantity ☐ Type ☐ Residue ☐ Partial Rejection ☐ Full Rejection

Bill of Lading Reference Number:

17b. Alternate Consignee (or Shipper)
U.S. EPA ID Number:
Facility's Phone:

17c. Signature of Alternate Consignee (or Shipper) Month Day Year

18. Designated Receiving Facility Owner or Operator: Certification of receipt of materials covered by the bill of lading except as noted in Item 17a

Printed/Typed Name	Signature	Month	Day	Year
Kaline Davis		1	24	22

COVANTA
Environmental Solutions

38/33

SO257142

Corporate Office
5300 N 33rd St. - Milwaukee, WI 53209
Phone: 800-842-9792 Fax: 414-461-3812

BILL OF LADING

1. Shipper ID Number	2. Page 1 of	3. Emergency Response Phone	4. Tracking Number
NCVSQG		(800) 814-1204	CES 142088

SHIPPER

5. Shipper's Name and Mailing Address
Colonial Pipeline Company
14108 Huntersville-Concord Road
Huntersvile North Carolina 28078
Shipper's Phone:

Shipper's Site Address (if different than mailing address)
Colonial Pipeline Company
14108 Huntersville-Concord Road
Huntersvile North Carolina 28078

6. Transporter 1 Company Name: Covanta Environmental Solutions
U.S. EPA ID Number: PAR000043026

7. Transporter 2 Company Name:
U.S. EPA ID Number:

8. Consignee Name and Site Address
Covanta Environmental Solutions LLC
2503 Fayetteville Street
Asheboro NC 27203 (336) 683-0911
Facility's Phone:
U.S. EPA ID Number: NCR000135384

HM	9. Shipping Name and Description	10. Containers No.	10. Containers Type	11. Total Quantity	12. Unit Wt./Vol.	
	1. Non-RCRA, Non-DOT Regulated Material	1	TT	5125	G	PLACARD? YES ☐ NO ☐ None
	2.					PLACARD? YES ☐ NO ☐
	3.					PLACARD? YES ☐ NO ☐
	4.					PLACARD? YES ☐ NO ☐

13. Special Handling Instructions and Additional Information
1 5005955 Petroleum Contact Water CWT: N/A PO#:

Trailer #____
Emergency Response Guide On-board
Site arrival time 7:20
Site departure time 7:50
www.covanta.com

14. SHIPPER'S CERTIFICATION: I certify the materials are accurately described.

Shipper's/Offeror's Printed/Typed Name	Signature	Month	Day	Year
Tim Moyer for Adam Harris with CRC	T. T. Moyer	1	25	22

INT'L

15. International Shipments ☐ Import to U.S. ☐ Export from U.S. Port of entry/exit:
Transporter Signature (for exports only): Date leaving U.S.:

TRANSPORTER

16. Transporter Acknowledgment of Receipt of Materials

Transporter 1 Printed/Typed Name	Signature	Month	Day	Year
Bobby Jarrett	Bobby Jarrett	1	25	22
Transporter 2 Printed/Typed Name	Signature	Month	Day	Year

DESIGNATED CONSIGNEE

17. Discrepancy

17a. Discrepancy Indication Space ☐ Quantity ☐ Type ☐ Residue ☐ Partial Rejection ☐ Full Rejection

Bill of Lading Reference Number:

17b. Alternate Consignee (or Shipper)
U.S. EPA ID Number:
Facility's Phone:

17c. Signature of Alternate Consignee (or Shipper) | Month | Day | Year

18. Designated Receiving Facility Owner or Operator: Certification of receipt of materials covered by the bill of lading except as noted in Item 17a

Printed/Typed Name	Signature	Month	Day	Year
Sherry Ferrell	Sherry Ferrell	1	25	22

COVANTA
Environmental Solutions

SO257140

Corporate Office
5300 N 33rd St. - Milwaukee, WI 53209
Phone: 800-842-9792 Fax: 414-461-3812

BILL OF LADING

1. Shipper ID Number	2. Page 1 of	3. Emergency Response Phone	4. Tracking Number
NCVSQG		(800) 814-1204	CES 142087

SHIPPER

5. Shipper's Name and Mailing Address
Colonial Pipeline Company
14108 Huntersville-Concord Road
Huntersvile North Carolina 28078
Shipper's Phone:

Shipper's Site Address (if different than mailing address)
Colonial Pipeline Company
14108 Huntersville-Concord Road
Huntersvile North Carolina 28078

6. Transporter 1 Company Name: Covanta Environmental Solutions — U.S. EPA ID Number: PAR000043026

7. Transporter 2 Company Name — U.S. EPA ID Number:

8. Consignee Name and Site Address
Covanta Environmental Solutions LLC
2503 Fayetteville Street
Asheboro NC 27203 (336) 683-0911
Facility's Phone:

U.S. EPA ID Number: NCR000135384

HM	9. Shipping Name and Description	10. Containers No.	10. Containers Type	11. Total Quantity	12. Unit Wt./Vol.	
	1. Non-RCRA, Non-DOT Regulated Material	01	TT	5725	G	PLACARD? None YES ☐ NO ☐
	2.					PLACARD? YES ☐ NO ☐
	3.					PLACARD? YES ☐ NO ☐
	4.					PLACARD? YES ☐ NO ☐

13. Special Handling Instructions and Additional Information
1 5005955 Petroleum Contact Water CWT: N/A PO#:

MJ 39
Trailer #34
Emergency Response Guide On Board
Site arrival time 0810
Site departure time 0835
www.covanta.com

14. SHIPPER'S CERTIFICATION: I certify the materials are accurately described.

Shipper's/Offeror's Printed/Typed Name	Signature	Month	Day	Year
Tim Moyer for Adam Harris @ CPC	J. L. Moyer	01	25	22

INT'L

15. International Shipments ☐ Import to U.S. ☐ Export from U.S. Port of entry/exit:
Transporter Signature (for exports only): Date leaving U.S.:

TRANSPORTER

16. Transporter Acknowledgment of Receipt of Materials

Transporter 1 Printed/Typed Name	Signature	Month	Day	Year
Dane McNeill	Dane McNeill	01	25	22
Transporter 2 Printed/Typed Name	Signature	Month	Day	Year

DESIGNATED CONSIGNEE

17. Discrepancy

17a. Discrepancy Indication Space ☐ Quantity ☐ Type ☐ Residue ☐ Partial Rejection ☐ Full Rejection

Bill of Lading Reference Number:

17b. Alternate Consignee (or Shipper) — U.S. EPA ID Number
Facility's Phone:

17c. Signature of Alternate Consignee (or Shipper)		Month	Day	Year

18. Designated Receiving Facility Owner or Operator: Certification of receipt of materials covered by the bill of lading except as noted in Item 17a

Printed/Typed Name	Signature	Month	Day	Year
Sherry Ferrell	Sherry Ferrell	1	25	22

COVANTA
Environmental Solutions

38/33

SO257139

Corporate Office
5300 N 33rd St. - Milwaukee, WI 53209
Phone: 800-842-9792 Fax: 414-461-3812

BILL OF LADING

1. Shipper ID Number	2. Page 1 of	3. Emergency Response Phone	4. Tracking Number
NCVSQG		(800) 814-1204	CES 142089

SHIPPER

5. Shipper's Name and Mailing Address
Colonial Pipeline Company
14108 Huntersville-Concord Road
Huntersvile North Carolina 28078
Shipper's Phone:

Shipper's Site Address (if different than mailing address)
Colonial Pipeline Company
14108 Huntersville-Concord Road
Huntersvile North Carolina 28078

6. Transporter 1 Company Name: Covanta Environmental Solutions — U.S. EPA ID Number: PAR000043026

7. Transporter 2 Company Name — U.S. EPA ID Number:

8. Consignee Name and Site Address
Covanta Environmental Solutions LLC
2503 Fayetteville Street
Asheboro NC 27203 (336) 683-0911
Facility's Phone:

U.S. EPA ID Number: NCR000135384

HM	9. Shipping Name and Description	10. Containers No.	10. Containers Type	11. Total Quantity	12. Unit Wt./Vol.	
	1. Non-RCRA, Non-DOT Regulated Material	1	TT	525	G	PLACARD? YES ☐ NO ☐ None
	2.					PLACARD? YES ☐ NO ☐
	3.					PLACARD? YES ☐ NO ☐
	4.					PLACARD? YES ☐ NO ☐

13. Special Handling Instructions and Additional Information
1 5005955 Petroleum Contact Water CWT: N/A PO#:

Trailer #_____
Emergency Response Guide On-board
Site arrival time 1000
Site departure time 1005
www.covanta.com

14. SHIPPER'S CERTIFICATION: I certify the materials are accurately described.

Shipper's/Offeror's Printed/Typed Name	Signature	Month	Day	Year
Tim Moyer for Adam Harris @ CPC	T. L. Moyer	1	25	22

INT'L

15. International Shipments ☐ Import to U.S. ☐ Export from U.S. Port of entry/exit:
Transporter Signature (for exports only): Date leaving U.S.:

TRANSPORTER

16. Transporter Acknowledgment of Receipt of Materials

Transporter 1 Printed/Typed Name	Signature	Month	Day	Year
Bobby Jarrett	Bobby Jarrett	1	25	22
Transporter 2 Printed/Typed Name	Signature	Month	Day	Year

DESIGNATED CONSIGNEE

17. Discrepancy

17a. Discrepancy Indication Space ☐ Quantity ☐ Type ☐ Residue ☐ Partial Rejection ☐ Full Rejection

Bill of Lading Reference Number:

17b. Alternate Consignee (or Shipper) — U.S. EPA ID Number
Facility's Phone:

17c. Signature of Alternate Consignee (or Shipper) — Month / Day / Year

18. Designated Receiving Facility Owner or Operator: Certification of receipt of materials covered by the bill of lading except as noted in Item 17a

Printed/Typed Name	Signature	Month	Day	Year
Sherry Ferrell	Sherry Ferrell	1	25	22

COVANTA
Environmental Solutions

Corporate Office
5300 N 33rd St. - Milwaukee, WI 53209
Phone: 800-842-9792 Fax: 414-461-3812

SO257138

BILL OF LADING	1. Shipper ID Number	2. Page 1 of	3. Emergency Response Phone	4. Tracking Number
	NCVSQG		(800) 814-1204	CES 142090

SHIPPER

5. Shipper's Name and Mailing Address
Colonial Pipeline Company
14108 Huntersville-Concord Road
Huntersvile North Carolina 28078
Shipper's Phone:

Shipper's Site Address (if different than mailing address)
Colonial Pipeline Company
14108 Huntersville-Concord Road
Huntersvile North Carolina 28078

6. Transporter 1 Company Name: Covanta Environmental Solutions
U.S. EPA ID Number: PAR000043026

7. Transporter 2 Company Name:
U.S. EPA ID Number:

8. Consignee Name and Site Address
Covanta Environmental Solutions LLC
2503 Fayetteville Street
Asheboro NC 27203 (336) 683-0911
Facility's Phone:
U.S. EPA ID Number: NCR000135384

HM	9. Shipping Name and Description	10. Containers No.	10. Containers Type	11. Total Quantity	12. Unit Wt./Vol.	
	1. Non-RCRA, Non-DOT Regulated Material	01	TT	5725	G	PLACARD? YES ☐ None NO ☐
	2.					PLACARD? YES ☐ NO ☐
	3.					PLACARD? YES ☐ NO ☐
	4.					PLACARD? YES ☐ NO ☐

13. Special Handling Instructions and Additional Information
1 5005955 Petroleum Contact Water CWT: N/A PO#:

1034
Trailer # 34
Emergency Response Guide On-board
Site arrival time 1050
Site departure time 1120
www.covanta.com

14. SHIPPER'S CERTIFICATION: I certify the materials are accurately described.

Shipper's/Offeror's Printed/Typed Name	Signature	Month	Day	Year
Tim Moyer for Adam Harris @ CPC	T. L. Moyer	01	25	22

INT'L

15. International Shipments ☐ Import to U.S. ☐ Export from U.S. Port of entry/exit:
Transporter Signature (for exports only): Date leaving U.S.:

TRANSPORTER

16. Transporter Acknowledgment of Receipt of Materials

Transporter 1 Printed/Typed Name	Signature	Month	Day	Year
Jamie Mowell	Jamie Mowell	01	25	22
Transporter 2 Printed/Typed Name	Signature	Month	Day	Year

DESIGNATED CONSIGNEE

17. Discrepancy

17a. Discrepancy Indication Space ☐ Quantity ☐ Type ☐ Residue ☐ Partial Rejection ☐ Full Rejection

Bill of Lading Reference Number:

17b. Alternate Consignee (or Shipper)
U.S. EPA ID Number:
Facility's Phone:

17c. Signature of Alternate Consignee (or Shipper) Month Day Year

18. Designated Receiving Facility Owner or Operator: Certification of receipt of materials covered by the bill of lading except as noted in Item 17a

Printed/Typed Name	Signature	Month	Day	Year
Harry Ferrell	Harry Ferrell	1	25	22

COVANTA
Environmental Solutions

38/33

SO257135

Corporate Office
5300 N 33rd St. - Milwaukee, WI 53209
Phone: 800-842-9792 Fax: 414-461-3812

BILL OF LADING

1. Shipper ID Number	2. Page 1 of	3. Emergency Response Phone	4. Tracking Number
NCVSQG		(800) 814-1204	CES 142085

SHIPPER

5. Shipper's Name and Mailing Address
Colonial Pipeline Company
14108 Huntersville-Concord Road
Huntersvile North Carolina 28078
Shipper's Phone:

Shipper's Site Address (if different than mailing address)
Colonial Pipeline Company
14108 Huntersville-Concord Road
Huntersvile North Carolina 28078

6. Transporter 1 Company Name: Covanta Environmental Solutions
U.S. EPA ID Number: PAR000043026

7. Transporter 2 Company Name:
U.S. EPA ID Number:

8. Consignee Name and Site Address
Covanta Environmental Solutions LLC
2503 Fayetteville Street
Asheboro NC 27203 (336) 683-0911
Facility's Phone:
U.S. EPA ID Number: NCR000135384

HM	9. Shipping Name and Description	10. Containers No.	10. Containers Type	11. Total Quantity	12. Unit Wt./Vol.	
	1. Non-RCRA, Non-DOT Regulated Material	1	TT	5125	G	PLACARD? YES ☐ NO ☐ None
	2.					PLACARD? YES ☐ NO ☐
	3.					PLACARD? YES ☐ NO ☐
	4.					PLACARD? YES ☐ NO ☐

13. Special Handling Instructions and Additional Information
1 5005955 Petroleum Contact Water CWT: N/A PO#:

Trailer #____
Emergency Response Guide On Board
Site arrival time 12:15
Site departure time 1:05
www.covanta.com

14. SHIPPER'S CERTIFICATION: I certify the materials are accurately described.

Shipper's/Offeror's Printed/Typed Name	Signature	Month	Day	Year
Tim Moyer for Adam Harris @ CPC	T. L. Moyer	1	25	22

INT'L

15. International Shipments ☐ Import to U.S. ☐ Export from U.S. Port of entry/exit:
Transporter Signature (for exports only): Date leaving U.S.:

TRANSPORTER

16. Transporter Acknowledgment of Receipt of Materials

Transporter 1 Printed/Typed Name	Signature	Month	Day	Year
Bobby Jarrett	Bobby Jarrett	1	25	22
Transporter 2 Printed/Typed Name	Signature	Month	Day	Year

DESIGNATED CONSIGNEE

17. Discrepancy

17a. Discrepancy Indication Space ☐ Quantity ☐ Type ☐ Residue ☐ Partial Rejection ☐ Full Rejection

Bill of Lading Reference Number:

17b. Alternate Consignee (or Shipper)
U.S. EPA ID Number:
Facility's Phone:

17c. Signature of Alternate Consignee (or Shipper)

Month	Day	Year

18. Designated Receiving Facility Owner or Operator: Certification of receipt of materials covered by the bill of lading except as noted in Item 17a

Printed/Typed Name	Signature	Month	Day	Year
Kaline Davis	Kaline Davis	1	25	22

COVANTA
Environmental Solutions

Corporate Office
5300 N 33rd St. - Milwaukee, WI 53209
Phone: 800-842-9792 Fax: 414-461-3812

SO257136

BILL OF LADING

1. Shipper ID Number	2. Page 1 of	3. Emergency Response Phone	4. Tracking Number
NCVSQG		(800) 814-1204	CES 142086

SHIPPER

5. Shipper's Name and Mailing Address
Colonial Pipeline Company
14108 Huntersville-Concord Road
Huntersville North Carolina 28078
Shipper's Phone:

Shipper's Site Address (if different than mailing address)
Colonial Pipeline Company
14108 Huntersville-Concord Road
Huntersville North Carolina 28078

6. Transporter 1 Company Name: Covanta Environmental Solutions
U.S. EPA ID Number: PAR000043026

7. Transporter 2 Company Name:
U.S. EPA ID Number:

8. Consignee Name and Site Address
Covanta Environmental Solutions LLC
2503 Fayetteville Street
Asheboro NC 27203 (336) 683-0911
Facility's Phone:
U.S. EPA ID Number: NCR000135384

HM	9. Shipping Name and Description	10. Containers No.	10. Containers Type	11. Total Quantity	12. Unit Wt./Vol.	
	1. Non-RCRA, Non-DOT Regulated Material	01	TT	5725	G	PLACARD? None YES ☐ NO ☐
	2.					PLACARD? YES ☐ NO ☐
	3.					PLACARD? YES ☐ NO ☐
	4.					PLACARD? YES ☐ NO ☐

13. Special Handling Instructions and Additional Information
1 5005955 Petroleum Contact Water CWT: N/A PO#:

M039
Trailer # 34
Emergency Response Guide On-board
Site arrival time 1320
Site departure time 1355
www.covanta.com

14. **SHIPPER'S CERTIFICATION:** I certify the materials are accurately described.
Shipper's/Offeror's Printed/Typed Name: Tim Moyer for Adam Harris @ CPC
Signature: T. L. Moy
Month 01 Day 25 Year 22

INT'L

15. International Shipments ☐ Import to U.S. ☐ Export from U.S. Port of entry/exit:
Transporter Signature (for exports only): Date leaving U.S.:

TRANSPORTER

16. Transporter Acknowledgment of Receipt of Materials
Transporter 1 Printed/Typed Name: Jamie Mercer
Signature: Jamie Mercer
Month 01 Day 25 Year 22
Transporter 2 Printed/Typed Name:
Signature:
Month Day Year

DESIGNATED CONSIGNEE

17. Discrepancy
17a. Discrepancy Indication Space ☐ Quantity ☐ Type ☐ Residue ☐ Partial Rejection ☐ Full Rejection
Bill of Lading Reference Number:
17b. Alternate Consignee (or Shipper)
U.S. EPA ID Number:
Facility's Phone:
17c. Signature of Alternate Consignee (or Shipper)
Month Day Year

18. Designated Receiving Facility Owner or Operator: Certification of receipt of materials covered by the bill of lading except as noted in Item 17a
Printed/Typed Name: Kaline Davis
Signature:
Month 1 Day 25 Year 22

COVANTA
Environmental Solutions

SO257143

Corporate Office
5300 N 33rd St. - Milwaukee, WI 53209
Phone: 800-842-9792 Fax: 414-461-3812

BILL OF LADING

1. Shipper ID Number	2. Page 1 of	3. Emergency Response Phone	4. Tracking Number
NCVSQG		(800) 814-1204	CES 142035

SHIPPER

5. Shipper's Name and Mailing Address
Colonial Pipeline Company
14108 Huntersville-Concord Road
Huntersvile North Carolina 28078
Shipper's Phone:

Shipper's Site Address (if different than mailing address)
Colonial Pipeline Company
14108 Huntersville-Concord Road
Huntersvile North Carolina 28078

6. Transporter 1 Company Name: Covanta Environmental Solutions
U.S. EPA ID Number: PAR000043026

7. Transporter 2 Company Name:
U.S. EPA ID Number:

8. Consignee Name and Site Address
Covanta Environmental Solutions LLC
2503 Fayetteville Street
Asheboro NC 27203 (336) 683-0911
Facility's Phone:
U.S. EPA ID Number: NCR000135384

HM	9. Shipping Name and Description	10. Containers No.	10. Containers Type	11. Total Quantity	12. Unit Wt./Vol.	
	1. Non-RCRA, Non-DOT Regulated Material	01	TT	575	G	PLACARD? YES ☐ NO ☐ None
	2.					PLACARD? YES ☐ NO ☐
	3.					PLACARD? YES ☐ NO ☐
	4.					PLACARD? YES ☐ NO ☐

13. Special Handling Instructions and Additional Information
1 5005955 Petroleum Contact Water CWT: N/A PO#:

MJJ
Trailer #34
Emergency Response Guide Onboa
Site arrival time 0830
Site departure time 0850
www.covanta.com

14. SHIPPER'S CERTIFICATION: I certify the materials are accurately described.

Shipper's/Offeror's Printed/Typed Name	Signature	Month	Day	Year
Tim Moyer for Adam Harris@CPC	J. L. Moy	01	26	22

INT'L

15. International Shipments ☐ Import to U.S. ☐ Export from U.S. Port of entry/exit:
Transporter Signature (for exports only): Date leaving U.S.:

TRANSPORTER

16. Transporter Acknowledgment of Receipt of Materials

Transporter 1 Printed/Typed Name	Signature	Month	Day	Year
Jamie Newell	Jamie Newell	01	26	22
Transporter 2 Printed/Typed Name	Signature	Month	Day	Year

DESIGNATED CONSIGNEE

17. Discrepancy

17a. Discrepancy Indication Space ☐ Quantity ☐ Type ☐ Residue ☐ Partial Rejection ☐ Full Rejection

Bill of Lading Reference Number:

17b. Alternate Consignee (or Shipper)
U.S. EPA ID Number:
Facility's Phone:

17c. Signature of Alternate Consignee (or Shipper) Month Day Year

18. Designated Receiving Facility Owner or Operator: Certification of receipt of materials covered by the bill of lading except as noted in Item 17a

Printed/Typed Name	Signature	Month	Day	Year
Sherry Ferrell	Sherry Ferrell	1	26	22

COVANTA
Environmental Solutions

38/60

SO257149

Corporate Office
5300 N 33rd St. - Milwaukee, WI 53209
Phone: 800-842-9792 Fax: 414-461-3812

BILL OF LADING

1. Shipper ID Number	2. Page 1 of	3. Emergency Response Phone	4. Tracking Number
NCVSQG		(800) 814-1204	CES 142034

SHIPPER

5. Shipper's Name and Mailing Address

Colonial Pipeline Company
14108 Huntersville-Concord Road
Huntersvile North Carolina 28078
Shipper's Phone:

Shipper's Site Address (if different than mailing address)

Colonial Pipeline Company
14108 Huntersville-Concord Road
Huntersvile North Carolina 28078

6. Transporter 1 Company Name: Covanta Environmental Solutions
U.S. EPA ID Number: PAR000043026

7. Transporter 2 Company Name:
U.S. EPA ID Number:

8. Consignee Name and Site Address

Covanta Environmental Solutions LLC
2503 Fayetteville Street
Asheboro NC 27203 (336) 683-0911
Facility's Phone:

U.S. EPA ID Number: NCR000135384

HM	9. Shipping Name and Description	10. Containers No.	10. Containers Type	11. Total Quantity	12. Unit Wt./Vol.	
	1. Non-RCRA, Non-DOT Regulated Material	1	TT	5125	G	PLACARD? YES ☐ NO ☐ None
	2.					PLACARD? YES ☐ NO ☐
	3.					PLACARD? YES ☐ NO ☐
	4.					PLACARD? YES ☐ NO ☐

13. Special Handling Instructions and Additional Information

1 5005955 Petroleum Contact Water CWT: N/A PO#:

Trailer #:
Emergency Response Guide On-boar
Site arrival time 7:30
Site departure time 7:55
www.covanta.com

14. SHIPPER'S CERTIFICATION: I certify the materials are accurately described.

Shipper's/Offeror's Printed/Typed Name	Signature	Month	Day	Year
Tim Moya for Adam Harris @ CPC	T. L. Moya	1	26	22

INT'L

15. International Shipments ☐ Import to U.S. ☐ Export from U.S. Port of entry/exit:
Transporter Signature (for exports only): Date leaving U.S.:

TRANSPORTER

16. Transporter Acknowledgment of Receipt of Materials

Transporter 1 Printed/Typed Name	Signature	Month	Day	Year
Bobby Jarrett	Bobby Jarrett	1	26	22
Transporter 2 Printed/Typed Name	Signature	Month	Day	Year

DESIGNATED CONSIGNEE

17. Discrepancy

17a. Discrepancy Indication Space ☐ Quantity ☐ Type ☐ Residue ☐ Partial Rejection ☐ Full Rejection

Bill of Lading Reference Number:

17b. Alternate Consignee (or Shipper)
U.S. EPA ID Number:
Facility's Phone:

17c. Signature of Alternate Consignee (or Shipper) — Month / Day / Year

18. Designated Receiving Facility Owner or Operator: Certification of receipt of materials covered by the bill of lading except as noted in Item 17a

Printed/Typed Name	Signature	Month	Day	Year
Sherry Ferrell	Sherry Ferrell	1	26	22

COVANTA
Environmental Solutions

38160

SO257144

Corporate Office
5300 N 33rd St. - Milwaukee, WI 53209
Phone: 800-842-9792 Fax: 414-461-3812

BILL OF LADING

1. Shipper ID Number	2. Page 1 of	3. Emergency Response Phone	4. Tracking Number
NCVSQG		(800) 814-1204	CES 142036

SHIPPER

5. Shipper's Name and Mailing Address
Colonial Pipeline Company
14108 Huntersville-Concord Road
Huntersville North Carolina 28078
Shipper's Phone:

Shipper's Site Address (if different than mailing address)
Colonial Pipeline Company
14108 Huntersville-Concord Road
Huntersville North Carolina 28078

6. Transporter 1 Company Name: Covanta Environmental Solutions
U.S. EPA ID Number: PAR000043026

7. Transporter 2 Company Name:
U.S. EPA ID Number:

8. Consignee Name and Site Address
Covanta Environmental Solutions LLC
2503 Fayetteville Street
Asheboro NC 27203 (336) 683-0911
Facility's Phone:
U.S. EPA ID Number: NCR000135384

HM	9. Shipping Name and Description	10. Containers No.	10. Containers Type	11. Total Quantity	12. Unit Wt./Vol.	
	1. Non-RCRA, Non-DOT Regulated Material	1	TT	5125	G	PLACARD? YES ☐ NO ☐ None
	2.					PLACARD? YES ☐ NO ☐
	3.					PLACARD? YES ☐ NO ☐
	4.					PLACARD? YES ☐ NO ☐

13. Special Handling Instructions and Additional Information
1 5005955 Petroleum Contact Water CWT: N/A PO#:

Trailer #____
Emergency Response Guide On-board
Site arrival time 10:10
Site departure time 10:30
www.covanta.com

14. SHIPPER'S CERTIFICATION: I certify the materials are accurately described.
Shipper's/Offeror's Printed/Typed Name: Tim Moyer for Adam Harris @ CPC
Signature: T. L. Moy
Month 1 Day 26 Year 22

INT'L

15. International Shipments ☐ Import to U.S. ☐ Export from U.S. Port of entry/exit:
Transporter Signature (for exports only): Date leaving U.S.:

TRANSPORTER

16. Transporter Acknowledgment of Receipt of Materials
Transporter 1 Printed/Typed Name: Bobby Jarrett
Signature: Bobby Jarrett
Month 1 Day 26 Year 22
Transporter 2 Printed/Typed Name:
Signature:
Month Day Year

DESIGNATED CONSIGNEE

17. Discrepancy
17a. Discrepancy Indication Space ☐ Quantity ☐ Type ☐ Residue ☐ Partial Rejection ☐ Full Rejection
Bill of Lading Reference Number:
17b. Alternate Consignee (or Shipper)
U.S. EPA ID Number
Facility's Phone:
17c. Signature of Alternate Consignee (or Shipper)
Month Day Year

18. Designated Receiving Facility Owner or Operator: Certification of receipt of materials covered by the bill of lading except as noted in Item 17a
Printed/Typed Name: Sherry Ferrell
Signature: Sherry Ferrell
Month 1 Day 26 Year 22

COVANTA
Environmental Solutions

Corporate Office
5300 N 33rd St. - Milwaukee, WI 53209
Phone: 800-842-9792 Fax: 414-461-3812

SO257145

BILL OF LADING

1. Shipper ID Number	2. Page 1 of	3. Emergency Response Phone	4. Tracking Number
NCVSQG		(800) 814-1204	CES 142033

SHIPPER

5. Shipper's Name and Mailing Address
Colonial Pipeline Company
14108 Huntersville-Concord Road
Huntersvile North Carolina 28078
Shipper's Phone:

Shipper's Site Address (if different than mailing address)
Colonial Pipeline Company
14108 Huntersville-Concord Road
Huntersvile North Carolina 28078

6. Transporter 1 Company Name: Covanta Environmental Solutions
U.S. EPA ID Number: PAR000043026

7. Transporter 2 Company Name:
U.S. EPA ID Number:

8. Consignee Name and Site Address
Covanta Environmental Solutions LLC
2503 Fayetteville Street
Asheboro NC 27203 (336) 683-0911
Facility's Phone:
U.S. EPA ID Number: NCR000135384

HM	9. Shipping Name and Description	10. Containers No.	10. Containers Type	11. Total Quantity	12. Unit Wt./Vol.	
	1. Non-RCRA, Non-DOT Regulated Material	61	TT	525	G	PLACARD? None YES ☐ NO ☐
	2.					PLACARD? YES ☐ NO ☐
	3.					PLACARD? YES ☐ NO ☐
	4.					PLACARD? YES ☐ NO ☐

13. Special Handling Instructions and Additional Information
1 5005955 Petroleum Contact Water CWT: N/A PO#:

Trailer # 35 34
Emergency Response Guide Onboard
Site arrival time 1100
Site departure time 1120
www.covanta.com

14. SHIPPER'S CERTIFICATION: I certify the materials are accurately described.
Shipper's/Offeror's Printed/Typed Name: Tim Moyer for Adam Harris@CPC
Signature: T. L. Moyer
Month: 1 Day: 26 Year: 22

INT'L

15. International Shipments ☐ Import to U.S. ☐ Export from U.S. Port of entry/exit:
Transporter Signature (for exports only): Date leaving U.S.:

TRANSPORTER

16. Transporter Acknowledgment of Receipt of Materials
Transporter 1 Printed/Typed Name: Jamie Maurice
Signature: Jamie Maurice
Month: 1 Day: 26 Year: 22
Transporter 2 Printed/Typed Name:
Signature:
Month: Day: Year:

DESIGNATED CONSIGNEE

17. Discrepancy
17a. Discrepancy Indication Space ☐ Quantity ☐ Type ☐ Residue ☐ Partial Rejection ☐ Full Rejection
Bill of Lading Reference Number:
17b. Alternate Consignee (or Shipper)
U.S. EPA ID Number:
Facility's Phone:
17c. Signature of Alternate Consignee (or Shipper)
Month: Day: Year:

18. Designated Receiving Facility Owner or Operator: Certification of receipt of materials covered by the bill of lading except as noted in Item 17a
Printed/Typed Name: Henry Forrest
Signature:
Month: 1 Day: 26 Year: 22

COVANTA
Environmental Solutions

38/60

SO257147

Corporate Office
5300 N 33rd St. - Milwaukee, WI 53209
Phone: 800-842-9792 Fax: 414-461-3812

BILL OF LADING

1. Shipper ID Number	2. Page 1 of	3. Emergency Response Phone	4. Tracking Number
NCVSQG		(800) 814-1204	CES 142026

SHIPPER

5. Shipper's Name and Mailing Address
Colonial Pipeline Company
14108 Huntersville-Concord Road
Huntersvile North Carolina 28078
Shipper's Phone:

Shipper's Site Address (if different than mailing address)
Colonial Pipeline Company
14108 Huntersville-Concord Road
Huntersvile North Carolina 28078

6. Transporter 1 Company Name: Covanta Environmental Solutions
U.S. EPA ID Number: PAR000043026

7. Transporter 2 Company Name:
U.S. EPA ID Number:

8. Consignee Name and Site Address
Covanta Environmental Solutions LLC
2503 Fayetteville Street
Asheboro NC 27203 (336) 683-0911
Facility's Phone:
U.S. EPA ID Number: NCR000135384

HM	9. Shipping Name and Description	10. Containers No.	10. Containers Type	11. Total Quantity	12. Unit Wt./Vol.	
	1. Non-RCRA, Non-DOT Regulated Material	1	TT	5125	G	PLACARD? YES ☐ NO ☐ None
	2.					PLACARD? YES ☐ NO ☐
	3.					PLACARD? YES ☐ NO ☐
	4.					PLACARD? YES ☐ NO ☐

13. Special Handling Instructions and Additional Information
1 5005955 Petroleum Contact Water CWT: N/A PO#:

Trailer #:
Emergency Response Guide Onboa
Site arrival time 1250
Site departure time 115
www.covanta.com

14. SHIPPER'S CERTIFICATION: I certify the materials are accurately described.
Shipper's/Offeror's Printed/Typed Name: Tim Moyer for Adam Harris @ CPC
Signature: T. L. Moyer
Month 1 Day 26 Year 22

INT'L
15. International Shipments ☐ Import to U.S. ☐ Export from U.S. Port of entry/exit:
Transporter Signature (for exports only): Date leaving U.S.:

TRANSPORTER
16. Transporter Acknowledgment of Receipt of Materials
Transporter 1 Printed/Typed Name: Bobby Jarrett
Signature: Bobby Jarrett
Month 1 Day 26 Year 22
Transporter 2 Printed/Typed Name:
Signature:
Month Day Year

DESIGNATED CONSIGNEE
17. Discrepancy
17a. Discrepancy Indication Space ☐ Quantity ☐ Type ☐ Residue ☐ Partial Rejection ☐ Full Rejection
Bill of Lading Reference Number:
17b. Alternate Consignee (or Shipper)
U.S. EPA ID Number
Facility's Phone:
17c. Signature of Alternate Consignee (or Shipper)
Month Day Year

18. Designated Receiving Facility Owner or Operator: Certification of receipt of materials covered by the bill of lading except as noted in Item 17a
Printed/Typed Name: Katie Davis
Signature:
Month 1 Day 26 Year 22

COVANTA
Environmental Solutions

Corporate Office
5300 N 33rd St. - Milwaukee, WI 53209
Phone: 800-842-9792 Fax: 414-461-3812

SO257146

BILL OF LADING	1. Shipper ID Number	2. Page 1 of	3. Emergency Response Phone	4. Tracking Number
	NCVSQG		(800) 814-1204	CES 142027

SHIPPER

5. Shipper's Name and Mailing Address
Colonial Pipeline Company
14108 Huntersville-Concord Road
Huntersvile North Carolina 28078
Shipper's Phone:

Shipper's Site Address (if different than mailing address)
Colonial Pipeline Company
14108 Huntersville-Concord Road
Huntersvile North Carolina 28078

6. Transporter 1 Company Name: Covanta Environmental Solutions
U.S. EPA ID Number: PAR000043026

7. Transporter 2 Company Name:
U.S. EPA ID Number:

8. Consignee Name and Site Address
Covanta Environmental Solutions LLC
2503 Fayetteville Street
Asheboro NC 27203 (336) 683-0911
Facility's Phone:
U.S. EPA ID Number: NCR000135384

HM	9. Shipping Name and Description	10. Containers No.	10. Containers Type	11. Total Quantity	12. Unit Wt./Vol.	
	1. Non-RCRA, Non-DOT Regulated Material	01	TT	5725	G	PLACARD? YES ☐ NO ☐ None
	2.					PLACARD? YES ☐ NO ☐
	3.					PLACARD? YES ☐ NO ☐
	4.					PLACARD? YES ☐ NO ☐

13. Special Handling Instructions and Additional Information
1 5005955 Petroleum Contact Water CWT: N/A PO#:

NA 39
Trailer #34
Emergency Response Guide Onboard
Site arrival time 1350
Site departure time 1420
www.covanta.com

14. SHIPPER'S CERTIFICATION: I certify the materials are accurately described.

Shipper's/Offeror's Printed/Typed Name: Tim Moyer for Adam Harris @ CPC
Signature: T. L. Moyer
Month: 01 Day: 26 Year: 22

INT'L

15. International Shipments ☐ Import to U.S. ☐ Export from U.S. Port of entry/exit:
Transporter Signature (for exports only): Date leaving U.S.:

TRANSPORTER

16. Transporter Acknowledgment of Receipt of Materials

Transporter 1 Printed/Typed Name: JANE McNeill
Signature:
Month: 01 Day: 26 Year: 22

Transporter 2 Printed/Typed Name:
Signature:
Month: Day: Year:

DESIGNATED CONSIGNEE

17. Discrepancy

17a. Discrepancy Indication Space ☐ Quantity ☐ Type ☐ Residue ☐ Partial Rejection ☐ Full Rejection

Bill of Lading Reference Number:

17b. Alternate Consignee (or Shipper)
U.S. EPA ID Number:
Facility's Phone:

17c. Signature of Alternate Consignee (or Shipper)
Month: Day: Year:

18. Designated Receiving Facility Owner or Operator: Certification of receipt of materials covered by the bill of lading except as noted in Item 17a

Printed/Typed Name: Kaline Davis
Signature:
Month: 1 Day: 26 Year: 22

COVANTA
Environmental Solutions

Corporate Office
5300 N 33rd St. - Milwaukee, WI 53209
Phone: 800-842-9792 Fax: 414-461-3812

SO257167

BILL OF LADING	1. Shipper ID Number	2. Page 1 of	3. Emergency Response Phone	4. Tracking Number
	NCVSQG	1	(800) 814-1204	CES 142367

SHIPPER

5. Shipper's Name and Mailing Address
Colonial Pipeline Company
14108 Huntersville-Concord Road
Huntersvile North Carolina 28078
Shipper's Phone:

Shipper's Site Address (if different than mailing address)
Colonial Pipeline Company
14108 Huntersville-Concord Road
Huntersvile North Carolina 28078

6. Transporter 1 Company Name: Covanta Environmental Solutions
U.S. EPA ID Number: PAR000043026

7. Transporter 2 Company Name:
U.S. EPA ID Number:

8. Consignee Name and Site Address
Covanta Environmental Solutions LLC
2503 Fayetteville Street
Asheboro NC 27203 (336) 683-0911
Facility's Phone:
U.S. EPA ID Number: NCR000135384

HM	9. Shipping Name and Description	10. Containers No.	10. Containers Type	11. Total Quantity	12. Unit Wt./Vol.	
	1. Non-RCRA, Non-DOT Regulated Material	1	TT	5124	G	PLACARD? YES ☐ NO ☐ None
	2.					PLACARD? YES ☐ NO ☐
	3.					PLACARD? YES ☐ NO ☐
	4.					PLACARD? YES ☐ NO ☐

13. Special Handling Instructions and Additional Information
1 5005955 Petroleum Contact Water CWT: N/A PO#:

RD89 Trailer # 34
Emergency Response Guide On-boar
Site arrival time 7:55
Site departure time 8:25
www.covanta.com

14. SHIPPER'S CERTIFICATION: I certify the materials are accurately described.
Shipper's/Offeror's Printed/Typed Name: Deric Reaper
Signature:
Month 1 Day 30 Year 22

INT'L

15. International Shipments ☐ Import to U.S. ☐ Export from U.S. Port of entry/exit:
Transporter Signature (for exports only): Date leaving U.S.:

TRANSPORTER

16. Transporter Acknowledgment of Receipt of Materials
Transporter 1 Printed/Typed Name: James Prather
Signature:
Month 1 Day 30 Year 22
Transporter 2 Printed/Typed Name:
Signature:
Month Day Year

DESIGNATED CONSIGNEE

17. Discrepancy
17a. Discrepancy Indication Space ☐ Quantity ☐ Type ☐ Residue ☐ Partial Rejection ☐ Full Rejection
Bill of Lading Reference Number:
17b. Alternate Consignee (or Shipper)
U.S. EPA ID Number:
Facility's Phone:
17c. Signature of Alternate Consignee (or Shipper)
Month Day Year

18. Designated Receiving Facility Owner or Operator: Certification of receipt of materials covered by the bill of lading except as noted in Item 17a
Printed/Typed Name: Kalina Davis
Signature:
Month 1 Day 30 Year 22

COVANTA
Environmental Solutions

38/60

SO259133

Corporate Office
5300 N 33rd St. - Milwaukee, WI 53209
Phone: 800-842-9792 Fax: 414-461-3812

BILL OF LADING

1. Shipper ID Number	2. Page 1 of	3. Emergency Response Phone	4. Tracking Number
NCVSQG		(800) 814-1204	CES 142369

SHIPPER

5. Shipper's Name and Mailing Address
Colonial Pipeline Company
14108 Huntersville-Concord Road
Huntersvile North Carolina 28078
Shipper's Phone:

Shipper's Site Address (if different than mailing address)
Colonial Pipeline Company
14108 Huntersville-Concord Road
Huntersvile North Carolina 28078

6. Transporter 1 Company Name: Covanta Environmental Solutions — U.S. EPA ID Number: PAR000043026

7. Transporter 2 Company Name — U.S. EPA ID Number:

8. Consignee Name and Site Address
Covanta Environmental Solutions LLC
2503 Fayetteville Street
Asheboro NC 27203 (336) 683-0911
Facility's Phone:

U.S. EPA ID Number: NCR000135384

HM	9. Shipping Name and Description	10. Containers No.	10. Containers Type	11. Total Quantity	12. Unit Wt./Vol.	
	1. Non-RCRA, Non-DOT Regulated Material	1	TT	4650 5425	G	PLACARD? YES ☐ NO ☐ None
	2.					PLACARD? YES ☐ NO ☐
	3.					PLACARD? YES ☐ NO ☐
	4.					PLACARD? YES ☐ NO ☐

13. Special Handling Instructions and Additional Information
1 5005955 Petroleum Contact Water CWT: N/A PO#:

Trailer #:_____
Emergency Response Guide Onboa
Site arrival time 815
Site departure time 940
www.covanta.com

14. SHIPPER'S CERTIFICATION: I certify the materials are accurately described.
Shipper's/Offeror's Printed/Typed Name: Deric Reaper — Signature: [signature] — Month 1 Day 30 Year 22

INT'L

15. International Shipments ☐ Import to U.S. ☐ Export from U.S. Port of entry/exit:
Transporter Signature (for exports only): Date leaving U.S.:

TRANSPORTER

16. Transporter Acknowledgment of Receipt of Materials
Transporter 1 Printed/Typed Name: Bobby Jarrett — Signature: [signature] — Month 1 Day 30 Year 22
Transporter 2 Printed/Typed Name — Signature — Month Day Year

DESIGNATED CONSIGNEE

17. Discrepancy
17a. Discrepancy Indication Space ☐ Quantity ☐ Type ☐ Residue ☐ Partial Rejection ☐ Full Rejection
Bill of Lading Reference Number:
17b. Alternate Consignee (or Shipper) — U.S. EPA ID Number
Facility's Phone:
17c. Signature of Alternate Consignee (or Shipper) — Month Day Year

18. Designated Receiving Facility Owner or Operator: Certification of receipt of materials covered by the bill of lading except as noted in Item 17a
Printed/Typed Name: Kaline Davis — Signature: [signature] — Month 1 Day 30 Year 22

COVANTA
Environmental Solutions

Corporate Office
5300 N 33rd St. - Milwaukee, WI 53209
Phone: 800-842-9792 Fax: 414-461-3812

SO257168

BILL OF LADING	1. Shipper ID Number	2. Page 1 of	3. Emergency Response Phone	4. Tracking Number
	NCVSQG	1	(800) 814-1204	CES 142366

SHIPPER

5. Shipper's Name and Mailing Address

Colonial Pipeline Company
14108 Huntersville-Concord Road
Huntersvile North Carolina 28078
Shipper's Phone:

Shipper's Site Address (if different than mailing address)

Colonial Pipeline Company
14108 Huntersville-Concord Road
Huntersvile North Carolina 28078

6. Transporter 1 Company Name: Covanta Environmental Solutions — U.S. EPA ID Number: PAR000043026

7. Transporter 2 Company Name — U.S. EPA ID Number:

8. Consignee Name and Site Address

Covanta Environmental Solutions LLC
2503 Fayetteville Street
Asheboro NC 27203 (336) 683-0911
Facility's Phone:

U.S. EPA ID Number: NCR000135384

HM	9. Shipping Name and Description	10. Containers No.	10. Containers Type	11. Total Quantity	12. Unit Wt./Vol.	
	1. Non-RCRA, Non-DOT Regulated Material	1	TT	5124	G	PLACARD? YES ☐ NO ☐ None
	2.					PLACARD? YES ☐ NO ☐
	3.					PLACARD? YES ☐ NO ☐
	4.					PLACARD? YES ☐ NO ☐

13. Special Handling Instructions and Additional Information

1 5005955 Petroleum Contact Water CWT: N/A PO#:

RD39

Trailer #: 34
Emergency Response Guide On-boar
Site arrival time 11:50
Site departure time 12:15
www.covanta.com

14. SHIPPER'S CERTIFICATION: I certify the materials are accurately described.

Shipper's/Offeror's Printed/Typed Name: Deric Reaper — Signature — Month 1 Day 30 Year 22

INT'L

15. International Shipments ☐ Import to U.S. ☐ Export from U.S. Port of entry/exit:
Transporter Signature (for exports only): Date leaving U.S.:

TRANSPORTER

16. Transporter Acknowledgment of Receipt of Materials

Transporter 1 Printed/Typed Name: James Prather — Signature — Month 1 Day 30 Year 22

Transporter 2 Printed/Typed Name — Signature — Month Day Year

DESIGNATED CONSIGNEE

17. Discrepancy

17a. Discrepancy Indication Space ☐ Quantity ☐ Type ☐ Residue ☐ Partial Rejection ☐ Full Rejection

Bill of Lading Reference Number:

17b. Alternate Consignee (or Shipper) — U.S. EPA ID Number

Facility's Phone:

17c. Signature of Alternate Consignee (or Shipper) — Month Day Year

18. Designated Receiving Facility Owner or Operator: Certification of receipt of materials covered by the bill of lading except as noted in Item 17a

Printed/Typed Name: Kaline Davis — Signature — Month 1 Day 30 Year 22

SHIPPER

COVANTA
Environmental Solutions

38/60

SO259135

Corporate Office
5300 N 33rd St. - Milwaukee, WI 53209
Phone: 800-842-9792 Fax: 414-461-3812

BILL OF LADING

1. Shipper ID Number	2. Page 1 of	3. Emergency Response Phone	4. Tracking Number
NCVSQG		(800) 814-1204	CES 142368

SHIPPER

5. Shipper's Name and Mailing Address
Colonial Pipeline Company
14108 Huntersville-Concord Road
Huntersvile North Carolina 28078
Shipper's Phone:

Shipper's Site Address (if different than mailing address)
Colonial Pipeline Company
14108 Huntersville-Concord Road
Huntersvile North Carolina 28078

6. Transporter 1 Company Name: Covanta Environmental Solutions
U.S. EPA ID Number: PAR000043026

7. Transporter 2 Company Name:
U.S. EPA ID Number:

8. Consignee Name and Site Address
Covanta Environmental Solutions LLC
2503 Fayetteville Street
Asheboro NC 27203 (336) 683-0911
Facility's Phone:
U.S. EPA ID Number: NCR000135384

HM	9. Shipping Name and Description	10. Containers No.	10. Containers Type	11. Total Quantity	12. Unit Wt./Vol.	
	1. Non-RCRA, Non-DOT Regulated Material	1	TT	5125	G	PLACARD? YES ☐ NO ☐ None
	2.					PLACARD? YES ☐ NO ☐
	3.					PLACARD? YES ☐ NO ☐
	4.					PLACARD? YES ☐ NO ☐

13. Special Handling Instructions and Additional Information
1 5005955 Petroleum Contact Water CWT: N/A PO#:

Trailer #:
Emergency Response Guide Onboa
Site arrival time 12:45
Site departure time 1:15
www.covanta.com

14. SHIPPER'S CERTIFICATION: I certify the materials are accurately described.
Shipper's/Offeror's Printed/Typed Name: Deric Reaper
Signature:
Month: 1 Day: 30 Year: 22

INT'L
15. International Shipments ☐ Import to U.S. ☐ Export from U.S. Port of entry/exit:
Transporter Signature (for exports only): Date leaving U.S.:

TRANSPORTER
16. Transporter Acknowledgment of Receipt of Materials
Transporter 1 Printed/Typed Name: Bobby Jarrett
Signature:
Month: 1 Day: 30 Year: 22
Transporter 2 Printed/Typed Name:
Signature:
Month: Day: Year:

DESIGNATED CONSIGNEE
17. Discrepancy
17a. Discrepancy Indication Space ☐ Quantity ☐ Type ☐ Residue ☐ Partial Rejection ☐ Full Rejection
Bill of Lading Reference Number:
17b. Alternate Consignee (or Shipper)
U.S. EPA ID Number:
Facility's Phone:
17c. Signature of Alternate Consignee (or Shipper)
Month: Day: Year:

18. Designated Receiving Facility Owner or Operator: Certification of receipt of materials covered by the bill of lading except as noted in Item 17a
Printed/Typed Name: Kaline Davis
Signature:
Month: 1 Day: 30 Year: 22

COVANTA
Environmental Solutions

38/60

SO258517

Corporate Office
5300 N 33rd St. - Milwaukee, WI 53209
Phone: 800-842-9792 Fax: 414-461-3812

BILL OF LADING

1. Shipper ID Number	2. Page 1 of	3. Emergency Response Phone	4. Tracking Number
NCVSQG		(800) 814-1204	CES 142372

SHIPPER

5. Shipper's Name and Mailing Address
Colonial Pipeline Company
14108 Huntersville-Concord Road
Huntersvile North Carolina 28078
Shipper's Phone:

Shipper's Site Address (if different than mailing address)
Colonial Pipeline Company
14108 Huntersville-Concord Road
Huntersvile North Carolina 28078

6. Transporter 1 Company Name: Covanta Environmental Solutions
U.S. EPA ID Number: PAR000043026

7. Transporter 2 Company Name:
U.S. EPA ID Number:

8. Consignee Name and Site Address
Covanta Environmental Solutions LLC
2503 Fayetteville Street
Asheboro NC 27203 (336) 683-0911
Facility's Phone:

U.S. EPA ID Number: NCR000135384

HM	9. Shipping Name and Description	10. Containers No.	10. Containers Type	11. Total Quantity	12. Unit Wt./Vol.	
	1. Non-RCRA, Non-DOT Regulated Material	1	TT	5125	G	PLACARD? YES ☐ NO ☐ None
	2.					PLACARD? YES ☐ NO ☐
	3.					PLACARD? YES ☐ NO ☐
	4.					PLACARD? YES ☐ NO ☐

13. Special Handling Instructions and Additional Information
1 5005955 Petroleum Contact Water CWT: N/A PO#:

Early arrival
8:30

Trailer #:
Emergency Response Guide Onboa
Site arrival time 8:10
Site departure time 9:10
www.covanta.com

14. SHIPPER'S CERTIFICATION: I certify the materials are accurately described.

Shipper's/Offeror's Printed/Typed Name	Signature	Month	Day	Year
Tim Moyer for Adam Harris @ CPC	T. L. Moyer	1	31	22

INT'L

15. International Shipments ☐ Import to U.S. ☐ Export from U.S. Port of entry/exit:
Transporter Signature (for exports only): Date leaving U.S.:

TRANSPORTER

16. Transporter Acknowledgment of Receipt of Materials

Transporter 1 Printed/Typed Name	Signature	Month	Day	Year
Bobby Jarrett	Bobby Jarrett	1	31	22
Transporter 2 Printed/Typed Name	Signature	Month	Day	Year

DESIGNATED CONSIGNEE

17. Discrepancy

17a. Discrepancy Indication Space ☐ Quantity ☐ Type ☐ Residue ☐ Partial Rejection ☐ Full Rejection

Bill of Lading Reference Number:

17b. Alternate Consignee (or Shipper)
U.S. EPA ID Number:
Facility's Phone:

17c. Signature of Alternate Consignee (or Shipper)

Month	Day	Year

18. Designated Receiving Facility Owner or Operator: Certification of receipt of materials covered by the bill of lading except as noted in Item 17a

Printed/Typed Name	Signature	Month	Day	Year
Sherry Forrest	Sherry Forrest	1	31	22

COVANTA
Environmental Solutions

38/60

SO258523

Corporate Office
5300 N 33rd St. - Milwaukee, WI 53209
Phone: 800-842-9792 Fax: 414-461-3812

BILL OF LADING

1. Shipper ID Number	2. Page 1 of	3. Emergency Response Phone	4. Tracking Number
NCVSQG		(800) 814-1204	CES 141901

SHIPPER

5. Shipper's Name and Mailing Address
Colonial Pipeline Company
14108 Huntersville-Concord Road
Huntersvile North Carolina 28078
Shipper's Phone:

Shipper's Site Address (if different than mailing address)
Colonial Pipeline Company
14108 Huntersville-Concord Road
Huntersvile North Carolina 28078

6. Transporter 1 Company Name: Covanta Environmental Solutions
U.S. EPA ID Number: PAR000043026

7. Transporter 2 Company Name:
U.S. EPA ID Number:

8. Consignee Name and Site Address
Covanta Environmental Solutions LLC
2503 Fayetteville Street
Asheboro NC 27203 (336) 683-0911
Facility's Phone:
U.S. EPA ID Number: NCR000135384

HM	9. Shipping Name and Description	10. Containers No.	10. Containers Type	11. Total Quantity	12. Unit Wt./Vol.	
	1. Non-RCRA, Non-DOT Regulated Material	1	TT	5125	G	PLACARD? YES ☐ NO ☒
	2.					PLACARD? YES ☐ NO ☐
	3.					PLACARD? YES ☐ NO ☐
	4.					PLACARD? YES ☐ NO ☐

13. Special Handling Instructions and Additional Information
1 5005955 Petroleum Contact Water CWT: N/A PO#:

Trailer #:
Emergency Response Guide On-boar
Site arrival time 1:50
Site departure time 2:35
www.covanta.com

14. SHIPPER'S CERTIFICATION: I certify the materials are accurately described.
Shipper's/Offeror's Printed/Typed Name: Tim Moyer for Adam Harrison CPE
Signature: T. L Moy
Month 1 Day 30 Year 22

INT'L

15. International Shipments ☐ Import to U.S. ☐ Export from U.S. Port of entry/exit:
Transporter Signature (for exports only): Date leaving U.S.:

TRANSPORTER

16. Transporter Acknowledgment of Receipt of Materials
Transporter 1 Printed/Typed Name: Bobby Jarrett
Signature: Bobby Jarrett
Month 1 Day 30 Year 22
Transporter 2 Printed/Typed Name:
Signature:
Month Day Year

DESIGNATED CONSIGNEE

17. Discrepancy
17a. Discrepancy Indication Space ☐ Quantity ☐ Type ☐ Residue ☐ Partial Rejection ☐ Full Rejection
Bill of Lading Reference Number:
17b. Alternate Consignee (or Shipper)
U.S. EPA ID Number:
Facility's Phone:
17c. Signature of Alternate Consignee (or Shipper)
Month Day Year

18. Designated Receiving Facility Owner or Operator: Certification of receipt of materials covered by the bill of lading except as noted in Item 17a
Printed/Typed Name: Kaline Davis
Signature:
Month 1 Day 31 Year 22

COVANTA
Environmental Solutions

50258528
~~50258519~~

Corporate Office
5300 N 33rd St. - Milwaukee, WI 53209
Phone: 800-842-9792 Fax: 414-461-3812

SHIPPER

BILL OF LADING	1. Shipper ID Number	2. Page 1 of	3. Emergency Response Phone	4. Tracking Number
	NCVSQG		(800) 814-1204	CES 142371

5. Shipper's Name and Mailing Address
Colonial Pipeline Company
14108 Huntersville-Concord Road
Huntersvile North Carolina 28078
Shipper's Phone:

Shipper's Site Address (if different than mailing address)
Colonial Pipeline Company
14108 Huntersville-Concord Road
Huntersvile North Carolina 28078

6. Transporter 1 Company Name: Covanta Environmental Solutions
U.S. EPA ID Number: PAR000043026

7. Transporter 2 Company Name:
U.S. EPA ID Number:

8. Consignee Name and Site Address
Covanta Environmental Solutions LLC
2503 Fayetteville Street
Asheboro NC 27203 (336) 683-0911
Facility's Phone:
U.S. EPA ID Number: NCR000135384

HM	9. Shipping Name and Description	10. Containers No.	10. Containers Type	11. Total Quantity	12. Unit Wt./Vol.	
	1. Non-RCRA, Non-DOT Regulated Material	01	TT	5125	G	PLACARD? YES ☐ NO ☐ None
	2.					PLACARD? YES ☐ NO ☐
	3.					PLACARD? YES ☐ NO ☐
	4.					PLACARD? YES ☐ NO ☐

13. Special Handling Instructions and Additional Information

1 5005955 Petroleum Contact Water CWT: N/A PO#:

ND 39
Trailer # 34
Emergency Response Guide On-board
Site arrival time 1320
Site departure time 1345
www.covanta.com

14. SHIPPER'S CERTIFICATION: I certify the materials are accurately described.

Shipper's/Offeror's Printed/Typed Name: Tim Moyer for Adam Harris @ CPC
Signature: T.L. Moyer
Month 01 Day 31 Year 22

INT'L

15. International Shipments ☐ Import to U.S. ☐ Export from U.S. Port of entry/exit:
Transporter Signature (for exports only): Date leaving U.S.:

TRANSPORTER

16. Transporter Acknowledgment of Receipt of Materials

Transporter 1 Printed/Typed Name:
Signature:
Month 01 Day 31 Year 22

Transporter 2 Printed/Typed Name: Dave Marvell
Signature: [signature]
Month Day Year

DESIGNATED CONSIGNEE

17. Discrepancy

17a. Discrepancy Indication Space ☐ Quantity ☐ Type ☐ Residue ☐ Partial Rejection ☐ Full Rejection

Bill of Lading Reference Number:

17b. Alternate Consignee (or Shipper)
U.S. EPA ID Number
Facility's Phone:

17c. Signature of Alternate Consignee (or Shipper)
Month Day Year

18. Designated Receiving Facility Owner or Operator: Certification of receipt of materials covered by the bill of lading except as noted in Item 17a

Printed/Typed Name: Kaline Davis
Signature: [signature]
Month 1 Day 31 Year 22

COVANTA
Environmental Solutions

Corporate Office
5300 N 33rd St. - Milwaukee, WI 53209
Phone: 800-842-9792 Fax: 414-461-3812

SO258518

BILL OF LADING

1. Shipper ID Number	2. Page 1 of	3. Emergency Response Phone	4. Tracking Number
NCVSQG		(800) 814-1204	CES 142370

SHIPPER

5. Shipper's Name and Mailing Address
Colonial Pipeline Company
14108 Huntersville-Concord Road
Huntersvile North Carolina 28078
Shipper's Phone:

Shipper's Site Address (if different than mailing address)
Colonial Pipeline Company
14108 Huntersville-Concord Road
Huntersvile North Carolina 28078

6. Transporter 1 Company Name: Covanta Environmental Solutions — U.S. EPA ID Number: PAR000043026

7. Transporter 2 Company Name — U.S. EPA ID Number:

8. Consignee Name and Site Address
Covanta Environmental Solutions LLC
2503 Fayetteville Street
Asheboro NC 27203 (336) 683-0911
Facility's Phone:

U.S. EPA ID Number: NCR000135384

HM	9. Shipping Name and Description	10. Containers No.	10. Containers Type	11. Total Quantity	12. Unit Wt./Vol.	
	1. Non-RCRA, Non-DOT Regulated Material	01	TT	5725	G	PLACARD? YES ☐ NO ☒ None
	2.					PLACARD? YES ☐ NO ☐
	3.					PLACARD? YES ☐ NO ☐
	4.					PLACARD? YES ☐ NO ☐

13. Special Handling Instructions and Additional Information
1 5005955 Petroleum Contact Water CWT: N/A PO#:

1439
Trailer # 34
Emergency Response Guide On-boa
Site arrival time 1050
Site departure time 1115
www.covanta.com

14. SHIPPER'S CERTIFICATION: I certify the materials are accurately described.

Shipper's/Offeror's Printed/Typed Name	Signature	Month	Day	Year
Tim Moyer For Adam Harris @ CPC	T. L. Moyer	01	31	22

INT'L

15. International Shipments ☐ Import to U.S. ☐ Export from U.S. Port of entry/exit:
Transporter Signature (for exports only): Date leaving U.S.:

TRANSPORTER

16. Transporter Acknowledgment of Receipt of Materials

Transporter 1 Printed/Typed Name	Signature	Month	Day	Year
Jamie McNeil	Jamie McNeil	01	31	22
Transporter 2 Printed/Typed Name	Signature	Month	Day	Year

DESIGNATED CONSIGNEE

17. Discrepancy

17a. Discrepancy Indication Space ☐ Quantity ☐ Type ☐ Residue ☐ Partial Rejection ☐ Full Rejection

Bill of Lading Reference Number:

17b. Alternate Consignee (or Shipper) — U.S. EPA ID Number
Facility's Phone:

17c. Signature of Alternate Consignee (or Shipper) — Month / Day / Year

18. Designated Receiving Facility Owner or Operator: Certification of receipt of materials covered by the bill of lading except as noted in Item 17a

Printed/Typed Name	Signature	Month	Day	Year
Sherry Farrell	Sherry Farrell	1	31	22

COVANTA
Environmental Solutions

SO258522

Corporate Office
5300 N 33rd St. - Milwaukee, WI 53209
Phone: 800-842-9792 Fax: 414-461-3812

BILL OF LADING

1. Shipper ID Number: NCVSQG
2. Page 1 of
3. Emergency Response Phone: (800) 814-1204
4. Tracking Number: CES 142373

SHIPPER

5. Shipper's Name and Mailing Address
Colonial Pipeline Company
14108 Huntersville-Concord Road
Huntersvile North Carolina 28078
Shipper's Phone:

Shipper's Site Address (if different than mailing address)
Colonial Pipeline Company
14108 Huntersville-Concord Road
Huntersvile North Carolina 28078

6. Transporter 1 Company Name: Covanta Environmental Solutions
U.S. EPA ID Number: PAR000043026

7. Transporter 2 Company Name
U.S. EPA ID Number

8. Consignee Name and Site Address
Covanta Environmental Solutions LLC
2503 Fayetteville Street
Asheboro NC 27203 (336) 683-0911
Facility's Phone:
U.S. EPA ID Number: NCR000135384

HM	9. Shipping Name and Description	10. Containers No.	10. Containers Type	11. Total Quantity	12. Unit Wt./Vol.	
	1. Non-RCRA, Non-DOT Regulated Material	01	TT	525	G	PLACARD? YES ☐ NO ☐ None
	2.					PLACARD? YES ☐ NO ☐
	3.					PLACARD? YES ☐ NO ☐
	4.					PLACARD? YES ☐ NO ☐

13. Special Handling Instructions and Additional Information
1 5005955 Petroleum Contact Water CWT: N/A PO#:

1039
Trailer # 34
Emergency Response Guide On-boa
Site arrival time 0740
Site departure time 0835
www.covanta.com

14. SHIPPER'S CERTIFICATION: I certify the materials are accurately described.

Shipper's/Offeror's Printed/Typed Name: Tim Moyer for Adam Harris @ CPL
Signature: T. L. Moy
Month: 01 Day: 31 Year: 22

INT'L

15. International Shipments ☐ Import to U.S. ☐ Export from U.S. Port of entry/exit:
Transporter Signature (for exports only): Date leaving U.S.:

TRANSPORTER

16. Transporter Acknowledgment of Receipt of Materials

Transporter 1 Printed/Typed Name: Mike Myers
Signature: Mike Myers
Month: 01 Day: 31 Year: 22

Transporter 2 Printed/Typed Name
Signature
Month Day Year

DESIGNATED CONSIGNEE

17. Discrepancy

17a. Discrepancy Indication Space ☐ Quantity ☐ Type ☐ Residue ☐ Partial Rejection ☐ Full Rejection

Bill of Lading Reference Number:

17b. Alternate Consignee (or Shipper)
U.S. EPA ID Number
Facility's Phone:

17c. Signature of Alternate Consignee (or Shipper)
Month Day Year

18. Designated Receiving Facility Owner or Operator: Certification of receipt of materials covered by the bill of lading except as noted in Item 17a

Printed/Typed Name: Sherry Ferrell
Signature: Sherry Ferrell
Month: 1 Day: 31 Year: 22